

1974
 AMERICAN LEAGUE
1974
 AMERICAN LEAGUE
 CHAMPIONSHIP SERIES
 PLAYED BY ATHLETICS
 IN NATIONAL CHAMPIONSHIP
EVERYWHERE
 1974
 731

Billy Ball

1972 WORLD SERIES
 AMERICAN LEAGUE VS. NATIONAL LEAGUE
 1972 WORLD SERIES
 OAKLAND
 THIRD DECK \$10.00
 OAKLAND

ATHLETICS
 OAKLAND
 A's

OAKLAND
 A's
 1968
 PRESS
 RADIO
 TV
 GUIDE

50
 1968 OAKLAND ATHLETICS 2018

OAKLAND A'S
 1967 ALL-STAR GAME

ERIC CHAVEZ
 3

Athletics

the 10 Swingin'
 400
 A's

GUINNESS
 OAKLAND A'S
 1968

ATHLETICS
 CHAMPIONS
 1972
 OAKLAND A'S

LOWER LOWER SEASONS
 126 38 11
 1
 WEDNESDAY
 APRIL 17
 1
 LOWER LOWER SEASONS
 \$3.50

2018 OAKLAND A's SCHEDULE



MARCH/APRIL						
SUN	MON	TUE	WED	THU	FRI	SAT
SF 1:05 EXHIBITION	SF 7:15 EXHIBITION	SF 6:05 EXHIBITION		LAA 1:05	LAA 7:05	LAA 1:05
LAA 1:05	TEX 7:05	TEX 7:05	TEX 7:05	TEX 12:35	LAA 7:07	LAA 6:07
LAA 1:07		LAD 7:10	LAD 7:10		SEA 7:10	SEA 6:10
SEA 1:10	CWS 7:05	CWS 7:05	CWS 12:35		BOS 7:05	BOS 6:05
BOS 1:05	TEX 5:05	TEX 5:05	TEX 5:05		HOU 5:10	HOU 4:10
HOU 11:10						

JULY						
SUN	MON	TUE	WED	THU	FRI	SAT
CLE 1:05		SD 6:05	SD 1:05		CLE 4:10	CLE 1:10
CLE 10:10	HOU 5:10	HOU 5:10	HOU 5:10	HOU 11:10	SF 7:15	SF 7:05
SF 1:05		ALL STAR GAME			SF 6:35	SF 6:05
SF 1:05	TEX 5:05	TEX 5:05	TEX 5:05	TEX 5:05	COL 5:40	COL 5:10
COL 12:10	TOR 7:05	TOR 7:05				

MAY						
SUN	MON	TUE	WED	THU	FRI	SAT
		SEA 7:15	SEA 7:10	SEA 7:10	BAL 7:05	BAL 6:05
BAL 1:05	HOU 7:05	HOU 7:05	HOU 12:35		NYN 4:05	NYN 10:05
NYN 10:05	BOS 4:10	BOS 4:10	BOS 4:10	TOR 4:07	TOR 4:07	TOR 10:07
TOR 10:07		SEA 7:05	SEA 7:05	SEA 12:35	ARI 6:35	ARI 1:05
ARI 1:05	TB 1:05	TB 7:05	TB 7:05	TB 12:35		

AUGUST						
SUN	MON	TUE	WED	THU	FRI	SAT
			TOR 12:35		DET 7:05	DET 6:05
DET 1:05		LAD 7:05	LAD 7:05		LAA 7:07	LAA 6:07
LAA 1:07	SEA 7:05	SEA 7:05	SEA 12:35		HOU 7:05	HOU 1:05
HOU 1:05	TEX 7:05	TEX 7:05	TEX 12:35	MIN 5:10	MIN 5:10	MIN 4:10
MIN 11:10	HOU 5:10	HOU 5:10	HOU 11:10	SEA 7:05	SEA 7:05	

JUNE						
SUN	MON	TUE	WED	THU	FRI	SAT
					KC 5:15	KC 11:15
KC 11:15		TEX 5:05	TEX 5:05	KC 7:05	KC 7:05	KC 1:05
KC 1:05		HOU 7:05	HOU 7:05	HOU 12:35	LAA 6:35	LAA 1:05
LAA 1:05		SD 7:10	SD 12:40	CWS 5:10	CWS 5:10	CWS 11:10
CWS 11:10	DET 12:10	DET 4:10	DET 4:10	DET 10:10	CLE 7:05	CLE 1:05

SEPTEMBER						
SUN	MON	TUE	WED	THU	FRI	SAT
						SEA 6:05
SEA 1:05	NYN 1:05	NYN 7:05	NYN 7:05		TEX 7:05	TEX 1:05
TEX 1:05		BAL 4:05	BAL 4:05	BAL 4:05	TB 4:10	TB 3:10
TB 10:10		LAA 7:05	LAA 7:05	LAA 12:35	MIN 7:05	MIN 6:05
MIN 1:05	SEA 7:10	SEA 7:10	SEA 7:10		LAA 7:07	LAA 6:07
LAA 12:07						

As of 1/22/2017

■ HOME ★ FIREWORKS ALL TIMES PACIFIC
■ 50TH ANNIVERSARY GAME GAMES/TIMES SUBJECT TO CHANGE

EVERY FRIDAY HOME GAME IS AUTHENTIC FAN FRIDAY PRESENTED BY NBC SPORTS CALIFORNIA!

athletics.com/social



*THE A's WILL CELEBRATE THEIR 50TH
ANNIVERSARY SEASON IN OAKLAND IN 2018.*

FRONT OFFICE

TABLE OF CONTENTS

FRONT OFFICE

Table of Contents	2
Front Office Directory	4
Front Office Profiles	8
Baseball Operations	14
Sports Medicine Staff	18
Medical Consultants	20
Clubhouse and Staff	20
Additional Clubhouse Staff	22
Business Operations	22
Front Office Staff	26

2018 ATHLETICS

Manager and Coaches	34
The Players	43
Roster	316

2017 SEASON IN REVIEW

Season in Review	320
Batting and Pitching Statistics	326
Fielding Statistics	327
Day-By-Day Results	328
Wild Card Day-By-Day	332
Miscellaneous Stats	332
Club Statistics	333
Highs and Lows	333
Designated Hitting Statistics	335
Pinch Hitting Statistics	335
Batting with RISP	336
Batting with the Bases Loaded	336
Batting and Pitching Breakdown	337
Player Transactions	337
Stats at the All-Star Break	340
Stats after the All-Star Break	341
April Statistics	342
May Statistics	343
June Statistics	344
July Statistics	345
August Statistics	346
September Statistics	347
Stats at Home	348
Stats on the Road	349
Stats during the Day	350
Stats at Night	351
Stats vs. Left-Handers	352
Stats vs. Right-Handers	353
Final Standings	354
Major League Attendance	355
AL Team Leaders	356
AL Batting Leaders	358
AL Pitching Leaders	360
AL Rookie Batting Leaders	362
AL Rookie Pitching Leaders	363
NL Team Leaders	364
NL Batting Leaders	366
NL Pitching Leaders	368
NL Rookie Batting Leaders	370
NL Rookie Pitching Leaders	371
Final Spring Training Statistics	372
Spring Training Results	374

RECORDS

Athletics Year-By-Year	376
Athletics vs. the American League	378
Athletics vs. the National League	380
Athletics in Divisional Play	380
Oakland A's Month-by-Month	381
Athletics Franchise Records	382
Oakland Athletics Records	387
Franchise Career Batting Leaders	394
Oakland Career Batting Leaders	395
Franchise Career Pitching Leaders	396
Oakland Career Pitching Leaders	397
Franchise Season Batting Leaders	398
Oakland Season Batting Leaders	399
Franchise Season Pitching Leaders	400
Oakland Season Pitching Leaders	401
Athletics Year-By-Year Batting	402
Athletics Year-By-Year Pitching	404
Athletics Year-By-Year Fielding	406
Athletics Year-By-Year Batting Leaders	408
Athletics Year-By-Year Pitching Leaders	414
Athletics Home Run History	419
Oakland Athletics Streaks	424
Athletics Low-Hit Games	425
Oakland Athletics Steals of Home	426
Career Games Played Leaders	427
Homestands and Road Trips	428
Longest Games in Oakland History	428
Game Times	429
Oakland A's at the All-Star Break	429
High Scoring Games in Oakland History	430
Biggest Comebacks and Blown Leads	430
The Last Time It Happened	431

HISTORY

Notable Performances & Award Winners	434
Athletics in the Hall of Fame	437
Athletics Retired Numbers	438
Special Recognition	439
Athletics All-Star Game Selections	440
Oakland Athletics in Season Openers	441
Oakland A's Opening Day Lineups	442
The Championship Years	444
All-Time Postseason Results	448
Postseason Team Totals	452
Division Series Records	454
League Championship Series Records	456
World Series Records	458
Postseason Records	460
Postseason Career Leaders	462
Postseason Single Game Bests	463
Postseason Series Year-By-Year Recap	464
Athletics All-Time Roster	564
Oakland A's Coaches	572
Most Recent Trades With Each Team	572

OPPONENTS

Baltimore Orioles	574
Boston Red Sox	575
Chicago White Sox	576
Cleveland Indians	577
Detroit Tigers	578
Houston Astros	579
Kansas City Royals	580
Los Angeles Angels of Anaheim	581
Minnesota Twins	582
New York Yankees	583
Seattle Mariners	584
Tampa Bay Rays	585
Texas Rangers	586
Toronto Blue Jays	587
Arizona Diamondbacks	588
Colorado Rockies	588
Los Angeles Dodgers	589
San Diego Padres	589
San Francisco Giants	590

PLAYER DEVELOPMENT

Athletics Minor League Directory	592
Athletics Scouting Assignments	593
Athletics Minor League Affiliates	595
Minor League Field Staff	596

Nashville Sounds Staff	600
Midland RockHounds Staff	602
Stockton Ports Staff	603
Beloit Snappers Staff	605
Vermont Lake Monsters Staff	607
Arizona A's Staff	609
Minor League Schedules	611
Minor League Statistics	613
Organizational Leaders	620
Organizational Standings	621
2017 Draft Picks	622
Organizational Players	623

MISCELLANEOUS

Oakland Alameda County Coliseum	660
Coliseum Attendance Records	661
Coliseum Rainouts & Shortened Games	663
Media Information and Policies	664
Athletics On The Air	666
A's Television and Radio	669
Athletics Broadcast History	669
Spring Training Schedule	671
Spring Training Information	672
Past Spring Training Records	672
Oakland A's In The Community	673

INDEX TO SELECTED FILLERS

20-Game Winners, Oakland A's	211	Home Runs, Most by Oakland Rookie Trio	229
20-Game Winning Streak, Oakland A's	7	Home Runs, Oakland A's Consecutive Games With	291
50th Anniversary Team	298	Lasts by A's Pitchers	397
100-Win Seasons, Most by Franchise	382	Managers, Athletics	35
All-Star Game Selections, Athletics Most	421	Milestone Hits, Oakland A's	191
All-Stars, Oakland A's Oldest	111	Milestone Home Runs, Athletics and Oakland	47
All-Stars, Oakland A's Youngest	108	Milestones Within Reach	149
At a glance, A's	57	Minor League Affiliates, A's Recent	594
Batting Practice Schedule	663	Minor League All-Stars	658
Built, How the A's Were	174	Minor League Players and Pitchers of the Week	619
Clinching Dates	270	Monthly Bests, Athletics Franchise	157
Coaching Assignments, Oakland A's Recent	41	No Hit, Consecutive Games Without Being	411
Coliseum Firsts	621	Non-Roster Invitees, Recent to play for Oakland	96
Coliseum Quick Facts	660	Opening Day, Oakland A's Most Consecutive Starts	100
Comeback, Athletics Biggest	103	Opening Day, Oakland A's Most Starts	100
Consecutive Games Played, Oakland A's	427	Opening Day, Oakland A's Most Starts by Position	100
Contract Status, Oakland A's	118	Opening Day, Oakland A's Oldest Starters	441
Cycle, Athletics who have hit for the	432	Opening Day, Oakland A's Youngest Starters	441
Designated Hitter Rule	396	Pitchers Career Hitting, Oakland A's	65
Directory, MLB	585	Player and Pitcher of the Year, A's Organizational	622
Disabled List, A's	323	Player of the Week, A's Recent	436
Doubleheaders, Oakland A's Day/Night	61	Players Who Have Pitched, Oakland A's	236
Doubleheaders, Oakland Athletics	144	Postseason Bests	22
Ejections, Oakland A's Recent	280	Presidents, Oakland A's	8
Elephant, The A's	31	Radio Network, Oakland A's	668
First Round Draft Picks, A's	612	Relief Pitcher Effectiveness	331
Five-hit games, Oakland A's	390	Rookie Rule	134
Franchise Facts	579	Runs, 10 or more in an inning	112
General Managers, Oakland A's	10	Runs Scored on Home Runs, Oakland A's Highest Pct.	221
Ground Rules, O.co Coliseum	16	Save Rule	400
Hitting Streaks, Athletics Top	393	Scoreless Streaks, Longest by Oakland Pitchers	401
Hitting Streaks, Oakland A's Top	571	Starts in the Batting Order	610
Homerless Streaks, Longest by Oakland Pitchers	401	Time of Game, Athletics Average Longest	198
Home Run Derby Participants, Athletics	85	Triple Plays, Athletics Grounded Into	70
Home Runs, Athletics Milestone	47	Triple Plays, Athletics Turned	67
Home Runs, Most by Oakland Rookie Duo	266	Winning Streaks, Longest by Oakland A's Pitchers	90



OAKLAND ATHLETICS
 Stadium/Mailing Address:
 Oakland Alameda County Coliseum
 7000 Coliseum Way
 Oakland, CA 94621

Business Office:
 55 Harrison Street, 3rd Floor
 Oakland, CA 94607
 510-638-4900
 athletics.com

FRONT OFFICE DIRECTORY

EXECUTIVES

Owner/Managing Partner	John Fisher
President	David Kaval
Executive Vice President of Baseball Operations	Billy Beane
Chief Operating Officer	Chris Giles
Chairman Emeritus	Lew Wolff
Board Member	Bill Gurtin
Board Member	Keith Wolff
Board Member	Sandy Dean
Executive Assistant to the COO	Kai Glass

Office of the President

Special Assistant to the President	Rickey Henderson
Chief of Staff	Miguel Duarte
Vice President, External Affairs	Taj Tashombe

BASEBALL OPERATIONS

General Manager	David Forst
Manager	Bob Melvin
Assistant General Manager, Pro Scouting & Player Personnel	Dan Feinstein
Assistant General Manager	Dan Kantrovitz
Assistant General Manager/Director of Player Personnel	Billy Owens
Special Assistant to General Manager	Grady Fuson
Special Assistant to General Manager	Chris Pittaro
Director of Scouting	Eric Kubota
Director of Player Development	Keith Lieppman
Director of Minor League Operations	Zak Basch
Special Assistant to Baseball Operations	Scott Hatteberg
Director of Baseball Administration	Pamela Pitts
Director of Team Travel	Mickey Morabito
Director, Baseball Systems	Rob Naberhaus
Research Scientist	David Jackson-Hanen
Baseball Operations Analysts	Pike Goldschmidt, Ben Lowry
Scouting Coordinator	Haley Alvarez
Scouting Assistant	Greg Ledford
Video Coordinator	Adam Rhoden
Minor League Technology & Development Manager	Ed Gitlitz
Minor League Video Assistant	Jimmy Leo
Executive Assistant	Betty Shinoda
Player Development Coordinator	Nancy Moriuchi

Clubhouse

Equipment Manager	Steve Vucinich
Visiting Clubhouse Manager	Mike Thalblum
Assistant Equipment Manager	Brian Davis
Umpire & Clubhouse Assistant	Matt Weiss
Senior Facility Manager, Arizona	James Gibson
Merchandise and Minor League Equipment Coordinator	Thomas Miller
Arizona Clubhouse Manager	Chad Yaconetti

Medical Staff

Head Trainer	Nick Paparesta
Assistant Trainers	Jeff Collins, Brian Schulman
Strength & Conditioning Coach	Josh Cuffe
Major League Massage Therapist	Ozzie Lyles
Senior Coordinator of Medical Services	Larry Davis
Team Physician	Dr. Allan Pont
Team Orthopedists	Dr. Jon Dickinson, Dr. Will Workman
Arizona Team Physician	Dr. Fred Dicke
Internal Medicine Consultant	Dr. Elliott Schwartz

COMMUNICATIONS AND COMMUNITY

Vice President, Communications and Community	Catherine Aker
--	----------------

Communications

Director of Baseball Communications	Fernando Alcala
Strategic Communications Manager	Erica George
Baseball Information Manager	Mike Selleck
Baseball Communications Manager	Mark Ling
Baseball Communications Coordinator	Juan Dorado

Community Fund

Executive Director, Community Fund	Zach Cohen
--	------------

Community Engagement

Community Engagement Manager	Catherine Glazier
Community Engagement Coordinators	Haley McCollough, Travis Gorsch
Community Engagement Assistant	Allegra Armas

Alumni and Family Relations

Director, Alumni and Family Relations	Detra Paige
Senior Coordinator, Alumni and Family Relations	Melissa Guzman

MARKETING

Vice President, Marketing	Troy Smith
---------------------------------	------------

Brand

Director, Marketing	Travis LoDolce
Marketing Manager	Laiken Whitters
Marketing Coordinator	Elizabeth Staub
Promotions Coordinator	Brianne Gidcumb
Creative Services Manager	Mike Ono
Creative Services Coordinator	Rhonda Romero
Social Media Assistant	Kyle Skinner
Marketing Assistant	Barbara Lantz
Team Photographer	Michael Zagaris

Customer Acquisition & Broadcasting

Director, Customer Acquisition	Matthew Peri
Customer Acquisition Manager	Mari Lee
Senior Manager, Broadcast Services	Warren Chu
Team Announcers	Ray Fosse, Ken Korach, Glen Kuiper, Vince Cotroneo

Special Events

Director of Special Events	Stephanie Tran
----------------------------------	----------------

Ballpark Entertainment & Video Content

Executive Producer of Ballpark Entertainment & Video Content	Amelia Schimmel
Senior Manager, Ballpark Events	Heather Rajeski
Events Assistant	Kalli Rutherford

Front Office Directory, continued

A's Productions Manager	Justin Marshall
Motion Graphics Manager	Daniel Contreras
Ballpark Entertainment Production Coordinator	Charlie Kenneweg
Mascot & Ballpark Entertainment Coordinator	Caleb Janowski
Public Address Announcer	Dick Callahan
In-Game Host	Kara Tsuboi
Mascot	Stomper

CORPORATE PARTNERSHIPS

Vice President of Corporate Partnerships and Hospitality	Wade Martin
Director of Partnership Services	Franklin Lowe
Director of Partnership Marketing	Cat Mundy
Senior Managers of Partnerships	John Nowicki, Geoff Sinnott
Account Manager, Corporate Partnerships	Blake Nahlen
Partnership Marketing Coordinators	Lucas Coyle, Payton Sprague

STRATEGY & BUSINESS OPERATIONS

Vice President, Sales & Strategy	Ashwin Puri
----------------------------------	-------------

Strategy

Director of Business Analytics	Mark Bashuk
Director of Strategy and Business Operations	Taylor Lien
Managers, Strategy & Business Operations	Suzi Alvarez, Seth Bohne
Strategic Assistant to the President	Dash Davidson
Manager of Business Analytics	Daniel Roach
Systems Analyst	Matthew Reiersgaard
Business Analyst	Jake Meagher
Ticket Sales Analyst	Luke Salmas

Authenticated Merchandise

Manager of Authentication	Erik Farrell
---------------------------	--------------

Ticket Sales

Director, Ticket Sales	Aaron Dragomir
Director, Sales Academy	Eddie Eixenberger
Manager, Fan Development	Tyler Heinkel
Sr. Account Executives, Fan Development	Parker Newton, Chris Van Dyne
Account Executives, Fan Development	Nicole Bailey, James Barber, Scott Brinkman, Thomas Brown, Eric Davis, Brian Howard, Nick Robbin, Daniel Shemelya, Christian Suarez
Inside Sales Manager	Chris Flynn
Account Executive	Allegra Kalen
Sales Consultants	Christian Aguinaldo, Juan Chavez, Michael Edwards, Kerwin Ferrette, Zach Hernandez, Curtis Hinkle, Jordan Kurtz, Taylor Smith
Director, Group Sales	Josh Feinberg
Sr. Account Executive, Group Sales	Phil Chapman
Account Executives, Group Sales	Ashley Carrillo, Will Culbertson, Taylor Franich, Paris Freeman, Justin Jabs, Luke Johnson, Mark Manos, Alissa Persichetti, Michael Rodgers
Group Experience Coordinator	Erin Davis

TICKET SERVICES & OPERATIONS

Ticket Services

Senior Director of Service & Retention	Josh Ziegenbusch
Director, Spring Training Business Operations	Joe Pun
Membership Services Manager	Michael Neis
Account Executives, Membership Services	Deepika Desai, Tavis McDowell, Nicola Norris, Matt Seu
Membership Services Representatives	Payton Swanegan, JJ Vanni
Premium Services Manager	Matt Langseth
Premium Services Coordinator	Katie Grubbs

Ticket Operations

Director of Ticket Operations	David Adame
Ticket Operations Manager	Austin Redman
Ticket Services Manager	Victoria Hill
Ticket Operations Coordinator	Julie Parra
Box Office Coordinator	Patricia Heagy

STADIUM OPERATIONS

Vice President, Stadium Operations	David Rinetti
Senior Director of Stadium Operations	Paul La Veau
Senior Manager of Stadium Operations Events	Kristy Ledbetter
Senior Manager of Stadium Services	Randy Duran
Guest Services Manager	Elisabeth Aydelotte
Stadium Operations Manager	Matt Van Norton
Stadium Operations Coordinator	Jason Silva
Guest Services Assistant	Chloe Janfaza
Stadium Operations Events Assistant	Andrew Hudgins
Stadium Operations Scheduler	Sarah Halsey
Head Groundskeeper	Clay Wood
Assistant Groundskeeper	Zack Ricketts
Arizona Groundskeeper	Chad Huss

PEOPLE OPERATIONS

Vice President, People Operations	Andre Chambers
Human Resources Manager	Elizabeth Espinoza
Human Resources Assistant	Katie Strehlow

FINANCE AND ADMINISTRATION

Vice President, Finance	Paul Wong
-------------------------	-----------

Finance and Accounting

Senior Director of Finance	Kasey Jarick
Director of Finance	John Anki
Payroll Manager	Rose Dancil
Accounting Manager	Nick Cukar
Senior Accountant, Accounts Payable	Isabelle Mahaffey
Senior Accountants	Danna Mouat, Casey Quirke
Financial Planning & Analytics Manager	Garrett Ley

Administration

Executive Assistants	Carolyn Jones, Fallan Groth, Sarah Hoover
Executive Offices Receptionist	Maggie Baptist
Office Services Coordinator	Andrea Garappolo

LEGAL

General Counsel	Neil Kraetsch
Assistant General Counsels	Ryan Horning, D'Lontra Ellis

TECHNOLOGY

Senior Director of IT	Nathan Hayes
Senior Manager of IT	David Frieberg
Senior Systems Administrator	Kevin Lowe
IT Support Administrator	Shaunna Brotherton
Senior Director Engineering & Multimedia Services	David Don
Engineering & Multimedia Services Manager	Daniel Chee

OAKLAND'S 20-GAME WINNING STREAK, 2002

Date	Opponent	Score	Date	Opponent	Score
Aug. 13	Toronto	5-4	Aug. 24	at Detroit	12-3
Aug. 14	Toronto	4-2	Aug. 25	at Detroit	10-7
Aug. 16	Chicago	1-0	Aug. 26	at Kansas City	6-3
Aug. 17	Chicago	9-2	Aug. 27	at Kansas City	6-4
Aug. 18	Chicago	7-4	Aug. 28	at Kansas City	7-1
Aug. 19	at Cleveland	8-1	Aug. 30	Minnesota	4-2
Aug. 20	at Cleveland	6-3	Aug. 31	Minnesota	6-3
Aug. 21	at Cleveland	6-0	Sept. 1	Minnesota	7-5
Aug. 22	at Cleveland	9-3	Sept. 2	Kansas City	7-6
Aug. 23	at Detroit	9-1	Sept. 4	Kansas City	12-11

DAVID KAVAL

President

On Nov. 17, 2016, David Kaval was named the seventh president in the history of the Oakland Athletics.

Kaval has implemented a number of initiatives to connect with fans and community stakeholders, including hosting weekly office hours, participating in town hall meetings, posting blog and Facebook Live updates and communicating via Twitter and Instagram at @DaveKaval.

He also immediately began working on the fan experience at the Oakland Coliseum by making upgrades to club areas, introducing new food options and lowering beer prices. Under Dave's leadership, the team unveiled "Championship Plaza," a new fan destination on the plaza outside the Coliseum, which features gourmet food trucks, seating, games and beer stands. The team also removed the tarps on the upper deck, allowing fans to experience the entire stadium for the first time in more than a decade.

As the team looks toward the future, Kaval has also created initiatives and programs to honor and celebrate the team's history, including naming the playing surface at the Coliseum "Rickey Henderson Field," honoring the career of Hall of Fame A's broadcaster Bill King and hiring Henderson as a special assistant and Dennis Eckersley as a special alumni assistant.

Additionally, Kaval has been vocal about the team's commitment to Oakland and is leading the efforts to open a new ballpark in Oakland and increase the organization's community impact throughout Oakland and the Bay Area.

Kaval previously served as the president of the San Jose Earthquakes of Major League Soccer. He oversaw the business and soccer sides of the franchise and represented the club on the Major League Soccer Board of Governors. He continues to serve as a Board Member of the San Jose Earthquakes.

During his time with the Quakes, Kaval has led a transformation of the organization both on and off the pitch, elevating the stature and awareness of the club. It began with the Quakes winning the 2012 Supporters' Shield, which is awarded to the MLS team with the best regular season record, and culminated in the opening of Avaya Stadium-the Quakes' \$100M privately financed soccer stadium-on March 22, 2015.

In addition to events at Avaya Stadium, Kaval spearheaded the creation of one of the Bay Area's signature annual sporting events at Stanford Stadium. The Earthquakes play the LA Galaxy every summer at Stanford in the California Clásico, an event that has sold out with 50,000 fans for the past five years.

Kaval developed the innovative \$20M naming rights partnership with Avaya, which helped create the world's first cloud-enabled stadium and some of the fastest WiFi speeds of any sports venue open today.



PRESIDENTS OF THE OAKLAND A'S

President	Years
Charles O. Finley.....	1968-80
Roy Eisenhardt.....	1981-86
Walter J. Haas.....	1990-92
Sandy Alderson.....	1993-95; 1997-98
Steve Schott.....	1996
Michael Crowley.....	1998-2016
David Kaval.....	2017-present

Prior to joining the Earthquakes, Kaval founded the independent Golden Baseball League (GBL) in 2003. Memorable GBL alumni include Hall of Famer Rickey Henderson, Jose Canseco, Daniel Nava, Jose Lima, and Mark Prior. Kaval has also spent time in the Office of the President of the United States in Washington, D.C., where he worked on the National Security budget as part of the Office of Management and Budget (OMB).

He serves on a number of boards, including the San Jose Sports Authority, San Jose/Silicon Valley Chamber of Commerce, Joint Venture

Silicon Valley, the Bay Area Council, and Rocketship Education. Additionally, he serves on the National Governing Board of the Positive Coaching Alliance (PCA) and the Young Presidents' Organization (YPO).

In 2000, Kaval co-authored a book entitled “The Summer that Saved Baseball,” which highlighted a tour of all 30 Major League Baseball stadiums in the summer of 1998. He is also a lecturer in management at the Stanford Graduate School of Business (GSB) where he teaches sports management.

A native of Cleveland, Ohio, Kaval earned a B.A. with honors in International Relations and an M.B.A. from Stanford University. He is a long-time resident of Menlo Park and lives there with his wife and two daughters.

CHRIS GILES

Chief Operating Officer



Chris Giles is the Chief Operating Officer for the Oakland Athletics. In his role, Giles oversees organization-wide strategy and the daily operations for the Club’s revenue-generating functions, including sales, marketing, partnerships, PR and community engagement.

Prior to joining the A’s, Giles was the head of sales and marketing for the NFL’s On Location Experience, overseeing sales and marketing efforts for Super Bowl LI. Through the 2015 NFL season, Giles served as the San Francisco 49ers’ Vice President of Sales and Strategy. In this role, Giles was instrumental in the successful launch of Levi’s Stadium, overseeing premium sales, seat license sales, major and private events, tours, concessions and retail. Under his leadership, Levi’s Stadium quickly built a reputation as a world-class sports and entertainment venue.

In addition to leading the suite and seat license sales efforts and achieving full sellouts for the new stadium, Giles led the successful campaigns to bring Wrestlemania 31, the NHL Stadium Series, the Pac-12 Football Championship, Manchester United vs. Barcelona, Major League Soccer and numerous concerts to Levi’s Stadium in its inaugural year. He also generated over \$25MM in private event revenue and secured contracts to host the 2016 Copa America Centenario and the prestigious College Football National Championship Game in 2019. Giles and the 49ers executive management team garnered international recognition, most notably the Sports Business Journal 2015 Sports Facility of the Year and Venue of the Year at the 2015 Stadium Business Awards in Barcelona, Spain.

During his time with the 49ers he also led the organization’s strategic planning and business intelligence division, providing internal strategy and data analytics consulting and building new businesses on behalf of the team. He spearheaded the efforts to develop and launch the Levi’s Stadium Technology platform, a technologically enhanced game day experience that is influencing sports venues across North America and around the world. He later developed the business plan to spin off the technology, creating the company VenueNext.

Giles has additional experience at the Pac-12 Network and Conference, managing sponsorship and network advertising sales efforts and working to expand the conference membership to 12. He worked closely with Pac-12 Commissioner Larry Scott to negotiate a \$3B licensed media rights deal with Fox and ESPN and secure initial distribution agreements for the Pac-12 Network. In the early years of his career, Giles worked as an investment banker for Banc of America Securities in New York City, focusing on mergers and acquisitions in the consumer products and retail spaces.

Giles is lecturer at the University of California at Berkeley’s Haas School of Business and a member of the Board of Directors for the Ellie May Classic golf tournament. He holds a B.S. in Finance from Fresno State and a MBA from the Haas School of Business at the University of California. Giles, a native of Clovis, Calif., currently lives in Pleasanton, Calif. with his wife, Leah, twin boys, Jake and Benson and daughter, Emmerson.

BILLY BEANE

Executive Vice President, Baseball Operations

Billy Beane, who is considered one of the most progressive and talented executives in the game today, has molded the A's into one of baseball's most respected teams since he was named head of baseball operations following the 1997 season. He was promoted to his current position of executive vice president of baseball operations on Oct. 5, 2015 after 18 seasons as general manager.



Under his watch, the A's have compiled a 1696-1542 (.524) record over the last 20 years, which is the fourth-best record in the American League and eighth best in all of baseball during that time frame. The A's have six American League West titles (2000; 2002-03; 2006; 2012-13) and have secured two AL Wild Card spots (2001; 2014) during that span. His teams have posted 90 or more wins in eight of the last 18 years. The A's eight postseason appearances since the 2000 season are sixth most among all Major League teams, trailing only New York-AL (14), St. Louis (12), Los Angeles-NL (9), Boston (9) and Atlanta (9).

Beane has been named Major League Executive of the Year by Baseball America two times (2002; 2013) and The Sporting News Executive of the Year twice as well (1999; 2012). He also earned MLB.com's Greatness in Baseball Yearly (GIBBY) Award as the 2012 MLB Executive of the Year and the 2012 Legacy Awards' Rube Foster Award as AL Executive of the Year, presented by the Negro League Baseball Museum. In November of 2001, Beane was named to Street & Smith's Sport Business Journal's "40 Under 40" list, honoring the nation's top 40 sports executives under the age of 40.

Additionally, Beane earned the prestigious Inspirational Leader Award from Leaders in Sport at the 2017 Sport Business Summit in London, and was recently named to the Forbes list of 100 Greatest Living Business Minds.

During his tenure, A's players have garnered numerous individual accolades. Jason Giambi and Miguel Tejada earned American League Most Valuable Player awards in 2000 and 2002, respectively. Barry Zito was named the American League's Cy Young Award winner in 2002 while Bobby Crosby (2004), Huston Street (2005) and Andrew Bailey (2009) have all won AL Rookie of the Year honors.

Beane has continually remolded a team that has posted one of the majors' best records over the last past decade. Over the years, his ability to acquire pivotal players through trades has proven instrumental in keying several playoff runs.

Beane's executive talents and the organization's baseball philosophy were the subject of Michael Lewis' best-selling book "Moneyball: The Art of Winning an Unfair Game," which opened the eyes of many of the top sports executives and business CEOs in the nation. The book has since been made into a full-length motion picture featuring Brad Pitt in the starring role, which premiered in 2011.

As a result, Beane remains in great demand on the national speaking circuit, where he regularly addresses top companies on his management approach of identifying and using undervalued assets to create and sustain a competitive edge. He sits on the board of directors for the Dutch professional football club AZ Alkmaar and recently became a minority owner of the British football club Barnsley FC.

Further demonstrating his unique tastes and interests, Beane was invited to speak at Rupert Murdoch's News Corp. management retreat in Pebble Beach, Calif. in 2006, an event that focused on issues such as volunteerism, technology and politics, and featured leaders and luminaries from around the world. Among the VIP who attended were British Prime Minister Tony Blair, Israeli Vice Premier Shimon Peres, former President Bill Clinton, former Vice President Al Gore, former House Speaker Newt Gingrich, former Harvard President Lawrence Summer and U2 lead singer Bono.

HEAD OF BASEBALL OPERATIONS FOR THE OAKLAND A'S

General Manager	Years
Charles O. Finley	1968-79
Billy Martin	1980-82
Walt Jocketty, Dick Wincek	1983
Sandy Alderson	1983-97
Billy Beane.....	1997-Present

In 2008, Beane also collaborated with Gingrich and Sen. John Kerry in co-authoring an article in the New York Times offering possible remedies for the U.S. health care crisis. In addition, he was honored by PromaxBDA Sports Media Marketing Awards with the “Game Changer Award” in 2011, an accolade given to a “cultural trendsetter who, through the development of new technologies, applications, business models, and industries, has transformed the business of Sports Media and Sports Media Marketing.”

Beane joined the A's front office staff in 1990 as the club's major league advance scout. In 1993, former A's president and general manager Sandy Alderson promoted him to the assistant general manager's position when Walt Jocketty left the organization to accept the assistant general manager's job in Colorado. Alderson handed over his general manager's duties to Beane on Oct. 17, 1997.

A first round draft pick (23rd overall) of the New York Mets in the 1980 June Free Agent Draft, Beane played six major league seasons as an infielder, outfielder and catcher for the Mets, Minnesota Twins, Detroit Tigers and A's. His final season in uniform was 1989 when he was a utility player on the A's World Championship team. Beane retired as an active player in the spring of 1990.

A native of San Diego, Calif., Beane attended Mt. Carmel High School and UC San Diego, where he studied economics. Billy and his wife, Tara, reside in Danville, Calif. with their twins, Brayden and Tinsley. His daughter, Casey, is a graduate of Kenyon (Ohio) College.

SIGNIFICANT AND RECENT TRADES MADE IN THE BILLY BEANE ERA

1997

- Nov. 7 Acquired P Kenny Rogers and cash from New York (AL) for a PTBNL (IF Scott Brosius on November 18).
Dec. 8 Acquired P Mike Fetters from Cleveland for P Steve Karsay.

1998

- April 8 Acquired C Mike Macfarlane and cash from Kansas City for OF Shane Mack and a PTBNL (minor league P Greg Hansell on May 8).
July 12 Acquired P Tim Worrell from Cleveland for minor league IF Adam Robinson.

1999

- July 23 Acquired minor league OF Terrence Long and minor league P Leonar Vasquez from New York (NL) for P Kenny Rogers.
July 29 Acquired P Omar Olivares and IF Randy Velarde from Anaheim for minor league OF Jeff DaVanon, minor league OF Nathan Haynes and minor league P Elvin Nina.
July 31 Acquired P Kevin Appier from Kansas City for P Brad Rigby, minor league P Blake Stein and minor league P Jeff D'Amico.
July 31 Acquired P Jason Istringhausen and P Greg McMichael from New York (NL) for P Billy Taylor.
Dec. 13 Acquired P Justin Miller from Colorado for P Jimmy Haynes. (Trade was part of a four-team deal in which Colorado traded Haynes, C Henry Blanco and P Jamey Wright to Milwaukee; Milwaukee then traded IF Jeff Cirillo, P Scott Karl and cash to Colorado; Colorado traded IF Vinny Castilla to Tampa Bay; Tampa Bay traded P Rolando Arrojo and IF Aaron Ledesma to Colorado).

2000

- Feb. 18 Acquired OF Jeremy Giambi from Kansas City for P Brett Laxton.
July 28 Acquired P Jim Mecir and P Todd Belitz from Tampa Bay for minor league P Jesus Colome and cash.
Nov. 17 Acquired minor league P Ryan Cullen and minor league P Aaron Harang from Texas for IF Randy Velarde.

- Nov. 20 Acquired P Eric Ireland from Chicago (NL) for OF Matt Stairs.
Dec. 7 Acquired P Chad Bradford from Chicago (AL) for minor league C Miguel Olivo.

2001

- Jan. 8 Acquired P Roberto Hernandez and P Cory Lidle from Tampa Bay for OF Ben Grieve and cash; traded P Roberto Hernandez, C A.J. Hinch, minor league IF Angel Berroa and cash to Kansas City for OF Johnny Damon, minor league IF Mark Ellis and cash.
March 28 Acquired IF Eric Hinske from Chicago (NL) for minor league IF Miguel Cairo; as part of the deal, the A's also refused the return of Rule 5 Draft selection P Scott Chiasson.
July 3 Acquired OF Ron Gant from Colorado for minor league OF Robin Jennings.
July 25 Acquired OF Jermaine Dye from Kansas City in a three-team trade in which Colorado sent infielder Neifi Perez to Kansas City and Oakland sent minor league OF Mario Encarnacion, minor league IF Jose Ortiz and minor league P Todd Belitz to Colorado.
Nov. 2 Acquired minor league IF Adam Morrissey from Chicago (NL) for IF Mark Bellhorn.
Dec. 7 Acquired P Billy Koch from Toronto for IF Eric Hinske and P Justin Miller.
Dec. 14 Acquired OF David Justice and cash from New York (NL) for P Mark Guthrie and P Tyler Yates.

2002

- Jan. 14 Acquired IF Carlos Pena and P Mike Vena from Texas for P Mario Ramos, IF Jason Hart, OF Ryan Ludwick and minor league C Gerald Laird.
March 18 Acquired P Justin Duchscherer from Texas for P Luis Vizcaino.
May 22 Acquired OF John Mabry from Philadelphia for OF Jeremy Giambi.
July 5 Acquired P Ted Lilly, minor league OF John-Ford Griffinn and minor league P Jason Arnold from New York (AL) as part of a three-team, seven player trade in which the A's sent IF Carlos Pena, P Franklyn German and a PTBNL (P Jeremy Bonderman on Aug.

Front Office Profiles, continued

22) to Detroit for P Jeff Weaver and cash. The A's then sent Weaver to New York to complete the deal.

July 25 Acquired Ray Durham from Chicago (AL) for minor league P Jon Adkins.

July 30 Acquired P Ricardo Rincon from Cleveland for minor league IF Marshall McDougall.

Nov. 16 Acquired minor league IF Mike Rouse and minor league P Chris Mowday for Toronto for P Cory Lidle.

Dec. 3 Acquired P Keith Foulke, C Mark Johnson and minor league P Joe Valentine for P Billy Koch and two minor league players to be named later (P Neal Cotts and OF Daylan Holt on December 16).

Dec. 15 Acquired IF Erubiel Durazo from Arizona in a four-team trade in which the A's sent a minor league PTBNL (P Jason Arnold on December 16) to Toronto; Toronto sent IF Felipe Lopez to Cincinnati; Cincinnati sent P Elmer Dessens to Arizona.

2003

July 30 Acquired OF Jose Guillen from Cincinnati for minor league pitchers Aaron Harang, Joe Valentine and Jeff Bruksch

Nov. 18 Acquired OF Bobby Kielty and a PTBNL from Toronto for P Ted Lilly

Nov. 26 Acquired OF Mark Kotsay from San Diego for C Ramon Hernandez and OF Terrence Long

Dec. 21 Acquired C Damian Miller and cash from Chicago (NL) for a PTBNL (Chris Mowday)

2004

April 17 Acquired P Kirk Saarloos from Houston for P Chad Harville.

June 24 Acquired P Octavio Dotel and cash from Kansas City for minor leaguer P Mike Wood and minor league IF Mark Teahan.

Nov. 27 Acquired C Jason Kendall from Pittsburgh for P Mark Redman and P Arthur Rhodes.

Dec. 15 Acquired IF Keith Ginter from Milwaukee for minor league P Justin Lehr and OF Nelson Cruz.

Dec. 16 Acquired P Juan Cruz, P Dan Meyer and OF Charles Thomas from Atlanta for P Tim Hudson.

Dec. 18 Acquired P Kiko Calero, P Danny Haren and minor league C Daric Barton from St. Louis for P Mark Mulder.

2005

July 13 Acquired OF Jay Payton and cash from Boston for P Chad Bradford; acquired P Joe Kennedy and P Jay Witasick from Colorado for OF Eric Byrnes, minor league IF Omar Quintanilla and cash.

Dec. 5 Acquired P Chad Gaudin from Toronto for a PTBNL (Dustin Majewski).

Dec. 13 Acquired OF Milton Bradley and IF Antonio Perez from Los Angeles (NL) for minor league OF Andre Ethier.

2007

June 29 Acquired P Andrew Brown from San Diego for OF Milton Bradley and cash.

July 16 Acquired C Rob Bowen and P Jerry Blevins from Chicago (NL) for C Jason Kendall and cash.

Nov. 18 Acquired P Kristian Bell and P Graham Godfrey from Toronto for IF Marco Scutaro.

Dec. 14 Acquired P Brett Anderson, P Dana Eveland, P Greg Smith, IF Chris Carter, OF Aaron Cunningham, OF

Carlos Gonzalez from Arizona for P Dan Haren and P Connor Robertson.

2008

Jan. 3 Acquired P Gio Gonzalez, P Fautino De Los Santos and OF Ryan Sweeney from Chicago (AL) for OF Nick Swisher.

Jan. 14 Acquired P Joey Devine and P Jamie Richmond from Atlanta for OF Mark Kotsay and cash.

July 8 Acquired P Sean Gallagher, C Josh Donaldson, IF Eric Patterson and OF Matt Murton from Chicago (NL) for P Rich Harden and P Chad Gaudin

July 17 Acquired P Josh Outman, IF Adrian Cardenas and OF Matt Spencer from Philadelphia for P Joe Blanton

Nov. 12 Acquired OF Matt Holliday from Colorado for P Greg Smith, P Huston Street and OF Carlos Gonzalez

2009

Feb. 2 Acquired RHP Michael Wuertz from Chicago (NL) for OF Richie Robnett and IF Justin Sellers

July 5 Acquired OF Scott Hairston from San Diego for P Sean Gallagher, P Craig Italiano and P Ryan Webb

July 24 Acquired P Clayton Mortensen, IF Brett Wallace and OF Shane Peterson from St. Louis for OF Matt Holliday

July 31 Acquired IF Tyler Ladendorf from Minnesota for IF Orlando Cabrera

2010

Jan. 16 Acquired IF Kevin Kouzmanoff and minor league IF Eric Sogard from San Diego for OF Scott Hairston and OF Aaron Cunningham

Feb. 1 Acquired IF Adam Rosales and OF Willy Taveras from Cincinnati for IF Aaron Miles and cash

Nov. 10 Acquired OF David Delesus from Kansas City for P Vin Mazzaro and minor league P Justin Marks

Nov. 17 Acquired minor league Ps Trystan Magnuson and Daniel Farquhar from Toronto for OF Rajai Davis

Dec. 16 Acquired OF Josh Willingham from Washington for P Henry Rodriguez and OF Corey Brown

2011

Jan. 8 Acquired RHP Guillermo Moscoso from Texas for minor league RHP Ryan Kelly

June 30 Acquired RHP Bruce Billings and a PTBNL (OF Eliezer Mesa on September 30) from Colorado for 2B Mark Ellis and cash

July 31 Acquired LHP Jordan Norberto and 1B Brandon Allen from Arizona for RHP Brad Ziegler

Dec. 9 Acquired RHP Ryan Cook, OF Collin Cowgill and RHP Jarrod Parker from Arizona for LHP Craig Breslow, RHP Trevor Cahill and cash

Dec. 23 Acquired RHP A.J. Cole, LHP Tommy Milone, C Derek Norris and RHP Brad Peacock from Washington for LHP Gio Gonzalez and RHP Rob Gilliam

Dec. 28 Acquired RHP Raul Alcantara, IF Miles Head and OF Josh Reddick from Boston for RHP Andrew Bailey and OF Ryan Sweeney

2012

Jan. 16 Acquired OF Seth Smith from Colorado for RHP Guillermo Moscoso and LHP Josh Outman

Aug. 3 Acquired minor league C David Freitas from Washington for C Kurt Suzuki and cash

Aug. 20 Acquired SS Stephen Drew from Arizona for minor league IF Sean Jamieson

- Oct. 20 Acquired OF Chris Young and cash from Arizona for SS Cliff Pennington and minor league IF Yordy Cabrera
- Nov. 16 Acquired P Andrew Werner and IF Andy Parrino from San Diego for P Tyson Ross and minor league IF A.J. Kirby-Jones
- Dec. 18 Acquired minor league IF Jeffrey Marte from New York (NL) for OF Collin Cowgill

2013

- Jan. 16 Acquired C John Jaso from Seattle in a three-team trade in which the A's sent minor league Ps A.J. Cole, Blake Treinen and a PTBNL (minor league P Ian Krol on March 20) to Washington and Washington sent OF Michael Morse to Seattle
- Feb. 4 Acquired IF Jed Lowrie and P Fernando Rodriguez from Houston for IF Chris Carter, P Brad Peacock and minor league C Max Stassi
- April 4 Acquired minor league OF Jake Goebbert from Houston for P Travis Blackley
- July 30 Acquired IF Alberto Callaspo from Los Angeles (AL) for minor league IF Grant Green
- Aug. 23 Acquired C Kurt Suzuki and cash from Washington for minor league P Dakota Bacus
- Nov. 25 Acquired P Fernando Abad from Washington for minor league IF John Wooten
- Dec. 2 Acquired P Jim Johnson from Baltimore for IF Jemile Weeks and a PTBNL (minor league C David Freitas on December 12).
- Dec. 3 Acquired IF Craig Gentry and P Josh Lindblom from Texas for OF Michael Choice and minor league IF Chris Bostick; Acquired P Luke Gregerson from San Diego for OF Seth Smith
- Dec. 10 Acquired P Drew Pomeranz and minor league P Chris Jensen from Colorado for P Brett Anderson and cash
- Dec. 11 Acquired minor league OF Billy Burns from Washington for P Jerry Blevins

2014

- May 15 Acquired IF Kyle Blanks from San Diego for minor league IF Jake Goebbert at a PTBNL (minor league P Ronald Herrera on May 28)
- July 5 Acquired Ps Jeff Samardzija and Jason Hammel from Chicago (NL) for P Dan Straily, minor league IF Addison Russell, minor league OF Billy McKinney and a PTBNL or cash
- July 31 Acquired P Jon Lester, OF Jonny Gomes and cash from Boston for OF Yoenis Céspedes and a 2015 Competitive Balance Pick; Acquired OF Sam Fuld from Minnesota for P Tommy Milone
- Aug. 31 Acquired DH Adam Dunn and cash from Chicago (AL) for minor league P Nolan Sanburn
- Nov. 23 Acquired IF Ike Davis and international bonus slot 86 from Pittsburgh for international bonus slot 27
- Nov. 28 Acquired IF Brett Lawrie, Ps Kendall Graveman and Sean Nolin and minor league IF Franklin Barreto from Toronto for IF Josh Donaldson
- Dec. 8 Acquired minor league IF Joey Wendle from Cleveland for 1B/OF Brandon Moss
- Dec. 9 Acquired P Chris Bassitt, C Josh Phegley, IF Marcus Semien and minor league IF Rangel Ravelo from the Chicago White Sox for P Jeff Samardzija and P Michael Ynoa
- Dec. 11 Acquired IF/OF Mark Canha from Colorado for minor league P Austin House and cash

- Dec. 18 Acquired P R.J. Alvarez and P Jesse Hahn from San Diego for C Derek Norris, minor league P Seth Streich and international bonus slot 117

2015

- Jan. 10 Acquired IFs Ben Zobrist and Yunel Escobar from Tampa Bay for C John Jaso, minor league IF Daniel Robertson, minor league OF Boog Powell and cash
- Jan. 14 Acquired P Tyler Clippard from Washington for IF Yunel Escobar
- July 23 Scott Kazmir traded to the Houston Astros for minor league RHP Daniel Mengden and minor league C Jacob Nottingham
- July 27 Tyler Clippard and cash traded to the New York Mets for minor league RHP Casey Meisner
- July 28 Ben Zobrist and cash traded to the Kansas City Royals for RHP Aaron Brooks and minor league LHP Sean Manaea
- July 31 Felix Doubront acquired from the Toronto Blue Jays for cash; Ryan Cook traded to the Boston Red Sox for cash
- Aug. 4 Eric O'Flaherty traded with cash to the New York Mets for a PTBNL (minor league RHP Dawrin Frias)
- Sept. 10 Daniel Coulombe acquired from the Los Angeles Dodgers for cash considerations
- Nov. 20 Liam Hendriks acquired from Toronto for Jesse Chavez
- Nov. 25 Jed Lowrie acquired from Houston for minor leaguer Brendan McCurry
- Dec. 2 Yonder Alonso and Marc Rzepczynski acquired from San Diego for Drew Pomeranz, Jose Torres and a player to be named later (Jabari Blash)
- Dec. 8 Evan Scribner traded to Seattle for minor leaguer Trey Cochran-Gill
- Dec. 9 J.B. Wendelken and minor leaguer Zack Erwin acquired from the Chicago White Sox for Brett Lawrie

2016

- Jan. 5 Arnold Leon traded to Toronto for cash
- Feb. 12 Khris Davis acquired from Milwaukee for minor leaguers Bubba Derby and Jacob Nottingham
- Feb. 25 Chris Coghlan acquired from the Chicago Cubs for Aaron Brooks
- June 9 Chris Coghlan traded to the Chicago Cubs for Arismendy Alcantara
- July 30 Billy Burns traded to the Kansas City Royals for Brett Eibner
- Aug. 1 Rich Hill and Josh Reddick traded to the Los Angeles Dodgers for Jharel Cotton, Frankie Montas and minor leaguer Grant Holmes
- Aug. 25 Marc Rzepczynski and cash traded to Washington for minor leaguer Max Schrock
- Aug. 31 Coco Crisp and cash traded to Cleveland for minor leaguer Colt Hynes
- Nov. 12 Paul Blackburn acquired from Seattle for Danny Valencia

2017

- Jan. 25 Brett Eibner traded to the Los Angeles Dodgers for minor leaguer Jordan Tarsovich
- Jan. 26 Dillon Overton traded to Seattle for minor leaguer Jason Goldstein
- April 23 Ryan LaMarre acquired from the Los Angeles Angeles for cash
- June 17 Trevor Plouffe traded to Tampa Bay with cash for cash

Front Office Profiles, continued

July 16	Sean Doolittle and Ryan Madson traded to Washington for Blake Treinen and minor leaguers Sheldon Neuse and Jesus Luzardo	August 23	Rajai Davis traded to Boston for minor league outfielder Rafael Rincones
July 31	Sonny Gray traded to the New York Yankees with \$1.5 million international bonus slot cash in exchange for Dustin Fowler, Jorge Mateo and minor leaguer James Kaprielian; Adam Rosales traded to Arizona for minor leaguer Jeferson Mejia	Nov. 15	Ryon Healy traded to Seattle for Emilio Pagan and minor leaguer Alexander Campos
August 6	Yonder Alonso traded to Seattle for Boog Powell	Nov. 22	Jaycob Brugman traded to Baltimore for a player to be named later (minor leaguer Jake Bray on Dec. 19)
August 15	Chris Hatcher acquired from the Los Angeles Dodgers for \$500,000 international slot money	Dec. 11	Joey Wendle traded to Tampa Bay for a player to be named later (minor leaguer Jonah Heim on Dec. 19)
August 16	Sam Moll acquired from Colorado for a player to be named later or cash	Dec. 14	Stephen Piscotty acquired from St. Louis for Yairo Muñoz and minor leaguer Max Schrock
		Jan. 29	Ryan Buchter, Brandon Moss and cash acquired from Kansas City for Jesse Hahn and Heath Fillmyer

RICKEY HENDERSON

Special Assistant to the President

Rickey Henderson enters his first season as Special Assistant to the President. In his new role, Henderson will assist A's President Dave Kaval in promoting the Oakland Athletics brand, in addition to continuing his duties as a roving on-field instructor.

During Henderson's 25-year Hall-of-Fame playing career, he spent 14 seasons with the Green and Gold. Henderson made 10 All-Star teams, won two World Series championships, one AL MVP (1990), one Gold Glove Award (1981), three Silver Slugger awards (1981, 1985, 1990), and one ALCS MVP Award (1989). He holds the record for most career stolen bases (1,406), runs scored (2,295), lead-off home runs (81), as well as the single-season stole base record (130, 1982). For his career, Henderson hit .279 with 3,055 hits, 297 home runs, 1,115 RBI, 1,406 stolen bases, and 2,295 runs scored. In 2009, he was elected to the Baseball Hall of Fame on the first ballot with 94.8% of the vote.

Following his playing career, Henderson joined the New York Mets as a special instructor in 2006 before being promoted to first base coach in 2007. For the past several seasons, Henderson has served as a roving instructor in the Athletics system.



BASEBALL OPERATIONS

DAVID FORST

General Manager

David Forst begins his 19th season with the Athletics and his third as general manager. He was appointed to his current position on Oct. 5, 2015 in conjunction with the promotion of Billy Beane to executive vice president of baseball operations.

Forst's primary duties include working on all player acquisitions, contract negotiations and player evaluations. Prior to his promotion, Forst spent 12 seasons as assistant general manager after serving as an assistant to the general manager and coordinator of professional scouting.

The 41-year-old Forst graduated Cum Laude from Harvard University in 1998 with a Bachelor of Arts degree in sociology. He played baseball for the Crimson for four seasons and earned third team All-America honors as a senior in 1998. He also played for the Springfield (Ill.) Capitals of the Frontier League in 1998 and 1999.

A native of Encino, Calif., Forst resides in Berkeley, Calif. with his wife, Rebe, son, Judah, and daughter, Sasha.



DAN FEINSTEIN

Assistant General Manager, Pro Scouting and Player Personnel

Dan Feinstein enters his third season as assistant general manager, pro scouting and player personnel and his 17th in the Athletics organization. He was promoted to his current position after four years as director of professional scouting/baseball development. In addition to overseeing the team's professional and international scouting efforts, Feinstein assists Billy Beane and David Forst in all aspects of baseball operations, including contract negotiations, arbitration, trade analysis, roster construction, and the interpretation of MLB rules.

This is Feinstein's second stint with the A's, having previously served in a variety of capacities from 1994-2004, including the role of assistant, amateur scouting and video coordinator. He spent the 2005 season as coordinator, baseball operations for the Los Angeles Dodgers and was director, baseball operations for the Tampa Bay Rays for six seasons from 2006-11 prior to rejoining the A's.

A native of Lafayette, CA, he attended UC Davis and earned a degree in Medieval European History. Feinstein resides in Lafayette with his wife, Meghan, and two children, Will and Charlotte.



DAN KANTROVITZ

Assistant General Manager

Dan Kantrovitz enters his fourth season as Assistant General Manager and his seventh in the A's organization. He is involved in all aspects of the A's baseball operations department with a primary focus on overseeing the club's analytics department. He is responsible for the development and implementation of statistical analysis methods used for evaluating players in the amateur draft, free agent and trade markets.

Kantrovitz began his front office career with the St. Louis Cardinals in 2004 as assistant scouting director before joining the A's in 2009 as a quantitative analyst and international scouting coordinator. In 2012, he joined the Cardinals and was the director of scouting for three seasons before returning to the A's.

Prior to working in baseball, Kantrovitz was twice an all-Ivy League shortstop at Brown University, where he received a bachelor's degree with Honors in organizational behavior and management in 2001. He was drafted by the Cardinals in the 25th round of the 2001 MLB draft. After a shoulder injury shortened his professional career, he worked as an Investment Banking Analyst for Lehman Brothers in New York. Kantrovitz received a master's degree in statistics from Harvard University in 2009. In 2016, he was inducted into the Brown University Athletics Hall of Fame.

Kantrovitz, 39, and his family reside in Oakland.



BILLY OWENS

Assistant General Manager/Director of Player Personnel

Billy Owens begins his 20th season with the Athletics and his third as assistant general manager/director of player personnel. He was promoted to the position after spending the previous 12 seasons as director of player personnel. Owens' responsibilities include providing input and recommendations for potential trades and free agent signings, along with evaluation in the area of amateur scouting.

Prior to moving into a front office position, Owens spent five seasons as a hitting coach in the A's minor league system, with stops at Southern Oregon (1999), Vancouver (2000-01) and Arizona (2002-03). In addition to his coaching duties, Owens also assumed scouting responsibilities as an area scout and was promoted to East Coast Scouting Coordinator in 2003.

A third round pick (72nd overall) by the Baltimore Orioles in the 1992 June Draft, Owens played seven seasons of minor league ball with the Baltimore (1992-96) and Houston organizations (1997-98) before joining the A's as an area scout.

A native of San Jose, Calif., Owens attended the University of Arizona, where he played both baseball and football. He was a football, basketball and baseball standout at Bellarmine College



Preparatory and is a member of the school's hall of fame. Billy O makes his off-season home in Scottsdale, Ariz.

KEITH LIEPPMAN

Director of Player Development



Keith Lieppman begins his 48th year with the A's and 27th season as the organization's director of player development, with responsibilities in the assignment, development and evaluation of players throughout the A's farm system, which consistently ranks among the best in the game. He also coordinates field instruction for the entire minor league system.

Lieppman's gilded reputation as one of baseball's finest personnel executives was further amplified in 2010 when he received the Sheldon "Chief" Bender Award from Minor League Baseball for "distinguished service and being instrumental in player development" during his career.

Lieppman has managed at all levels of the A's minor league system, beginning in Modesto in 1980 and most recently with the Triple-A Tacoma Tigers from 1985-87. He also managed the Lacey Tigers of the Dominican Winter League in 1986. He began his baseball career in 1971 as a minor league player for the A's.

Keith is a graduate of the University of Kansas with a degree in journalism. He resides in Prescott, Ariz. with his wife, Corinne.

ERIC KUBOTA

Director of Scouting



Eric Kubota is in his 34th season with the Athletics organization and his 17th as director of scouting.

Kubota has overseen the club's last 16 drafts that have produced dozens of players who have risen to the major leagues with various clubs, including current A's Ryan Dull (2012), Matt Olson (2012), Ryon Healy (2013), Chad Pinder (2013), and Matt Chapman (2014). Kubota's talents as an evaluator helped assemble the majority of the A's minor league system that has combined for a 6036-5929 (.504) record over the last 16 seasons.

In January 2014, Kubota was honored as "Scout of the Year" by the Santa Clara County Hot Stove Committee.

Prior to assuming his current position, Kubota served as the club's supervisor of international scouting for three seasons, overseeing the scouting staff and player evaluations in the Dominican Republic and Venezuela.

Kubota, 53, began his baseball career in June of 1984 while he was an undergraduate at the University of California, Berkeley, spending the better part of six seasons working in the A's media relations department. In November of 1989, he joined the baseball operations staff as an assistant director of scouting, handling daily administrative duties of the scouting department, including preparation work for the Rule 4, Rule 5 and June drafts, compiling the team's prospect book and preparing statistical information.

He was elevated to Pacific Rim coordinator in November of 1996, where he acted as a liaison between the A's and Asian baseball teams in addition to his scouting duties in Northern California and Hawaii.

Eric graduated from Cal in 1986 with a bachelor of arts degree in political science. He resides in Rocklin, Calif. with his wife, Karen, and their two children.

COLISEUM GROUND RULES

Fly ball striking foul poles and/or screen above fence	Home Run
Ball sticking or going behind fence padding in right or left field	Two Bases
Ball going into bullpen bench and rebounding on to playing field	In Play
Ball remaining on or under bullpen bench	Two Bases
Ball hitting any portion of the fence or screen in back of home plate	In Play

ZAK BASCH

Director of Minor League Operations

Zak Basch enters his first season as Director of Minor League Operations for the Athletics. For the past five seasons, Basch has worked in the A's communications department, culminating in a promotion to Director of Baseball Communications before the 2017 season.

Prior to joining the Athletics front office in 2013, Basch worked in various roles in amateur and minor league baseball. He spent time with the Alaska Goldpanners and Anchorage Bucs of the Alaska Baseball League before working five years in the Pacific Coast League with the Reno Aces and the A's former Triple-A affiliate in Sacramento.

Basch played collegiately for Hofstra University and the University of Nevada before being selected in the 13th round of the 2003 draft by Boston. In June 2004, Basch was acquired by the Athletics in a trade with the Red Sox, finishing his playing career with Oakland's former short-season affiliate, the Vancouver Canadians.

A native of Toledo, Ohio, Basch now resides in Phoenix, Ariz.



CHRIS PITTARO

Special Assistant to the General Manager

Chris Pittaro enters his 28th season in the Oakland organization, his seventh as a special assistant to the general manager. Prior to being named to his current position, Pittaro served as director of professional scouting for five years. He spent the previous six seasons as national field coordinator after serving as an area scout and national cross checker with the Athletics since 1991.

In 2012, Pittaro was inducted into the Professional Baseball Scouts Hall of Fame.

Selected by the Detroit Tigers in the 1982 June First Year Player Draft, Pittaro made his major league debut with the Tigers in 1985, batting .242 in 28 games. He was traded to the Minnesota Twins in 1986 and spent parts of the '86 and '87 seasons on the Twins big league roster. He retired during the 1988 season.

Pittaro attended the University of North Carolina from 1980-82 before signing with the Tigers following his junior season. After he retired as a player in 1988, he enrolled in Rider College in New Jersey where he obtained a bachelor of science degree in finance in 1991, graduating Summa Cum Laude.

Pittaro is a native of Hamilton, N.J., where he still lives with his wife, Lisa. He has three children.



GRADY FUSON

Special Assistant to the General Manager

Grady Fuson, former Oakland Athletics scouting director and one of the game's most respected scouts and baseball executives, returned for his second stint with the A's in 2010 as a special assistant to the general manager. After beginning his career as an area scout with Oakland in 1982, he has now spent 27 seasons with the A's organization, including seven years as scouting director from 1995-2001.

Prior to his current stint with the Athletics, he served as vice president of scouting and player development with San Diego from 2006-09 after joining the Padres in 2005 as a special assistant to the general manager. His first stint with the A's ended in 2002, when he joined the Texas Rangers as assistant general manager, spending three seasons in charge of the Rangers' scouting and player personnel.

In 2017, Fuson was named the recipient of the 10th annual Sheldon "Chief" Bender Award, which is given by Minor League Baseball to a person with distinguished service who has been instrumental in player development. He also was named the West Coast Scout of the Year at the 2017 Baseball Winter Meetings in Orlando, which is an award voted on by scouting directors across baseball. The Scout of the Year program—which was founded in 1984 by Tony Pacheco,



Baseball Operations, continued

Jim Russo, and Hugh Alexander—recognized members of the scouting community for their excellence in scouting, years of service, and professionalism in the performance of his job.

After a two-year stint playing in the minor leagues, Fuson became head baseball coach at the University of Puget Sound in Washington before originally joining the A's franchise. During his tenure in Oakland, he has played a prominent role in drafting such players as Eric Chavez, Tim Hudson, Mark Mulder and Barry Zito, which provided the impetus for the franchise to feature five playoff teams over a seven-year period from 2000-06.

STEVE SHARPE

Special Assistant to Professional and International Scouting

Steve Sharpe enters his first season as special assistant to professional and international scouting for the Athletics. Sharpe was selected by the A's in the 11th round of the 2004 First-Year Player Draft out of the University of Central Missouri. After spending seven seasons playing in the A's system, Sharpe was hired by Oakland as a professional scout. He served as a pro scout for seven years which included a stint in the international department in 2015.

In his role as special assistant to professional and international scouting, Sharpe is responsible for scouting and recommending professional baseball players in the United States, and amateur and professional baseball players abroad. He will assist in all aspects of the international player acquisition process, from maintaining contacts with foreign baseball entities to the negotiation of international player contracts.

A native of Kansas City, Missouri, Sharpe resides in the Kansas City area with his wife, Laurel, and their two sons, Samson (5) and Solomon (3).



PAMELA PITTS

Director of Baseball Administration

Pamela Pitts enters her 37th season in the organization and 26th as director of baseball administration. Her responsibilities include managing the day-to-day business side of the baseball operations department, including governing all major and minor league staff contract administration, player records, waivers, payroll issues and transactions. She started her baseball career with the A's in November of 1981 as the minor league and public relations secretary. Pamela resides in Danville, Calif. with her husband, Dan Dunn.



SPORTS MEDICINE STAFF

NICK PAPARESTA

Head Athletic Trainer

Nick Paparesta enters his eighth season as the Oakland A's head athletic trainer after previously serving as the Tampa Bay Rays' assistant trainer for three seasons.

A native of Fort Myers, Fla., Paparesta spent five years in the Rays organization. He joined Tampa Bay in 2006 as Minor League head trainer and rehabilitation coordinator, overseeing all Minor League trainers and rehabilitation with Minor League players in that role for two seasons. He was promoted to the Major League level in 2008 and was a member of Tampa Bay's American League championship team that year.

Prior to his stint with the Rays, Paparesta worked in the Cleveland Indians organization for 11 seasons, including four years with Triple-A Buffalo. He is a graduate of Baldwin-Wallace College in Berea, Ohio, and holds certifications by the National Athletic Trainers' Association (NATA) and National Strength and Conditioning Association (NSCA).



Last season, he was selected by PBATS to serve as the head athletic trainer for the American League team at the Major League Baseball All-Star Game in Miami, Fla.

He resides in Dublin, Calif. with his wife, Kristel, and two children, Noah and Alaina.

JEFF COLLINS

Assistant Athletic Trainer

Jeff Collins is in his 21st season in the A's organization and his second as assistant athletic trainer on the Major League staff. Prior to his current role, he spent 19 seasons working with A's minor leaguers, including stints at Short-Season Southern Oregon (1998-99), Single-A Visalia (2000) and Short-Season Vancouver (2004). Collins also spent 16 seasons as the A's minor league medical coordinator and earned PBATS Coordinator of the Year honors in 2014 and 2016. He holds a degree in athletic training from Southern Illinois University at Carbondale and received his masters in health, wellness and exercise science at the University of Nevada at Reno. He is a certified member of the National Athletic Trainers' Association (NATA) and is a licensed athletic trainer in the state of Arizona, where he resides with his wife, Renea. The couple has a daughter, Breanne, who is currently working towards her Ph.D. in international relations and political psychology.



BRIAN SCHULMAN

Assistant Athletic Trainer

Brian Schulman enters his eighth season as an assistant athletic trainer with the A's and currently sits on the PBATS electronic medical records committee. Previously he was an assistant athletic trainer at the University of California, Berkeley from 2004-08 before being promoted to rehabilitation coordinator from 2008-10. He also served previous internships with the San Francisco 49ers in 2003-04 and the Los Angeles Dodgers in 2000, as well as being a graduate assistant trainer at Fresno State in 2001-03. He is a certified strength and conditioning coach (CSCS) from the NSCA, and holds a bachelor's degree in political science from UC Santa Barbara (2001) and a Masters in kinesiology from Fresno State (2003). He resides in San Ramon, Calif. with his wife, Megan, and their two sons, Luke and Gavin.



JOSH CUFFE

Strength and Conditioning Coach

Josh Cuffe enters his seventh season with the Athletics organization, his second as strength and conditioning coach on the Major League staff after spending the previous five seasons as the minor league strength and conditioning coordinator. He began his career in the Houston Astros organization and spent two seasons as strength coach at Salem (2005-06) before spending five seasons in the Arizona Diamondbacks farm system, where he was strength coach at South Bend (2007), Visalia (2008), Mobile (2009) and Reno (2010-11). Cuffe is a certified strength and conditioning coach (CSCS), registered strength and conditioning coach (RSCC) and corrective exercise specialist (CES) and holds a bachelor's degree in exercise science from Dakota State University. He resides in Chandler, Ariz. with his wife Kindra, their daughter Olive and son Lincoln.



TERENCE BRANNIC

Assistant Strength and Conditioning Coach

Terence Brannic enters his seventh season with the Athletics organization and his first as assistant strength and conditioning coach on the Major League staff. He has spent the last two seasons as the assistant minor league strength and conditioning coordinator after previously serving as strength and conditioning coach with A's affiliates in Triple-A Nashville (2015), Double-A Midland (2013-14), and Single-A Vermont (2012).



Sports Medicine Staff, continued

Brannic earned a bachelor's degree in kinesiology from Western New Mexico University and a master's degree in kinesiology from A.T. Still University. He is a certified strength and conditioning specialist (CSCS), registered strength and conditioning coach (RSCC), and a corrective exercise specialist (CES).

A native of Oceanside, Calif., he now makes his home in Phoenix, Ariz.

OZZIE LYLES

Major League Massage Therapist

Ozzie Lyles enters his 10th season as the Oakland A's team massage therapist. He previously worked several years with many professional athletes, while also studying and practicing sport and medical massage since 1992. He was employed at Oakbay Chiropractic in Oakland from 2004-09 under the Oakland Raiders' team orthopedic surgeon, Dr. Warren Strudwick, and also has worked for Dr. Steve Isono, the Olympic track and field orthopedic physician, in Emeryville. The Oakland, Calif. native also worked at Club One in Oakland.



MEDICAL CONSULTANTS



Allan Pont, M.D.
Team Physician



Elliott Schwartz, M.D.
Internal Medicine



Jon Dickinson, M.D.
Team Orthopedist



Will Workman, M.D.
Team Orthopedist

CLUBHOUSE AND STAFF

MICKEY MORABITO

Director of Team Travel

Mickey Morabito enters his 39th season as the Athletics' director of team travel. He is responsible for arranging the transportation and accommodations of the team during spring training and the regular season. He has the second longest tenure among active major league traveling secretaries. Morabito's career in professional baseball spans four decades, dating back to 1970 when he served as a batboy for the New York Yankees. He worked in the Yankees public relations department for seven seasons, working as an assistant from 1974-76 before taking over the director's duties in 1977. While with the Yankees, he managed the club's media relations efforts during the club's back-to-back World Championship seasons of 1977 and '78. Morabito joined the Athletics organization in the spring of 1980, handling dual roles as the club's director of public relations and traveling secretary. During his long career, he has been a part of six World Series teams, three with the A's and three with the Yankees. A native of Brooklyn, NY, Morabito attended Lafayette High School in Brooklyn and later earned his bachelor of arts degree in physical education from Hunter College in New York City. A fan of Frank Sinatra, Dean Martin, fine dining and hockey, Mickey makes his home in Alameda and Manhattan Beach with his wife Barbara.



STEVE VUCINICH

Equipment Manager

A fixture in the A's organization ever since the club moved to Oakland in 1968, Steve Vucinich enters his 25th season as the club's equipment manager after serving as the visiting clubhouse manager from 1974-93. This season is his 51st with the Athletics.

An Oakland native, Vucinich joined the A's organization as a ball boy in 1968 when the franchise relocated from Kansas City. From 1969-73, he served as an assistant in the home clubhouse before being named visiting clubhouse manager in 1974. Vucinich is a past president of the Major League Baseball Equipment Manager's Association and currently serves on the MLBMA's board of directors. He is also a past member of the advisory committee for Major League Baseball Properties.

Vucinich graduated from St. Joseph's High School in Alameda and Chabot College in Hayward. Commonly referred to as the A's historian, he makes his off-season home in Scottsdale with his wife, Valerie, and daughter, Kayla, who is a graduate of Gonzaga University.



MIKE THALBLUM

Visiting Clubhouse Manager

The 2018 season marks Mike Thalblum's 38th season in the A's organization and his 25th as the visiting clubhouse manager. He began his baseball career when he was 13 years old, serving as a clubhouse assistant in the team's spring training clubhouse in Phoenix. In 1985, Thalblum relocated to Oakland to work in the visiting clubhouse with Steve Vucinich and then in 1992, moved across the hall to the home side where he worked with the late Frank Ciensczyk for two seasons. In 1994, he assumed his current position as the visiting clubhouse manager. A native of Scottsdale, Ariz., Mikey and his wife, Janine, make their home in Dublin, Calif. with their sons, Stewart Robert, who is named after former A's pitchers Dave Stewart and Bob Welch; and Jonathon David.



BRIAN DAVIS

Assistant Equipment Manager

Brian Davis, who first joined the Oakland A's as a batboy in 1991, is entering his 24th season as the club's assistant equipment manager. He is responsible for assisting Steve Vucinich in the day-to-day operation of the clubhouse, ranging from all equipment needs and meal planning, to occasionally travelling with the team on road trips. A native of Newark, Calif., Davis is a graduate of Placer High School in Auburn, Calif. and later attended both Chico State and Cal State Hayward. He is married and lives with his wife, Pam, and their two children—son, Owen, and daughter, Sophia—in Goodyear, Ariz.



CLAY WOOD

Head Groundskeeper

The 2018 season marks Clay Wood's 24th season as the head groundskeeper of the Oakland Coliseum and his 29th in the Athletics organization. Under his direction, the Coliseum's playing surface is considered by players to be among the best in the major leagues and is the last active baseball-football facility. Clay joined the A's organization in May of 1989 as part of the club's spring training field maintenance team. A native of Fort Worth, Tex., Wood earned his bachelor of science degree in marketing from Arizona State University. Woody and his wife, Lisa, make their home in Danville, Calif. with their son, Tyler, and daughter, Katie.



ADAM RHODEN

Video Coordinator



Adam Rhoden begins his 25th season with the Oakland A's organization and 15th as the team's video coordinator. As a senior in high school, Rhoden first joined the team as an attendant in the home clubhouse. He served in that capacity from 1994-97 before moving to the visiting clubhouse as the main assistant and umpire attendant until 2003. During that time, he also assisted inside the A's player video room, eventually being promoted to his current position in 2004. As the A's video coordinator, Rhoden provides daily advance and video reports to Oakland's players and coaching staff, and also travels full-time with the team. In addition to working for the Oakland A's, Adam served as the Golden State Warriors' assistant equipment manager from 1998-2002. A Bay Area native who grew up in Suisun, Rhoden attended UC-Davis where he received a bachelor's degree in economics. He currently resides in San Ramon, Calif.

ADDITIONAL CLUBHOUSE STAFF



Cliff Clavin
Clubhouse
Assistant



Ruben Virgen
Clubhouse
Assistant



Matt Weiss
Umpire/Clubhouse
Assistant



Phil Pohl
Bullpen Catcher



Jeremy Dowdy
Bullpen Catcher

BUSINESS OPERATIONS

CATHERINE AKER

Vice President, Communications and Community



Catherine Aker enters her third full season with the A's and her second as vice president of communications and community. In her current role, she oversees the baseball communications, corporate communications, and community relations departments, along with the A's Community Fund, which serves as the club's charitable arm.

With her promotion in 2016, Aker became just the club's second female vice president and first in nearly 30 years. She has become a leading voice for the club's efforts to build a new ballpark in Oakland, including the successful and widely commended ballpark site announcement in September 2017.

A graduate of the University of Arizona, Aker began her career with the Arizona Diamondbacks

POSTSEASON BESTS

World Championships	Division Titles	Postseason Appearances	Postseason Wins
Yankees 27	Yankees 18	Yankees 53	Yankees 230
Cardinals 11	Braves 17	Dodgers 31	Cardinals 130
Athletics 9	Athletics 16	Cardinals 28	Dodgers 99
Red Sox 8	Dodgers 16	Athletics 26	Giants 98
Giants 8	Cardinals 14	Giants 26	Red Sox 91
			Athletics 82

in 2001 and quickly rose to become director of corporate communications by 2005. After 10 years with the D-backs, she took a short hiatus from baseball to start a family before founding her own consulting firm and nonprofit organization.

A native of Colusa, Calif., she currently resides in Orinda with her husband, Chris, and their children, Ben and Jane.

ADAM BUCKFELDER

Vice President, Finance

Adam Buckfelder enters his first season with the Athletics, serving as the Vice President of Finance. In his position, he will oversee the club's financial affairs, including accounting and financial planning & analysis.

Prior to joining the A's, Adam spent seven years with Spruce Finance, a consumer finance company focused on energy efficiency improvements. During his tenure, he led the firm's capital markets, FP&A, and financial operations functions. He also successfully managed strategic initiatives, including the 2015 merger of Clean Power Finance and Kilowatt Financial to form Spruce Finance and the firm's restructuring and business model shift between an asset origination and asset management platform.

Adam currently resides in Kentfield, Calif. with his wife, Tamara, and their sons, Henry and Andrew.



ANDRE CHAMBERS

Vice President, People Operations

Andre Chambers enters his first full season with the A's after joining the club on Sept. 18, 2017. In his current role, Chambers leads the club's people strategy, focusing on attracting, retaining, and developing world-class talent.

Chambers has more than 20 years of experience in human resources, talent management, organizational development, recruitment, and inclusion across the technology and entertainment industries. Prior to joining the A's, Chambers held relevant leadership roles in talent and HR with a variety of leading companies including Electronic Arts (EA), Microsoft, Citigroup, and IBM.

He holds a bachelor's degree from the State University of New York (Fredonia) and a master's degree from Clarkson University.

A native of New York, Chambers currently resides in Burlingame with his family.



MIGUEL DUARTE

Chief of Staff

Miguel Duarte was hired as Chief of Staff on December 1, 2016, and is entering his second season with the Athletics.

In his role, Duarte oversees the Office of the President arm of organization. He supports club President, Dave Kaval in heading the day-to-day business operations. In addition to piloting special projects, Duarte assists in managing the design and construction teams of the Athletics new ballpark efforts.

Duarte spearheaded the move of the Athletics business operations to a 40,000 square-foot, third floor space on the waterfront at Oakland's Jack London Square. The move embedded the club in the community it serves while also offering first-class amenities for the staff. The office features a uniquely designed memorabilia hall, state-of-the-art gym, and a batting cage.

Prior to joining the Athletics, Duarte spent seven seasons with the San Jose Earthquakes of Major League Soccer. He holds a B.A. in Broadcast Communications from San Francisco State University. The San Francisco native currently resides in Redwood City, CA



NEIL KRAETSCH

General Counsel

Neil Kraetsch is in his 12th season with the Oakland Athletics organization and eighth as General Counsel for the team. In this role, he is responsible for all of the club's legal affairs. Additionally, Kraetsch oversees all legal services for the San Jose Earthquakes Major League Soccer club.

Kraetsch joined the Athletics in Jan., 2007 as Senior Counsel following an extensive private law firm practice in Chicago, Ill. with Leo & Weber.

A native of St. Louis, Mo., Kraetsch earned his bachelor of arts degree in political science from the University of Illinois at Urbana-Champaign in 1996 and his law degree from Washington University School of Law in St. Louis, Mo. in 1999. He currently resides in Moraga, Calif. with his wife, Kristin, and their son, Alexander.



WADE MARTIN

Vice President, Corporate Partnerships and Hospitality

Wade Martin enters his first full season with the A's after joining the club on Aug. 21, 2017. In his current role, Martin oversees partnership sales, partnership marketing and retention, and corporate hospitality sales.

Most recently, Martin worked as vice president of global partnerships and naming rights at WWE | IMG, where he worked with the Chicago Cubs, Denver Broncos, Boston Celtics, and Atlanta Hawks. In that role, he was the primary contact for the partnership with the Cubs, including naming rights for The Park at Wrigley, Cubs baseball integration, and programming of events tied to naming rights.

He has also worked in similar roles with PCGSportsDesk Media, the Detroit Lions, and the Cincinnati Bengals.

A native of Athens, Ohio, Wade currently resides in Walnut Creek with his wife, Heather.



ASHWIN PURI

Vice President, Sales and Strategy

Ashwin Puri enters his first full season with the A's after joining the club on Sept. 5, 2017. In his current role, he leads many of the team's growth initiatives and oversees the commerce, strategic planning, and data analytics functions of the organization. He also oversees the ticket sales team.

Previously, Puri served as the senior associate athletics director/chief revenue officer at Cal, where he managed the ticket sales and service, premium seating, advertising, licensing, marketing, creative, brand, and CRM units.

In addition, Puri has worked for the National Basketball Association in its Team Marketing and Business Operations division and as director of sales for the New York Jets during their transition into MetLife Stadium. He also spent six years with the New Jersey Nets from 2001-06 after beginning his career with the Somerset Patriots of the independent Atlantic League.

Last year, the Sports Business Journal recognized him as a member of their national Forty Under 40 Class of 2017.

Originally from Flemington, N.J., Puri graduated from UMass-Amherst. He currently resides in Oakland with his wife, Nikole, and their son, Xavier.



DAVID RINETTI

Vice President, Stadium Operations

David Rinetti enters his 39th season with the A's organization and his 19th as vice president, stadium operations.

In his current position, Rinetti coordinates event management, oversees all game day employees, including ushers, security officers, ticket takers, parking attendants and grounds crew, and assists in all construction-related issues at the Oakland Coliseum. He is also the team's liaison with local law enforcement agencies and Major League Baseball's Security Department.

The 53-year-old Rinetti began his career with the A's in 1981, serving as stadium operations assistant, where he organized in-stadium promotions and giveaways. From 1987-93, he managed game day operations and maintenance of the A's luxury suites. In 1994, he was promoted to director of stadium operations and was elevated to vice president in March of 2000.

Rinetti also worked with Major League Baseball's Security Department at the 1995, 1998, 2007, 2010, 2012 and 2015 World Series, in addition to the 1998, 2002, 2007 and 2011 All-Star Games. He is a member of the Major League Baseball Stadium Operations Advisory Committee.

A 1986 graduate of California State University, Hayward with a degree in business administration, Rinetti served as the A's chief liaison during the filming of the movie Moneyball at the Coliseum in 2010.



TROY SMITH

Vice President, Marketing

Troy Smith enters his first season as Vice President of Marketing for the Athletics. In his new role, Smith will oversee brand management, customer acquisition, ballpark entertainment, broadcasting, digital content, and special events. For the past five seasons, Smith has served as the Senior Director of Marketing, during which time he was instrumental in conceptualizing and launching the "Green Collar Baseball" and "Rooted In Oakland" campaigns.

Smith began his tenure with the A's in 1991 as the gameday scoreboard operator before joining the front office full-time in 1994 as Creative Services Manager. After working his way up to Director of Ballpark Entertainment, Smith moved to the marketing department in 2011.

A native of the East Bay, Smith currently resides in Orinda, Calif. with his wife, Julie and their two children, Sophie and Cooper.



TAJ TASHOMBE

Vice President, External Affairs

Taj Tashombe enters his second season with the A's organization and first as the club's vice president of external affairs. In his current role, he will oversee community engagement and outreach for the team's ballpark effort.

He originally joined the club in January 2017 as director of external affairs. Prior to joining the A's, he spent 15 years as a branding executive, producing strategic media and experiential partnerships with major networks and Fortune 100 brands, as well as leading sports and entertainment portfolios in conjunction with the NBA on TNT, NFL Sunday Night Football, and MLB Network.

His leadership experience includes stints with Toyota, Hilton Hotels, Hyundai and his own consultancy TSGG, where he was a strategic advisor to Participant Media, Los Angeles World Airports (LAX), and Southern California Edison. He also worked as a special assistant to the Office of Congresswoman Barbara Lee and the director of communications for the Port of Oakland.

An Oakland native who once worked as an A's intern, Tashombe holds a bachelor's degree in business administration with a concentration in marketing from Clark Atlanta University. He currently resides in San Ramon, Calif. with his wife, Morgan and daughter, Isley.



PAUL WONG

Vice President, Finance



Paul Wong enters his 23rd season with the Athletics organization and 18th as Vice President, Finance. He is responsible for all of the club's financial and office services affairs, including overseeing the accounting and FP&A functions, management of the company's annual budget and cash flow, the preparation of financial forecasts, reports and tax returns for the company and Major League Baseball.

Wong joined the Athletics in January of 1996 as a Controller after serving four years with KPMG in Oakland as a Supervising Tax Specialist and Senior Auditor and two years as an Accounting Analyst for Pacific Gas and Electric Company in San Francisco.

A native of the Bay Area, Wong earned his bachelor of science degree in Business Administration from California State University, Hayward in 1990. He currently resides in Dublin, Calif. with his wife, Trish, son, Zachary and daughter, Kaylee.

FRONT OFFICE STAFF



David Adame
Director of Ticket
Operations



Christian Aguinaldo
Sales Consultant



Fernando Alcalá
Director of Baseball
Communications



Haley Alvarez
Scouting
Coordinator



Suzi Alvarez
Manager, Strategy &
Business Operations



John Anki
Director of Finance



Allegra Armas
Community
Engagement Assistant



Elisabeth Aydelotte
Guest Services
Manager



Nicole Bailey
Account Executive,
Fan Development



Maggie Baptist
Executive Offices
Receptionist



James Barber
Account Executive,
Fan Development



Mark Bashuk
Director of Business
Analytics



Seth Bohne
Manager, Strategy &
Business Operations



Scott Brinkman
Account Executive,
Fan Development



Shaunna Brotherton
IT Support
Administrator



Thomas Brown
Account Executive,
Fan Development



Dick Callahan
Public Address
Announcer



Ashley Carrillo
Account Executive,
Group Sales



Phil Chapman
Sr. Account Executive,
Group Sales



Juan Chavez
Sales Consultant



Daniel Chee
Engineering & Multimedia
Services Manager



Warren Chu
Senior Manager,
Broadcast Services



Zach Cohen
Executive Director,
Community Fund



Daniel Contreras
Motion Graphics
Manager



Lucas Coyle
Partnership Marketing
Coordinator



Nick Cukar
Accounting
Manager



Will Culbertson
Account Executive,
Group Sales



Rose Dancil
Payroll Manager



Dash Davidson
Strategic Assistant
to the President



Eric Davis
Account Executive,
Fan Development



Erin Davis
Group Experience
Coordinator



Deepika Desai
Account Executive,
Membership Services



David Don
Senior Director, Engineering
& Multimedia Services



Juan Dorado
Baseball Communications
Coordinator



Aaron Dragomir
Director, Ticket Sales



Randy Duran
Senior Manager of
Stadium Services



Michael Edwards
Sales Consultant



Eddie Eixenberger
Director, Sales
Academy



D'Lonra Ellis
Assistant General
Counsel



Elizabeth Espinoza
Human Resources
Manager



Erik Farrell
Manager of
Authentication



Josh Feinberg
Director, Group
Sales



Kerwin Ferrette
Sales Consultant



Chris Flynn
Inside Sales
Manager



Taylor Franich
Account Executive,
Group Sales



Paris Freeman
Account Executive,
Group Sales



David Frieberg
Senior Manager
of IT



Andrea Garappolo
Office Services
Coordinator

Front Office Staff, continued



Erica George
Strategic Communications
Manager



James Gibson
Senior Facility
Manager, Arizona



Brianne Gidcumb
Promotions
Coordinator



Ed Gitlitz
Minor League Technology
& Development Manager



Kai Glass
Executive Assistant
to the COO



Catherine Glazier
Community
Engagement Manager



Pike Goldschmidt
Baseball Operations
Analyst



Travis Gorsch
Community Engagement
Coordinator



Fallan Groth
Executive Assistant



Katie Grubbs
Premium Services
Coordinator



Melissa Guzman
Senior Coordinator, Alumni
and Family Relations



Sarah Halsey
Stadium Operations
Scheduler



Scott Hatteberg
Special Assistant to
Baseball Operations



Nathan Hayes
Senior Director of IT



Patricia Heagy
Box Office
Coordinator



Tyler Heinkel
Manager, Fan
Development



Zach Hernandez
Sales Consultant



Victoria Hill
Ticket Services
Manager



Curtis Hinkle
Sales Consultant



Sarah Hoover
Executive Assistant



Ryan Horning
Assistant General
Counsel



Brian Howard
Account Executive,
Fan Development



Andrew Hudgins
Stadium Operations
Events Assistant



Chad Huss
Arizona
Groundskeeper



Justin Jobs
Account Executive,
Group Sales



**David Jackson-
Hanen**
Research Scientist



Chloe Janfaza
Guest Services
Assistant



Caleb Janowski
Mascot & Ballpark
Entertainment Coordinator



Kasey Jarcik
Senior Director of
Finance



Luke Johnson
Account Executive,
Group Sales



Carolyn Jones
Executive Assistant



Allegra Kalen
Account Executive



Charlie Kenneweg
Ballpark Entertainment
Production Coordinator



Jordan Kurtz
Sales Consultant



Paul La Veau
Senior Director of
Stadium Operations



Matt Langseth
Premium Services
Manager



Barbara Lantz
Marketing Assistant



Kristy Ledbetter
Senior Manager of
Stadium Operations Events



Greg Ledford
Scouting Assistant



Mari Lee
Customer Acquisition
Manager



Jimmy Leo
Minor League Video
Assistant



Garrett Ley
Financial Planning &
Analytics Manager



Taylor Lien
Director of Strategy and
Business Operations



Mark Ling
Baseball Communications
Manager



Travis LoDolce
Director, Marketing



Franklin Lowe
Director of
Partnership Services



Kevin Lowe
Senior Systems
Administrator



Ben Lowry
Baseball Operations
Analyst



Isabelle Mahaffey
Senior Accountant,
Accounts Payable



Mark Manos
Account Executive,
Group Sales



Justin Marshall
A's Productions
Manager



Haley McCollough
Community Engagement
Coordinator



Tavis McDowell
Account Executives,
Membership Services



Jake Meagher
Business Analyst



Thomas Miller
Merchandise and Minor
League Equipment Coordinator



Nancy Moriuchi
Player Development
Coordinator



Danna Mout
Senior Accountant



Cat Mundy
Director of
Partnership Marketing



Rob Naberhaus
Director, Baseball
Systems



Blake Nahlen
Account Manager,
Corporate Partnerships

Front Office Staff, continued



Michael Neis
Membership
Services Manager



Parker Newton
Sr. Account Executive,
Fan Development



Nicola Norris
Account Executives,
Membership Services



John Nowicki
Senior Manager of
Partnerships



Mike Ono
Creative Services
Manager



Detra Paige
Director, Alumni and
Family Relations



Julie Parra
Ticket Operations
Coordinator



Matthew Perl
Director, Customer
Acquisition



Alissa Persichetti
Account Executive,
Group Sales



Joe Pun
Director, Spring Training
Business Operations



Casey Quirke
Senior Accountant



Heather Rajeski
Senior Manager,
Ballpark Events



Austin Redman
Ticket Operations
Manager



**Matthew
Reiersgaard**
Systems Analyst



Daniel Roach
Manager of
Business Analytics



Nick Robbin
Account Executive,
Fan Development



Michael Rodgers
Account Executive,
Group Sales



Rhonda Romero
Creative Services
Coordinator



Kalli Rutherford
Events Assistant



Luke Salmas
Ticket Sales Analyst



Amelia Schimmel
Executive Producer of Ballpark
Entertainment & Video Content



Mike Selleck
Baseball Information
Manager



Matt Seu
Account Executive,
Membership Services



Daniel Shemelya
Account Executive,
Fan Development



Betty Shinoda
Executive Assistant



Jason Silva
Stadium Operations
Coordinator



Geoff Sinnott
Senior Manager of
Partnerships



Kyle Skinner
Social Media
Assistant



Taylor Smith
Sales Consultant



Payton Sprague
Partnership Marketing
Coordinator



Elizabeth Staub
Marketing
Coordinator



Stomper
Mascot



Katie Strehlow
Human Resources
Assistant



Christian Suarez
Account Executive,
Fan Development



Payton Swanegan
Membership Services
Representatives



Stephanie Tran
Director of
Special Events



Kara Tsuboi
In Game Host



Chris Van Dyne
Sr. Account Executive,
Fan Development



Matt Van Norton
Stadium Operations
Manager




JJ Vanni
Membership Services
Representative



Laiken Whitters
Marketing Manager



Chad Yaconetti
Arizona Clubhouse
Manager



Michael Zagaris
Team Photographer



Josh Ziegenbusch
Senior Director of
Service & Retention

THE A'S ELEPHANT

After helping form the American League in 1901, New York Giants manager John McGraw dismissed the A's with contempt by calling them "The White Elephants," implying Connie Mack should not be allowed to spend money without supervision. Mack defiantly adopted the White Elephant as the team insignia and in 1902, the Athletics won their first American League pennant.


The White Elephant remained the team's mascot and later that decade, made its first appearance on the A's team sweaters. In 1918, the Elephant saw its first game action when Mack had the pachyderm symbol (in blue with a white "A" inside) placed on the left sleeve of every player.

By 1920, Mack had fully adopted the Elephant as the team's symbol. The traditional "A" on front of the team's jersey was replaced by a blue elephant logo. After a few poor seasons, Mack decided change was in order. So, in 1924, the blue elephant was replaced by the traditional white elephant on the team's jersey and the A's played better ball for the next few years.

In 1928, Mack decided the elephant had worn out its brief welcome on the A's jersey fronts and replaced the logo with the familiar "A" on the uniform. The A's went on to win two World Championships and an AL crown in the next three years, although the resurgence was probably due more to the additions of Foxx, Simmons, Grove and Cochrane than the elephant's absence.

That was the last year for the elephant on the A's uniform until 1955, when the A's, now in Kansas City, added the patch to their uniform sleeves. However, when Charlie Finley purchased the team in the early 1960's, the elephant was once again sent packing and replaced by, of all animals, a mule.

Prior to the 1988 season, the A's brought back a new, more aggressive A's Elephant. In 1995, the traditional A's elephant was reincorporated into many of the team's promotional items and publications and is now a prominent feature on the A's uniform.





**MATT CHAPMAN LED MAJOR LEAGUE ROOKIES
IN DOUBLES (21) AND EXTRA BASE HITS (37)
AFTER THE ALL-STAR BREAK.**

2018 ATHLETICS

**MANAGER**

Robert Paul Melvin

Named as A's interim manager, June 9, 2011

Birthdate: October 28, 1961

Birthplace/Resides: Palo Alto, California / Berkeley, California

Contract Status: Signed through 2019

Bob Melvin has led the A's to three postseason appearances and a 537-534 (.501) record in six-plus seasons as manager of the Oakland A's after being named interim manager, June 9, 2011. His 537 wins are fourth most in franchise history behind Connie Mack (3582), Tony La Russa (798) and Art Howe (600). Melvin now has a mark of 1030-1042 (.497) in 14 seasons as a Major League manager, including stints with the Seattle Mariners (2003-04) and Arizona Diamondbacks (2005-09).

Melvin guided the A's to a 47-52 (.475) record in 2011 after Oakland started the season 27-36 (.429). He then led the A's to back-to-back AL West titles in 2012 and 2013 with records of 94-68 and 96-66. Melvin became the first manager to lead the A's to consecutive division titles since Tony La Russa won three straight from 1988-90.

Melvin was named AL Manager of the Year by the *Baseball Writers Association of America* in 2012 after the A's became the fifth team in Major League history to win a Pennant or Division after trailing by 13 or more games and the first to come back when trailing by five or more games with fewer than 10 games remaining. That club employed 19 rookies, including 12 pitchers. Melvin became only the second manager in Oakland history (Tony La Russa, 1988 and 1992) to win the award. He also became only the 14th manager in MLB history to win the award at least twice in a career, and just the sixth manager to win the award in both leagues.

The A's finished 88-74 in 2014 but reached the postseason for the third consecutive year as a Wild Card. Oakland logged back-to-back 90-loss seasons in 2015 and 2016 before going 75-87 last year, including 40-39 over the final 79 games. On July 29, 2017, Melvin became the 64th manager in ML history to win 1,000 games.

Melvin signed a three-year contract through the 2014 season, Sept. 21, 2011, a two-year extension through 2016, Jan. 14, 2013, another two-year extension through 2018, Sept. 9, 2015 and a one-year extension through 2019, Sept. 28, 2017. The Bay Area native is the 30th manager in franchise history and the 18th in Oakland history.

In his previous managerial stint, he guided Arizona to a 337-340 (.498) record in four-plus seasons. He was named manager of the D-backs Nov. 5, 2004 and led the club to a 77-85 mark in his first season, a 26-game turnaround from a franchise-worst 51-111 mark in 2004. After a 76-86 finish in 2006, Melvin was named National League Manager of the Year by the BBWAA in 2007 after guiding Arizona to a league-best 90-72 record. He also earned NL Manager of the Year honors from *The Sporting News* and the Negro League Baseball Museum's C.I. Taylor Legacy Award. The Diamondbacks followed up their NL West title with a second-place finish in 2008, finishing 82-80. Melvin became the winningest manager in Arizona history that season when he earned his 304th win Aug. 14, surpassing Bob Brenly. Melvin was relieved of his duties as D-backs manager May 8, 2009 after a 12-17 start.

Prior to being named A's manager, Melvin had rejoined the Diamondbacks as a special baseball advisor to President & CEO Derrick Hall in May of 2011, assisting the baseball operations department and other business divisions of the organization. He was a professional scout for the New York Mets in 2010.

Melvin began his managerial career in 2003, guiding the Mariners to a 93-69 record in shattering the team record for wins by a first-year Mariners manager set by Lou Piniella in 1993 (82-80). His 93 wins also tied for the 15th-most by any rookie manager in Major League history at the time. The Mariners then fell to 63-99 in 2004 and he left Seattle with a 156-168 (.481) record in two seasons.

Melvin began his coaching career as Manager Phil Garner's bench coach from 1999-2000, first with the Brewers in 1999 and then in 2000 with the Tigers. While with the Brewers, he also managed the Maryvale team in the Arizona Fall League in 1999. He was inducted into the AFL Hall of Fame in 2013. Melvin then served as Bob Brenly's bench coach with the D-backs from 2001-02 when the club won back-to-back NL West titles and the World Series in 2001. Prior to those bench coach roles, he spent three seasons with Milwaukee in various capacities, serving as a scout in 1996, roving instructor in 1997 and as assistant to General Manager Sal Bando in 1998.

A 10-year Major League veteran, Melvin's playing career included stops in Detroit (1985), San Francisco (1986-88), Baltimore (1989-91), Kansas City (1992), Boston (1993), the New York Yankees (1994) and the Chicago White Sox (1994). He posted a .233 batting average with 35 home runs and 212 RBI while playing in 692 games. The former catcher was drafted by Detroit as its first choice in the secondary phase of the 1981 January draft and hit .220 in 41 games in his rookie season of 1985. Melvin spent the next three seasons sharing the catching duties with Bob Brenly for the Giants, hitting a career-high 11 home runs in 1987. After three seasons in Baltimore, he batted a career-high .314 in 32 games with Kansas City in 1992.

Melvin graduated from Menlo-Atherton High School in Menlo Park, Calif. in 1979 and later attended and played baseball at the University of California in Berkeley. He and his wife, Kelley, reside in Berkeley, Calif. Their daughter, Alexi, is a graduate of the prestigious Lee Strasberg Theater & Film Institute in New York.

MAJOR LEAGUE RECORD

	AVG.	G	AB	R	H	2B	3B	HR	RBI	SH	SF	HP	BB	SO	SB	CS	SLG	OBP	E
TOTALS	.233	692	1955	174	456	85	6	35	212	21	20	1	98	396	4	13	.337	.268	24

ATHLETICS MANAGERS

Manager	Years	W	L	Pct.	Notes
Connie Mack	1901-50	3582	3814	.484	9 AL Pennants, 5 World Championships
Earle Mack	1937,39	45	77	.369	
Jimmie Dykes	1951-53	208	254	.450	
Eddie Joost	1954	51	103	.331	
Lou Boudreau	1955-57	151	260	.367	
Harry Craft	1957-59	162	196	.453	
Bob Elliot	1960	58	96	.377	
Joe Gordon	1961	26	33	.441	
Hank Bauer	1961-62, 69	187	226	.453	
Ed Lopat	1963-64	90	124	.421	
Mel McGaha	1964-65	45	91	.331	
Haywood Sullivan	1965	54	82	.397	
Alvin Dark	1966-67, 74-75	314	291	.519	2 AL West Titles, 1 AL Pennant, 1 World Championship
Luke Appling	1967	10	30	.250	
Bob Kennedy	1968	82	80	.506	
John McNamara	1969-70	97	78	.554	
Dick Williams	1971-73	288	190	.603	3 AL West Titles, 2 AL Pennants, 2 World Championships
Chuck Tanner	1976	87	74	.540	
Jack McKeon	1977,78	71	105	.403	Started 1977 season, finished 1978
Bobby Winkles	1977-78	61	86	.415	Finished 1977 season, started 1978
Jim Marshall	1979	54	108	.333	
Billy Martin	1980-82	215	218	.497	1 AL West Title
Steve Boros	1983-84	94	112	.456	
Jackie Moore	1984-86	163	190	.462	
Jeff Newman	1986	2	8	.200	Interim Manager
Tony La Russa	1986-1995	798	673	.542	4 AL West Titles, 3 AL Pennants, 1 World Championship
Art Howe	1996-2002	600	533	.530	2 AL West Titles, 1 AL Wild Card
Ken Macha	2003-06	368	280	.568	2 AL West Titles
Bob Geren	2007-11	334	376	.470	
Bob Melvin	2011-	537	534	.501	2 AL West Titles, 1 AL Wild Card

MANAGERIAL RECORD

Year	Club	League	Class	W-L	Pos.
2003	SEATTLE	American	Majors	93-69	2nd / West
2004	SEATTLE	American	Majors	63-99	4th / West
2005	ARIZONA	National	Majors	77-85	2nd / West
2006	ARIZONA	National	Majors	76-86	4th / West
2007	ARIZONA	National	Majors	90-72	1st / West
2008	ARIZONA	National	Majors	82-80	2nd / West
2009	ARIZONA	National	Majors	12-17	4th / West
2011	OAKLAND	American	Majors	47-52	3rd / West
2012	OAKLAND	American	Majors	94-68	1st / West
2013	OAKLAND	American	Majors	96-66	1st / West
2014	OAKLAND	American	Majors	88-74	2nd / West
2015	OAKLAND	American	Majors	68-94	5th / West
2016	OAKLAND	American	Majors	69-93	5th / West
2017	OAKLAND	American	Majors	75-87	5th / West
Major League Totals				1030-1042	

MIKE ALDRETE

17



ASSISTANT HITTING COACH

Michael Peter Aldrete

Named A's bench coach, October 27, 2014

Named A's first base coach, November 12, 2015

Named A's assistant hitting coach, December 4, 2017

Birthdate: January 29, 1961**Birthplace/Resides:** Carmel, California / Salinas, California

Mike Aldrete returns for his fourth season on the A's coaching staff, his first as assistant hitting coach. He rejoined Manager Bob Melvin for a third time in his coaching career as bench coach in 2015 and spent the next two seasons as the A's third base and outfield coach. Aldrete, who has served as bench coach for the St. Louis Cardinals from 2012-14, previously worked under Melvin as first base coach for the Seattle Mariners in 2004 and as hitting coach for the Arizona Diamondbacks from 2005-06. The 2018 season will mark his 14th on a Major League coaching staff.

He began his coaching career in 2001 as hitting coach for Yakima in the Diamondbacks' minor league system. He was promoted to manager of Yakima the following season and then managed Arizona's High Class A club in Lancaster in 2003. His first coaching opportunity in the majors came in 2004 when he was named first base coach on Melvin's staff in Seattle. He moved to Arizona the following year when Melvin was named manager of the Diamondbacks, serving as hitting coach there for two seasons.

Tony La Russa, whom Aldrete had played for in Oakland, hired him as assistant hitting coach with St. Louis in 2008. After four seasons in that position, including the 2011 Cardinals team that was crowned World Series champions, he was promoted to bench coach in 2012 when Mike Matheny replaced the retiring La Russa as manager. During his three-year stint as bench coach, the Cardinals advanced to the World Series in 2013 and to the National League Championship Series in both 2012 and 2014.

Born in Carmel, Calif. and a graduate of Monterey High School and Stanford University, the former first baseman/outfielder played for seven different teams during his 10-year Major League career, including both the San Francisco Giants (1986-88) and the Oakland A's (1993-95). A .263 lifetime hitter in 930 games, Aldrete also played for Montreal (1989-90), San Diego (1991), Cleveland (1991), the California Angels (1995-96) and the New York Yankees (1996).

Aldrete's finest season as a player was with the Giants in 1987, when he batted a career-high .325 on a team that lost to St. Louis in the National League Championship Series. He split his final season between California and New York in 1996, ending his career as a member of the

World Series Champion Yankees.

A third team All-American his senior season at Stanford, Aldrete was chosen by San Francisco in the seventh round of the June Draft in 1983. He enjoyed a pair of trips to the College World Series with the Cardinal and was a member of the U.S. Collegiate All-Star Team that toured Japan in 1982. Aldrete graduated from Monterey (Ca.) High School, lettering in baseball, basketball and football.

Aldrete makes his off-season home in Salinas, Calif., with his wife, Gina, and their three children; Michael, Blake and Nicolette. Michael (RHP) was selected by the Cardinals in the 2012 First Year Player Draft out of San Jose State (39th round).

MAJOR LEAGUE RECORD

	AVG.	G	AB	R	H	2B	3B	HR	RBI	SH	SF	HP	BB	SO	SB	CS	SLG	OBP	E
TOTALS	.263	930	2147	277	565	104	9	41	271	14	18	5	314	381	19	18	.377	.356	19

DARREN BUSH

51

HITTING COACH

Darren James Bush

Named A's bullpen coach, October 26, 2012

Named A's hitting coach, October 30, 2014

Birthdate: January 18, 1974

Birthplace/Resides: Columbus, Ohio / Englewood, Florida



Darren Bush is in his fourth season as the A's hitting coach after serving as the bullpen coach the previous two seasons. This is Bush's 14th season in the A's organization, which includes two seasons as a minor league hitting coach, six seasons as a manager and six seasons on the Major League coaching staff.

Bush compiled a 462-386 (.545) record in six seasons as a manager with Single-A Stockton (2007-08), Double-A Midland (2009-10) and Triple-A Sacramento (2011-12). He guided the River Cats to back-to-back division titles with a mark of 88-56 in 2011 and 86-58 in 2012. Bush also led the RockHounds to playoff appearances in 2009 and 2010, including a Texas League Championship in 2009. He also skippered Single-A Stockton to the California League Championship in his second year as a manager in 2008. Bush joined the Athletics in 2005 as hitting coach at Stockton and spent two seasons in that capacity before taking over as manager for the Ports in 2007.

Prior to joining the A's organization, Bush coached in independent leagues. He was the hitting coach and Director of Player Personnel with Yuba-Sutter of the Western League in 2002 and then spent two seasons as a manager in the Northeast League with Berkshire (41-51 in 2003) and Quebec (58-34 in 2004).

A former outfielder, Bush began his playing career with three seasons in the independent Frontier League. He played for Zanesville in 1996 and Springfield in 1997-98, hitting .302 with 26 home runs and 133 RBI in 224 games. Bush signed with the San Diego Padres organization Dec. 24, 1998 and hit .259 with 16 home runs and 114 RBI in 231 games in two seasons at Single-A Rancho Cucamonga (1999-2000) and one year at Single-A Clearwater (2001) in the Phillies farm system. He also played one game for Triple-A Las Vegas in 2000 and went 2-for-4. He concluded his playing career by hitting .417 in seven games for Yuba-Sutter of the Western League in 2002. Bush had a .284 average in 456 games overall.

Bush attended Dunedin High School and Valdosta State University. He resides in Englewood, Fla. during the offseason. Bush is married, Rebecca, and has two children, Wyatt and Maggie.

MINOR LEAGUE RECORD

	AVG.	G	AB	R	H	2B	3B	HR	RBI	SH	SF	HP	BB	SO	SB	CS	SLG	OBP	E
TOTALS	.283	456	1536	252	434	85	12	42	248	10	14	12	225	256	35	26	.436	.375	26

RYAN CHRISTENSON

29



BENCH COACH

Ryan Alan Christenson

Named A's bench coach, October 19, 2017

Birthdate: March 28, 1974

Birthplace/Resides: Redlands, California / Tyrone, Georgia

Ryan Christenson makes his debut on a Major League coaching staff as Bob Melvin's bench coach for the 2018 season. This is his 13th season in the A's organization, which includes five years as a minor league manager and seven seasons as a player

Christenson spent the previous five seasons managing in the A's farm system. After Single-A stints at Beloit in 2013 and Stockton in 2014, he guided Double-A Midland to back-to-back Texas League Championships in 2015 and 2016. Christenson served as manager at Triple-A Nashville in 2017 and also manned the third base coaching box for team USA in the 2017 All-Star Futures Game. His teams have a 391-307 (.560) record in five seasons.

Christenson played parts of six seasons in the majors with Oakland (1998-2001), Arizona (2001), Milwaukee (2002) and Texas (2003) and was a .222 hitter with 16 home runs and 102 RBI in 452 games. His best season came in his rookie campaign in 1998 when he hit .257 with five home runs and 40 RBI, all career-highs. Christenson batted .237 in 351 games in his four seasons with the A's and was a member of the 2000 American League West champions. His playing career concluded at Triple-A Albuquerque in the Marlins farm system in 2004.

Christenson was selected by the A's in the 10th round of the 1995 June draft out of Pepperdine University. He was West Coast Conference Player of the Year in his final season with the Waves after leading the league with a .376 batting average. Christenson is a 1992 graduate of Apple Valley High School.

Christenson resides in Tyrone, Ga. with his wife, Micki, and children, Cassidy and Cameron.

MAJOR LEAGUE RECORD

	AVG.	G	AB	R	H	2B	3B	HR	RBI	SH	SF	HP	BB	SO	SB	CS	SLG	OBP	E
TOTALS	.222	452	998	159	222	48	5	16	102	27	9	6	114	256	16	15	.329	.303	17

SCOTT EMERSON

14



PITCHING COACH

Scott Matthew Emerson

Named A's bullpen coach, October 30, 2014

Named A's pitching coach, June 15, 2017

Birthdate: December 22, 1971

Birthplace/Resides: Baltimore, Maryland / Rockingham, North Carolina

Scott Emerson returns for his fourth season on the A's Major League coaching staff and his 16th in the A's organization. He joined the coaching staff in Oakland for the 2015 season as bullpen coach and took over the reins as pitching coach on June 15, 2017.

Emerson spent two seasons as minor league roving pitching instructor from 2013-14 after 10 years as a pitching coach at various levels. He joined the A's organization in 2003 as pitching coach at Single-A Modesto and served two seasons there before the A's moved their affiliate to Stockton. After two seasons with the Ports, Emerson had a five-year stint at Double-A Midland from 2007-11. He was promoted to Triple-A Sacramento in 2012 and spent one season with the River Cats.

Emerson's coaching career began in the Pittsburgh Pirates organization in 2000 when he was named the pitching coach for the Pirates Gulf Coast Rookie League club at Bradenton. He spent two years in the GCL and one at Single-A Williamsport in 2002 before joining the A's organization.

Emerson pitched professionally for six seasons in the Baltimore (1992-95), Boston (1995-96) and Arizona (1997) organizations. He was a 10-game winner at Single-A Albany in 1993 and was traded to the Red Sox organization early during the 1995 season. The left-hander signed with Arizona after being released by Boston in the spring of 1997. He pitched in three games for Single-A High Desert before concluding his professional career with Rio Grande Valley of the independent Texas-Louisiana League in 1997. Emerson was 27-29 with a 4.16 ERA in 135 games, 79 starts in his career.

Emerson was drafted by San Diego in the 21st round of the 1990 June draft out of Shadow Mountain HS (Phoenix, Ariz.) but did not sign. He attended Scottsdale Community College and signed with the Baltimore organization after the Orioles selected him in the 40th round of the 1991 June draft.

Emerson and his wife, Jill, make their offseason home in Rockingham, N.C.

MINOR LEAGUE RECORD

	W	L	ERA	G	GS	CG	SHO	SV	IP	H	R	ER	HR	HB	BB	IBB	SO	WP	BK
TOTALS	27	29	4.16	135	79	4	0	0	493.1	520	298	228	28	26	268	5	361	54	4

MARCUS JENSEN

59



BULLPEN COACH

Marcus Christian Jensen

Named A's assistant hitting/catching coach, October 30, 2014

Named A's bullpen coach, December 4, 2017

Birthdate: December 14, 1972

Birthplace/Resides: Oakland, California / Scottsdale, Arizona

Oakland native Marcus Jensen returns for his fourth season on the A's Major League coaching staff and his 12th in the A's organization. He takes over as bullpen coach in 2018 after serving as the A's assistant hitting/catching coach from 2015-17.

Jensen spent the 2014 season as the A's minor league roving hitting instructor. He joined the A's organization in 2007 as hitting coach for the A's affiliate in the Arizona Rookie League and served two years in that capacity. Jensen took over the managerial duties for that club in 2009 and guided the A's to a 141-136 (.509) record and one playoff appearance in five seasons. In 2013, he also served as the A's minor league roving catching instructor.

A former catcher, Jensen was drafted by San Francisco out of Skyline HS in Oakland following the first round of the 1990 June draft as a compensation pick for the loss of free agent Craig Lefferts. He batted .184 with six home runs and 29 RBI in 145 games in seven seasons with seven different teams.

Jensen made his Major League debut with San Francisco in 1996 and appeared in 39 games over two seasons with the Giants before he was dealt to Detroit in July, 1997. After spending parts of the 1998 and 1999 seasons with Milwaukee and St. Louis respectively, Jensen saw his most big league action with Minnesota in 2000 when he batted .209 with three home runs and 14 RBI in 52 games. He split the 2001 season between Boston and Texas and returned to Milwaukee in 2002, appearing in 40 games in his final big league campaign. Jensen spent the 2003 season at Triple-A Columbus in the New York (AL) farm system and played for Cancun in the Mexican League in 2004. He spent his final two seasons as a professional with Mesa (2005) and Reno (2006) of the independent Golden Baseball League. Jensen was also a member of the 2000 U.S. Olympic team that defeated Cuba for the gold medal.

Jensen makes his offseason home in Scottsdale, Ariz., with his son, Marcus.

MAJOR LEAGUE RECORD

	AVG.	G	AB	R	H	2B	3B	HR	RBI	SH	SF	HP	BB	SO	SB	CS	SLG	OBP	E
TOTALS	.184	145	343	33	63	16	1	6	29	3	1	0	50	106	0	1	.289	.287	10

MARK KOTSAY

7



QUALITY CONTROL COACH

Mark Steven Kotsay

Named A's bench coach, November 12, 2015

Named A's quality control coach, November 2, 2017

Birthdate: December 2, 1975

Birthplace/Resides: Whittier, California / Rancho Sante Fe, California

Mark Kotsay returns for his third season on the A's coaching staff, his first as the major league quality control coach. He will assist Bob Melvin and the ML coaching staff in all areas and will also consult with the front office in other facets of the organization. Kotsay joined the A's as the bench coach in 2016 after making his professional coaching debut as the San Diego Padres hitting coach in 2015. He took a leave of absence June 19, 2017 and missed the rest of the season.

Kotsay spent 17 seasons in the Major Leagues from 1997-2013, including a four-year stint with Oakland from 2004-07. He was acquired from San Diego following the 2003 season for Ramon Hernandez and Terrence Long and went on to hit .282 in 472 games with the A's. Kotsay batted a career high .313 in 2004 and tallied a career high 82 RBI in 2005 while belting 15 home runs in each season. He was a member of the A's American League West champions in 2006 and sparked Oakland to its first ALCS appearance in 14 years with an inside-the-park home run in Game 2 of the ALDS at Minnesota.

A former outfielder, Kotsay batted .276 with 127 home runs and 720 RBI in 1914 games during his career, which also included stops in Florida (1997-2000), San Diego (2001-03, 12-13), Atlanta (2008), Boston (2008-09), Chicago-AL (2009-10) and Milwaukee (2011). He made his ML debut with Florida in his second professional season in 1997 and appeared in a career-high 154 games in his rookie season of 1998. After batting .298 in 2000, he was traded to San Diego five days prior to Opening Day in 2001. He hit .292 with a career-high 17 home runs in 2002. Following his stay with Oakland, Kotsay returned to the LCS in 2008 with Boston and 2011 with Milwaukee. He concluded his playing career with San Diego in 2012 and 2013.

Kotsay retired following the 2013 season and spent 2014 in the Padres front office as a special assistant to the general manager and baseball operations. In that role, he was involved in all aspects of the club's baseball operations.

A graduate of Sante Fe (CA) High School, Kotsay attended Cal State Fullerton where he led the Titans to the College World Series Championship in 1995. He was the winner of the Golden Spikes Award and was named Collegiate Player of the Year that year and hit .404 in his collegiate career. Kotsay was the Marlins first round pick and the ninth selection overall in the 1996 draft and also played for the United States in the 1996 Olympics.

Kotsay is married, Jamie, and has three children, Grace, Sienna and Trey. He resides in Rancho Santa Fe, Calif., during the offseason.

MAJOR LEAGUE RECORD

	AVG.	G	AB	R	H	2B	3B	HR	RBI	SH	SF	HP	BB	SO	SB	CS	SLG	OBP	E
TOTALS	.276	1914	6464	790	1784	353	48	127	720	30	48	13	554	757	98	64	.404	.332	49

**FIRST BASE COACH**

Alfredo Jose Pedrique

Named A's first base coach, December 4, 2017

Birthdate: August 11, 1960**Birthplace/Resides:** Valencia, Arizona / Tucson, Arizona

Al Pedrique is in his first season as A's first base coach and his fifth season on a Major League coaching staff. He was third base coach and interim manager for Arizona in 2004, third base coach for Houston in 2009 and bench coach for the Astros from 2010-11.

Prior to joining the Athletics, Pedrique spent five seasons managing in the New York Yankees farm system. He started at Single-A Charleston in 2013, moved to Single-A Tampa in 2014, was promoted to Double-A Trenton in 2015 and has spent the last two seasons at Triple-A Scranton/Wilkes-Barre. He was named International League Manager of the Year in 2016 after guiding the RailRiders to the best record in all full season minor leagues (.91-52, .636) and the Triple-A championship. Pedrique is 857-742 (.536) in 14 seasons as a minor league manager.

Pedrique managed for nine seasons in the minors in the Kansas City, Houston and Arizona organizations from 1995-2003 before earning his first Major League assignment in 2004. He began the season as Arizona's third base coach but was interim manager the second half of the season when the Diamondbacks went 22-61 (.265). Pedrique also managed the 2002 Scottsdale Scorpions in the Arizona Fall League and served as a coach for the World Team in the 2003 MLB All-Star Futures Game.

Pedrique returned to the Houston organization in 2005 as a special assistant to the general manager, a position he held for three seasons (2005-07). In October of 2006, his duties were expanded to include responsibility for all of the club's Latin American operations, including the overseeing of the franchise's academies as well as the player development and scouting efforts. He began the 2009 season as minor league field coordinator before joining the Astros as third base coach in September. He spent the 2010 and 2011 seasons as bench coach.

Pedrique spent parts of three seasons in the majors with the Mets (1987), Pirates (1987-88) and Tigers (1989) and hit .247 with a home run and 36 RBI in 174 games.

A'S RECENT COACHING ASSIGNMENTS

Year	Bench	Pitching	Hitting	Third Base	First Base	Bullpen	Other
2017	Hale Kotsay	Emerson Young	Bush	Scarson Hale	Aldrete	Alston Emerson	Jensen ²
2016	Kotsay	Young	Bush	Washington	Aldrete	Emerson	Jensen ²
2015	Aldrete	Young	Bush	Washington Gallego	Waller	Emerson	Jensen ²
2014	Hale	Young	Davis	Gallego	Waller	Bush	Prieto ¹
2013	Hale	Young	Davis	Gallego	Waller	Bush	Prieto ¹
2012	Hale	Young	Davis	Gallego	Waller	Rodriguez	Prieto ¹
2011	Skinner	Romanick	Perry	Gallego	Waller	Rodriguez	
2010	Waller	Young	Skaalen	Gallego	Steverson	Romanick	
2009	Waller	Young	Skaalen	Gallego	Steverson	Romanick	
2008	Wakamatsu	Young	Van Burkleo	Waller DeFrancesco	DeFrancesco Waller	Romanick	
2007	Schaefer	Young	Van Burkleo	Lachemann	Waller	Fischer	
2006	Geren	Young	Perry	Washington	Lachemann	Fischer	
2005	Lachemann	Young	Hudgens	Washington	Fischer	Geren	
2004	Speier	Young	Hudgens	Washington	Fischer	Geren	
2003	Francona	Peterson	Hudgens Bosley	Washington	Fischer	Geren	

¹major league coach. ²assistant hitting/catching

Coaches, continued

Pedrique and his wife, Marla, have four children: Andreyana, Mariana, Lilian and Carlos. He resides in Tucson, Ariz.

MAJOR LEAGUE RECORD

	AVG.	G	AB	R	H	2B	3B	HR	RBI	SH	SF	HP	BB	SO	SB	CS	SLG	OBP	E
TOTALS	.247	174	449	32	111	18	1	1	36	6	1	4	29	61	5	4	.298	.298	19

MATT WILLIAMS

4

THIRD BASE COACH

Matthew Derrick Williams

Named A's third base coach, November 17, 2017

Birthdate: November 28, 1965

Birthplace/Resides: Bishop, California / Scottsdale, Arizona



Matt Williams joins the A's as third base coach for the 2018 season. This marks his eighth season on a Major League coaching staff, which includes two seasons as manager of the Washington Nationals.

Williams made his coaching debut with the Arizona Diamondbacks in 2010 as first base coach. He spent the next three seasons as third base coach before being named manager of the Nationals for the 2014. Williams was named *BBWAA* and *The Sporting News* Manager of the Year in his first season after leading Washington to a 96-66 record and a National League East title. Washington finished 83-79 the following season and he compiled a 179-145 (.552) in his two seasons as manager. Williams returned to Arizona as third base coach in 2016.

Williams played 17 seasons in the majors with San Francisco (1987-96), Cleveland (1997) and Arizona (1998-2003). He was a .268 career hitter with 378 home runs and 1218 RBI in 1866 games. A five-time All-Star (1990, 94-96, 99), Williams also won four Gold Gloves (1991, 93-94, 97) and four Louisville Silver Slugger Awards (1990, 93-94, 97) at third base. He played in three World Series with three different teams (Giants, 1989; Indians, 1997; D-backs, 2001) and became the first player to hit at least one World Series homer with three different clubs.

Williams was selected by the Giants with the third overall pick in the 1986 June Draft out of the University of Nevada Las Vegas. He made his Major League debut the following season at the age of 21 and led the NL with 122 RBI in his first full season in 1990. Williams finished second in NL Most Valuable Player voting in the strike-shortened 1994 season after batting .267 with a league-leading 43 home runs along with 96 RBI in 112 games. He was traded to Cleveland following the 1996 season and was dealt to Arizona following the 1997 season. His best season with the Diamondbacks came in 1999 when he hit .303 with 35 home runs and a career-high 142 RBI in 154 games.

Following his playing career, Williams was a member of the Diamondbacks broadcast team from 2005-09, serving as a color analyst on select broadcasts on FOX Sports Arizona and Arizona Sports 620. He also had a 33-game stint as interim manager with Mobile of the Southern League in 2007 and guided Salt River to the Arizona Fall League Eastern Division titles in 2012. Williams returned to television in 2017 as a pregame and postgame analyst for NBC Sports Bay Area on Giants broadcasts.

Williams and his wife, Erika, reside in Scottsdale and have four children: Alysha, Jacob, Madison and Rachael. His son Jacob was selected by Arizona in the 49th round of the 2011 First-Year Player Draft.

MAJOR LEAGUE RECORD

	AVG.	G	AB	R	H	2B	3B	HR	RBI	SH	SF	HP	BB	SO	SB	CS	SLG	OBP	E
TOTALS	.268	1866	7000	997	1878	338	35	378	1218	9	62	55	469	1363	53	35	.489	.317	191



RIGHT-HANDED PITCHER

Height/Weight: 6-4 / 242

Birthdate: December 4, 1992

Birthplace/Resides: Barahona, Dominican Republic / Laveen, Arizona

Major League Service: 83 days

Obtained: Acquired from the Boston Red Sox with Josh Reddick and Miles Head for Andrew Bailey and Ryan Sweeney, December 28, 2011

Contract Status: First year of a one-year contract through 2018

Bats/Throws: Right / Right

Opening Day Age: 25

CAREER HIGHLIGHTS

Made his Major League debut with Oakland in 2016 and is 2-5 with a 7.19 ERA in 13 games, including nine starts, over two seasons with the A's...was originally signed by the Boston organization July 2, 2009 out of the Dominican Republic and spent two years in the Red Sox farm system before he was dealt to the A's as part of the Josh Reddick trade following the 2011 season...is 36-34 with a 3.44 ERA (240 er in 627.2 ip) in 145 games, including 118 starts, as a minor leaguer...has issued just 133 walks in 627.2 innings, an average of 1.91 per nine innings...had "Tommy John" surgery on May 14, 2014...named to the Gulf Coast League Postseason All-Star team in his first season in the United States in 2011.

2017 HIGHLIGHTS

Went 1-2 with a 7.13 ERA in eight games, including four starts, over two stints with the A's... began the season in the starting rotation but made just one start and two relief appearances before he was designated for assignment April 25 and outrighted to Triple-A Nashville April 29... returned Sept. 5 and made two relief appearances before his final three outings were starts... allowed a .239 opponents batting average but issued 12 walks in 24.0 innings (4.50 per nine innings) for a .343 on-base percentage...12 of the 22 hits (54.5%) he allowed were for extra bases for a .478 slugging percentage...27 of the 53 hits (50.9%) he has allowed in his career are for extra bases...surrendered five home runs in 24.0 innings and now has 14 home runs in 46.1 career innings (2.72 per nine innings)...his opponents average included a mark of .238 (10-for-42) against left-handed hitters compared to .240 (12-for-50) against right-handers...issued nine of his 12 walks to lefties...12 of his 16 career walks have been by left-handers...opponents hit .176 with the bases empty, .317 with all five of his home runs with runners on base...10 of his 14 career home runs have come with men on...yielded a .375 average with runners in scoring position...had a .186 opponents average the first time through the lineup, .333 after that...went 1-0 with a 3.75 ERA in four games in Oakland, 0-2 with a 10.50 ERA in four games on the road...made seven of his eight appearances at night...yielded a .125 average with two outs...was 1-2 with a 7.20 ERA in his four starting assignments and 0-0 with a 7.00 ERA in four relief appearances...did not inherit any runners as a reliever and first batters faced were 1-for-3 with a walk.

OAKLAND: Began the season in the starting rotation and started the fifth game of the season at Texas April 7...allowed a career-high eight runs in 2.0 innings for the loss...it was the shortest start of his career...yielded two home runs to become the third pitcher in Oakland history to allow at least one home run in each of his first six career appearances (Adams 1996, Overton, 2016)...was moved to bullpen and allowed seven runs in 5.0 innings over two appearances before he was designated for assignment April 25...was 0-1 with a 16.71 ERA and .323 opponents batting average at the time...was outrighted to Nashville April 29 but returned to Oakland Sept. 5 following the conclusion of the Sounds season...went 1-1 with a 3.18 ERA and .197 opponents batting average in five games, three starts, in September...his first two outings came in relief before making an emergency start on Sept. 18 at Detroit when Jharel Cotton was injured during warm-ups...tossed 3.2 scoreless innings...his next appearance was also a last minute start on Sept. 23 against Texas, replacing Sean Manaea...combined with four relievers on a four-hit, 1-0 shutout...tossed 5.0 innings and allowed two of the hits, extending his scoreless streak to a career-high 9.2 innings...started against the Rangers again on Sept. 29 at Texas...it was his ninth career start, his fifth against the Rangers.

NASHVILLE: Compiled a 1-2 record, four saves and a 2.67 ERA in 18 games, including three starts, with Nashville...was on the disabled list from May 26 to July 28 with a strained right elbow and had a four-game rehab assignment with the A's affiliate in the Arizona Rookie League from July 17 to 25 (5.1 ip, 2 h, 1 bb, 7 so)...combined with both clubs to go 1-2 with four saves and a 2.31 ERA in 22 games, five starts...did not allow a home run in 39.0 innings...walked just eight batters, an average 1.85 per nine innings...allowed a .255 opponents batting average, including .241 (19-for-79) against right-handed hitters compared to .271 (19-for-70) against left-handers...was 1-0 with a 1.80 ERA in 17 relief appearances, 0-2 with a 3.21 ERA in five starts...had just 10 relief appearances in 123 career outings entering the season...allowed 4-of-8 (50.0%) inherited runners to score...converted 4-of-5 (80.0%) save opportunities...opponents hit .167 with one walk (.189 on-base percentage) when leading off an inning...yielded a .218 batting average with the bases empty, .306 with runners on...had a .174 opponents average with RISP and two outs...did not allow a run in nine games on the road with Nashville (15.0 ip) and held the opponents to a .173 batting average...three of his first five outings with the Sounds following his outright from Oakland on April 29 were as a starter...his first relief appearance came on May 13 against Albuquerque and he tossed 3.0 scoreless innings for his first professional save...made his final start on May 25 against Omaha when he allowed three runs on six hits in 4.0 innings...was 0-2 with a 2.81 in five games, three starts, when he was placed on the disabled list May 26 with a strained right elbow...pitched exclusively in relief after he was reinstated from the DL July 29 and logged a 2.55 ERA over his final 13 appearances...did not allow a run over his final five outings (5.0 ip, 4 h, 1 so).

CAREER

2016—Made both his Triple-A and Major League debuts...started the season at Double-A Midland, where he went 5-6 with a 4.80 ERA in 17 starts...was moved up to Triple-A Nashville July 21 and was a perfect 4-0 with a 1.18 ERA in eight starts when he was promoted to Oakland Sept. 5...went 1-3 with a 7.25 ERA and .333 opponents batting average in five starts with the A's...surrendered nine home runs in 22.1 innings, an average of 3.63 per nine innings...based on a minimum of 20 innings pitched, that was the third highest average in the American League and second highest in Athletics history to Dillon Overton, who had a mark of 4.44 in 2016...joins Overton and Willie Adams (1996) as the only pitchers in Athletics history to allow a home run in each of the first five games of their career...also yielded six doubles and 15 of the 31 hits he allowed were for extra bases...opponents batted .333 with a .688 slugging percentage...walked just four batters in 22.1 innings (1.61 per nine innings) but also hit four for a .379 opponents on-base percentage...his opponents batting average broke down to .306 against left-handed hitters compared to .364 against right-handers...yielded a .362 average with the bases empty, .286 with runners on...opponents hit .250 with runners in scoring position, including .167 with RISP and two outs...all five of his starts came against AL West competition and the A's were 1-4 (.200) in his starts...was the losing pitcher in his ML debut, a 10-7 A's loss to Los Angeles (AL) on Sept. 5 in Oakland...hit three batters, all in the first inning, to tie the ML record for most hit batters in an inning...is the first Athletic to do it...tied the Oakland record for hit batters in a game...the last Athletic to hit three batters in his debut was Bill Knowlton on Sept. 3, 1920...lasted 3.0 innings, which matched the second shortest outing by an Oakland starter in his ML debut...became the 48th pitcher in Oakland history to start in his debut...did not record his first strikeout until his second start when he fanned Robinson Cano to end the first inning on Sept. 11 against Seattle...earned his first big league win in an 11-2 decision at Texas Sept. 17, allowing two runs on five hits in 5.2 innings...then took the loss in each of his final two start on Sept. 24 against Texas and Sept. 30 at Seattle...tossed a career-high 6.0 innings against the Rangers but surrendered four home runs in 2.0 innings against the Mariners while matching his career high for hits (7)...combined for a 9-6 record and a 3.58 ERA in 25 starts with Midland and Nashville...his 1.18 ERA with the Sounds was the lowest in the Pacific Coast League from July 21 through the end of the season...tied for fifth in the A's farm system in wins and tied for eighth in strikeouts (105)...walked 30 batters in 135.2 innings (1.99 per nine innings), including just three in 45.2 innings with Nashville (0.59 per nine innings)...surrendered just one home run in 45.2 innings with the Sounds after yielding 11 in 90.0 innings with the RockHounds...the 12 home runs matched his career high from 2012...allowed a .266 opponents batting average, including .256 against left-handed hitters compared to .273 against right-handers...yielded 11 of his 12 home runs to righties...opponents hit .230 with runners in scoring position, including .176 with Nashville...however, they were 17-for-55 (.309) with RISP and two outs...surrendered 20 of his 52 runs with Midland in the first inning (10.59 ERA)...

did not allow a first inning run with Nashville (8.0 ip)...allowed two runs or fewer in 17 of his 25 starts, including all eight with the Sounds...walked two batters or fewer 21 times, including all eight with Nashville...his teams were 17-8 (.680) in his starting assignments, including 7-1 (.875) with the Sounds...struck out a season-high nine batters in his first start of the season April 8 at Arkansas but took the loss after allowing two runs in 5.0 innings in a 2-0 decision...picked up his first win of the season April 30 against San Antonio to start a three-game winning streak (1.02 ERA)...went 4-1 with a 1.19 ERA over a five-start stretch from April 30 to May 1...went 3-2 with a 2.35 ERA in the month of May...tossed 6.0 no-hit innings May 5 against Corpus Christi and issued just one walk...was relieved by Bracewell to start the seventh inning after throwing 88 pitches...Bracewell allowed two hits in the RockHounds 13-0 win...was 5-3 with a .390 ERA over his first 11 starts with Midland through June 2...then went 0-3 with a 6.60 ERA over his final six starts...was placed on the disabled list June 19 with a strained right shoulder...was reinstated July 4 and went 0-1 with a 5.17 ERA in three starts before he was promoted to Nashville July 21...did not allow an earned run over his first two starts with the Sounds (14.0 ip) and went 3-0 with a 0.59 ERA over his first five Triple-A starts...logged 5.0 innings in each of his final five starts beginning Aug. 7...went 3-0 with a 1.71 ERA in six starts in August...walked just three batters in 31.2 innings while striking out 24.

2015—Went 0-2 with a 3.88 ERA in 15 starts with Single-A Stockton after missing the first two months of the season as he continued his recovery from May 14, 2014 “Tommy John” surgery...surrendered just three home runs in 48.2 innings...walked eight for an average of 1.48 walks per nine innings...allowed a .286 opponents batting average, including .284 against right-handed hitters compared to .288 against left-handers...12 of the 21 hits he allowed to lefties were for extra bases (nine doubles, two triples, one home run)...yielded a .333 batting average with runners in scoring position but that mark dropped to .238 with RISP and two outs...averaged 3.24 innings per start...never tossed more than 4.0 innings and did not qualify for any wins...began the season on the disabled list at Double-A Midland but was reinstated and transferred to Stockton June 8...surrendered a season-high seven hits and allowed four runs in 2.1 innings in his first start June 8 against Inland Empire...logged a 2.12 ERA while holding the opposition to a .245 batting average over an eight-start stretch from June 18 to Aug. 2...tossed a season-high 4.0 innings in his fourth start June 27 at Inland Empire...it was his first of eight outings of exactly 4.0 innings...did not walk a batter over a five-start stretch from July 8 to Aug. 2 (18.1 ip).....compiled a 1.93 ERA and .224 opponents batting average over his final four starts beginning Aug. 12...made one appearance for Oriente in the Dominican Winter League following the season (2.0 ip, 4 h).

2014—Began the season at Double-A Midland but made just three starts before he was placed on the disabled list April 19 with a strained right elbow...underwent “Tommy John” surgery May 14 and missed the remainder of the season...the surgery was performed by Dr. Neal ElAttrache in Los Angeles...went 2-0 with a 2.29 ERA in his three starts with the RockHounds...did not allow a home run in 19.2 innings...yielded a .250 opponents batting average, including .239 against right-handed hitters compared to .273 against left-handers...had a no decision in his final start April 18 against San Antonio (5.0 ip, 6 h, 3 r, 3 er, 3 bb, 2 so)...was named the A's ninth best prospect by *Baseball America* following the season.

2013—Split his season between the A's two Single-A affiliates at Beloit and Stockton and combined for a 12-6 record and a 3.22 ERA in 27 games, all starts...had minor league career highs in wins, games started, innings pitched (156.1) and strikeouts (124)...tied for second in the A's farm system in wins, ranked third in ERA, fourth in innings and fifth in strikeouts...was rated as the A's No. 3 prospect by *Baseball America* following the season...tied for fifth among all Single-A pitchers in wins, ranked seventh in innings pitched and tied for seventh in starts...had a 10-game winning streak from April 9 to July 8 and compiled a 2.06 ERA over that 16-start stretch...issued 24 walks for an average of 1.38 per nine innings...held the opposition to a .258 opponents batting average, including .257 against left-handed hitters compared to .259 against right-handers...began the season at Beloit and went 7-1 with a 2.44 ERA in 13 starts...went 7-0 with a 1.95 ERA over his final 12 starts with the Snappers...began the streak by tossing 7.0 shutout innings of one-hit ball in a 4-1 victory at Peoria April 9...tossed a seven-inning complete game one-hit 4-0 shutout in the second game of a doubleheader May 10 against Peoria (0 bb, 3 so)...named to the Midwest League Midseason All-Star team and pitched the second inning for the West squad in the game

June 18 (1.0 ip, 1 bb, 1 so)...was promoted to Single-A Stockton June 20 and went 5-5 with a 3.76 ERA in 14 starts with the Ports...won each of his first three decisions with the Ports to extend his winning streak to 10 games...extended the winning streak to 10 games July 8 against Visalia and then matched his season-high with nine strikeouts in 6.2 innings July 13 against High Desert... was named California League Pitcher of the Week for the week of July 8-14 after going 1-0 with a 0.69 ERA and 16 strikeouts in 13.0 innings over two starts.

2012—Spent his first season in the A's organization at Single-A Burlington where he went 6-11 with a 5.08 ERA in 27 games, including 17 starts...the losses were a career-high, the most on the Bees and tied for third most in the Midwest League...began the season in the starting rotation and went 5-8 with a 5.38 ERA and .318 opponents batting average in 17 starts...was moved to the bullpen July 16 and each of his final 10 appearances came in relief...was 1-3 with a 3.63 ERA and .234 opponents average out of the pen...his opponents batting average included a .300 mark against right-handed hitters compared to .313 against left-handers...compiled a 3-1 record and a 1.98 ERA over a five-start stretch from April 29 to May 23...made his first relief appearance July 16 against Dayton, tossing 2.0 perfect innings...tossed exactly two innings in seven of his 10 relief appearances.

2011—Combined for a 1-4 record and a career-low 2.20 ERA in 13 games, all starts, in his first season in the United States with the Red Sox affiliate in the Gulf Coast Rookie League and Single-A Lowell...did not allow a home run in 65.1 innings...walked just 12, an average of 1.65 per nine innings...named to the GCL Postseason All-Star team after going 1-1 with a league-leading 0.75 ERA in nine starts...also led the league with a .147 opponents batting average and ranked second in fewest walks per nine innings (1.13)...the opponents batting average included a .144 mark against right-handed hitters compared to .153 against left-handers...opponents hit .125 with runners in scoring position...struck out a season-high 11 batters in 5.0 innings in his final start Aug. 11 in the second game of a doubleheader against the Rays...was promoted to Lowell Aug. 17.

2010—Made his professional debut with the Red Sox affiliate in the Dominican Summer League...was 5-3 with a 3.28 ERA and .260 opponents batting average in 13 starts...surrendered just one home run in 60.1 innings and walked eight (1.19 per nine innings)...named to the DSL Midseason All-Star team...made his debut May 30 at the Royals, a no decision in a 7-4 win (3.0 ip, 2 h, 2 r, 2 er, 1 bb, 3 so)...tossed 5.0 shutout innings and allowed just one hit for his first win June 10 against the Pirates...followed that up with a five-inning complete game five-hitter in a 5-2 win over Yankees-2.

PERSONAL/MISCELLANEOUS

Raul Alcántara was originally signed by Boston scout Manny Nanita.

LIFETIME PITCHING RECORD

Year	Club	W	L	ERA	G	GS	CG	SHO	SV	IP	H	R	ER	HR	HB	BB	IBB	SO	WP	BK
2010	DSL Red Sox	5	3	3.28	13	13	1	0	0	60.1	61	31	22	1	2	8	0	34	3	0
2011	GCL Red Sox	1	1	0.75	9	9	0	0	0	48.0	23	5	4	0	3	6	0	36	1	0
	Lowell	0	3	6.23	4	4	0	0	0	17.1	25	14	12	0	1	6	0	14	0	0
2012	Burlington	6	11	5.08	27	17	0	0	0	102.2	119	64	58	12	7	38	0	57	2	4
2013	Beloit	7	1	2.44	13	13	1	1	0	77.1	84	29	21	3	4	7	0	58	2	0
	Stockton	5	5	3.76	14	14	0	0	0	79.0	73	45	33	8	4	17	0	66	6	1
2014	Midland	2	0	2.29	3	3	0	0	0	19.2	17	5	5	0	2	5	0	10	1	0
2015	Stockton	0	2	3.88	15	15	0	0	0	48.2	54	21	21	3	2	8	0	29	1	1
2016	Midland	5	6	4.80	17	17	0	0	0	90.0	100	52	48	11	3	27	1	73	6	0
	Nashville	4	0	1.18	8	8	0	0	0	45.2	38	7	6	1	0	3	0	32	0	0
	OAKLAND	1	3	7.25	5	5	0	0	0	22.1	31	18	18	9	4	4	0	14	1	1
2017	OAKLAND	1	2	7.13	8	4	0	0	0	24.0	22	21	19	5	3	12	1	12	0	1
	Nashville	1	2	2.67	18	3	0	0	4	33.2	36	10	10	0	0	7	0	22	1	0
	AZL A's	0	0	0.00	4	2	0	0	0	5.1	2	0	0	0	0	1	0	7	0	0
	ML Totals	2	5	7.19	13	9	0	0	0	46.1	53	39	37	14	7	16	1	26	1	2
	Minor League Totals	36	34	3.44	145	118	2	1	4	627.2	632	283	240	39	28	133	1	438	23	6

CAREER TRANSACTIONS

2009 — Signed as a non-drafted free agent by the Boston Red Sox, July 2. **2011** — Traded to the Oakland Athletics with outfielder Josh Reddick and minor league infielder Miles Head for pitcher Andrew Bailey and outfielder Ryan Sweeney, December 28.

ALCANTARA'S CAREER BESTS

Low Hit Complete Game: None

Innings Pitched: 6.0, September 24, 2016 vs. Texas. As reliever: 3.0, April 23, 2017 vs. Seattle

Strikeouts: 6, September 24, 2016 vs. Texas. As reliever: 1 (twice), last: September 8, 2017 vs. Houston

Pitches: 104, September 11, 2016 vs. Seattle

Longest Winning Streak: 1 (twice), last: September 23, 2017

Longest Losing Streak: 3, September 24, 2016 to April 7, 2017

Longest Scoreless Streak: 9.2, September 12 to 23, 2017

MILESTONE HOME RUNS

Franchise

1	Lave Cross	Apr. 30, 1901
1,000	Mickey Cochrane	May 15, 1927
2,000	Jimmie Foxx	June 21, 1935
3,000	Sam Chapman	Sept. 30, 1949
4,000	Hector Lopez	Aug. 17, 1958
5,000	Jim Nash	May 22, 1968
6,000	Gene Tenace	May 25, 1975
7,000	Carney Lansford	July 3, 1983
8,000	Jose Canseco	Sept. 2, 1989
9,000	Mark McGwire	May 28, 1996
10,000	Miguel Tejada	Apr. 14, 2001
11,000	Bobby Kielty	June 15, 2006
12,000	Brandon Moss	June 5, 2013

Oakland

1	Reggie Jackson	Apr. 10, 1968
1,000	Claudell Washington	May 6, 1975
2,000	Rickey Henderson	June 5, 1983
3,000	Dave Parker	Aug. 13, 1989
4,000	Jason Giambi	May 17, 1996
5,000	Jason Giambi	Sept. 24, 2000
6,000	Bobby Crosby	May 31, 2006
7,000	Brandon Moss	May 13, 2013

LEFT-HANDED PITCHER**Height/Weight:** 6-4 / 230 **Bats/Throws:** Left / Left**Birthdate:** February 1, 1988 **Opening Day Age:** 30**Birthplace/Resides:** Midland, Texas / Fullshear, Texas**Major League Service:** 8 years, 155 days**Obtained:** Signed to a minor league contract, March 19, 2018**Contract Status:** First year of a one-year contract through 2018.**CAREER HIGHLIGHTS**

Was originally selected by Arizona in the 2nd round of the 2006 draft but was one of six players traded to Oakland in the Dan Haren trade following the 2007 season...made his Major League debut with the A's in 2009 at the age of 21 and went 26-29 with a 3.81 ERA (191 er in 450.2 ip) in 84 games, 73 starts, in five seasons with Oakland from 2009-13...has gone 16-18 with a 4.40 ERA in 56 games, 55 starts, in four seasons since then with Colorado (2014), Los Angeles-NL (2015-16), Chicago-NL (2017) and Toronto (2017)...is 42-47 with a 4.04 ERA (333 er in 741.0 ip) in 140 games, including 128 starts, in his career...has 10 career stints on the disabled list...has pitched in the postseason for the A's (2012, 2013) and Dodgers (2015)...pitched in the 2008 All-Star Futures Game and for Team USA in the Summer Olympics in Beijing, China...was tabbed as the A's number one prospect by *Baseball America* following the 2008 season.

2017 HIGHLIGHTS

Was signed by the Chicago Cubs Jan. 30 and went 2-2 with an 8.18 ERA in six starts before going on the disabled list May 7 with a strained lower back...missed nearly three months of the season and would not pitch for the Cubs again as he was released July 31...signed a minor league deal with Toronto Aug. 15 and returned to the majors Aug. 29...went 2-2 with a 5.13 ERA in seven starts for the Blue Jays and combined with both clubs for a 404 record and a 6.34 ERA in 13 starts...allowed a .322 opponents batting average, including .298 (56-for-188) against right-handed hitters compared to .436 (17-for-39) against left-handers...surrendered all five of his home runs to righties...yielded a .371 batting average with runners in scoring position...opponents hit .345 when leading off an inning, but he issued just one walk...went 1-2 with a 15.68 ERA in four starts at Wrigley Field and 1-2 with a 7.62 ERA in three starts in Rogers Centre for an 11.19 ERA in seven starts in his home ballparks...was 2-0 with a 2.81 ERA in six starts on the road...was 2-0 with a 2.05 ERA in four starts during the day, 2-4 with a 9.18 ERA in nine starts at night...was 1-1 with an 8.84 ERA in five starts on four days rest, 3-3 with a 5.00 ERA in eight starts on five days rest or more...had a 7.04 ERA over the first two innings of his starts, 3.06 after that...opponents were successful in 6-of-7 (85.7%) stolen base attempts...allowed five runs in 0.1 innings for the loss in his only interleague start and is now 1-6 with a 5.76 ERA (29 er in 45.1 ip) in nine career interleague starts...went 1-for-7 (.143) with a RBI, walk and three strikeouts in eight plate appearances with the Cubs.

MAJORS: Was in the Cubs starting rotation to open the season and allowed just one run over his first two starts...struck out a season-high five batters and allowed six runs on a season-high eight hits in 3.2 innings on April 18 against Milwaukee, but had a no decision in a 9-7 win...walked a career-high six batters April 24 at Pittsburgh, but allowed three runs in a season-high 6.0 innings for the win...finished April 2-0 with a 3.54 ERA in four starts...then allowed seven runs on seven hits in 1.1 innings May 1 against Philadelphia and five runs in 0.1 innings on May 6 against New York (AL), both losses...was placed on the 10-day disabled list May 7 with a strained lower back...it was his 10th career stint on the DL...was transferred to the 60-day DL June 8...went 2-2 with a 4.61 ERA in six games, including five starts, on a rehab assignment with Double-A Tennessee from June 25 to July 23...was reinstated from the DL and designated for assignment July 26...was released July 31 and signed a minor league deal with Toronto Aug. 15...went 1-1 with a 0.93 ERA in two starts with Triple-A Buffalo before he was selected by the Blue Jays Aug. 29...started and lost that day to Boston, despite allowing just one run in 5.2 innings...tossed a season-high tying

6.0 innings in his next two starts on Sept. 3 at Baltimore and Sept. 9 against Detroit...picked up his first win as a Blue Jay and matched his season-best with five strikeouts in the start against the Tigers...yielded a season-high eight runs on seven hits and two walks in 1.1 innings in a 15-5 loss to Kansas City on Sept. 25...then had a win and a 2.70 ERA over his final two starts.

CAREER

2016—In his second and final season with the Dodgers, missed a majority of the season due to injury...all told, pitched in four games (three starts), allowing 15 runs in 11.1 innings while going 1-2...in March, underwent arthroscopic surgery to repair a bulging disk in his lower back...began the season on the 60-day disabled list...went a combined 0-1 with a 2.25 ERA in three rehab starts with Single-A Rancho Cucamonga and Triple-A Oklahoma City before he was reinstated, Aug. 14...was placed on the 15-day DL Aug. 23 (retro to Aug. 21) with a blister on his left index finger...was reinstated Sept. 22 and pitched in two games (one start), going 1-0 with a 4.91 ERA.

2015—Won double-digit games (10) for the first time since his rookie campaign in 2009 (11), and set career marks in starts (31), innings (180.1) and quality starts (18) for the Dodgers...led major league qualifiers with a 66.7 ground ball percentage...forced 23 ground ball double-plays, eighth most among starting pitchers (min. 25 starts)...went 1-2 with a 2.27 ERA in six May starts, including a rain-shortened 5.0-inning complete game (1 r, 0 er) at Colorado, May 8...tied a career high (third time) with 10 strikeouts on June 26 at Miami...at the plate, led the Dodgers with nine successful sacrifices...did not commit an error, while ranking second among National League pitchers with 47 assists...in the postseason, started and lost Game 3 of the NLDS at New York (3.0 ip, 7 h, 6 r, 6 er, 3 so), a 13-7 decision.

2014—Limited to just eight starts with the Rockies due to a broken left index finger and lower back surgery...went 1-3 with a 2.91 ERA...allowed only one home run in 43.1 innings...permitted three or fewer earned runs in seven of his eight starts, including five quality starts...broke his left index finger, April 12 at San Francisco, and missed the next 83 games...while recovering, made two rehab starts for Triple-A Colorado Springs and went 1-0 with a 0.96 ERA...injured his back during an Aug. 5 start against the Cubs and underwent surgery, Aug. 14 to repair a herniated disc in his lower back...the surgery was performed by Dr. Chris Yeung in Phoenix.

2013—Was the A's Opening Day starting pitcher but finished the season in the bullpen after spending four months on the disabled list with a stress fracture in his right foot...was 1-4 with three saves and a 6.04 ERA in 16 games, including five starts...struck out 46 in 44.2 innings, marking the first time in his career he finished with more strikeouts than innings pitched...walked 21 and his average of 4.23 walks per nine innings was the highest of his career...was 1-4 with a 7.23 ERA in his five starting assignments, 0-0 with a 4.71 ERA in 11 relief appearances...pitched 3.0 innings in each of his three saves to become the second A's pitcher since 1992 with three three-inning saves in one season (Doug Jones, 1999)...his .287 opponents batting average included a .283 mark against left-handed hitters compared to .288 against right-handers...allowed a .214 batting average to hitters leading off an inning...made his first career Opening Day start April 1 against Seattle but was the losing pitcher in the A's 2-0 loss...became the A's eighth different Opening Day starting pitcher in the last eight years...struck out the side in the first inning to become the first A's pitcher since at least 1947 to strike out the side in the first inning on Opening Day...struck out a career-high tying 10 batters in 6.0 innings in his second start, a 9-3 win at Houston April 7...it was his only win of the season...tossed 1.0 inning April 19 at Tampa Bay, allowing four runs on four hits and two walks...left the game early with a sprained right ankle...was scheduled to skip his start April 29 against Los Angeles (AL) but ended up pitching 5.1 innings of relief that night in the A's 10-8, 19-inning win...entered the game in the 13th inning for the first relief appearance of his career after 73 starts...allowed just one run...was placed on the 15-day disabled list May 1 with a sprained right ankle...was diagnosed with a navicular stress fracture of his right foot May 17 and was transferred to the 60-day DL June 14...was reinstated from the DL Aug. 28 and pitched exclusively in relief following his return, logging a 5.74 ERA and .306 opponents batting average in 10 appearances...recorded his first save in his first outing following his return Aug. 28 at Detroit...pitched the final three innings of the A's 14-4 win, allowing three runs on five hits in 3.0 innings...also recorded three-inning saves Sept. 4 against Texas and Sept. 8 against Houston.

2012—Completed his rehab from “Tommy John” surgery in late August and made six starts before his regular season ended when he strained his right oblique Sept. 19...went 4-2 with a 2.57 ERA and .225 opponents batting average...allowed just one home run in 35.0 innings...his opponents batting average included a .219 mark against left-handed hitters compared to .227 against right-handers...allowed a .148 average with runners in scoring position...was reinstated from the disabled list Aug. 20 and started the next day against Minnesota...allowed just one run in 7.0 innings for the win...it was his first start since June 5, 2011 at Boston and his first win since May 26, 2011 at Los Angeles (AL)...combined with Cook and Balfour on a two-hit shutout in his second start, a 3-0 win at Cleveland Aug. 27...tossed 7.0 innings and allowed both of the hits...allowed one run in each of his next two starts to become the first Athletics pitcher since at least 1918 to begin his season with four consecutive starts of one run or fewer...won each of his first four starts to become the first Oakland pitcher to start the season by winning at least his first four starts since Dave Stewart had six wins in his first six starts in 1990...the four-game winning streak matched the longest of his career (third time, last: Sept. 6 to Oct. 2, 2010)...had a 0.69 ERA, a .185 opponents batting average and three walks in 26.0 innings over his first four starts...left his final start Sept. 19 at Detroit after just 2.1 innings with the oblique injury...returned to start and win Game 3 of the ALDS against Detroit in Oakland...combined with Cook, Doolittle and Balfour on a four-hit shutout in the A’s 2-0 win...tossed 6.0 innings and allowed two of the hits (2 bb, 6 so)...combined for a 1-1 record and a 4.62 ERA during a six-start rehab assignment with Single-A Stockton and Triple-A Sacramento...began his rehab assignment July 21 with Stockton, one year and seven days after having reconstructive surgery to the ulnar collateral ligament in his left elbow...was transferred to Sacramento July 26.

2011—Was limited to just 13 starts and was 3-6 with a 4.00 ERA when he underwent “Tommy John” surgery on his left elbow July 14...went 2-1 with a 1.56 ERA over his first five starts and did not allow a home run in 34.2 innings...then went 1-5 with a 5.73 ERA over his final eight starts, yielding eight home runs in 48.2 innings...had four walks and 27 strikeouts over his first five starts compared to 21 walks and 34 strikeouts over his final eight...allowed a .270 opponents batting average, including a .252 against right-handed hitters and .303 against left-handers...his opponents average dropped to .221 with runners in scoring position...tied for seventh in the American League with five pickoffs...opponents were successful in just 5 of 12 (41.7%) stolen base attempts...matched his career high by hitting seven batters...tossed his second career complete game in his second start of the season but took the loss in a 2-1 decision at Minnesota April 8...matched his career high by tossing 9.0 innings May 5 against Cleveland, but had a no decision in the A’s 4-3, 12-inning loss...allowed a career-high 10 runs on a career-high 11 hits in a 10-3 loss to New York May 31...allowed five runs on nine hits in 5.0 innings in his final start, a 6-3 loss at Boston June 5...was placed on the disabled list June 7 with left elbow soreness...received a Platelet Rich Plasma injection after he was examined by Dr. James Andrews at the Andrews Institute in Pensacola, Fla. June 13...was examined again a month later and it was determined that his injury required surgery...Dr. Andrews performed successful reconstructive surgery to the ulnar collateral ligament in his left elbow, July 14.

2010—Lowered his ERA by more than a run from his rookie campaign of 2009 but two stints on the disabled list with elbow problems limited him to just 19 starts...was 7-6 with a 2.80 ERA after going 11-11 with a 4.06 ERA in his first season...opponents batted .257, including .225 with runners in scoring position...tied for eighth in the AL with four pickoffs...did not allow a run in his first two starts of the season April 8 against Seattle and April 13 at Seattle to become the first starting pitcher in Oakland history (among pitchers who began the season with the A’s) to start the season with two consecutive scoreless outings...the last Athletics pitcher to do it was Alex Kellner of the 1953 Philadelphia A’s, who started the season with back-to-back complete game shutouts...agreed to terms April 16 on a four-year contract through the 2013 season with club options for 2014 and 2015...had his season-opening scoreless streak snapped at 14.0 innings in his third start, an 8-3 loss to Baltimore...that was the third longest season-opening streak by a starter in Oakland history and the longest since Matt Keough set the record with a 16.0 inning streak in 1980...was 1-1 with a 2.35 ERA in four starts before going on the 15-day disabled list April 27 retroactive to April 25 with left elbow inflammation and a proximal medial forearm strain...was reinstated from the DL May 29...had a win and a 2.35 ERA in two starts before returning to the DL with left elbow inflammation June 4...was reinstated July 30 and went 5-5 with a 2.98 ERA in

13 starts following his return...finished the season with a career-high tying four-game winning streak, posting a 2.18 ERA and holding the opposition to a .233 batting average over his final six starts...walked a season-high three batters Sept. 11 against Boston, snapping a 22-start streak dating back to Aug. 19, 2009 where he walked two batters or fewer...that was the second longest streak by a starting pitcher in Oakland history...went 3-1 with a 2.23 ERA and .237 opponents batting average in six starts in September.

2009—Set an Oakland rookie record and led Major League rookies with 150 strikeouts...compiled an 11-11 record and 4.06 ERA in 30 starts...tied for third among American League rookies in games started, ranked fourth in innings pitched (175.1) and tied for fourth in wins...is one of four 21-year olds in Oakland history to win 10 or more games...went 8-4 with a 2.96 ERA over his final 17 starts, beginning June 29...was charged with 15 unearned runs, which tied for the most in the AL...also ranked tied for fifth in grounded into double plays (24), tied for seventh in shutouts (1) and pickoffs (4), eighth in walks per nine innings (2.31) and strikeout to walk ratio (3.33), and 10th in strikeouts per nine innings (7.70)...his season run support of 4.62 was eighth lowest in the AL...did not have a wild pitch and his 175.1 innings were the most in the majors among pitchers with no wild pitches...did not commit an error in 29 total chances, all assists...tied for the lead among AL pitchers in double plays (5) and tied for fourth in assists...was ranked number 7 on *Baseball America's* Top 100 Prospects lists entering the season...was the losing pitcher in his Major League debut, a 5-4 A's loss to Seattle April 10...allowed five runs in 6.0 innings, with all five runs coming in the second inning...recorded his first Major League win May 20 at Tampa Bay when he yielded four runs on four hits and no walks in 6.0 innings in a 7-6 A's win...at the age of 21 years, 108 days, he became the sixth youngest pitcher in Oakland history to record his first ML win...tossed a complete game two-hit shutout in the A's 6-0 win at Boston July 6 (2 bb, 9 so)...at the age of 21 years, 155 days he became the fifth youngest pitcher in Oakland history to toss a shutout and the youngest since Mike Norris July 4, 1976 against Kansas City...did not allow a run over his next two starts, including July 19 against Los Angeles when he retired each of the first 20 batters he faced before Bobby Abreu singled with two outs in the seventh inning to break up the perfect game...became the second rookie in Oakland history to take a perfect game into the seventh inning (Mike Norris, June 28, 1976)...had a career-high 23.0-inning scoreless streak from July 6 to 24...was named American League Rookie of the Month for September after going 4-0 with a 2.28 ERA in four starts...struck out a career-high 10 batters and tossed 6.0 shutout innings in a 2-1 win over Cleveland Sept. 18.

2008—Combined for an 11-5 record and a 3.69 ERA in 20 games, 19 starts, with Single-A Stockton and Double-A Midland in his first season in the A's organization...also pitched for the United States team in the All-Star Futures Game at Yankee Stadium July 13 (1.0 ip, 1 h, 1 bb) and for Team USA in the Summer Olympics in Beijing, China...was 1-0 with a 4.97 ERA (12.2 ip, 13 h, 8 r, 7 er, 3 bb, 10 so, 2 hr) in two starts during the Olympics...was rated as the A's number one prospect by *Baseball America* following the season...was named California League Pitcher of the Week, June 9-15...won both of his starts and allowed just one run in 14.0 innings, while striking out 16...joined Team USA for the Olympics in August...had a no decision Aug. 16 in a 5-4 win over Canada (5.2 ip, 9 h, 4 r, 3 er, 4 so)...then started and won in the Bronze Medal game Aug. 23 against Japan, an 8-4 win (7.0 ip, 4 h, 4 r, 4 er, 3 bb, 6 so).

2007—Was Arizona's second round pick in 2006 but did not sign until Sept. 1, 2006...made his professional debut in 2007 and was a combined 11-7 with a 3.07 ERA in 23 games, all starts, with Single-A South Bend and Single-A Visalia...was 8-4 with a 2.21 ERA in 14 starts at South Bend and was a *Baseball America* Low Class A All-Star...made one postseason start for Visalia and took the loss (4.0 ip, 3 h, 1 r, 1 er, 1 bb, 4 so, 2.25 ERA)...was traded to the A's on December 14 and was named Oakland's third best prospect by *Baseball America*.

PERSONAL/MISCELLANEOUS

Brett F. Anderson was originally signed by Diamondbacks scout Joe Robinson...graduated from Stillwater (OK) High School...was a *Baseball America* 1st Team High School All-America selection in 2006 after going 9-0 with two saves and a 0.37 ERA in 12 games as a senior...struck out 102 and walked just nine in 57 innings...his father, Frank, was the head baseball coach at Oklahoma State University from 2003-12 and is now pitching coach at the University of Houston...was part

of the A's 2010 Holiday Caravan, which featured many public appearances around the Bay Area, including autograph sessions at a holiday party for Oakland elementary school children and an after-school mentoring program, hosting a holiday shopping event for children from the Salvation Army Garden Center Shelter, and visiting a local adolescent substance abuse treatment center.

LIFETIME PITCHING RECORD

Year	Club	W	L	ERA	G	GS	CG	SHO	SV	IP	H	R	ER	HR	HB	BB	IBB	SO	WP	BK
2007	South Bend	8	4	2.21	14	14	0	0	0	81.1	76	26	20	3	2	10	0	85	6	0
	Visalia	3	3	4.85	9	9	0	0	0	39.0	50	23	21	6	1	11	0	40	1	2
2008	Stockton	9	4	4.14	14	13	0	0	0	74.0	68	35	34	5	4	18	0	80	5	1
	Midland	2	1	2.61	6	6	0	0	0	31.0	27	10	9	3	1	9	0	38	0	1
2009	OAKLAND	11	11	4.06	30	30	1	1	0	175.1	180	94	79	20	3	45	1	150	0	1
2010	OAKLAND	7	6	2.80	19	19	0	0	0	112.1	112	41	35	6	7	22	2	75	4	2
	Sacramento	1	0	4.05	3	3	0	0	0	13.1	19	6	6	0	1	3	0	12	0	0
	Arizona A's	0	0	3.00	2	2	0	0	0	6.0	11	2	2	0	1	0	0	6	0	0
2011	OAKLAND	3	6	4.00	13	13	1	0	0	83.1	86	40	37	8	7	25	1	61	0	1
2012	Stockton	0	0	9.00	1	1	0	0	0	2.0	4	2	2	0	1	0	0	0	0	0
	Sacramento	1	1	4.24	5	5	0	0	0	23.1	27	12	11	4	1	5	0	18	1	1
	OAKLAND	4	2	2.57	6	6	0	0	0	35.0	29	11	10	1	1	7	1	25	1	0
2013	OAKLAND	1	4	6.04	16	5	0	0	3	44.2	51	32	30	5	0	21	1	46	0	0
	Midland	0	1	14.73	1	1	0	0	0	3.2	6	6	6	0	0	4	0	3	1	0
	Sacramento	0	0	7.71	1	1	0	0	0	2.1	3	2	2	0	0	3	0	2	0	0
	Stockton	0	1	13.50	1	1	0	0	0	3.1	5	5	5	2	0	2	0	6	0	0
2014	COLORADO	1	3	2.91	8	8	0	0	0	43.1	44	18	14	1	0	13	3	29	0	0
	Colorado Springs	1	0	0.96	2	2	0	0	0	9.1	8	1	1	0	0	2	0	8	0	0
2015	LOS ANGELES (NL)	10	9	3.69	31	31	1	0	0	180.1	194	82	74	18	2	46	2	116	4	2
2016	Rancho Cucamonga	0	1	6.00	3	2	0	0	0	9.0	17	9	6	0	0	2	0	10	1	0
	Oklahoma City	0	1	3.60	1	1	0	0	0	5.0	6	2	2	0	0	0	0	2	0	0
	LOS ANGELES (NL)	1	2	11.91	4	3	0	0	0	11.1	25	15	15	4	0	4	0	5	2	0
2017	CHICAGO (NL)	2	2	8.18	6	6	0	0	0	22.0	34	22	20	2	0	12	0	16	1	0
	Tennessee	2	2	4.61	6	5	0	0	0	27.1	34	17	14	2	1	9	0	15	3	0
	Buffalo	1	1	0.93	2	2	0	0	0	9.2	4	1	1	0	0	2	0	3	0	0
	TORONTO	2	2	5.13	7	7	0	0	0	33.1	39	19	19	3	0	9	0	22	1	0
AL Totals		28	31	3.90	91	80	2	1	3	484.0	497	237	210	43	18	129	6	379	6	4
NL Totals		14	16	4.31	49	48	1	0	0	257.0	297	137	123	25	2	75	5	166	7	2
ML Totals		42	47	4.04	140	128	3	1	3	741.0	794	374	333	68	20	204	11	545	13	6

CAREER TRANSACTIONS

2006 — Selected by the Arizona Diamondbacks organization in the 2nd round of the First-Year Player Draft. **2007** — Traded to the Oakland Athletics with pitchers Dana Eveland and Greg Smith, infielder Chris Carter and outfielders Aaron Cunningham and Carlos Gonzalez for pitchers Dan Haren and Connor Robertson, December 14. **2010** — On disabled list, April 25 to May 28; included rehabilitation assignment to Sacramento, May 24 to 28. On disabled list, June 4 to July 29; included rehabilitation assignments to Arizona A's, July 9 to 19, and Sacramento, July 20 to 29. **2011** — On disabled list, June 7 to November 1. **2012** — On disabled list, March 13 to August 19; included rehabilitation assignment to Stockton, July 21 to 25, and Sacramento, July 26 to August 19. **2013** — On the disabled list, May 1 to Aug. 27; included rehabilitation assignments to Midland, May 10 to 28, Sacramento, Aug. 17 to 21, and Stockton, Aug. 22 to 27. Traded to the Colorado Rockies with cash for pitchers Chris Jensen and Drew Pomeranz, Dec. 10. **2014** — On the disabled list, April 14 to July 12; included rehabilitation assignment to Colorado Springs, July 2 to 12. On the disabled list, August 6 to end of season. Elected free agency (club declined option), November 1. Signed by the Los Angeles Dodgers, December 30. **2015** — Elected free agency, November 2; accepted qualifying offer, November 13. **2016** — On the disabled list, April 3 to Aug. 13; included rehabilitation assignments to Rancho Cucamonga, July 28 to Aug. 7, and Oklahoma City, August 8 to 13. On the disabled list, August 21 to September 21; included rehabilitation assignments to Rancho Cucamonga, September 3 to 15, and Oklahoma City, September 16 to 19. Elected free agency, November 3. **2017** — Signed by the Chicago Cubs, January 26. On the disabled list, May 7 to July 25; included rehabilitation assignment to Tennessee, June 25 to July 23. Released, July 31. Signed by the Toronto Blue Jays to a minor league contract, August 15. Elected free agency, November 2. **2018** — Signed by the Oakland Athletics to a minor league contract, March 19.

DIVISION SERIES RECORD

Year	Club/Opp.	W	L	ERA	G	GS	CG	SHO	SV	IP	H	R	ER	HR	HB	BB	IBB	SO	WP	BK
2012	OAK vs. DET	1	0	0.00	1	1	0	0	0	6.0	2	0	0	0	0	2	0	6	0	0
2013	OAK vs. DET	0	0	27.00	1	0	0	0	0	0.1	1	1	1	0	0	1	0	1	1	0
2015	LAD vs. NYM	0	1	18.00	1	1	0	0	0	3.0	7	6	6	1	0	0	0	3	0	0
Totals		1	1	6.75	3	2	0	0	0	9.1	10	7	7	1	0	3	0	10	1	0

ANDERSON'S CAREER BESTS

Low Hit Complete Game: 2, July 6, 2009 at Boston

Innings Pitched: 9.0 (twice), last: May 5, 2011 vs. Cleveland. As reliever: 5.1, April 29, 2013 vs. Los Angeles (AL)

Strikeouts: 10 (three times), June 26, 2015 at Miami, April 7, 2013 at Houston; September 18, 2009 vs. Cleveland. As reliever: 5, April 29, 2013 vs. Los Angeles (AL)

Longest Winning Streak: 4 (three times), last: August 21 to September 8, 2012

Longest Losing Streak: 6, April 13, 2013 to July 13, 2014

Longest Scoreless Streak: 23.0, July 6 to 24, 2009

**INFIELDER****Height/Weight:** 5-10 / 196**Bats/Throws:** Right / Right**Birthdate:** February 27, 1996**Opening Day Age:** 22**Birthplace/Resides:** Caracas, Venezuela / Caracas, Venezuela**Major League Service:** 45 days**Obtained:** Acquired from Toronto with Brett Lawrie, Kendall Graveman and Sean Nolin for Josh Donaldson, November 28, 2014**Contract Status:** First year of a one-year contract through 2018**CAREER HIGHLIGHTS**

Was one of four players acquired from Toronto in the Josh Donaldson trade following the 2014 season and made his Major League debut last year, batting .197 with two home runs and six RBI in 25 games...is a .292 (527-for-1803) hitter with 49 home runs, 241 RBI and 92 stolen bases in 456 games in five seasons in the minors...has appeared in 379 games at shortstop and 58 at second base...all of his games at second have come over the last two seasons...was named the A's Top Prospect by *Baseball America* following the 2015 and 2016 seasons and the number two prospect following 2017...the magazine tabbed him a High Class-A All-Star following the 2015 season and named him Short-Season Player of the Year and the Top Prospect in the Northwest League following the 2014 season...was a Texas League Postseason All-Star in 2016...made his professional debut in 2013 at the age of 17 and won the R. Howard Webster Award as team MVP for the GCL Blue Jays.

2017 HIGHLIGHTS

Batted .197 with a double, two triples, two home runs and six RBI in 25 games over two stints with Oakland in his Major League debut...also hit .290 with 15 home runs and 54 RBI in 111 games with Triple-A Nashville...struck out 33 times in 76 plate appearances with the A's and his average of 2.30 plate appearances per strikeout was fourth lowest in Oakland history among players with 75 or more plate appearances...fanned 141 times with the Sounds for a total of 174 strikeouts in 586 plate appearances (3.37 plate appearances per strikeout)...with the A's, he hit .245 (12-for-49) against right-handed pitchers, .091 (2-for-22) against left-handers...had all five of his extra base hits against righties for a .469 slugging percentage...batted .235 during the day, .100 at night...went 2-for-17 (.118) with runners in scoring position...started nine games at shortstop and seven at second base...committed three errors as a shortstop (.942 fielding percentage) and one as a second baseman (.971)...was recalled from Nashville June 24 and made his ML debut that day at Chicago (AL)...went 2-for-5 in a start at second base...at the age of 21 years, 117 days, he became the youngest non-pitcher to make his debut for the A's since Eric Chavez debuted on Sept. 8, 1998 at 20 years, 275 days...struck out in his first at bat but then hit a two-run home run off James Shields in the third inning for his first ML hit...became the fifth player in Oakland history to homer in his ML debut (Tom Wilson, 2001; Scott Brosius, 1991; Terry Steinbach, 1986; Joe Keough, 1968)...is the youngest Athletic to homer since Jose Canseco on Sept. 28, 1985 (21 years, 88 days)...had two more hits the next day against the White Sox to become the first Athletic to start his career with back-to-back multiple hit games since Ramon Hernandez had three straight from June 29-July 1, 1999...stole his first base July 2 against Atlanta...had his first career walk-off hit July 4 against Chicago (AL), a home run off Tommy Kahnle...is the youngest Athletic with a walk-off home since Jimmie Foxx did it at age 20 on May 14, 1928 against Cleveland (source: Elias Sports Bureau)...was batting .190 with two home runs and four RBI in 11 games when he was optioned to Nashville July 8...returned to Oakland when rosters expanded Sept. 1 and hit .207 with two RBI in 14 games during his second stint...made six starts (four at second base, two at shortstop)...was named the A's number two prospect by *Baseball America* following the season.

NASHVILLE: Had minor league career highs in home runs (15), extra base hits (41) and strikeouts (141) and matched his best in hits (136) and triples (7)...the strikeouts tied for fifth most in the Pacific Coast League...tied for third in the A's farm system in triples, tied for fifth in hits, ranked sixth in batting (.290) and slugging (.456), tied for sixth in total bases (214), tied for seventh in

stolen bases (15) and tied for ninth in home runs...hit .297 (114-for-384) with 14 of his 15 home runs against right-handed pitching, .259 (22-for-85) against left-handers...slugged 12 of his 15 home runs on the road...six came in the first inning...batted .332 in 51 games in the leadoff spot, .311 with runners in scoring position, .309 when leading off an inning and .301 at night...appeared in 83 games at shortstop and 25 games at second base...led PCL shortstops with 18 errors (.950 fielding percentage)...also made three errors as a second baseman (.969)...batted in every spot in the order except fourth and sixth...was a perfect 4-for-4 April 20 at Oklahoma City, his first of three four-hit games (Aug. 17 at Memphis and Aug. 25 vs. Round Rock)...batted .333 with 15 RBI in 22 games in April...then hit safely in his first 11 games in May for his longest hitting streak of the season (15-for-47, .319)...struck out in 28 consecutive games from May 9 to June 11 (46 strikeouts total)...drew just two walks over that stretch...drove in a season-high five runs May 18 at Fresno...was hitting .303 entering a May 28 doubleheader against Colorado Springs but that would be his last day over .300 as he went 1-for-6 in the twin bill to fall to .299...had a ninth inning grand slam and drove in four runs in a 5-2 win at Iowa June 1...was 0-for-5 with a season-high four strikeouts June 6 at Omaha...his averaged slipped to .268 on June 14 and he was batting .281 with eight home runs and 32 RBI in 68 games when he was promoted to Oakland for the first time June 24...returned to Nashville July 9 and hit .304 with seven home runs and 22 RBI over his final 43 games...had six straight multiple hit games from July 29 to Aug. 5 (14-for-26, .538)...had two two-steal games in 2017 and they came in back-to-back contests against Round Rock on Aug. 25 and 26...stole eight bases in 25 games in August and hit .349 with 17 RBI.

CAREER

2016—Was named to the Texas League Midseason and Postseason All-Star Teams after batting .281 with 10 home runs and 50 RBI in 119 games with Double-A Midland...tied for fourth in the TL in hits (130), tied for fifth in runs (63), ranked sixth in batting and 10th in on-base percentage (.340)...stole 30 bases, which ranked third, but was caught stealing 15 times, which led the league...also went 6-for-17 (.353) with a home run and three RBI in four games with Triple-A Nashville and combined to hit .284 with 11 home runs and 53 RBI in 123 games overall...was named the A's Top Prospect by *Baseball America* following the season...had career highs in hits (136), doubles (25), walks (36), stolen bases (30), games and at bats (479) and matched his best in runs (65)...led the A's farm system in steals, ranked fifth in batting, sixth in hits, eighth in total bases (202) and tied for 10th in runs, slugging (.422) and on-base percentage (.342)...batted .286 against left-handed pitching compared to .283 with 10 of his 11 home runs against right-handers...had a .297 average with runners in scoring position, but that mark dropped to .212 with RISP and two outs...hit .236 during the first half of the TL season, .337 in the second half...hit .389 in the ninth inning...committed a career-low 19 errors...15 of those came as a shortstop at Midland, which were the most among TL shortstops...appeared in 85 games overall at shortstop (.953 fielding percentage) and also made four errors in 33 games at second base (.972)...hit in every spot in the order except third and fourth...saw his most action batting leadoff, where he hit .303 with a .357 on-base percentage in 54 games...got off to a slow start as he batted just .140 with a home run and three RBI over his first 13 games...then hit .435 over his next 10 contests to boost his average 141 points to .281 on May 2...stole two bases April 28 at Corpus Christi, one of five two-steal games on the season...batted .189 in 28 games in May...his average had fallen to .229 entering play on June 14 but he went 69-for-200 (.345) over his next 52 games to boost his average to .282...started at second base for the Southern Division All-Stars in the TL All-Star Game on June 28 at Springfield and went 1-for-2 with a double and a stolen base...was named TL Player of the Week Aug. 1 after going 10-for-20 (.500) with five runs, three doubles, a triple, two home runs and five RBI in five games...finished July with a .423 batting average in 19 games...had a season-best 11-game hitting streak from Aug. 11-23 (18-for-45, .400)...was transferred to Nashville Aug. 31 and went 6-for-17 (.353) in four regular season games...then hit .421 (8-for-19) with six runs scored, three doubles, two triples, a home run, four RBI and three walks in five postseason games for the Sounds, all at shortstop...played for Mesa in the Arizona Fall League following the season and hit .261 with six doubles and eight RBI in 21 games...ranked third in the AFL in at bats (88)...had a 4-for-4 performance Oct. 18 against Scottsdale...started at shortstop for the East in the AFL Fall-Stars Game on Nov. 5 and went 0-for-2.

2015—Batted .302 with 13 home runs and 47 RBI in 90 games with Single-A Stockton and was

named a High Class-A All-Star by *Baseball America*...added 22 doubles and three triples for a .500 slugging percentage...missed a month and a half of the season with a strained right wrist but had a career high in slugging...ranked second in the A's farm system in slugging, fourth in batting and tied for eighth in home runs...hit .352 against left-handed pitching compared to .284 against right-handers...had a 1.009 OPS against lefties...batted .271 with six home runs and 30 RBI in 64 games in the first half. .367 with seven home runs and 17 RBI in 26 games in the second half...had a 1.025 OPS in the second half...hit .326 with 10 of his 13 home runs at home...batted .447 during the day...appeared exclusively at shortstop on defense and committed 34 errors in 86 games for a .911 fielding percentage...led California League shortstops in errors...hit in every spot in the order except fourth and fifth...batted .326 with 10 doubles, three home runs and 16 RBI in 27 games in May...went 3-for-4 with two home runs and five RBI May 18 against Modesto...had his first four-hit game of the season June 14 at Rancho Cucamonga to begin a season-ending 33-game stretch where he hit .393 with eight home runs and 20 RBI...had a season-high 11-game hitting streak from July 3 to 13...went 21-for-44 (.477) with six multiple hit games during the streak, which ended with an 0-for-6 performance July 15...hit safely in his final seven games after that (11-for-31, .355)...matched his season high with four hits July 13 against Lake Elsinore...connected for his second two-homer game of the season July 19 against Bakersfield...had six home runs in 69 games over the first three months of the season...then hit .375 with six home runs and 14 RBI in 19 games in July before going on the disabled list July 21 with a strained right wrist...was batting .298 when he went on the DL...was reinstated Sept. 5 and went 1-for-4 in his first game back to fall to .297...then went 3-for-5 with a home run and two RBI in the final regular season game Sept. 7 against Modesto to finish the year with a .302 batting average...hit .375 (3-for-8) with a double and a RBI in three postseason contests for the Ports...was rated as the top prospect in the A's system and the number two prospect in the California League by *Baseball America* following the season...played for Zulia in the Venezuelan Winter League and batted .183 with two home runs and 14 RBI in 35 games.

2014—Began the season in extended spring training and joined Vancouver of the Short-Season Single-A Northwest League when the season opened in June...was named the Top Prospect in the Northwest League and the Short-Season Player of the Year by *Baseball America* after batting a career-high .311 with six home runs and a career-high 61 RBI in 73 games...also had bests in runs (65), hit by pitches (10) and on-base percentage (.384)...led the league in hits (90), runs, RBI and total bases (139), tied for the lead in doubles (23) and games, ranked third in stolen bases (29), extra base hits (33) and at bats (289), tied for fourth in triples (4), sixth in slugging (.481), eighth in strikeouts (64), ninth in on-base percentage and 10th in batting...was named to the Northwest League Midseason All-Star Team...his 65 runs scored led all Short Season players and his 90 hits and 23 doubles tied for the most...batted .315 against right-handed pitchers, .300 against left-handers...hit .380 with runners in scoring position...had a .447 batting average and a .490 on-base percentage when leading off an inning...appeared exclusively at shortstop on defense and led NL shortstops in games (68), total chances (298) and putouts (91) while tying for the lead in double plays (38)...committed 26 errors for a .913 fielding percentage...went 4-for-4 on Opening Day, June 13 at Salem-Keizer, his first of four four-hit games...went 12-for-21 (.571) in the season-opening five-game series against the Volcanoes...hit .333 in 17 games in June...had a season-high 10-game hitting streak from July 5 to 15 (14-for-40, .350)...had 30 RBI in 30 games in July...connected for his lone two homer game of the season Aug. 2 at Boise...batted .324 and stole 15 bases in 26 games in August...went 5-for-18 (.278) with a RBI in four postseason games for the Canadians...was rated as the Blue Jays fifth best prospect by *Baseball America* following the season.

2013—Made his professional debut with the Blue Jays affiliate in the Gulf Coast Rookie League and hit .299 with four home runs and 19 RBI in 44 games...was promoted to Bluefield of the Rookie Appalachian League Aug. 16 and batted .204 with seven RBI in 15 games...combined for a .276 batting average in 59 games overall...had a career-high seven triples...won the R. Howard Webster Award for the GCL Blue Jays...the award is given annually to the Most Valuable Player at each of the Jays farm teams...led the GCL in extra-base hits (26) and slugging percentage (.529), tied for second in doubles (16) and triples (6) and ranked fourth in total bases (92)...appeared exclusively at shortstop on defense where he committed 28 errors in 57 games for a .888 fielding percentage...went 2-for-5 with a double and two RBI in his debut June 22 against the Phillies...

had his first career two-homer game Aug. 10 against the Phillies...finished the GCL portion of his campaign with an 11-game hitting streak and then hit safely in his first three games with Bluefield for a 14-game hitting streak overall (22-for-56, .393)...hit .625 (5-for-8) with three RBI in two postseason games for Bluefield...was rated as the Blue Jays fifth best prospect by *Baseball America* following the season.

PERSONAL/MISCELLANEOUS

Franklin Jose Barreto (Rojas) was originally signed by Blue Jays scouts Ismael Cruz, Luis Marquez and Rafael Moncada.

LIFETIME PLAYING RECORD

Year	Club	AVG.	G	AB	R	H	2B	3B	HR	RBI	SH	SF	HP	BB	SO	SB	CS	SLG	OBP	E
2013	GCL Blue Jays	.299	44	174	30	52	16	6	4	19	1	0	6	13	42	10	4	.529	.368	19
	Bluefield	.204	15	54	4	11	5	1	0	7	0	0	2	2	14	0	2	.333	.259	9
2014	Vancouver	.311	73	289	65	90	23	4	6	61	0	3	10	26	64	29	5	.481	.384	26
2015	Stockton	.302	90	338	50	102	22	3	13	47	1	6	4	15	67	8	3	.500	.333	34
2016	Midland	.281	119	462	63	130	25	3	10	50	1	2	6	36	90	30	15	.413	.340	19
	Nashville	.353	4	17	2	6	0	1	1	3	0	0	1	0	4	0	2	.647	.389	0
2017	Nashville	.290	111	469	63	136	19	7	15	54	3	2	9	27	141	15	8	.456	.339	21
	OAKLAND	.197	25	71	10	14	1	2	2	6	0	0	0	5	33	2	0	.352	.250	4
ML Totals		.197	25	71	10	14	1	2	2	6	0	0	0	5	33	2	0	.352	.250	4
Minor League Totals		.292	456	1803	277	527	110	25	49	241	6	13	38	119	422	92	39	.463	.347	128

CAREER TRANSACTIONS

2012 — Signed by the Toronto Blue Jays as a non-drafted free agent, July 2. **2014** — Traded to the Oakland Athletics with pitchers Kendall Graveman and Sean Nolin and infielder Brett Lawrie for infielder Josh Donaldson, November 28.

BARRETO'S CAREER BESTS

Hits: 2 (four times), last: September 9, 2017 vs. Houston
Home Runs: 1 (twice), last: July 4, 2017 vs. Chicago (AL)
Runs Batted In: 2 (twice), last: July 4, 2017 vs. Chicago (AL)
Stolen Bases: 1 (twice), last: July 5, 2017 vs. Chicago (AL)
Hitting Streak: 2 (three times), last: September 9-12, 2017
Hitless Streak (At Bats): 14, June 25 to July 1, 2017
Game Ending RBI: 1, July 4, 2017 vs. Chicago-AL (home run)
Grand Slams: None
Pinch-Hit Home Runs: None
Inside-The-Park Home Runs: None
Lead Off Home Runs: None

A'S 2017 AT A GLANCE

Season High.....	10-8 (April 22)	First Game of Series.....	20-32	Commit 1 or More Errors.....	30-51
Season Low.....	58-80 (Sept. 5)	Last Game of Series.....	24-28	More HR Than Opp.....	50-19
April.....	11-14	A's Score First.....	45-32	Fewer HR Than Opp.....	7-42
May.....	12-15	Opponent Scores First.....	30-55	Same Total HR of Opp.....	18-26
June.....	12-16	Leading After 7th.....	59-8	Starter Pitches 7 or More.....	18-10
July.....	12-14	Leading After 8th.....	64-5	Starter Pitches Less Than 7.....	57-77
August.....	11-16	Tied After 7th.....	6-6	When Scoring 4 or More.....	61-35
September.....	16-12	Tied After 8th.....	7-9	When Scoring Less Than 4.....	14-52
Home Series.....	13-9-4	Trailing After 7th.....	10-73	Last At Bat.....	16-17
Road Series.....	5-18-3	Trailing After 8th.....	4-73	Replay Challenges.....	17-16
Series Sweeps.....	7-10	Commit No Errors.....	45-36	Different Lineups.....	140

**RIGHT-HANDED PITCHER****Height/Weight:** 6-5 / 220**Bats/Throws:** Right / Right**Birthdate:** February 22, 1989**Opening Day Age:** 29**Birthplace/Resides:** Toledo, Ohio / Curtice, Ohio**Major League Service:** 2 years, 70 days**Obtained:** Acquired from the Chicago White Sox with Josh Phegley, Rangel Ravelo and Marcus Semien for Jeff Samardzija and Michael Ynoa, December 9, 2014**Contract Status:** First year of a one-year contract through 2018**CAREER HIGHLIGHTS**

Is 2-11 with a 4.13 ERA in 29 games, including 23 starts, in three seasons in the majors with the White Sox (2014) and the A's (2015-16)...did not pitch in the majors last year following May 6, 2016 "Tommy John" surgery...was limited to 24 games in the minors in 2017...15 of those came in relief after making just 10 relief appearances combined in the majors and minors over his previous four seasons...was originally drafted by Chicago (AL) in 2011 and was dealt to Oakland following the 2014 season...has a 28-20 record, five saves and a 3.35 ERA (163 er in 437.2 ip) in 133 games, 63 starts, in six seasons in the minors...pitched for Glendale in the Arizona Fall League following the 2013 and 2014 seasons...led the White Sox farm system with 138 strikeouts in 2013.

2017 HIGHLIGHTS

Began the season on Oakland's disabled list as he continued his recovery from May 6, 2016 UCL reconstruction surgery and spent the entire season in the minors...went 0-1 with a 2.77 ERA in seven games, all starts, with Single-A Stockton and 4-2 with a 6.21 ERA in 17 games, two starts, with Triple-A Nashville...combined for a 5-3 record and a 5.33 ERA in 24 games, nine starts, overall...allowed a .260 opponents batting average, including .243 (26-for-107) against right-handed hitters compared to .282 (24-for-85) against left-handers...surrendered three home runs in 50.2 innings, an average of 0.53 per nine innings...all three of his home runs came with runners on base...yielded a .341 average with runners in scoring position, but that dropped to .167 with RISP and two outs...opponents hit .174 with a .269 on-base percentage when leading off an inning... was 1-2 with a 4.37 ERA in his nine starting assignments, 3-1 with a 6.11 ERA in 15 relief appearances...tossed at least two innings in 10 of his 15 relief outings...allowed 2-of-9 (22.2%) inherited runners to score...began his rehab assignment with Stockton April 29 and did not allow a run in two starts with the Ports (7.0 ip) before he was moved up to Nashville May 8...allowed four runs on five hits and season-high four walks in 4.0 innings of relief the next day against El Paso but struck out a season-high six...then tossed a season-high 5.0 shutout innings for the win in a start at Fresno May 15...yielded a season-high seven runs on a season-high seven hits in his next start May 20 at Sacramento and was 1-1 with a 4.79 ERA in five games overall when his rehab assignment was halted May 24...resumed pitching June 28 back at Stockton and had four scoreless outings (4.2 ip) before allowing four runs on six hits in 1.1 innings in a loss to Inland Empire July 12... was moved up to Nashville July 16 and pitched in relief...made three more rehab appearances before he was reinstated from the DL and optioned to Nashville July 25...spent the remainder of the season pitching in relief, posting a 5.12 ERA in 11 appearances following his option...did not allow a run in five of his last seven outings (1.93 ERA).

CAREER

2016—Was on the A's Opening Day roster and went 0-2 with a 6.11 ERA in five starts before going on the disabled list April 29 with an elbow injury...had UCL reconstruction surgery on May 6 and missed the remainder of the season...is now 1-10 with a 4.18 ERA in 23 games (18 starts) in two seasons with Oakland...surrendered five home runs in 28.0 innings after yielding five home runs in 86.0 innings in 2015...allowed a .294 opponents batting average, which included .210 against left-handed hitters compared to .386 against right-handers...had a .661 OPS against lefties, 1.067 against righties...received two runs of support or fewer in each of his five starts and averaged 2.89 runs of support per game...has two runs of support or fewer in 19 of his 23 career starts and his career RSA as a starter is 2.52 (37 rs in 132.0 ip)...compiled a 4.38 ERA in Oakland

and a 7.47 ERA in the road...in two seasons with the A's, he is 1-5 with a 2.72 ERA (18 er in 59.2 ip) in 11 games in Oakland compared to 0-5 with a 5.80 ERA (35 er in 54.1 ip) in 12 games on the road...made four of his five starts during the day and has made 11 of his 23 career starts in day games...the A's were 2-3 (.400) in his five starting assignments and are 5-13 (.278) when he starts in his career...tossed 7.0 innings in back-to-back starts April 10 at Seattle and April 17 against Kansas City...allowed one unearned run against the Mariners and two runs against the Royals but had a no decision in each contest, both A's wins...issued a career-high tying five walks in the start against Seattle and tossed a career-high 114 pitches against Kansas City...allowed a career-high seven runs on a career-high 10 hits in just 3.2 innings in his final start April 28 at Detroit...took the loss to extend his losing streak to a career-high six games dating back to Aug. 21, 2015...has a 6.10 ERA (35 er in 51.2 ip) and .307 (67-for-218) opponents batting average during the losing streak, which spans 10 starts...was placed on the disabled list April 29 and had surgery on his elbow May 6 at Beacon Orthopedics in Cincinnati...the surgery was performed by Dr. Timothy Kremchek and involved an ulnar collateral ligament reconstruction with an ipsilateral palmaris longus graft.

2015—Split his first season in the A's organization between Oakland and Triple-A Nashville...went 1-8 despite a 3.56 ERA and .244 opponents batting average in 18 games, including 13 starts, over four stints with the A's...his .111 winning percentage was the lowest in the majors among pitchers with at least 10 games started...it tied for fourth lowest in Oakland history among pitchers with at least 10 starts, but was the lowest among pitchers with an ERA under 5.00...the last Major League pitcher with at least 10 starts, an ERA under 3.75 and a winning percentage of .111 or less was Zane Smith, who went 1-13 (.071) with a 3.49 ERA in 48 games, including 17 starts, for the Braves and Expos in 1989...no American League pitcher has done it since 1968 when Rickey Clark (1-11, 3.53 ERA with California) and Fred Talbot (1-9, 3.36 ERA with New York) both did it...received one run of support or fewer in nine of his 13 starts and his season run support average as a starter was 2.15...his overall run support of 3.14 was fifth lowest in the AL among pitchers with 81 or more innings pitched...surrendered just five home runs in 86.0 innings for an average of 0.52 home runs per nine innings...that ranked third best in the AL among pitchers with at least 81.0 innings...had a .244 opponents batting average, including .217 against lefties and .279 against righties...went 1-5 with a 2.28 ERA and .218 opponents batting average in nine games in Oakland, 0-3 with a 5.12 ERA and .274 opponents average in nine games on the road...was 1-8 with a 3.58 ERA and .258 opponents average in his 13 starts...had no decisions, a 3.38 ERA and .135 opponents average in five relief appearances...walked 21 batters in 75.1 innings as a starter (2.51 per nine innings), nine in 10.2 innings in relief (7.59)...allowed 1-of-2 (50.0%) inherited runners to score and first batters faced were 0-for-3 with a walk and hit by pitch...had a 7.62 ERA and .379 opponents batting average in the first inning compared to a 2.84 ERA and .214 opponents average from the second inning on...was 0-4 with a 5.21 ERA in 10 games against AL West competition, 1-4 with a 2.25 ERA in eight games against all other teams...walked two batters or fewer in 11 of his 13 starts...began the season at Nashville and was recalled by Oakland April 23...pitched exclusively in relief during his first stint and logged a 3.38 ERA in five relief appearances before he was optioned back to Nashville May 10...returned June 30 and went 0-2 with a 2.53 ERA in two starts before he was sent back to Nashville following his start July 5...was called up a third time July 11 and allowed two runs in 6.1 innings in a no decision that day at Cleveland...was optioned back to Nashville the next day with the All-Star Break approaching...returned for good July 25 and went 1-6 with a 3.86 ERA over his final 10 starts...went 0-4 with a 3.00 ERA over his first five starts from June 30 to July 30...tossed at least five innings and allowed three runs or fewer in each of those starts to become the sixth pitcher in Oakland history to toss at least five innings and allow three runs or fewer in five consecutive games without recording a win (last: Vin Mazzaro, Aug. 3-26, 2010)...is the only one of those six pitchers with four losses during their streak...combined with Fernando Rodriguez and Fernando Abad on a seven-hit shutout in the A's 5-0 win over Baltimore Aug. 4 in Oakland for his first and only win as an Athletic...it was part of a career-high 18.0-inning scoreless streak...struck out a career-high 10 batters in 6.2 innings Aug. 9 against Houston but had a no decision in the A's 5-4 win...tossed a career-high 8.0 innings Aug. 15 at Baltimore but had a no decision in a 4-3 loss...did not pitch from Aug. 27 to Sept. 23 due to a strained right shoulder...then started three of the A's final 10 games and went 0-2 with a 7.82 ERA...went 2-7 with a 3.65 ERA and .230 opponents batting average in 13 games, including 10 starts, in his Triple-A debut with Nashville...allowed just one home run in 69.0 innings and that

came to the third batter he faced in his first start...his .230 opponents batting average included a .228 mark against left-handed hitters compared to .231 against right-handers...went 2-3 with a 2.27 ERA and .220 opponents batting average in eight games at home...was 1-1 with a 3.00 ERA in his three relief appearances and 1-6 with a 3.79 ERA in 10 starts...was 1-1 with a 3.38 ERA in three games before his April 23 promotion to Oakland...went 1-5 with a 3.83 ERA in nine games following his May 11 option...struck out a season-high 11 batters in 6.0 innings June 3 against Salt Lake...tossed a six-inning complete game June 8 at New Orleans.

2014—Made his Major League debut with the Chicago White Sox, going 1-1 with a 3.94 ERA in six games, five starts...did not allow a home run in 29.2 innings...allowed just eight extra base hits, all doubles, for a .353 opponents slugging percentage...opponents hit .286, including .250 by right-handed hitters compared to .317 by left-handers...yielded a .167 batting average with runners in scoring position and two outs...was selected from Double-A Birmingham Aug. 30 and made his debut with a start that day in the second game of a doubleheader against Detroit...was the losing pitcher in the White Sox 8-4 loss (6.1 ip, 7 h, 5 r, 5 er, 4 bb, 4 so)...faced Kyle Ryan, who also made his debut, marking the second game in White Sox history to feature two starting pitchers making their ML debut (also Sept. 21, 1963 at Detroit; Fritz Ackley vs. Denny McClain)...was optioned to Triple-A Charlotte following the game but returned to Chicago Sept. 2...made his only relief appearance in his first game following his return at Minnesota Sept. 3 (1.0 ip, 2 h, 1 r, 1 er, 1 bb, 2 so)...finished the season with four starts, including his first win Sept. 22 at Detroit when he combined with Jake Petricka on a 2-0 six-hit shutout...tossed 7.2 innings and allowed six of the hits...began the season on the disabled list at Double-A Birmingham with a broken right finger and missed the first three and one-half months of the season...had a three-game rehab assignment with the White Sox affiliate in the Arizona Rookie League July 12 and was reinstated from the DL and sent to Birmingham July 26...combined for a 3-1 record and a 2.08 ERA in nine games, eight starts, with the two clubs...struck out 49 in 43.1 innings, an average of 10.18 per nine innings...surrendered just two home runs...allowed a .217 opponents batting average, including .163 against right-handed hitters compared to .280 against left-handers...opponents batted .191 with runners in scoring position...was named Southern League Pitcher of the Week for the week of Aug. 4-10 after picking up his first win with 6.0 shutout innings Aug. 9 against Huntsville...struck out a season-high 11 and allowed just three hits...pitched for Glendale in the Arizona Fall League following the season and was named to the AFL Top Prospects Team after going 1-1 with a 0.69 ERA in six relief appearances...struck out 22 and walked just three in 13.0 innings while holding the opposition to a .184 batting average.

2013—Combined to go 11-4 with a 3.08 ERA and 138 strikeouts over 26 starts between Single-A Winston-Salem and Double-A Birmingham...ranked among White Sox organizational leaders in strikeouts (1st), ERA (4th), wins (t-5th) and innings pitched (7th)...had a 2.10 ERA in April and 1.76 in August...limited righties to a .197 average...struck out a season-high 10 batters June 29 at Frederick (6.0 ip)...was promoted to Birmingham July 16...helped guide the Barons to the Southern League Championship...went 2-0 with a 0.71 ERA over two starts in the SL playoffs...appeared in 10 games with the Glendale Desert Dogs of the Arizona Fall League, going 1-0 with a 0.90 ERA and nine strikeouts in 10.0 innings.

2012—Spent the season with Single-A Winston-Salem...led the Dash in appearances (38)...went 1-2 with a 2.98 ERA and four saves in 28 relief appearances, compared to 4-2 with a 4.25 ERA over 10 starts...held right-handers to a .200 average...lefties hit .257...posted a 1.75 ERA over his first 17 games of the season...struck out a season-high eight batters Aug. 22 at Lynchburg.

2011—Went a combined 3-1 with a 1.82 ERA and 41 strikeouts in 23 games with Advanced Rookie Bristol, Single-A Kannapolis and Winston-Salem...began the season with Bristol, making scoreless appearances in five of his first six games...was promoted to Winston-Salem July 8 and then sent to Kannapolis July 13...made five consecutive scoreless appearances from July 13 to 28 (8.2 ip).

PERSONAL/MISCELLANEOUS

Christopher M. Bassitt was originally signed by White Sox scout Phil Gulley...attended the University of Akron and earned All-Mid American Conference honors in 2011...graduated from Genoa

Area (Ohio) High School in 2007, where he earned all-league honors in baseball and basketball... helped lead the baseball team to consecutive league titles during his junior and senior seasons.

LIFETIME PITCHING RECORD

Year	Club	W	L	ERA	G	GS	CG	SHO	SV	IP	H	R	ER	HR	HB	BB	IBB	SO	WP	BK
2011	Bristol	0	0	1.08	6	0	0	0	0	8.1	9	1	1	0	0	2	0	11	0	0
	Winston-Salem	0	0	5.40	1	0	0	0	0	1.2	2	1	1	0	1	0	0	1	0	0
	Kannapolis	3	1	1.82	16	0	0	0	1	24.2	18	6	5	1	2	6	0	29	4	0
2012	Winston-Salem	5	4	3.66	38	10	0	0	4	91.0	74	45	37	6	4	54	1	75	3	0
	Winston-Salem	7	2	3.46	18	18	0	0	0	101.1	90	50	39	9	5	42	0	101	7	0
2013	Birmingham	4	2	2.27	8	8	0	0	0	47.2	35	16	12	2	4	17	0	37	1	0
	AZL White Sox	0	0	4.15	3	2	0	0	0	8.2	9	4	4	0	1	3	0	13	1	0
	Birmingham	3	1	1.56	6	6	0	0	0	34.2	26	10	6	2	2	14	0	36	0	0
2014	CHICAGO (AL)	1	1	3.94	6	5	0	0	0	29.2	34	13	13	0	3	13	1	21	0	0
	Nashville	2	7	3.65	13	10	1	0	0	69.0	59	30	28	1	3	19	0	70	3	1
	OAKLAND	1	8	3.56	18	13	0	0	0	86.0	78	36	34	5	9	30	0	64	5	0
2016	OAKLAND	0	2	6.11	5	5	0	0	0	28.0	35	20	19	5	0	14	0	23	2	0
	Stockton	0	1	2.77	7	7	0	0	0	13.0	9	4	4	0	0	4	0	14	0	0
2017	Stockton	4	2	6.21	17	2	0	0	0	37.2	41	26	26	3	4	16	0	31	0	0
	Nashville	4	2	6.21	17	2	0	0	0	37.2	41	26	26	3	4	16	0	31	0	0
ML Totals		2	11	4.13	29	23	0	0	0	143.2	147	69	66	10	12	57	1	108	7	0

CAREER TRANSACTIONS

2011 — Selected by the Chicago White Sox organization in the 16th round of the First-Year Player Draft. **2014** — Traded to the Oakland Athletics with catcher Josh Phegley and infielders Rangel Ravelo and Marcus Semien for pitchers Jeff Samardzija and Michael Ynoa, December 9. **2016** — On the disabled list, April 29 to October 6. **2017** — On the disabled list, March 30 to July 24; included rehabilitation assignments to Stockton, April 29 to May 7 and June 28 to July 15, and Nashville, May 8 to 23 and July 16 to 24.

BASSITT'S CAREER BESTS

Low Hit Complete Game: None

Innings Pitched: 8.0, August 15, 2015 at Baltimore. As reliever: 4.1, April 25, 2015 vs. Houston

Strikeouts: 10, August 9, 2015 vs. Houston. As reliever: 3 (twice), last: April 29, 2015 vs. Los Angeles (AL)

Pitches: 114, April 17, 2016 vs. Kansas City

Longest Winning Streak: 1 (twice), last: August 4, 2015

Longest Losing Streak: 6, August 21, 2015 to present

Longest Scoreless Streak: 18.0, July 30 to August 9, 2015

OAKLAND ATHLETICS DAY/NIGHT DOUBLEHEADERS

Date	Opponent	Site	Day Game	Night Game
August 10, 1971	Boston	Fenway Park	W, 6-5	W, 7-5
July 22, 1972	Boston	Fenway Park	W, 5-3	L, 0-3
July 17, 2000	Colorado	Coors Field	W, 11-10	L, 9-10 (10 inn.)
September 20, 2000	Baltimore	Camden Yards	L, 0-2	W, 4-0
August 27, 2011	Boston	Fenway Park	L, 3-9	L, 0-4
April 2, 2014	Cleveland	O.co Coliseum	W, 6-1	L, 4-6
May 7, 2016	Baltimore	Camden Yards	W, 8-4	L, 2-5

**RIGHT-HANDED PITCHER****Height/Weight:** 6-1 / 192**Bats/Throws:** Right / Right**Birthdate:** December 4, 1993**Opening Day Age:** 24**Birthplace/Resides:** Antioch, California / Glendale, Arizona**Major League Service:** 93 days**Obtained:** Acquired from the Seattle Mariners for Danny Valencia, November 12, 2016**Contract Status:** First year of a one-year contract through 2018**CAREER HIGHLIGHTS**

Made his Major League debut with Oakland in 2016 and went 3-1 with a 3.22 ERA in 10 starts before a right hand contusion ended his season Aug. 23...was originally selected by the Cubs as a supplemental pick following the first round of the 2012 draft but was traded twice in 2016... was sent to the Mariners prior to the trading deadline in the Mike Montgomery deal and was traded to the A's following the season for Danny Valencia...is 34-23 with a 3.21 ERA (177 er in 496.0 ip) in 105 games (99 starts) in six seasons in the minors...has never posted an ERA above 3.48...has surrendered just 28 home runs in 496.1 innings (0.51 per nine innings)...was named to Midseason All-Star Teams in the Pacific Coast League in 2017, the Southern League in 2016 and the Midwest League in 2014.

2017 HIGHLIGHTS

Made both his Triple-A and Major League debuts in 2017...spent the first three months of the season at Nashville where he went 5-6 with a 3.05 ERA in 15 games, including 14 starts...was promoted to Oakland July 1 and compiled a 3-1 record and a 3.22 ERA in 10 starts before a right hand contusion ended his season Aug. 23...struck out just 22 batters in 58.2 innings with the A's, an average of 3.38 per nine innings...that was the lowest mark in the majors among pitchers with 50 or more innings pitched...it was second lowest by an A's pitcher over the last 27 years (Saarloos, 2.99 in 2005)...went 1-1 with a 2.25 ERA and .212 opponents batting average over his first five starts through July 26...then went 2-0 despite a 4.39 ERA and .315 opponents average over his final five starts...allowed a .262 opponents batting average, including .225 (23-for-102) against left-handed hitters compared to .294 (35-for-119) against right-handers...yielded four of his five home runs to righties but issued 11 of his 16 walks to lefties...had a .585 OPS against lefties, .773 against righties...was 2-1 with a 1.47 ERA and .222 opponents batting average in five starts on the road compared to 1-0 with a 5.14 ERA and .301 opponents average in five starts at home...logged a 1.50 ERA over the first three innings of a game, a 5.02 ERA from the fourth inning on...opponents hit .133 with runners in scoring position and two outs...had a .212 opponents average the first time through the lineup, .294 after that...was 3-0 with a 2.84 ERA in five starts on four days rest, 0-1 with a 3.67 ERA in five starts on five days rest or more...allowed one run or fewer in five of his 10 starts and four runs or more four times...the A's were 6-4 (.600) in his starting assignments.

OAKLAND: Made his Major League debut July 1 against Atlanta and had a no decision in the A's 4-3 loss...allowed just one unearned run in 6.0 innings of work and retired 14 of the final 16 batters he faced...tossed a career-high 7.2 innings and allowed one run in the A's 7-4 victory at Seattle July 6 to earn his first ML win...walked one batter in each outing to become the first Athletics pitcher since at least 1913 to toss six or more innings, allow one run or fewer and walk one batter or fewer in each of his first two games...is the eighth Major Leaguer to do it...was charged with his first loss in a 7-5 decision at New York (NL) July 21...tossed seven scoreless innings and allowed just two hits July 26 at Toronto but had a no decision in the A's 3-2 loss...left after seven innings with a 2-0 lead but Casilla allowed three runs in the ninth for the blown save and loss...combined with Dull, Casilla and Treinen on a six-hit shutout in the A's 5-0 win at Los Angeles (AL) Aug. 5...tossed 6.2 innings and yielded five of the hits...did not walk a batter for the first time in his career...tossed 4.0 innings Aug. 16 against Kansas City to snap a career-opening streak of eight consecutive games of more than five innings pitched...that was the second longest such

streak in Oakland history to Willie Adams, who had a 10-game streak in 1996...tossed 4.0 scoreless innings in his final start Aug. 22 at Baltimore and left the game early with a right hand contusion...was placed on the 10-day disabled list Aug. 25 retroactive to Aug. 23 and missed the remainder of the season...was transferred to the 60-day DL Sept. 5.

NASHVILLE: Ranked second in the Pacific Coast League in ERA (3.05) and fourth in opponents batting average (.231) when he was promoted to Oakland July 1...was named to the PCL Midseason All-Star team...went 4-2 with a 1.84 ERA over his last eight starts after going 1-4 with a 4.54 ERA over his first seven games (six starts)...his opponents batting average included a .216 (33-for-153) mark against right-handed hitters compared to .247 (36-for-146) against left-handers...lefties had 24 of the 32 RBI against him...allowed a .321 batting average with runners in scoring position, including .400 with RISP and two outs...was 3-4 with a 3.80 ERA and .269 opponents batting average in nine games at home, 2-2 with a 2.08 ERA and .177 opponents average in six starts on the road...surrendered five of his six home runs at home...was 4-3 with a 2.54 ERA in 11 games at night, 1-3 with a 4.30 ERA in four starts during the day...compiled a 3.95 ERA over the first three innings of the game, a 2.09 ERA from the fourth inning on...struck out a season-high eight batters in back-to-back starts on April 15 against Colorado Springs and April 21 at Oklahoma City...picked up his first win April 28 against New Orleans and went 1-2 despite a 1.64 ERA and .195 opponents batting average in four starts in April...made his only relief appearance on May 8 against El Paso in a game started by Daniel Mengden on a rehab assignment...allowed three runs on four hits and two walks in 4.0 innings...put together consecutive wins for the only time on May 19 at Sacramento and May 24 against Omaha...tossed 6.0 scoreless innings against the River Cats (2 h, 2 bb, 4 so) and 7.0 scoreless innings against the Storm Chasers (5 h, 2 bb, 6 so) as part of a 14.0-inning scoreless streak from May 19 to 29...had the scoreless streak snapped when he allowed a season-high tying six runs on a season-high 10 hits in 5.0 innings on May 29 against Colorado Springs...finished May 2-3 with a 5.12 ERA in six games...threw a season-high 100 pitches June 9 against Memphis...walked a season-high four batters June 15 against Iowa...started the second game of a June 20 doubleheader against New Orleans and pitched a season-low 2.0 innings...compiled a 2-1 record and a 1.75 ERA in five starts in June.

CAREER

2016—Began the season at Double-A Tennessee in the Chicago Cubs organization and was 6-4 with a 3.17 ERA in 18 starts when he was traded to the Seattle Mariners organization July 20...was assigned to Double-A Jackson and went 3-1 with a 3.54 ERA in eight games (seven starts) with the Generals...combined for a 9-5 record and a 3.28 ERA in 26 games (25 starts) overall...surrendered just eight home runs in 143.0 innings, an average of 0.50 per nine innings...ranked fourth in the Southern League in fewest walks per nine innings (2.12), tied for fourth in games started, sixth in ERA and innings pitched and tied for eighth in wins...tied for the lead among SL pitchers with 40 total chances...was named to the SL Midseason All-Star Game after going 4-2 with a 2.53 ERA in 14 starts before the All-Star Break...went 5-3 with a 4.18 ERA in 13 games (12 starts) after the break...allowed a .256 opponents batting average, including .252 against right-handed pitchers compared to .259 against left-handers...opponents hit .217 with runners in scoring position...combined for a 3-2 record and a 4.50 ERA in 14 games (13 starts) in his home ballparks...was 6-3 with a 2.16 ERA in 12 starts on the road...went 1-for-15 (.067) with two strikeouts as a hitter with Jackson...allowed a run in his first inning of the season April 8 against Mobile...would not allow another earned run until the first inning on May 11 at Montgomery for a streak of 37.0 consecutive innings without an earned run...yielded five runs during the streak...did not allow a run in back-to-back starts on April 13 at Birmingham (6.0 ip) and April 18 against Montgomery (7.0 ip) and had a 22.0-inning scoreless streak from April 8 to 23...won three consecutive starts from April 13 to 23, his first of three three-game winning streaks...was named SL Pitcher of the Week for the week of April 18-24 after going 2-0 in two starts (15.0 ip, 9 h, 2 r, 0 er, 3 bb, 4 so)...went 3-0 with a 0.29 ERA and .210 opponents batting average in five starts in the month of April...the ERA was second lowest in all of the minor leagues in the first month of the season...allowed just three runs (one earned) and did not allow a home run in 31.0 innings...yielded three unearned runs in 7.0 innings in his first start of May to lower his season ERA to 0.24...his ERA stood at 0.96 over his first nine starts through May 22...then went 1-1 with a 6.45 ERA over his next four starts from May 27 to June 12, raising his ERA to 2.53...struck out a season-high seven batters June 2 against Jackson...won three straight starts from June 12 to July 1 (2.50 ERA)...

pitched for the North All-Stars in the Southern League All-Star Game on June 21 at Pearl, Miss. and retired the side in order in the third inning (2 so)...struck out a season-high tying seven batters in his final start with Tennessee July 18 at Montgomery...was traded to the Seattle Mariners with infielder Daniel Vogelbach for pitcher Mike Montgomery and minor league pitcher Jordan Pries, July 20...made his only relief appearance Aug. 15 against Biloxi, allowing two runs on three hits in 2.2 innings...combined on a four-hit shutout in a 9-0 win at Birmingham Aug. 20...logged 7.0 innings, allowed just one hit and struck out a season-high tying seven...tossed a season-high 8.1 innings in his final start on Aug. 30 at Biloxi and allowed a run on seven hits and no walks for the win...finished the regular season with a three-game winning streak as he went 3-0 with a 3.74 ERA in six games in the month of August...then went 1-0 with a 4.50 ERA (12.0 ip, 17 h, 6 r, 6 er, 2 bb, 6 so, 2 hr) in two postseason starts for Jackson...started and won Game 3 of the SL Championship Series to complete the Generals sweep of Mississippi for the SL Championship.

2015—Went 7-5 with a 3.11 ERA in 18 starts with Single-A Myrtle Beach in a season shortened by two stints on the disabled list...surrendered just three home runs in 89.2 innings, an average of 0.30 per nine innings...was 4-3 with a 4.66 ERA and .300 opponents batting average in 10 starts before the All-Star Break...then went 3-2 with a 1.31 ERA and .218 opponents average in eight starts after the break...allowed a .264 opponents batting average, including .263 by left-handed hitters and .265 by right-handers...opponents hit .250 with runners in scoring position... was 2-3 with a 2.01 ERA and .233 opponents batting average in 10 starts at home, 5-2 with a 4.46 ERA and .299 opponents average in eight starts on the road...had a 4.25 ERA in the first and second inning, a 1.18 ERA from innings three through five and a 9.00 ERA from the sixth inning on...the Pelicans won all six of his starts in which he had a no decision and they were 13-5 (.722) in his starting assignments...allowed one run or fewer in 10 of his starts and walked one batter or fewer 12 times...had a 12-start, 66.1-inning homerless streak from April 25 to Aug. 15...went 2-0 with a 2.53 ERA over a four-start stretch from May 16 to June 5...was placed on the disabled list June 12 with a sprained right ankle...was reinstated from the DL July 13 and did not allow a run in his first two starts following his return: July 13 against Carolina (3.0 ip) and July 19 against Salem (4.2 ip)...went 2-2 but did not allow an earned run in four of his first six starts following his return (0.55 ERA)...allowed just one run in four starts in July and was 1-1 with a 0.45 ERA...tossed 2.0 scoreless innings Aug. 29 against Wilmington and went on the DL the next day with a strained right forearm...missed the remainder of the season.

2014—Spent the entire season at Single-A Kane County and went 9-4 with a 3.23 ERA in 24 starts...the wins were a career high as were his seven hit batters...surrendered just six home runs in 117.0 innings, an average of 0.46 per nine innings...ranked second in the Cubs farm system and 10th in the Midwest League in ERA...also tied for 10th in the league in wins and was named to the MWL Midseason All-Star Team...allowed a .247 opponents batting average, including .244 against right-handed hitters compared to .249 against left-handers...led MWL pitchers in putouts (19)...the Cougars were 17-7 (.708) in his starting assignments...combined on a one-hit shutout in a 1-0, seven-inning win in the second game of a doubleheader at Bowling Green April 15...tossed six innings and allowed the only hit...that began a seven-start stretch from April 15 to May 22 where he allowed one run or fewer six times...was 5-1 with a 1.56 ERA over that span...compiled a 3-0 record and a 1.88 ERA in five starts in May...won three consecutive starts from June 24 to July 8...made one postseason start for Kane County and had a no decision (5.0 ip, 1 h, 7 so).

2013—Began the season in extended spring training and was assigned to Boise of the Short-Season Single-A Northwest League when its season started in June...went 2-3 with a 3.33 ERA in 13 games, including 12 starts, with the Hawks...struck out 38 but walked 29 in 46.0 innings...allowed a .241 opponents batting average, including .240 by right-handed hitters compared to .243 by left-handers...yielded a .167 average to batters leading off an inning...was 1-1 with a 1.42 ERA in five games (four starts) at home...was named NWL Pitcher of the Week the first week of the season (June 17-23)...did not have any decisions but did not allow an earned run in two starts (10.0 ip, 4 h, 1 r, 1 bb, 12 so)...did not allow an earned run in three starts in June (15.0 ip), but his only decisions was a loss...struck out 20 batters and walked just two in the month...went 1-0 with a 0.75 ERA in two postseason starts...struck out 17 batters and walked just one in 12.0 innings.

2012—Made his professional debut with the Cubs affiliate in the Arizona Rookie League and was 2-0 with a 3.48 ERA in nine games, including six starts...allowed a .284 opponents batting average, including .214 against left-handed hitters...yielded a .067 average with runners in scoring position and two outs...his debut came in a start on July 14 at the Padres (1.0 ip, 2 h, 1 r, 1 er)...his first win and strikeout came in his third appearance, which was in relief on July 24 against the Indians (2.0 ip, 1 h, 1 so)...made one postseason start and took the loss (3.0 ip, 4 h, 3 r, 3 er, 0 bb, 3 so) on Aug. 30 against the A's.

PERSONAL/MISCELLANEOUS

Paul Blackburn was originally signed by Cubs scout Scott Fairbanks...graduated from Heritage High School in Brentwood, Calif...went 8-3 with a 1.27 ERA as a senior and tossed his first career no-hitter against Deer Valley.

LIFETIME PITCHING RECORD

Year	Club	W	L	ERA	G	GS	CG	SHO	SV	IP	H	R	ER	HR	HB	BB	IBB	SO	WP	BK
2012	AZL Cubs	2	0	3.48	9	6	0	0	0	20.2	23	11	8	2	0	7	0	13	1	0
2013	Boise	2	3	3.33	13	12	0	0	0	46.0	41	26	17	3	1	29	0	38	3	0
2014	Kane County	9	4	3.23	24	24	0	0	0	117.0	108	48	42	6	7	31	0	75	6	0
2015	Myrtle Beach	7	5	3.11	18	18	0	0	0	89.2	89	36	31	3	6	22	0	63	6	0
2016	Tennessee	6	4	3.17	18	18	0	0	0	102.1	96	47	36	6	1	26	0	72	4	0
	Jackson	3	1	3.54	8	7	0	0	0	40.2	42	16	16	2	0	9	0	27	1	0
2017	Nashville	5	6	3.05	15	14	0	0	0	79.2	69	34	27	6	2	26	0	56	1	0
	OAKLAND	3	1	3.22	10	10	0	0	0	58.2	58	22	21	5	1	16	0	22	1	0
ML Totals		3	1	3.22	10	10	0	0	0	58.2	58	22	21	5	1	16	0	22	1	0

CAREER TRANSACTIONS

2012 — Selected by the Chicago Cubs organization as a supplemental pick following the first 1st round of the First-Year Player Draft (56th selection overall). **2016** — Traded to the Seattle Mariners with infielder Daniel Vogelbach for pitcher Mike Montgomery and minor league pitcher Jordan Pries, July 20. Traded to the Oakland Athletics for infielder Danny Valencia, November 12. **2017** — On the disabled list, August 23 to November 5.

BLACKBURN'S CAREER BESTS

Low Hit Complete Game: None

Innings Pitched: 7.2, July 6, 2017 at Seattle

Strikeouts: 4 (three times), last: July 31, 2017 vs. San Francisco

Pitches: 112, August 5, 2017 at Los Angeles (AL)

Longest Winning Streak: 2, July 31, 2017 to present

Longest Losing Streak: 1, July 21, 2017

Longest Scoreless Streak: 8.0, July 1 to 6, 2017

A'S PITCHERS CAREER HITTING

PITCHER	AVG	AB	R	H	2B	3B	HR	RBI	SH	SF	HP	BB	SO	SB	CS
Bassitt	.000	2	0	0	0	0	0	0	0	0	0	0	1	0	0
Blackburn	.000	3	0	0	0	0	0	0	0	0	0	0	2	0	0
Casilla	.250	4	0	1	0	0	0	1	0	0	0	1	1	0	0
Cotton	.000	2	0	0	0	0	0	0	0	0	0	0	1	0	0
Coulombe	.000	1	0	0	0	0	0	0	0	0	0	0	0	0	0
Gossett	.200	5	1	1	0	0	0	0	2	0	0	0	4	0	0
Graveman	.000	5	0	0	0	0	0	0	1	0	0	0	4	0	0
Hatcher	.083	12	0	1	0	0	0	1	0	0	0	2	6	0	0
Hendriks	.000	2	0	0	0	0	0	0	0	0	0	1	1	0	0
Manaea	.000	5	0	0	0	0	0	0	1	0	0	1	3	0	0
Mengden	.125	8	1	1	0	0	0	0	1	0	0	1	3	0	0
Pagan	.000	2	0	0	0	0	0	0	0	0	0	0	1	0	0
Petit	.051	118	6	6	0	0	0	3	7	0	0	3	49	0	0
Treinen	.071	14	0	1	0	0	0	0	4	0	0	1	9	0	0
Triggs	.000	2	0	0	0	0	0	0	0	0	0	0	2	0	0

**RIGHT-HANDED PITCHER****Height/Weight:** 6-5 / 175**Bats/Throws:** Right / Right**Birthdate:** March 16, 1995**Opening Day Age:** 23**Birthplace/Resides:** Memphis, Tennessee / Southaven, Mississippi**Major League Service:** None**Obtained:** Selected in the 14th round of the 2016 First-Year Player Draft**Contract Status:** First year of a one-year contract through 2018**NON-ROSTER INVITEE****CAREER HIGHLIGHTS**

Was the A's 14th round selection in the 2016 draft and has compiled a 3-7 record, 25 saves and a 3.24 ERA (30 er in 83.1 ip) in 62 relief appearances in two professional seasons...has allowed just three home runs in 83.1 innings, an average of 0.33 per nine innings...led the A's farm system and ranked second in the California League with 19 saves in 2017...pitched in the Arizona Fall League in 2017.

2017 HIGHLIGHTS

Spent the entire season at Single-A Stockton and was 1-5 with 19 saves and a 3.00 ERA in 44 relief appearances...led the A's farm system and ranked second in the California League in saves (21, Dylan Rheaume, SJ)...ranked second among Cal League relievers in opponents batting average (.205)...led the league in sacrifice hits allowed (7)...converted 19-of-20 (95.0%) save opportunities and allowed just 3-of-25 (12.0%) inherited runners to score...then logged a 2.54 ERA and 57.0 innings, an average of 0.32 per nine innings...allowed a .205 opponents batting average, including .167 (19-for-114) against right-handed hitters compared to .253 (23-for-91) against left-handers...yielded a .194 batting average with runners in scoring position, including .118 with RISP and two out...opponents hit .311 when leading off an inning...had a 3.45 ERA and surrendered both of his home runs in 19 games before the All-Star Break...then logged a 2.54 ERA and .180 opponents batting average after the break...converted each of his 11 save opportunities after the break and stranded all nine of his inherited runners...compiled a 0.65 ERA in the ninth inning, a 7.06 ERA in all other innings...posted a 3.58 ERA in 21 games at home, 2.45 in 23 contests on the road...tossed at least one inning in 42 of his 44 appearances...including eight games with two or more innings...pitched for Mesa in the Arizona Fall League following the season and was 2-0 with a save and a 1.59 ERA in nine relief appearances...struck out 16 batters in 11.1 innings (12.71 strikeouts per nine innings).

STOCKTON: Converted each of his first two save opportunities before he was charged with his first and only blown save of the season April 18 at Modesto...was successful in each of his final 17 save chances...did not allow an earned run in six games in April (8.2 ip, 3 r) and had a 0.00 ERA over his first eight games through May 4 (11.1 ip)...then allowed four runs in one inning May 9 against Lake Elsinore...surrendered both of his home runs over a six-game stretch from May 14 to June 2...did not allow a home run over his final 29 games and 33.2 innings...tossed a season-high 2.2 scoreless and hitless innings May 17 against Inland Empire but walked a season-high three batters...struck out a season-high three batters May 27 at Rancho Cucamonga...did not allow an earned run over a 10-game stretch from June 15 to July 18 (11.0 ip)...allowed a season-high five runs on a season-high tying four hits in 1.1 inning July 22 against Modesto...matched his season high with three strikeouts on July 31 against Inland Empire...had a seven-game, 7.1-inning scoreless streak from Aug. 2 to 18...logged a 1.50 ERA, a .190 opponents batting average, converted each of his seven save chances and stranded all eight of his inherited runners in 11 games in August...made one postseason appearance for the Ports (1.0 ip, 2 h, 2 r, 2 er, 2 bb, 1 so, 1 hr).

CAREER

2016—Began his professional career with Short-Season Single-A Vermont and had four saves and a 2.84 ERA in five appearances when he was promoted to Single-A Beloit July 21...was 2-2

with two saves and a 4.05 ERA in 13 relief outings with the Snappers and combined for a 2-2 record, six saves and a 3.76 ERA in 18 games overall...tied for eighth in the A's farm system in saves...surrendered just one home run in 26.1 innings...allowed a .297 opponents batting average, including .235 against right-handed hitters compared to .300 against left-handers...yielded six extra base hits (five doubles, one home run), all to left-handed hitters...opponents went 4-for-26 (.154) with no walks when leading off an inning and 0-for-9 with runners in scoring position and two outs...allowed just 1-of-10 (10.0%) inherited runners to score...converted 6-of-9 (66.7%) save opportunities...did not allow a run in three day games (5.1 ip)...did not allow a run in the eighth inning (8.2 ip)...tossed at least one inning in 17 of his 18 appearances...recorded his first save in his professional debut June 29 against Aberdeen (1.2 ip, 2 so)...had a save opportunity in each of his five games with the Lake Monsters and converted four of them...struck out a season-high four batters July 30 against Quad Cities...tossed a season-high 2.1 innings Aug. 3 against Kane County...did not allow a run or walk a batter over his final seven appearances beginning Aug. 14 (11.1 ip, 4 h, 11 so)...was credited with his first win Aug. 24 against Clinton when he matched his season high in innings (2.1 ip) and strikeouts (4).

PERSONAL/MISCELLANEOUS

Nolan Wallace Blackwood was originally signed by A's scout Kelcey Mucker...graduated from Southaven (MS) High School, where he led the Chargers to the 2013 state championship...played collegiately at Memphis where he set the program record for saves with 14 in 2015...also posted a 0.52 ERA that year and earned NCBWA second team All-America honors.

LIFETIME PITCHING RECORD

Year	Club	W	L	ERA	G	GS	CG	SHO	SV	IP	H	R	ER	HR	HB	BB	IBB	SO	WP	BK
2016	Vermont	0	0	2.84	5	0	0	0	4	6.1	6	3	2	0	1	1	0	5	0	0
	Beloit	2	2	4.05	13	0	0	0	2	20.0	21	9	9	1	0	5	1	20	0	0
2017	Stockton	1	5	3.00	44	0	0	0	19	57.0	42	25	19	2	4	18	2	48	2	0
Minor League Totals		3	7	3.24	62	0	0	0	25	83.1	69	37	30	3	5	24	3	73	2	0

CAREER TRANSACTIONS

2016 — Selected by the Oakland Athletics organization in the 14th round of the First-Year Player Draft.

ATHLETICS TRIPLE PLAYS

Turned (21; Philadelphia 12, Kansas City 1, Oakland 8)

Date	Opponent	Fielders	Batter
Sept. 22, 1906	at St. Louis	Shean to Nichols to Davis	Bobby Wallace
April 28, 1908	vs. Washington	Davis to Murphy to Nichols	Jim Delahanty
July 30, 1909	vs. Cleveland	Collins to Baker to Davis	George Stovall
May 16, 1913	at Cleveland	Barry to Thomas to Baker to Houck to Barry to Collins to Baker to Oldring	Ivy Olson
July 28, 1914	at Detroit	Walsh to Bush to Collins to McInnis to Schang	Bobby Veach
May 10, 1919	at Boston	Dykes to Galloway to Griffin	Eddie Foster
Aug. 5, 1922	at St. Louis	Galloway to Young to Hauser	George Sisler
Aug. 4, 1923	vs. Detroit	Galloway to Scheer to Hauser	Ty Cobb
Sept. 16, 1926	at St. Louis	Gray to Wambsganns to Poole	George Sisler
Sept. 5, 1927	vs. Washington	Boley to Bishop to Dykes	Ossie Bluege
Sept. 25, 1946	vs. Washington	Richmond to Grimes to Astroth to Richmond to Wallaesa	Cecil Travis
May 8, 1948	vs. Chicago	Suder to Joost to Fain	Taffy Wright
Sept. 4, 1966	vs. Boston	Campaneris to Green to Talton to Roof	Tony Conigliaro
May 7, 1979	at Baltimore	Gross to Klutts to Revering	Gary Roenicke
June 19, 1979	vs. Kansas City	Gross to Edwards to Revering	Al Cowens
June 23, 1979	vs. Texas	Gross to Armas to Chalk to Armas	John Grubb
April 27, 1981	vs. California	Picciole to Revering	Don Baylor
July 18, 1983	vs. Detroit	Peters to Phillips to Almon to Gross	John Wockenfuss
April 7, 1996	vs. Detroit at Las Vegas	Young to Gates to Giambi to Steinbach	Bobby Higginson
May 29, 2000	at New York	Velarde unassisted	Shane Spencer
August 21, 2012	vs. Minnesota	Donaldson to Rosales to Carter	Trevor Plouffe

**LEFT-HANDED PITCHER****Height/Weight:** 6-2 / 185**Bats/Throws:** Left / Left**Birthdate:** June 18, 1987**Opening Day Age:** 30**Birthplace/Resides:** Metairie, Louisiana / Metairie, Louisiana**Major League Service:** None**Obtained:** Signed to a minor league contract, January 9, 2018**Contract Status:** First year of a one-year contract through 2018**NON-ROSTER INVITEE****CAREER HIGHLIGHTS**

Has pitched for four different organizations in nine seasons and is 31-32 with 11 saves and a 4.00 ERA (248 er in 558.0 ip) in 212 career appearances, including 69 starts...was originally selected by the New York Yankees as a supplemental choice (44th selection overall) following the first round of the 2008 draft...also pitched in the Pirates farm system in 2015, the Phillies in 2016 and the Dodgers in 2017...pitched for Israel in the World Baseball Classic in 2017...missed the 2011 season with a torn left labrum.

2017 HIGHLIGHTS

Was 5-3 with three saves and a 3.22 ERA in 31 games with Triple-A Oklahoma City and 0-1 with a 6.17 ERA in seven appearances with Double-A Tulsa...combined for a 3.77 ERA in 38 games overall...allowed a .261 opponents batting average, including .228 (37-for-162) against right-handed hitters compared to .329 (25-for-76) against left-handed hitters...yielded a .301 batting average with runners in scoring position, including .324 with RISP and two outs...opponents were 12-for-52 (.231) with no walks when leading off an inning...allowed 10-of-27 (37.0%) inherited runners to score...compiled an 8.18 ERA in the sixth inning, a 3.54 ERA in all other innings...posted a 4.55 ERA in 19 games in his home ballparks and a 2.97 ERA in 19 games on the road...did not allow a home run in 31.2 innings at home...tossed at least one inning in 32 of his 38 appearances, including two innings or more 15 times...was 0-for-2 with a sacrifice hit and a run scored as a hitter.

MINORS: Was signed by the Arizona Diamondbacks to a minor league contract Feb. 11 and pitched for Israel in the World Baseball Classic during the spring...made three relief appearances and compiled a 7.71 ERA (2.1 ip, 5 h, 3 r, 2 er, 1 bb, 2 so)...was released March 29 and signed a minor league deal with the Los Angeles Dodgers April 29...began the season at Oklahoma City and struck out a season-high four batters in 3.0 scoreless innings in his first game on May 3 against Colorado Springs...had a 2.45 ERA in four games when he was transferred to Double-A Tulsa May 20...allowed at least one run in four consecutive games from May 22 to June 3 (8 er in 7.1 ip, 9.82 ERA)...yielded a season-high four hits May 22 against Arkansas, his first of three games with four hits...had no walks over his first six games and 11.0 innings...then walked a season-high three batters May 26 at Corpus Christi...was placed on the disabled list June 9 with a strained left hamstring...was reinstated from the DL and transferred to Oklahoma City June 16...spent the remainder of the season with the Dodgers and compiled a 3.54 ERA over his final 27 appearances...did not allow a run in four of his first five games (1 er in 7.1 ip, 1.23 ERA)...then surrendered six runs over his next seven appearances from June 29 to July 26 (6 er in 18.0 ip, 3.00 ERA)...matched his season high with four strikeouts in 3.0 scoreless innings and picked up the win in the second game of a July 8 doubleheader at New Orleans...had three wins over a four-game stretch from July 8 to 21 but blew the save in two of those victories...tossed a season-high 4.0 scoreless innings and allowed just one hit July 14 against New Orleans...had a seven-game, 7.2-inning scoreless streak from July 28 to Aug. 9...surrendered a season-high five runs in 0.1 innings Aug. 11 against Round Rock and posted an 8.10 ERA over his final eight games.

CAREER

2016—Spent most of the season at Double-A Reading where he went 4-2 with a save and a 4.14 ERA in 29 games, including one start...also appeared in one game with Triple-A Lehigh Valley on

June 18 (1.0 ip, 1 so) and had a 4.04 ERA in 30 games when he was released July 15...allowed a .302 opponents batting average...that included .302 with all four of his home runs against right-handed hitters compared to .303 against left-handers...yielded a .208 batting average with runners in scoring position...three of the four home runs he allowed came with runners on base...opponents hit .147 when leading off an inning but had a .275 on-base percentage...allowed 3-of-16 (18.8%) inherited runners to score...compiled a 2.25 ERA in 10 games during the day, a 4.75 ERA in 20 games at night...had a 1.00 ERA in the ninth inning...tossed at least one inning in 24 of his 30 appearances...was suspended for three games May 9-11 for intentionally throwing at a batter...logged a 2.57 ERA in 10 appearances in May...was transferred to Lehigh Valley June 17, pitched the next day against Buffalo (1.0 ip, 1 so) and was sent back to Reading June 20...made his only start of the season July 4 at Richmond and allowed a season-high seven runs on a season-high seven hits in a season-high 3.2 innings for the loss...made one more relief appearance on July 8 against Bowie (2.0 ip, 3 h) before he was released July 15...pitched in two games for Israel in the World Baseball Classic qualifying round in late September (2.1 ip, 4 h, 1 r, 0 er, 1 bb, 3 so)...made three relief appearances for Cibao in the Dominican Winter League (2.2 ip, 1 h, 3 r, 2 er, 5 bb, 1 so, 6.75 ERA).

2015—Was invited to Major League spring training with Pittsburgh...began the season at Single-A Bradenton and was promoted to Double-A Altoona April 27 after one scoreless outing...posted a 0.53 ERA with one walk and four saves over his final 12 games...was promoted to Triple-A Indianapolis Aug. 1...posted a 1.04 WHIP...left-handed hitters batted .130 against him with a .160 on-base percentage...was on the temporary inactive list, Aug. 15-17.

2014—Began the season with Double-A Trenton...was named Eastern League Player of the Week for the week of May 19-25...was on the disabled list from May 24-30 with a strained right hip...tossed 7.0 scoreless innings and allowed just four hits while striking out 10 on May 23 at Richmond...was promoted to Triple-A Scranton/Wilkes-Barre June 15...was on the disabled list, June 25 to July 5 with a right knee contusion and July 19-25 with a right forearm bruise...started all five games and then moved to the bullpen...was transferred to Trenton on Aug. 18 for the remainder of the season.

2013—Spent entire season with Double-A Trenton...allowed 0.14 home runs per nine innings, which was second-lowest among all Yankees minor leaguers...17 of his 23 relief appearances were two innings or more...was on the disabled list, April 23 to May 2, with a left knee bruise...was on the temporary inactive list, Aug. 17 through the end of the season.

2012—Began the season on the disabled list recovering from left shoulder surgery...played in three rehab games with the Gulf Coast League Yankees and five with Single-A Staten Island...was reinstated from DL July 27 and assigned to Single-A Tampa...made two starts and had six appearances out of the bullpen.

2011—Missed the entire season with a left labrum tear.

2010—Spent the season with Double-A Trenton...went 1-1 with a 2.38 ERA in April...allowed two earned runs or fewer in six of his first seven starts...was placed on the disabled list May 17 for the remainder of the season (left shoulder strain).

2009—Finished first among Yankees minor leaguers in starts, fourth in innings pitched and fifth in strikeouts and wins...began the season with Tampa, posting a 1.66 ERA over his first four starts...was promoted to Trenton June 30...recorded five strikeouts or more in eight of his 13 starts...following the season, was ranked as the ninth-best prospect in the Yankees system by *Baseball America*.

2008—Began his professional career with Staten Island, playing in one game...also went 3-2 with a 1.77 ERA for Waikiki in Hawaii Winter Baseball...named a HWB postseason All-Star.

PERSONAL/MISCELLANEOUS

Jeremy Michael Bleich was originally signed by Yankees scout Mike Thurman...attended Stanford University...led the Cardinal in saves (7) and games (24) in 2006 and innings (98.2) in 2007...played for the USA Junior National Team in 2005...pitched for Israel in the 2017 World Baseball Classic.

LIFETIME PITCHING RECORD

Year	Club	W	L	ERA	G	GS	CG	SHO	SV	IP	H	R	ER	HR	HB	BB	IBB	SO	WP	BK	
2008	Staten Island	0	0	6.00	1	1	0	0	0	3.0	2	2	2	1	1	0	0	4	0	0	
2009	Tampa	6	4	3.40	14	14	0	0	0	79.1	79	34	30	4	0	22	0	56	6	0	
	Trenton	3	6	6.65	13	13	0	0	0	65.0	84	54	48	6	6	34	0	60	5	0	
2010	Trenton	3	2	4.79	8	8	0	0	0	41.1	35	22	22	2	3	28	0	26	3	0	
2011	Trenton	(Injured – Did not pitch)																			
2012	GCL Yankees	1	0	0.00	3	2	0	0	0	5.2	3	0	0	0	0	1	0	7	0	0	
	Staten Island	0	0	2.53	5	4	0	0	0	10.2	8	3	3	1	1	2	0	7	0	0	
	Tampa	1	1	3.86	8	2	0	0	0	16.1	20	10	7	2	1	5	0	10	2	1	
2013	Trenton	2	1	2.76	27	4	0	0	2	65.1	57	27	20	1	3	39	0	57	1	0	
2014	Trenton	5	6	3.39	15	15	0	0	0	79.2	72	42	30	8	3	27	0	68	8	0	
	Scranton/Wilkes-Barre	0	4	6.68	11	5	0	0	0	31.0	37	24	23	2	1	22	0	24	1	0	
2015	Bradenton	1	0	0.00	1	0	0	0	0	3.0	1	0	0	0	0	0	0	3	0	0	
	Altoona	0	2	3.25	25	0	0	0	4	36.0	37	16	13	1	2	11	1	28	2	1	
	Indianapolis	0	0	2.60	13	0	0	0	1	17.1	15	7	5	1	1	3	0	11	0	0	
2016	Reading	4	2	4.14	29	1	0	0	1	41.1	52	22	19	4	0	14	1	23	2	0	
	Lehigh Valley	0	0	0.00	1	0	0	0	0	1.0	0	0	0	0	0	0	0	1	0	0	
	Oklahoma City	5	3	3.22	31	0	0	0	3	50.1	45	19	18	4	0	9	2	43	1	0	
	Tulsa	0	1	6.17	7	0	0	0	0	11.2	17	8	8	0	0	5	0	9	1	0	
Minor League Totals		31	32	4.00	212	69	0	0	11	558.0	564	290	248	37	22	222	4	437	32	2	

CAREER TRANSACTIONS

2008 — Selected by the New York Yankees organization as a supplemental choice following the first round (44th selection overall) of the First-Year Player Draft. **2014** — Elected free agency, November 3; signed by the Pittsburgh Pirates to a minor league contract, November 17. **2015** — Elected free agency, November 6. **2016** — Signed by the Philadelphia Phillies to a minor league contract, January 25. Released, July 25. **2017** — Signed by the Arizona Diamondbacks to a minor league contract, February 11. Released, March 29; signed by the Los Angeles Dodgers to a minor league contract, April 29. Elected free agency, November 6. **2018** — Signed by the Oakland Athletics to a minor league contract, January 9.

WORLD BASEBALL CLASSIC RECORD


Year	Club	W	L	ERA	G	GS	CG	SHO	SV	IP	H	R	ER	HR	HB	BB	IBB	SO	WP	BK
2017	Israel	0	0	7.71	3	0	0	0	0	2.1	5	3	2	0	0	1	0	2	0	0

ATHLETICS TRIPLE PLAYS

Grounded Into (34; Philadelphia 23, Kansas City 3, Oakland 8)

June 24, 1902 at Baltimore by Topsy Hartse
 May 5, 1903 at New York by Harry Davis
 August 18, 1903 at St. Louis by Lave Cross
 May 19, 1911 at Detroit by Harry Davis
 July 16, 1911 at St. Louis by Amos Strunk
 August 11, 1912 at Chicago by Jack Coombs
 April 29, 1914 vs. Washington by Jack Barry
 May 8, 1914 at Washington by Jack Lapp
 July 24, 1915 at Cleveland by Nap Lajoie
 August 23, 1917 at Detroit by Stuff McInnis
 September 5, 1919 vs. Boston by Terry Turner
 August 25, 1925 at Cleveland by Chick Galloway
 June 24, 1926 vs. Washington by Max Bishop
 April 26, 1929 vs. New York by Sammy Hale
 September 21, 1931 vs. Detroit by Jimmie Dykes
 June 19, 1932 at St. Louis by Mule Haas
 July 21, 1934 at Detroit by Charlie Berry

April 27, 1935 vs. New York by Jimmie Foxx
 September 20, 1936 vs. Boston by Chubby Dean
 April 26, 1937 at New York by Chubby Dean
 May 11, 1938 vs. St. Louis by Wally Moses
 June 11, 1946 vs. Chicago by Irv Hall
 August 14, 1951 vs. Boston by Hank Majeski
 August 3, 1955 vs. Baltimore by Art Ceccarelli
 May 16, 1957 at New York by Alex Kellner
 July 23, 1960 at Washington by Whitey Herzog
 June 23, 1968 vs. Washington by Dave Duncan
 July 7, 1973 at Baltimore by Gene Tenace
 August 8, 1977 at Texas by Manny Sanguillen
 August 12, 1986 vs. Seattle by Carney Lansford
 August 8, 1990 vs. Baltimore by Willie Randolph
 May 14, 1994 at Kansas City by Geronimo Berroa
 April 22, 2010 vs. New York (AL) by Kurt Suzuki
 August 9, 2010 at Seattle by Mark Ellis

**LEFT-HANDED PITCHER****Height/Weight:** 6-4 / 258**Bats/Throws:** Left / Left**Birthdate:** February 13, 1987**Opening Day Age:** 31**Birthplace/Resides:** Reading, Pennsylvania / Deptford, New Jersey**Major League Service:** 2 years, 10 days**Obtained:** Acquired from the Kansas City Royals with Brandon Moss and cash for Jesse Hahn and Heath Fillmyer, January 29, 2018**Contract Status:** First year of a one-year contract through 2018**CAREER HIGHLIGHTS**

Is 8-3 with a 2.85 ERA (41 er in 129.1 ip) in 139 career relief appearances over three seasons with Atlanta (2014), San Diego (2016-17) and Kansas City (2017)...has a .174 (78-for-449) opponents batting average but has issued 58 walks in 129.1 innings (4.04 per nine innings) for a .274 on-base percentage...was a Pacific Coast League Midseason All-Star in 2015, a Southern League Midseason All-Star in 2012 and 2010 and a Midwest League Midseason All-Star in 2009...pitched in the Arizona Fall League in 2012.

2017 HIGHLIGHTS

Began the season with San Diego and was 3-3 with a save and a 3.05 ERA in 42 relief appearances when he was traded to Kansas City July 23...went 1-0 with a 2.67 ERA in 29 appearances with the Royals and combined for a 2.89 ERA in a career-high 71 appearances overall...allowed a .187 opponents batting average, including .176 (15-for-85) against left-handed hitters compared to .193 (29-for-150) against right-handers...yielded a .159 average with runners in scoring position...first batters faced hit .141, which was 17th-best among Major League relievers...now has a .136 (17-for-125) average against first batters in his career...allowed 8-of-26 (30.8%) inherited runners to score...posted a 1.53 ERA and .136 opponents batting average in 39 games on the road...combined for a 4.50 ERA and .239 opponents average in 32 games in Petco Park and Kauffman Stadium...surrendered seven of his 10 home runs in his home ballparks...eight were solo shots...yielded a .146 batting average with two strikes and has a .120 (33-for-275) career average in that situation...compiled a 2.40 ERA in the fifth through eighth innings, a 6.00 ERA from the ninth inning on...logged a 6.10 ERA in 12 interleague appearances and has a 9.19 ERA (16 er in 15.2 ip) in 19 career interleague games.

MAJORS: Made his third straight Opening Day roster...recorded his lone save of the season in his third appearance on April 8 against San Francisco (1.0 ip, 2 h, 1 r, 1 er, 1 so)...had a 4.75 ERA over his first six appearances through April 17...then compiled a 1.74 ERA over his next 10 games from April 21 to May 12...struck out a season-high three batters in 2.0 innings April 30 at San Francisco, his first of five three-strikeout games...issued 11 of his 26 walks over an eight-game stretch from May 14 to June 4 (6.2 ip)...surrendered a season-high four runs in 0.1 innings May 14 at Chicago (AL) but only two runs were earned...did not allow a hit and walked a career-high three batters...then logged a 1.98 ERA over his next 16 games from May 18 to July 1...issued a career-high tying three walks May 29 against Chicago (NL)...did not allow an earned run over his final 19 road games beginning July 20 (16.0 ip, 3 h, 1 r, 6 bb, 10 so, .061 opponents batting average)...was traded to Kansas City July 23 with Trevor Cahill and Brandon Maurer for Matt Strahm, Travis Wood, minor leaguer Esteury Ruiz and cash...his .170 opponents batting average with the Royals ranked 10th in the majors from July 24 through the end of the season (min. 100 BF)...recorded his only win as a Royal Aug. 3 against Seattle...retired the only batter he faced to become the third pitcher in Royals history to record a win on one pitch (Travis Wood, June 10, 2017 at San Diego and Jeremy Affeldt, July 5, 2006 vs. Minnesota)...then allowed six runs over his next eight games through Aug. 23 (6.23 ERA) before tossing scoreless relief in 16 of his final 17 outings beginning Aug. 25 (1.15 ERA)...tossed a career-high 2.2 scoreless innings Sept. 8 against Minnesota...had a season-ending 10-game, 7.1-inning scoreless streak beginning Sept. 14...logged a 1.59 ERA and .175 opponents batting average in 13 appearances in September.

CAREER

2016—Struck out a career-high 78 batters in 63.0 innings pitched for an average of 11.14 strikeouts per nine innings...that tied for the 13-best mark among National League relievers...made his second career Opening Day roster and went 1-0 with one save, a 0.77 ERA, 33 strikeouts against 11 walks and a .135 opponents batting average over his first 25 outings of the year through May...overall on the season he allowed a .160 opponents average, which was the second-best mark allowed by any qualifying NL reliever (150 batters faced), behind only Kenley Jansen (.150)... finished fifth among all relievers, behind also Craig Kimbrel (.152), Aroldis Chapman (.158) and Andrew Miller (.160)...had one stint in the minors, being optioned on Aug. 20 to Triple-A El Paso, before being recalled on Sept. 1 for the remainder of the season...worked scoreless ball in 59 of his 67 outings on the year...allowed a combined 13 runs, all earned, in three outings, posting a 1.03 ERA in his other 64 outings on the year...held left-handers to a .147 average while right-handers hit just .168 against him...his four home runs allowed were all to right-handers...working primarily in the eighth inning throughout the season he posted a 1.72 ERA with 41 strikeouts against 17 walks and a .134 opponents average with just one home run allowed in the eighth inning of games...was credited with his first big league save May 12 at Milwaukee when he retired the side in order in the ninth inning of the Padres 3-0 win.

2015—Split the season between Triple-A Oklahoma City in the Los Angeles Dodgers organization and Triple-A Iowa in the Chicago Cubs organization, going a combined 2-0 with a 1.78 ERA and 62 strikeouts against 25 walks in 43 total relief appearances...began the year with Oklahoma City, posting a 1.65 ERA and 39 strikeouts against 16 walks in 27 relief appearances before being released by the Dodgers on July 21...named a Pacific Coast League Mid-Season All-Star for Oklahoma City...signed with the Cubs as a minor league free agent on July 26 and went 2-0 with a 2.00 ERA and 23 strikeouts against nine walks over 16 relief appearances for Triple-A Iowa... pitched for Tomateros de Culiacan in the Mexican Winter League following the season, going 3-0 with 10 saves in 10 chances along with a 0.72 ERA and 35 strikeouts against 10 walks over 23 relief outings.

2014—Played the majority of the season with Triple-A Gwinnett before seeing his first Major League action with the Braves with one relief outing...made his first career Opening Day roster for Atlanta...was recalled before the start of the season on March 29 for his first career ML call-up but did not see any action before being optioned back to Gwinnett on April 2...was recalled a second time June 20 and made his ML debut that day at Washington (1.0 ip, 1 bb, 1 so)...entered the game to start the bottom of the 12th and struck out the first batter he faced (Jayson Werth)... then walked the next batter before getting an inning ending double play...was credited with his first win when the Braves scored twice in the top of the 13th...was optioned back to Gwinnett June 25...went 3-3 with a 3.29 ERA and 63 strikeouts against 40 walks over 49 relief appearances at Triple-A.

2013—Spent the entire season with Triple-A Gwinnett, going 4-0 with a 2.76 ERA and 103 strikeouts against 51 walks over 51 relief appearances...set minor league career-highs in both strikeouts and appearances...allowed a .168 opponents batting average, including .124 against left-handers...pitched for Tomateros de Culiacan in the Mexican Winter League following the season, going 1-0 with a 0.69 ERA and 26 strikeouts against eight walks over 12 relief appearances and 13.0 innings.

2012—Went a combined 3-3 with a 2.74 ERA and 55 strikeouts against 36 walks over 44 relief appearances between Double-A Mississippi and Triple-A Gwinnett, spending the majority of the year with Mississippi...named a Southern League Midseason All-Star for Mississippi...went 2-0 with a 1.84 ERA in 10 relief appearances with Phoenix in the Arizona Fall League.

2011—Began the year in the Chicago Cubs organization before being acquired by the Atlanta Braves on May 26 in exchange for right-handed pitcher Rodrigo Lopez...overall on the season went a combined 6-5 with a 3.52 ERA and 79 strikeouts against 36 walks in 50 relief appearances...converted 15-of-16 (93.8%) save opportunities for Single-A Lynchburg in the Braves organization after being acquired...tied for fourth in the Carolina League in saves.

2010—Named a Southern League Midseason All-Star for Double-A Tennessee, going 7-2 with a 4.65 ERA and 71 strikeouts against 47 walks in 47 games, one start, overall on the season.

2009—Spent the entire season with Single-A Peoria in his first year in the Cubs organization, going 3-0 with a 1.33 ERA along with 79 strikeouts against 34 walks over 38 games...named a Midwest League Mid-Season All-Star...acquired by the Cubs prior to the start of the season on November 3, 2008 from the Washington Nationals in exchange for right-handed pitcher Matt Avery.

2008—Split the campaign between the Rookie-Level Gulf Coast Nationals and Single-A Hagerstown, going a combined 4-2 with a 2.59 ERA and 25 strikeouts against 14 walks in 17 relief outings.

2007—Spent the season with Single-A Vermont, appearing in 20 games total in relief...struck out 34 batters in 31.2 innings.

2006—Made his professional debut with the Gulf Coast League Nationals, going 1-1 with a 7.24 ERA and 12 strikeouts against 13 walks in 11 games, one start.

PERSONAL/MISCELLANEOUS

Ryan James Buchter...graduated from Highland Regional High School (NJ)...attended Gloucester County College (NJ)...originally signed by Nationals' scout Alex Smith.

LIFETIME PITCHING RECORD

Year	Club	W	L	ERA	G	GS	CG	SHO	SV	IP	H	R	ER	HR	HB	BB	IBB	SO	WP	BK
2006	GCL Nationals	1	1	7.24	11	1	0	0	0	13.2	18	11	11	1	0	13	0	12	2	0
2007	Vermont	1	2	6.82	20	0	0	0	2	31.2	41	29	24	3	6	19	0	34	7	0
2008	GCL Nationals	2	0	0.00	4	0	0	0	0	5.0	1	0	0	0	1	1	0	8	1	0
	Hagerstown	2	2	3.26	13	0	0	0	0	19.1	18	11	7	0	5	13	0	17	6	0
2009	Peoria	3	0	1.33	38	0	0	0	5	61.0	36	18	9	1	4	34	0	79	6	0
2010	Tennessee	7	2	4.65	47	1	0	0	0	60.0	61	37	31	6	11	47	1	71	7	0
2011	Tennessee	3	0	6.55	10	0	0	0	0	11.0	13	11	8	1	0	11	3	13	2	0
	Daytona	1	0	0.00	6	0	0	0	1	10.1	2	0	0	0	0	3	0	17	2	0
	Lynchburg	2	5	3.59	34	0	0	0	15	42.2	36	18	17	3	6	22	0	49	5	0
2012	Mississippi	3	1	1.31	35	0	0	0	4	41.1	24	7	6	1	2	19	1	50	3	0
	Gwinnett	0	2	10.13	9	0	0	0	0	8.0	10	13	9	1	0	17	0	5	2	0
2013	Gwinnett	4	0	2.76	51	0	0	0	5	62.0	36	23	19	5	4	51	2	103	5	0
2014	Gwinnett	3	3	3.29	49	0	0	0	1	63.0	51	23	23	5	2	40	0	63	2	0
	ATLANTA	1	0	0.00	1	0	0	0	0	1.0	0	0	0	0	0	1	0	1	0	0
2015	Oklahoma City	0	0	1.65	27	0	0	0	3	32.2	27	6	6	0	1	16	1	39	2	0
	Iowa Cubs	2	0	2.00	16	0	0	0	0	18.0	9	4	4	0	1	9	1	23	1	0
2016	SAN DIEGO	3	0	2.86	67	0	0	0	1	63.0	34	20	20	4	2	31	3	78	3	0
	El Paso	0	0	18.00	1	0	0	0	0	1.0	2	2	2	0	0	1	0	1	0	0
2017	SAN DIEGO	3	3	3.05	42	0	0	0	1	38.1	28	15	13	7	1	18	0	47	0	1
	KANSAS CITY	1	0	2.67	29	0	0	0	0	27.0	16	10	8	3	3	8	1	18	0	0
ML Totals		8	3	2.85	139	0	0	0	2	129.1	78	45	41	14	6	58	4	144	3	1

CAREER TRANSACTIONS

2005 — Selected by the Washington Nationals organization in the 33rd round of the First-Year Player Draft. **2008** — Traded to the Chicago Cubs for pitcher Matt Avery, November 3. **2011** — Traded to the Atlanta Braves for pitcher Rodrigo Lopez, May 26. **2014** — Elected free agency, November 3. **2015** — Signed by the Los Angeles Dodgers to a minor league contract, January 22. Released, July 21; signed by the Chicago Cubs to a minor league contract, July 26. Elected free agency, November 6; signed by the San Diego Padres to a minor league contract, December 8. **2017** — Traded with pitchers Trevor Cahill and Brandon Maurer to the Kansas City Royals for pitchers Matt Strahm and Travis Woods, minor league infielder Esteyru Ruiz and cash, July 24. **2018** — Traded to the Oakland Athletics with designated hitter Brandon Moss and cash for pitchers Jesse Hahn and Heath Fillmyer, January 29.

BUCHTER'S CAREER BESTS

Low Hit Complete Game: None

Innings Pitched: 2.2, September 8, 2017 vs. Minnesota

Strikeouts: 4 (twice), last: May 2, 2016 vs. Colorado

Pitches: 38, April 24, 2016 vs. St. Louis

Longest Winning Streak: 5, June 20, 2014 to April 26, 2017

Longest Losing Streak: 1 (three times), last: June 16, 2017

Longest Scoreless Streak: 18.1, April 12 to May 21, 2016

RIGHT-HANDED PITCHER**Height/Weight:** 6-4 / 240**Bats/Throws:** Right / Right**Birthdate:** March 1, 1988**Opening Day Age:** 30**Birthplace/Resides:** Oceanside, California / Scottsdale, Arizona**Major League Service:** 8 years, 98 days**Obtained:** Signed as a free agent, March 19, 2017**Contract Status:** First year of a one-year contract through 2018.**CAREER HIGHLIGHTS**

Was originally selected by Oakland in the second round of the 2006 draft out of high school and made his Major League debut in 2009 at the age of 21...went 40-35 with a 3.91 ERA (253 er in 583.0 ip) in 96 starts over three seasons with the A's before he was traded to Arizona following the 2011 season...has gone 33-44 with a 4.29 ERA in 187 games, 92 starts, in six seasons since then with the Diamondbacks (2012-14), Braves (2015), Cubs (2015-16), Padres (2017) and Royals (2017)...is 73-79 with a 4.11 ERA in his career...made a career-high 50 appearances with the Cubs in 2016, all but one in relief, but did pitch in the postseason during the Cubs' World Series title run...made six postseason appearances in 2015...was named to the American League All-Star Team in 2010...pitched in the All-Star Futures Game and the Summer Olympics in Beijing, China in 2008...was named the A's Organizational Pitcher of the Year in 2007 and 2008.

2017 HIGHLIGHTS

Was used exclusively as a starter with San Diego but then pitched primarily in relief for Kansas City following a July 24 trade...went 4-3 with a 3.69 ERA in 11 starts with the Padres and 0-0 with an 8.22 ERA in 10 games, three starts, with the Royals...combined for a 4-3 record and a 4.93 ERA in a career-low 21 appearances overall...missed 12 weeks of the season due to three stints on the disabled list...surrendered 16 home runs in 84.1 innings, including 10 in 23.0 innings with the Royals...his average of 1.71 home runs per nine innings was the highest mark of his career...also had career highs in walks per nine innings (4.82), strikeouts per nine innings (9.32), opponents slugging percentage (.483) and opponents OPS (.850)...had a Major League leading 16 wild pitches, including 14 with San Diego...tied for the National League in wild pitches (Arrieta, CHC) despite making just 11 starts...allowed a .275 opponents batting average, including .241 (35-for-145) by left-handed hitters compared to .301 (56-for-186) by right-handers...13 of the 16 home runs he allowed were solo shots...opponents hit .236 with runners in scoring position...went 4-3 with a 4.38 ERA in his 14 starting assignments...compiled an 8.25 ERA in seven relief appearances...did not inherit a runner and first batters faced were 2-for-5 (.400) with two walks...was 3-3 with a 3.38 ERA and .226 opponents batting average in nine starts before the All-Star Break, 1-0 with a 7.29 ERA and .340 opponents average in 12 games after the break...combined for a 4-0 record, a 1.83 ERA and .203 opponents batting average in seven games in his home ballparks...was 0-3 with a 7.07 ERA and .320 opponents batting average in 14 games on the road...now has a six-game home winning streak and a four-game road losing streak...went 1-0 with a 3.00 ERA in four interleague starts and is now 11-4 with a 3.10 ERA (47 er in 136.1 ip) in 26 career interleague appearances, including 21 starts...opponents were successful in 17-of-19 (89.5%) stolen base attempts...batted .286 (4-for-14) with a double, walk, two RBI and a run scored.

MAJORS: Was signed by San Diego Feb. 23 and started the Padres first game of the season on April 5 at Los Angeles (NL)...allowed three runs in 5.2 innings for the loss and went on the disabled list the next day with a strained back...was reinstated April 16 and, after taking the loss that day at Atlanta, compiled a season-best three-game winning streak from April 21 to May 8...logged a 2.25 ERA and .186 opponents batting average over that four-start stretch...began the streak by allowing one run in a season-high 7.0 innings April 21 against Miami...then struck out a season-high nine batters but also allowed a season-high nine hits in 5.2 innings at Arizona on April 26...went 2-0 with a 1.56 ERA in three starts in May before returning to the disabled list on May 14 with an inflamed right shoulder...made one rehab start with Single-A Lake Elsinore on

June 22 at Inland Empire (L, 2.2 ip, 3 h, 4 r, 2 er, 1 bb, 3 so) and one with Triple-A El Paso on June 28 against Sacramento (L, 3.0 ip, 4 h, 2 r, 2 er, 1 bb, 4 so) before he was reinstated from the disabled list July 4...surrendered a season-high six runs in 3.2 innings in his final outing with the Padres on July 21 at San Francisco, but had a no decision in a 12-9 win...was traded to Kansas City with pitchers Ryan Buchter and Brandon Maurer for pitchers Matt Strahm and Travis Wood, minor league infielder Esteury Ruiz and cash on July 24...made each of his first three appearances as a Royal as a starter and had no decisions and an 8.18 ERA before going on the disabled list a third time Aug. 10 with right shoulder impingement syndrome...was reinstated Sept. 1 and pitched exclusively in relief following his return...logged an 8.25 ERA and .313 opponents batting average in seven outings in September...allowed six home runs and walked 12 in 12.0 innings.

CAREER

2016—In his first full season with the Chicago Cubs, appeared in 50 games, all but one as a reliever, posting a career-best 2.74 ERA while limiting opposing hitters to a .201 average...was placed on the disabled list July 15 (retroactive to July 9) with patellar tendinitis in his right knee...made six rehab appearances with Triple-A Iowa beginning July 18 and was reinstated from the DL Aug. 16...posted a 2.19 ERA in 17 games in the season's second half...made a spot start on Aug. 16 against Milwaukee, tossing 5.0 scoreless innings and earning the win in the Cubs' 4-0 victory as he allowed just two hits and two walks...pitched a season-high 4.2 innings of relief Aug. 20 at Colorado...allowed four hits and one run, earning the victory...was the only pitcher used in relief of starter Mike Montgomery (4.1 ip)...allowed just two earned runs in 19 games (21.0 IP) when pitching on zero or one day of rest...posted a 2.05 ERA in 23 home games, compared to a 3.34 ERA in 27 road games...fared better in day games (2.12 ERA) than night games (3.41 ERA)...allowed one or fewer runs in 45 of his 50 outings, including 35 scoreless outings...twice tossed 3.0-scoreless innings of relief: May 8 vs. Washington and July 1 at New York (NL)...posted a 1.62 ERA in 10 May outings after compiling a 4.91 ERA in nine April contests...beginning April 28, he recorded a 1.67 ERA in his next 23 games through July 1...led all Cubs relievers in innings pitched (41.0) and strikeouts (46) prior to the All-Star Break...did not pitch in the postseason during the Cubs' World Series title run.

2015—Went 1-3 with a 5.40 ERA in 26 games, three starts, between the Atlanta Braves and Chicago Cubs...went 1-0 with a 2.12 ERA in 11 relief appearances for the Cubs...posted eight scoreless appearances, including four scoreless outings of at least 2.0 innings...limited opponents to a .143 average and a .226 on-base percentage at Wrigley Field...went 1-1 with a 3.38 ERA in six post-season relief appearances...earned the win in the NLDS Game 4 against St. Louis...entered Spring Training with Arizona but was traded to Atlanta along with cash considerations in exchange for OF Josh Elander on April 2...went 0-3 with a 7.52 ERA in 15 games, three starts, with the Braves before being designated for assignment June 11...signed as a minor league free agent with the Los Angeles Dodgers on June 30 but was released on Aug. 14 after making eight appearances between the Arizona League Dodgers, Single-A Rancho Cucamonga, and Triple-A Oklahoma City...signed as a minor league free agent with the Cubs on Aug. 18 and tossed 7.2 scoreless innings across five relief appearances before having his contract selected by Chicago on Sept. 1.

2014—In his third full season with the Arizona Diamondbacks, went 3-12 with a 5.61 ERA in 32 games, 17 starts...was one of three pitchers in Major League Baseball with at least 15 starts and 15 relief outings (David Phelps and Brad Hand)...went 2-10 with a 6.31 ERA as a starter and 1-2 with a 3.04 ERA in relief...averaged a career-best 0.73 home runs per nine innings (0.80 in 2013)...started on March 23 vs. Los Angeles (NL) in Sydney, Australia...allowed five earned runs in 4.0 innings and took the loss...on April 13 against New York (NL), he became the second Arizona starter in club history to strikeout at least eight batters in 4.0 innings or less (also, Randy Johnson Sept. 1, 2008 vs. St. Louis; eight strikeouts in 3.2 IP)...earned his first career save on April 18 at Los Angeles (NL)...was designated for assignment June 9...posted a 2-3 record with a 4.45 ERA in seven starts between Single-A Visalia and Triple-A Reno...his contract was selected from Reno on July 14 and he returned to the Arizona rotation on July 18 against Chicago (NL).

2013—Appeared in 26 games, 25 starts, in his second season with the Arizona Diamondbacks, posting an 8-10 record with a 3.99 ERA...held opponents to four earned runs or fewer in 29 straight starts from June 27, 2012 to May 27, 2013, which was the second-longest streak in club

history behind Randy Johnson's 30 games (April 13 - Sept. 22, 2011)...limited opponents to a .214 average with runners in scoring position, which was seventh-lowest in the National League...went 5-0 with a 2.70 ERA in the second half...joined Mariano Rivera as the only two pitchers to go 5-0 after the All-Star Break...recorded 10 strikeouts on June 14 at San Diego, matching his career high (also June 26, 2010 against Pittsburgh)...was placed on the 15-day disabled list with a right hip contusion July 1...was reinstated Aug. 18...earned the victory in his first relief appearance in an 18-inning affair on Aug. 24 at Philadelphia, tossing 4.0 scoreless innings...collected a triple on May 6 at Los Angeles (NL), his first career extra-base hit.

2012—Recorded at least 10 wins, 30 starts and 200.0 innings for the second straight season, going 13-12 with a 3.78 ERA in 32 starts with the D-Backs...established a career high with 156 strikeouts...ranked among National League leaders in ground ball percentage (second, 71.8), ground balls (second, 351) and GIDP (tied-second, 23)...also finished seventh in the NL with a 2.91 road ERA...tossed a six-hit shutout June 3 at San Diego, which was his second career shutout and complete game...tossed his third complete game Sept. 29 against Chicago (NL).

2011—Had one of the best starts to a season in Oakland history, going 6-0 with a 1.72 ERA and .209 opponents batting average over his first eight starts...then went 6-14 with a 4.98 ERA and .288 opponents average over his final 26 starts...the six wins were tied for the Major League lead through May 14 but his 14 losses tied for the most in the majors from May 15 through the end of the season...was 12-14 with a 4.16 ERA in 34 starts overall...tied for the American League lead in games started...had career highs in game started and innings pitched (207.2)...allowed a .269 opponents batting average, including .264 against left-handed hitters and .274 against right-handers...was the A's Opening Day starter April 1 against Seattle...at the age of 23 years, 31 days, he was the seventh youngest pitcher to start an opener in Athletics history...was the youngest since Vida Blue in 1971 (21 years, 251 days)...went 4-0 with a 1.88 ERA in six starts in April...improved to 6-0 in the A's 7-2 win at Texas May 9, allowing just one run for the seventh time in his first eight starts...became the first A's pitcher to start the season 6-0 since Jim Corsi went 6-0 in 1996...is the first A's starting pitcher to begin the season 6-0 since Dave Stewart in 1990...according to the Elias Sports Bureau, he is the first Athletics pitcher to go 6-0 or better coupled with a sub-2.00 ERA in his first eight starts of a season since Sam Gray went 8-0 with a 1.43 ERA in his first eight starts in 1925...then took the loss May 15 against Chicago, despite allowing just two earned runs in 7.0 innings...the loss snapped a career-high tying seven-game winning streak as he also won his final start of 2010, Oct. 1 at Seattle...allowed a career-high 10 runs in 2.0 innings in the A's 17-7 loss at New York July 22...became the first pitcher in Oakland history to allow 10 runs with 2.0 innings pitched or fewer...went 0-4 in August to drop his overall record to 9-13...according to the Elias Sports Bureau, he is just the fourth pitcher since 1900 start a season 6-0 or better and then fall at least four games under .500 later that season: Joe Benz, CWS (6-0, then 12-17), Jim Lonborg, BOS (6-0, 7-11) and Rick Honeycutt, SEA (6-0, 10-17).

2010—Began the season on the disabled list and was optioned to Sacramento before returning to Oakland April 30 to lead the A's with 18 wins...posted an 18-8 record in 30 starts with a team-leading 2.97 ERA...ranked third in the American League in opponents batting average (.220), fourth in ERA and opponents on-base percentage (.287), tied for fourth in wins, tied for fifth in winning percentage (.692) and sixth in opponents slugging (.332)...his 18 wins tied for third most in Athletics history by a pitcher under the age of 23...the last AL pitcher under the age of 23 with at least 18 wins was Bret Saberhagen, who won 20 games for Kansas City in 1985 at the age of 21...the last major leaguer was Mark Prior, who won 18 for the Cubs in 2003...his 2.97 ERA was the lowest by an AL pitcher younger than 23 since 1990 (Kevin Appier, KC 2.76)...all of his wins came after May 1 and he had the most wins in Oakland history by a pitcher who did not win a game in April...matched Jon Lester (BOS) and CC Sabathia (NYY) for most wins in the majors beginning May 1...his opponents batting average included a .198 mark against right-handed hitters and .237 against left-handers...the average against righties was the lowest in the AL and third lowest in the majors...went 13-3 with a 2.10 ERA over a 19-start stretch from May 21 to Aug. 25...led AL pitchers with 54 assists and tied for second with 61 total chances...began the season on the 15-day disabled list with a stress reaction in his left scapula...was 1-0 with a 1.04 ERA and .226 opponents batting average in two starts with the River Cats before he was recalled by Oakland April 30...allowed six hits or fewer while pitching five innings or more in 20 consecu-

tive starts from May 5 to Aug. 14...that matched the longest such streak in modern Major League history (since 1900)...Nolan Ryan of the California Angels also had a 20-game streak from July 27, 1972 to April 18, 1973...was 4-1 with a 1.96 ERA and .211 opponents batting average in six starts in May...put together a career-high seven-game winning streak that spanned nine starts from May 21 to July 1...posted a 2.12 ERA and allowed a .194 opponents batting average during the streak...had his first career 10-strikeout game June 26 against Pittsburgh...was named to his first American League All-Star team but was ineligible to pitch because he started on the Sunday before the game...had his first career complete game Aug. 2 against Kansas City, a three-hit shut-out...allowed two unearned runs in the sixth inning Aug. 8 against Texas, ending his scoreless streak at a career-high 23.0 innings...yielded an earned run in the third inning Aug. 14 at Minnesota, snapping a streak of 28.0 consecutive innings without an earned run...went 5-1 with a 0.77 ERA over a six-start stretch from July 28 to Aug. 25.

2009—Was one of two 21-year olds to spend the season in the A's starting rotation and led the Oakland pitching staff in starts (32), innings pitched (178.2) and losses (13)...was 10-13 with a 4.63 ERA...led Major League rookies in games started...ranked second among American League Rookies in innings pitched, tied for seventh in wins and ninth in strikeouts (90)...fellow 21-year old Brett Anderson had 11 wins in 30 starts, making the A's the 13th team since 1900 to have two pitchers under the age of 22 win 10 or more games (last: Kansas City, 1984 with Mark Gubicza and Bret Saberhagen) and the fourth with 30 or more starts (last: Chicago-AL, 1980)...had the lowest strikeout to walk ratio in the majors (1.25) ...allowed a .270 opponents batting average, including .252 against right-handed hitters and .286...20 of his 27 home runs came at home, which led the AL and set a Coliseum record, breaking the mark of 19 by Hunter in 1973...yielded a .218 average with runners in scoring position, which was eighth lowest in the AL...tied for fourth among AL pitchers in assists (29)...was ranked number 11 on *Baseball America's* Top 100 Prospects lists entering the season...made the A's Opening Day roster at the age of 21 years and 36 days, becoming the sixth youngest player on an O.D. roster in Oakland history...was the youngest since Jose Rijo in 1986 (20 years, 330 days)...made his Major League debut April 7 at Los Angeles in the A's second game of the season and had a no decision in a 6-4 win...started at the age of 21 years, 37 days, making him the seventh youngest pitcher to debut with a start in Oakland history...no-hit Seattle over the first 6.1 innings April 12 before Adrian Beltre singled with one out in the seventh...became the first Oakland rookie to take a no-hitter into the seventh inning since Mike Warren tossed his no-hitter on Sept. 29, 1983...allowed one run in 7.0 innings but took the loss...recorded his first big league win in the A's 9-4 victory over Texas May 7 in Oakland...allowed just one run and did not walk a batter in 7.0 innings...at the age of 21 years, 67 days, he is the fifth youngest pitcher in Oakland history to record his first ML win...singled off Hiroki Kuroda in the third inning June 17 at Los Angeles (NL) for his first major league hit.

2008—Was named the A's Organizational Pitcher of the Year for the second consecutive season after leading the A's farm system with a 2.61 ERA...also ranked second in strikeouts (136) and tied for second in wins (11)...was a combined 11-5 with a 2.61 ERA in 21 games, 19 starts, with Single-A Stockton and Double-A Midland...pitched for the United States team in the All-Star Futures Game at Yankee Stadium July 13 (1.0 ip, 1 h, 2 so) and for Team USA in the Summer Olympics in Beijing, China...had no decisions and a 2.25 ERA (8.0 ip, 6 h, 2 r, 2 er, 5 bb, 5 so) in two starts during the Olympics...was honored by *Baseball America* as a second team Minor League All-Star, the number one prospect in the California League and the number two prospect in the A's organization following the season...was also tabbed as having the Best Curveball in the magazine's Best Tools survey for A's prospects...allowed a .179 opponents batting average as a starter, which was second lowest among starting pitchers in all full season minor leagues...began the season at Stockton where he compiled a 5-4 record and a 2.78 ERA in 14 games, 13 starts...struck out a season high 12 April 27 at Rancho Cucamonga and June 4 at Bakersfield...was named to the California League All-Star Team but did not pitch in the game as he was promoted to Midland June 16...went 6-1 with a 2.19 ERA in seven games, six starts, with the RockHounds...won each of his first three starts at Double-A (1.89 ERA), including his third start July 4 against Arkansas when he tossed 8.0 shutout innings and struck out 10 while allowing one walk and two hits...was named Texas League Pitcher of the Week, June 30 to July 6, for his effort against the Travelers...made two starts for Team USA in the Olympics...his first start was a no decision in a 5-4, 11 inning loss to Cuba Aug. 15 (5.0 ip, 6 h, 2 r, 2 er, 4 bb, 3 so)...also had a no decision in a 4-2, 11 inning win over

2007—Was named the A's Organizational Pitcher of the Year after posting an 11-4 record and a 2.73 ERA in 20 games, 19 starts, at Single-A Kane County...ranked second in the A's farm system in ERA, tied for second in wins and was sixth in strikeouts (117)...was named to the *Baseball America* Low Class-A All-Star Team...allowed a .220 opponents batting average, which broke down to .193 against right-handed hitters and .266 against left-handers...went 7-0 with a 0.97 ERA and .158 opponents batting average over his final nine starts...began the season in extended spring training and was sent to Kane County May 13...recorded his first professional win May 29 at Beloit (6.0 ip, 4 h, 2 r, 1 er, 1 bb, 7 so)...had a 25.1-inning scoreless streak from Aug. 3 to 20...was rated as the A's sixth best prospect by *Baseball America* following the season.

2006—Made his professional debut with the A's affiliate in the Arizona Rookie League and had no decisions and a 3.00 ERA in four starts...allowed a .071 batting average...right-handed hitters were 0 for 12 and left-handers were 2 for 16 (.125)...his first outing came Aug. 13 at the Cubs (1.0 ip, 2 r, 1 er, 2 bb, 1 so)...was rated as the A's 10th best prospect by *Baseball America* following the season.

PERSONAL/MISCELLANEOUS

Trevor John Cahill was originally signed by A's scout Craig Weissmann...was selected by Oakland in the second round of the 2006 draft but was the A's first pick as their first round choice went to Washington for the signing of free agent Esteban Loaiza...graduated from Vista (CA) High School...was 5-4 with a 2.31 ERA and 109 strikeouts in 66.2 innings as a senior.

LIFETIME PITCHING RECORD

Year	Club	W	L	ERA	G	GS	CG	SHO	SV	IP	H	R	ER	HR	HB	BB	IBB	SO	WP	BK
2006	AZL A's	0	0	3.00	4	4	0	0	0	9.0	2	4	3	0	0	7	0	11	3	0
2007	Kane County	11	4	2.73	20	19	0	0	0	105.1	85	38	32	3	9	40	1	117	8	0
2008	Stockton	5	4	2.78	14	13	0	0	0	87.1	52	29	27	3	8	31	0	103	9	0
	Midland	6	1	2.19	7	6	0	0	0	37.0	24	15	9	2	3	19	0	33	3	0
2009	OAKLAND	10	13	4.63	32	32	0	0	0	178.2	185	99	92	27	4	72	1	90	5	0
2010	Sacramento	1	0	1.04	2	2	0	0	0	8.2	7	3	1	0	0	5	0	8	1	0
	OAKLAND	18	8	2.97	30	30	1	1	0	196.2	155	73	65	19	6	63	1	118	2	2
2011	OAKLAND	12	14	4.16	34	34	0	0	0	207.2	214	102	96	19	8	82	1	147	15	0
2012	ARIZONA	13	12	3.78	32	32	2	1	0	200.0	184	93	84	16	11	74	0	156	10	2
2013	AZL D'backs	0	0	0.00	1	1	0	0	0	5.0	1	1	0	0	0	2	0	9	0	0
	Reno	0	2	5.94	3	3	0	0	0	16.2	16	12	11	3	0	9	0	13	3	0
	ARIZONA	8	10	3.99	26	25	0	0	0	146.2	143	70	65	13	6	65	2	102	17	0
2014	Visalia	0	1	18.00	1	1	0	0	0	2.0	2	4	4	1	2	0	0	4	0	0
	Reno	2	2	3.49	6	6	0	0	0	28.1	21	12	11	4	0	20	0	27	3	0
	ARIZONA	3	12	5.61	32	17	0	0	1	110.2	123	76	69	9	4	55	2	105	5	0
2015	AZL Dodgers	0	0	0.00	1	0	0	0	0	1.2	3	3	0	0	0	0	0	4	2	0
	Rancho Cucamonga	0	0	0.00	1	1	0	0	0	4.0	0	0	0	0	0	2	0	8	1	0
	Oklahoma City	1	3	6.28	6	6	0	0	0	28.2	32	22	20	3	0	14	0	17	3	0
	Iowa	0	0	0.00	5	0	0	0	0	7.2	5	0	0	0	0	3	0	7	2	0
	ATLANTA	0	3	7.52	15	3	0	0	0	26.1	36	23	22	2	1	11	1	14	1	0
	CHICAGO (NL)	1	0	2.12	11	0	0	0	0	17.0	8	4	4	2	1	5	0	22	1	0
2016	Iowa	0	3	4.58	6	6	0	0	0	19.2	25	12	10	3	1	12	0	25	0	0
	CHICAGO (NL)	4	4	2.74	50	1	0	0	0	65.2	49	22	20	7	5	35	3	66	3	0
2017	SAN DIEGO	4	3	3.69	11	11	0	0	0	61.0	58	29	25	6	3	24	1	72	14	0
	Lake Elsinore	0	1	6.75	1	1	0	0	0	2.2	3	4	2	0	0	1	0	3	2	0
	El Paso	0	1	6.00	1	1	0	0	0	3.0	4	2	2	1	0	1	0	4	0	0
	KANSAS CITY	0	0	8.22	10	3	0	0	0	23.0	33	21	21	10	0	21	0	15	2	0
AL Totals		40	35	4.07	106	99	1	1	1	606.0	587	295	274	75	18	238	3	370	24	2
NL Totals		33	44	4.15	177	89	2	1	0	627.1	601	317	289	55	31	269	9	537	51	2
ML Totals		73	79	4.11	283	188	3	2	1	1233.1	1188	612	563	130	49	507	12	907	75	4

CAREER TRANSACTIONS

2006 — Selected by the Oakland Athletics organization in the 2nd round of the First-Year Player Draft. **2010** — On disabled list, April 4 to 19; included rehabilitation assignment to Sacramento, April 19. **2011** — Traded to the Arizona Diamondbacks with pitcher Craig Breslow for pitchers Ryan Cook and Jarrod Parker and outfielder Collin Cowgill, December 9. **2013** — On the disabled list, July 1 to August 16; included rehabilitation

assignments to the AZL Diamondbacks, July 25 to July 29, and Reno, July 30 to August 16. **2015** — Traded to the Atlanta Braves with cash for catcher/outfielder Josh Elander, April 2. Released, June 19. Signed by the Los Angeles Dodgers to a minor league contract, June 30. Released, August 14; signed by the Chicago Cubs to a minor league contract, August 18. Elected free agency, November 2; re-signed by the Cubs, December 19. **2016** — On the disabled list, July 9 to August 15; included rehabilitation assignment to Iowa, July 18 to August 15. Elected free agency, November 3. **2017** — Signed by the San Diego Padres, January 20. On the disabled list, April 6 to 15. On the disabled list, May 14 to July 3; included rehabilitation assignments to Lake Elsinore, June 22 to 25, and El Paso, June 26 to July 3. Traded to the Kansas City Royals with pitchers Ryan Buchter and Brandon Maurer for pitchers Matt Strahm and Travis Wood, minor league infielder Esteury Ruiz and cash, July 24. On the disabled list, August 10 to 31. Elected free agency, November 2. **2018** — Signed by the Oakland Athletics, March 19.

DIVISION SERIES RECORD

Year	Club/Opp.	W	L	ERA	G	GS	CG	SHO	SV	IP	H	R	ER	HR	HB	BB	IBB	SO	WP	BK
2015	CHI (NL) vs. STL	1	0	3.38	3	0	0	0	0	2.2	4	1	1	0	0	0	0	6	0	0

ALL-STAR GAME RECORD

Year	Club/Opp.	W	L	ERA	G	GS	CG	SHO	SV	IP	H	R	ER	HR	HB	BB	IBB	SO	WP	BK
2015	CHI (NL) vs. NYM	0	1	3.38	3	0	0	0	0	2.2	3	1	1	0	0	0	0	2	1	0

ALL-STAR GAME RECORD

Year	Club/Site	W	L	ERA	G	GS	CG	SHO	SV	IP	H	R	ER	HR	HB	BB	IBB	SO	WP	BK
2010	A.L./LAA																			

(Did not pitch)

CAHILL'S CAREER BESTS

Low Hit Complete Game: 3, August 2, 2010 vs. Kansas City
Innings Pitched: 9.0 (three times), last: September 29, 2012 vs. Chicago (NL)
Strikeouts: 10 (twice), June 14, 2013 at San Diego; June 26, 2010 vs. Pittsburgh
Longest Winning Streak: 7 (twice), last: October 1, 2010 to May 9, 2011
Longest Losing Streak: 7, August 26, 2014 to April 26, 2015
Longest Scoreless Streak: 23.0, July 23 to August 8, 2010



INFIELDER/OUTFIELDER

Height/Weight: 6-2 / 213

Bats/Throws: Right / Right

Birthdate: February 15, 1989

Opening Day Age: 29

Birthplace/Resides: San Jose, California / San Francisco, California

Major League Service: 2 years, 92 days

Obtained: Acquired from Colorado for Austin House and cash, December 11, 2014

Contract Status: First year of a one-year contract through 2018

CAREER HIGHLIGHTS

Was acquired by the A's December 11, 2014 from the Rockies, who selected him from the Marlins organization in the Rule 5 draft earlier that day, and is a .234 career hitter with 24 home runs and 90 RBI in 197 games over three seasons with the A's...has played 119 games in the outfield (81 in left field, 28 in right field, 19 in center field), 83 at first base and four at third base...split the 2017 season between Oakland and Triple-A Nashville, his first minor league action since 2014...missed most of the 2016 season following May 24 hip surgery...led American League rookies and ranked fourth among Major League rookies with 70 RBI in 2015...led the Marlins farm system in RBI (85) and ranked second in home runs (25) in 2011.

2017 HIGHLIGHTS

Split his season between Oakland and Triple-A Nashville...hit .208 with five home runs and 14 RBI in 57 games over four stints with the A's in his third season in the majors...also batted .283 with 12 home runs and 50 RBI in 75 games with the Sounds...had 36 hits with Oakland, 19 of which were for extra bases (52.8%)...22 of his 41 hits (53.7%) over the last two years are for extra bases...struck out 56 times and had just seven walks for a strikeout-to-walk ratio of 8.0...that was the third highest mark in Oakland history among players with 150 or more plate appearances (Picciolo, 31.5 in 1980 and 15.0 in 1979)...now has 76 strikeouts and seven walks over the last two years (10.86 strikeout-to-walk ratio)...batted .191 in 29 games over two stints before the All-Star Break (Opening Day-April 14 and May 9-June 8), .226 in 28 games over two stints after the break (Aug. 2-10 and Aug. 25-present)...had a .212 (21-for-99) batting average and four of his five home runs against right-handed pitchers, .203 (15-for-74) against left-handers...hit .125 with runners in scoring position...started games at four different positions (16 in center field, 16 in right field, 12 in left field, two at designated hitter)...committed five errors in 53 games as an outfielder and his .953 fielding percentage was the worst among Major League outfielders with 50 or more games...went 1-for-8 (.125) as a pinch hitter and is 2-for-24 (.083) in his career.

OAKLAND: Was on the A's Opening Day roster and went 0-for-9 over his first three games before doubling in the sixth inning April 9 at Texas...it was his first hit since April 25, 2016 at Detroit and it snapped a career-high 0-for-25 streak (previous: 20, May 9-21, 2015)...was 2-for-19 (.105) in six games when he was optioned to Nashville April 15...was recalled May 9 and hit .214 with three home runs and seven RBI in 23 games during his second stint that ran through June 8...went 10-for-21 (.476) over his first seven games, 5-for-49 (.102) over his final 16...hit his first career walk-off home run May 19 against Boston and it was his second game-ending RBI (double, Aug. 2, 2015 vs. Cleveland)...also doubled and tripled for the first three extra-base hit game of his career...was a single short of the cycle...went 0-for-4 with a career-high tying four strikeouts June 1 at Cleveland (also April 24, 2016 at Toronto)...also committed his fifth error of the season in that game, his 22nd game as an outfielder...did not make an error in his final 31 games in the outfield...was optioned to Nashville June 9...was recalled a third time Aug. 2 and went 5-for-16 (.313) in five games before he was optioned to Nashville Aug. 11...stole home Aug. 5 at Los Angeles (AL) to become the first A's player to steal home since Carlos Gonzalez on June 22, 2008 against Florida...was recalled again by Oakland Aug. 25 and spent the rest of the season with the A's, hitting .206 over his final 23 games...tied an Oakland record when he was hit by a pitch twice Sept. 16 at Philadelphia...hit his second walk-off home run of the season in the A's final home game Sept. 27 against Seattle...it marks the 12th time in Oakland history and the 13th time in Athletics history

a player had two or more walk-off home runs in a season...had successful arthroscopic surgery to remove a cyst from his right wrist following the season...the surgery was performed by Dr. Steven Shin at the Kerlan-Jobe Clinic in Los Angeles on Nov. 7.

NASHVILLE: His 75 games with Nashville marked his first minor league action since 2014...hit .298 (67-for-225) with 11 of his 12 home runs against right-handed pitching compared to .213 (10-for-47) against left-handers...had a .948 OPS against righties, .679 against lefties...batted .238 before the break, .360 after the break...had a .388 batting average with runners in scoring position...went 3-for-4 with a grand slam and nine RBI with the bases loaded...hit .304 with a .400 on-base percentage when leading off an inning...appeared in 61 games in right field, eight in center field, four at designated hitter and three in left field...committed one error in 71 games overall in the outfield for a .993 fielding percentage...hit in every spot in the batting order except first and ninth...hit safely in 10 of his first 11 games with Nashville following his April 15 option (.302)...reached base safely in 22 consecutive games from April 22 to June 17...hit just .213 over that stretch but had a .371 on-base percentage as he went 16-for-75 with 16 walks...homed in three straight games April 24-28...went 3-for-30 (.100) over a nine-game stretch from April 30 to May 8 and was batting .219 in 20 games when he was recalled by Oakland a second time May 9... returned to Nashville June 10 and went 7-for-44 (.159) over his first 14 games...then hit .362 over an 18-game stretch from June 26 to July 15...had a season-best eight-game hitting streak from July 24 to Aug. 1...went 13-for-30 (.433) with three home runs and 11 RBI during the streak...that including a 5-for-5 performance against Las Vegas July 25 when he doubled, homered twice and drove in four runs...added his second four-RBI game of the season July 30 against Salt Lake when he connected for a grand slam in the first inning...batted .330 with five home runs and 24 RBI in 26 games in July...was called up by the A's again Aug. 2 but returned to Nashville Aug. 12 and hit .375 in nine games before returning to Oakland for good Aug. 25...had four hits, including a pair of doubles, Aug. 17 at Memphis.

CAREER

2016—Missed nearly the entire season after undergoing surgery on his left hip...appeared in just 16 games and batted .122 with six RBI...collected five hits but three of those were home runs...struck out 20 times in 44 plate appearances...started nine games at five different positions (three at first base, two in right field, two in left field, one at third base, one at designated hitter)... hit .160 on the road, .063 in Oakland...batted .167 at night, .059 during the day...made his first career Opening Day start on April 4 against Chicago (AL)...went 0-for-3 and became the A's fifth different Opening Day starter at first base in the last five years...homed in back-to-back games April 21 at New York and April 23 at Toronto...struck out four times in a game for the first time in his career in an 0-for-4 performance at Toronto April 24...was in a 0-for-14 slump when he was placed on the 15-day disabled list May 10 (retroactive to May 9) with a back strain...had surgery on May 24 at the Steadman Clinic in Vail, Col...the surgery was performed by Dr. Marc Philippon, who took down the CAM and pincer lesion that were causing the hip impingement and also performed a labral repair to Cahna's left hip...was transferred to the 60-day DL June 11.

2015—Was selected by Colorado in the Rule 5 draft prior to the season and traded to the A's... spent the entire season with Oakland, batting .254 with 16 home runs and 70 RBI in 124 games... led American League rookies and ranked fourth among Major League rookies in RBI...his 70 RBI were eighth most in Oakland history by a rookie...also tied for second among AL rookies in doubles (22), ranked third in runs (61) and extra base hits (41), tied for third in home runs, fourth in hits (112), tied for fourth in total bases (188), fifth in walks (33) and tied for fifth in multiple hit games (28)...batted .271 with 13 of his 16 home runs against right-handed pitching compared to .221 against left-handers...slugged .486 against righties, .309 against lefties...hit .109 off lefties through July 2, .306 with all three of his home runs off southpaws after that...had a .227 batting average, eight home runs and 35 RBI over his first 77 games through Aug. 7...then hit .289 with eight home runs and 35 RBI over his final 47 contests...hit 10 of his 16 home runs in the sixth inning or later...started 57 games at first base, a team-leading 48 in left field and one in right field...also appeared in one game at third base...did not have an assist in 61 games overall in the outfield, which were the fourth most games played in Athletics history by an outfielder with no assists...had two errors as an outfielder (.982 fielding percentage) and four as a first baseman (.993)...hit .297 as a first baseman, .217 as an outfielder...went 0-for-11 with six strikeouts and

a RBI as a pinch hitter...the 11 at bats were the most in the AL and tied for second most in the majors among pinch hitters with no hits...they tied for fifth most among hitless pinch hitters in Oakland history...made a team-leading 57 starts batting second in the order...began his career by hitting safely in each of his first six games, going 11-for-30 (.367) with seven RBI...the six-game hitting streak was third longest in Oakland history by a player to start his career...went 3-for-5 with two doubles and four RBI in his Major League debut April 8 against Texas...the RBI were second most by an Athletic in his debut since the RBI became an official stat in 1920 (5, Ben Grieve on Sept. 3, 1997 vs. San Francisco)...became the third Major Leaguer with at least three hits, two doubles and four RBI in their debuts...joins Grieve and the Phillies Ted Kazanski, who did it on June 25, 1953 against the Cubs...became the third Oakland Athletic with three hits in his debut (Grieve in 1997, Mike Rouse on June 9, 2006 vs New York-AL) and the third with two or more doubles (Grieve 3 in 1997, Carlos Gonzalez 2 on May 30, 2008 vs. Texas)...had a three-run double off Ross Detwiler in the third inning for his first hit...hit his first big league home run April 10 against Seattle in the second inning off Taijuan Walker...was hitting .297 over his first 19 games through May 2...stole two bases in a game for the first time in his career June 12 at Los Angeles (AL)...had his first career walk-off RBI Aug. 2 against Cleveland, a two-out double in the bottom of the 10th inning...hit safely in a career-high seven consecutive games from Aug. 5 to 15 (9-for-26, .346)...went 0-for-4 on Aug. 16 and then hit safely in his next seven games from Aug. 17 to .24...batted .517 (15-for-29) with four doubles, a triple, two home runs, 10 RBI, eight runs scored and six multiple hit games during the second streak...that included his first career four-hit game Aug. 18 against Los Angeles (NL)...matched his career high with four RBI Aug. 23 against Tampa Bay and did it again Aug. 31 against Los Angeles (AL)...homed five times over an 11-game span from Aug. 31 to Sept. 12...finished August with a .309 batting average, 10 doubles and 21 RBI in 25 games, all the best single-month marks of his career...the doubles tied for third in the AL in August and the RBI ranked ninth...the RBI were the most by an A's rookie in any month since Nick Swisher had 21 in July, 2005...went 3-for-3 with two walks and a hit by pitch Sept. 15 at Chicago (AL) and the six times on base tied the Oakland record for most times on base (H+BB+HBP) in a nine-inning games (seventh time, last: Jack Cust, May 1, 2008 vs. Los Angeles-AL)...is the first Athletic since at least 1914 with at least three hits, two walks and one hit by pitch in a game...is just the 29th Major Leaguer to do it over that stretch (16th in a nine-inning game).

2014—Spent the entire season at Triple-A New Orleans where he batted .303 with 20 home runs and 82 RBI in 127 games...added 57 walks for a .384 on-base percentage...ranked sixth in the Pacific Coast League in runs (83), eighth in on-base percentage, ninth in hits (141) and RBI and 10th in total bases (235)...ranked second in the Marlins farm system in home runs, fourth in RBI and seventh in batting...hit .311 against right-handed pitching compared to .284 against left-handers...had a .331 batting average with runners in scoring position...appeared in 61 games in left field, 40 at first base and 18 at third base...committed two errors as an outfielder (.983 fielding percentage), two as a first baseman (.994) and three as a third baseman (.909)...saw his most action with 78 games batting third in the order...had his lone two-homer game of the season May 5 at Round Rock...went 39-for-95 (.411) with 24 runs scored and 23 RBI over a 25-game stretch from May 29 to June 24 to lift his average to .309...his average would not dip below .300 for the remainder of the season...reached base safely in 30 consecutive games from June 17 to July 21, which tied for the third longest reaching base streak in the PCL in 2014...hit .393 with a .481 on-base percentage during the streak...hit .390 during a season-high 10-game hitting streak from June 28 to July 8...finished June with a .384 batting average and a .457 on-base percentage in 27 games...then hit .337 with a .421 on-base percentage in 26 games in July...hit .100 with a home run and seven RBI in 17 games for Cibaenas in the Dominican Winter League following the season.

2013—Batted .273 with 13 home runs and 58 RBI in 128 games for Double-A Jacksonville...ranked third in the Southern League in doubles (32), sixth in on-base percentage (.371) and extra base hits (47) and 10th in total bases (191)...batted .313 against left-handed pitching, .259 against right-handers...hit .342 after the All-Star Break and .322 on the road...appeared in 111 games at first base and 12 in left field...hit in every spot in the batting order except leadoff...saw his most action with 52 games in the clean-up spot...went 19-for-33 (.576) with eight runs scored, five doubles, three home runs (1.000 slugging percentage), 12 RBI, three walks and a hit by pitch (.622 on-base percentage) during a season-high nine-game hitting streak from July 20 to

29...that included a 5-for-6 performance July 21 at Tennessee...hit .370 with four home runs and 17 RBI in July, his best monthly figures in 2013.

2012—Spent the entire season at Single-A Jupiter where he batted .293 with six home runs and 68 RBI in 114 games...tied for the Florida State League lead in sacrifice flies (8), ranked fourth in on-base percentage (.382), eighth in batting, tied for eighth in RBI and tied for 10th in walks (54)...batted .333 with runners in scoring position, .331 against left-handed pitching and .310 on the road...appeared in 90 games at first base, 11 at third base and one at catcher...saw his most playing time with 95 games hitting clean-up...was on the disabled list from May 2 to 16 with a sprained left thumb...had a season-high 10-game hitting streak from May 22 to June 2 (15-for-39, .385)...hit .348 in 13 games in May...started at catcher in the second game of a July 16 doubleheader against Tampa...batted .315 over a 31-game stretch from July 17 to Aug. 19...had a .176 (6-for-34) batting average and four RBI in eight postseason games.

2011—Batted .276 in his first full season at Single-A Greensboro...ranked second in the South Atlantic League in home runs (25) and slugging (.529), sixth in RBI (85) and 10th in on-base percentage (.374)...led the Marlins farm system in RBI and ranked second in home runs...appeared exclusively at first base on defense (95 games)...batted .417 in 13 games in April...had 11 home runs and 25 RBI over a 27-game stretch from May 5 to June 17...was on the disabled list from May 10 to 24 with a sprained left wrist...had a season-high seven RBI at Hagerstown June 7...batted .327 with seven home runs and 26 RBI in 28 games in August...went 8-for-31 (.258) with a double, five walks and eight RBI in seven postseason games to help Greensboro to the SAL Championship.

2010—Began his professional career with the Marlins affiliate in the Gulf Coast Rookie League and went 3-for-17 (.176) in six games before he was transferred to Short Season Single-A Jamestown Aug. 21...batted .264 with four home runs and nine RBI in 14 games with the Jammers and combined for a .243 average overall...went 1-for-3 in his debut Aug. 15 at the Mets GCL club...hit his first professional home run in his New York-Penn League debut Aug. 22 in the second game of a doubleheader against Auburn.

PERSONAL/MISCELLANEOUS

Mark David Canha was originally signed by Marlins scout John Hughes...is married, Marci...is an avid foodie and regularly documents his food experiences on Instagram @bigleaguefoodie...supports the A's Fitness Sluggers program to promote healthy living and eating...graduated from Bellarmine College Prep where he earned 2007 West Coast Athletic League MVP honors...attended the University of California, Berkeley where he was a two-time All Pac-10 selection...hit .333 with 22 home runs and 118 RBI in his Cal career.

LIFETIME PLAYING RECORD

Year	Club	AVG.	G	AB	R	H	2B	3B	HR	RBI	SH	SF	HP	BB	SO	SB	CS	SLG	OBP	E
2010	GCL Marlins	.176	6	17	3	3	0	0	0	1	0	1	1	2	1	1	1	.176	.286	0
	Jamestown	.264	14	53	7	14	3	1	4	9	0	0	0	6	13	0	0	.585	.339	2
2011	Greensboro	.276	107	384	72	106	22	0	25	85	0	7	5	59	85	7	3	.529	.374	5
2012	Jupiter	.293	114	406	65	119	24	3	6	68	1	8	9	54	75	1	3	.411	.382	10
2013	Jacksonville	.273	128	425	63	116	32	2	13	58	5	5	15	54	102	6	1	.449	.371	9
2014	New Orleans	.303	127	465	83	141	28	3	20	82	0	7	8	57	112	3	1	.505	.384	7
2015	OAKLAND	.254	124	441	61	112	22	3	16	70	0	3	8	33	96	7	2	.426	.315	6
2016	OAKLAND	.122	16	41	4	5	0	0	3	6	1	1	1	0	20	0	1	.341	.140	1
2017	OAKLAND	.208	57	173	16	36	13	1	5	14	0	1	6	7	56	2	0	.382	.262	5
	Nashville	.283	75	272	52	77	25	3	12	50	1	3	7	34	62	4	0	.529	.373	1
ML Totals		.234	197	655	81	153	35	4	24	90	1	5	15	40	172	9	3	.409	.291	12

CAREER TRANSACTIONS

2010 — Selected by the Florida Marlins organization in the 7th round of the First-Year Player Draft. **2014** — Selected by the Colorado Rockies in the Rule 5 draft, December 11. Traded to the Oakland Athletics for minor league pitcher Austin House and cash considerations, December 11. **2016** — On the disabled list, May 9 to October 6.

CANHA'S CAREER BESTS

Hits: 4, August 18, 2015 vs. Los Angeles (NL)

Home Runs: 1 (24 times), last: September 27, 2017 vs. Seattle

Runs Batted In: 4 (three times), last: August 31, 2015 vs. Los Angeles (AL)

Stolen Bases: 2, June 12, 2015 at Los Angeles (AL)

Hitting Streak: 7 (twice), last: August 17-24, 2015

Hitless Streak (At Bats): 25, April 25, 2016 to April 9, 2017

Game Ending RBI: 3, September 27, 2017 vs. Seattle (home run), May 19, 2017 vs. Boston (home run), August 2, 2015 vs. Cleveland (double)

Grand Slams: None

Pinch-Hit Home Runs: None


Inside-The-Park Home Runs: None

Lead Off Home Runs: None

ATHLETICS HOME RUN DERBY PARTICIPANTS

2014	*Yoenis Céspedes and Josh Donaldson	1994	Ruben Sierra
2013	*Yoenis Céspedes	1992	*Mark McGwire
2001	Jason Giambi	1990	Mark McGwire and Jose Canseco
1999	John Jaha	1987	Mark McGwire
1997	Mark McGwire	1986	Jose Canseco
1996	Mark McGwire		

**indicates winner*

**RIGHT-HANDED PITCHER****Height/Weight:** 6-0 / 229**Bats/Throws:** Right / Right**Birthdate:** July 25, 1980**Opening Day Age:** 37**Birthplace/Resides:** San Cristobal, Dominican Republic / Juan Baron, Dominican Republic**Major League Service:** 10 years, 148 days**Obtained:** Signed as a free agent, January 20, 2017**Contract Status:** Second year of a two-year contract through 2018**CAREER HIGHLIGHTS**

Returned to the Oakland organization last year after seven seasons with San Francisco...made his Major League debut with the A's in 2004 and was 6-4 with four saves and a 5.11 ERA in 152 relief appearances from 2004 to 2009...was released following the 2009 season and spent the next seven seasons with San Francisco, going 32-22 with 123 saves and a 2.42 ERA in 414 games...left the Giants ranked sixth on their career saves list...the 14-year veteran is now 42-31 with 143 saves and a 3.30 ERA in 629 career appearances...the games pitched rank 11th among pitchers active in the majors in 2017...won three World Series rings with San Francisco (2010, 12, 14)...is 1-0 with a 0.92 ERA (2 er in 19.2 ip) in 25 career postseason appearances...has not allowed a run in his last 20 postseason games, which is the third longest streak in Major League postseason history (23, Mariano Rivera; 22 Jeremy Affeldt)...played for the 2013 World Baseball Classic Champion Dominican Republic.

2017 HIGHLIGHTS

Began the season as the A's closer and saved a team-leading 16 games before Blake Treinen took over in July...had the fewest saves by an A's team leader since Dennis Eckersley and Jay Howell had 16 in 1987...was 16-for-23 (69.6%) in save opportunities and had the second lowest save percentage in the majors (Dyson, TEX-SF 66.7%)...it was the fifth lowest mark in Oakland history and second lowest over the last 30 years (Cook, 66.7% in 2012)...tied for second in the American League in blown saves (7)...compiled a 4.27 ERA in 63 relief appearances in his first season with Oakland since 2009...the ERA was his highest since that year (5.96)...logged a 2.57 ERA over his first 14 games, a 5.96 ERA over a 25-game stretch from May 12 to July 26, and a 3.63 ERA over his final 24 contests...had career highs in stolen bases allowed (10), hit batters (6), sacrifice flies (6) and pitches thrown (1025) and matched his high in home runs (8)...the sacrifice flies tied for the most among AL relievers and tied for eighth among all AL pitchers...the hit batters tied for third among AL relievers and the stolen bases tied for sixth...opponents were 10-for-10 in stolen base attempts with him on the mound and the 10 steals matched the most allowed in Oakland history by a pitcher with no caught stealings (fourth time, last: Luke Gregerson, 2014)...had a 3.82 ERA and converted 15-of-19 (78.9%) save opportunities in 34 games before the All-Star Break...then compiled a 4.85 ERA and was 1-for-4 (25.0%) in saves in 29 games after the break...allowed a .259 opponents batting average, including .256 (23-for-90) against left-handed hitters compared to .261 (35-for-134) against right-handers...issued 15 of his 22 walks to lefties...held first batters faced to a .200 batting average...allowed 4-of-6 (66.7%) inherited runners to score...opponents hit .139 with two strikes and .169 with runners in scoring position...now has a .211 (141-for-668) career average with RISP, including .172 (56-for-325) with RISP and two outs...logged a 3.45 ERA at home, 5.20 on the road...surrendered seven of his eight home runs on the road...had a 2.66 ERA during the day, 5.35 at night...now has a 2.76 career ERA (70 er in 228.1 ip) during the day compared to 3.62 (155 er in 385.2 ip) at night...posted a 0.75 ERA in 12 games on no days rest, a 5.17 ERA in his other 51 appearances...tossed one inning or fewer in each of his 63 appearances, including exactly one inning 56 times.

OAKLAND: Did not allow a hit over his first six games (6.0 ip, 2 r, 2 er, 3 bb, 6 so)...including April 10 at Kansas City when he struck over the side in the eighth inning...it was his first of two three-strikeout games in 2017 (June 16 vs. New York-AL)...held the opposition to a .129 batting average in 10 outings in April...had a 2.57 ERA over his first 14 appearances through May 10...then

allowed a career-high tying four runs in 0.1 innings May 12 at Texas for the blown save and loss...surrendered a season-high four hits in that contest, including a three-run walk-off home run by Joey Gallo...converted four consecutive save opportunities from May 24 to June 6 and June 16 to 27, which were his longest such streaks of the season...was 8-for-9 (88.9%) in save chances and logged a 3.00 ERA over a 12-game stretch from May 24 to June 27...finished June with a 3.00 ERA despite a .306 opponents batting average in 11 games...made his 600th career appearance July 8 at Seattle and tossed a scoreless ninth inning for the save in the A's 4-3 win...had a save and two blown saves over a four-game stretch from July 18 to 26 and ceded closing duties to Treinen...allowed two home runs in a game for just the second time in his career on July 26 at Toronto (also May 29, 2009 at Texas)...did not record an out in that contest, his only outing without retiring a batter in 2017...then had a season-best 7.1 inning scoreless streak over his next eight games from July 29 to Aug. 13 (4 h, 3 bb, 10 so)...followed that by allowing at least one run in six of his next 12 outings for a 6.55 ERA.

CAREER

2016—Went 2-5 with 31 saves and a 3.57 ERA in 62 relief appearances with San Francisco...ranked sixth in the National League in saves but had a career-high nine blown saves, which tied for the most in the majors (Jones, CWS)...those were the most blown saves by a Giant since Robb Nenn also had nine in 1999...his save percentage of 77.5% was fourth lowest in the NL...the saves were second most in his career to his 38 from 2015...struck out a career-high 65 batters in 58.0 innings (10.09 per nine innings)...walked just 19 and his average of 2.95 walks per nine innings was the second lowest mark of his career (2.31 in 2014)...had a career-best strikeout-to-walk ratio of 3.42...matched his career high by allowing eight home runs (also 2012)...had two balks after entering the season with one career balk...allowed a .235 opponents batting average, including .215 against right-handed hitters compared to .265 against left-handers...surrendered five of his eight home runs to lefties for a .530 slugging percentage...had a .315 slugging percentage against righties...yielded a .272 batting average and seven of his eight home runs with the bases empty, .182 with runners on...opponents hit .173 with runners in scoring position, including .077 with RISP and two outs...held the opposition to a .197 batting average with two outs...the opponents clean-up hitter batted just .115 off him...allowed just 1-of-18 (5.6%) inherited runners to score...first batters faced hit .228 with two walks (.267 on-base percentage)...had a 2.25 ERA in 29 games on the road, a 4.80 ERA in 33 contests at home...yielded two home runs in 28.0 innings on the road, six in 30.0 innings at home...logged a 2.84 ERA in 25 day games, a 4.13 ERA in 37 night games...was 1-2 with a save, two blown saves and an 11.57 ERA in seven interleague appearances...never entered a game before the eighth inning...did not allow a run in the eighth (3.0 ip), had a 3.50 ERA in the ninth and a 5.19 ERA in extra innings...had just six outings longer than one inning, including a season-high 2.0 innings twice (July 23 at New York-AL and August 8 at Miami)...did not allow a run in 11 of his first 13 appearances through May 7 for a 1.46 ERA...that included a seven-game, 7.0-inning scoreless streak from April 24 to May 7 where he converted each of his four save chances...earned his 100th career save April 25 against San Diego and struck out a season-high three batters in 1.1 innings...preserved Madison Bumgarner's win while recording the sixth save of more than three outs in his career (had his seventh save of more than three outs Aug. 31 against Arizona)...posted a 2.35 ERA in eight games in April...converted 8-of-9 (88.9%) save opportunities in 14 games in May while compiling a 1.38 ERA and .182 opponents batting average...tied for the Major League lead in saves in May...had an overall ERA of 1.74 at the end of May...then posted a 6.30 ERA and .310 opponents batting average in 11 games in June...converted each of his nine save opportunities over a 10-game stretch from June 12 to July 9 (2.89 ERA) and did not allow a run in nine of those contests...it was his best save streak of the season...was placed on the paternity list June 17 as his wife prepared to give birth to their baby girl...was reinstated June 20...did not allow a run over a seven-game span from July 30 to Aug. 13 (8.0 ip)...opponents were 2-for-26 (.077) with no walks and a hit by pitch (.111 on-base percentage) over that stretch...then went 0-2 with four saves, four blown saves and a 6.57 ERA over his final 15 regular season games...recorded his 500th career strikeout Sept. 7 at Colorado...was on his fourth postseason roster and made one appearance...it came in Game 2 of the NLDS at Chicago on Oct. 8 (0.2 ip, 2 h)...extended his postseason scoreless streak to 20 games, which is the third longest streak in Major League postseason history (23, Mariano Rivera; 22 Jeremy Affeldt).

2015—Completed his sixth season in a Giants uniform, his 12th big league season overall...posted a career-high 38 saves while going 4-2 with a 2.79 ERA in 67 relief outings...tied for fifth in the National League in saves...had six blown saves, which tied for second most in the NL...his save percentage of 86.4% was fifth lowest in the NL...struck out 62 batters in 58.0 innings, an average of 9.62 strikeouts per nine innings...had a .236 opponents batting average, which broke down to .262 with five of his six home runs against left-handed hitters compared to .212 against right-handers...allowed 9-of-25 (36.0%) inherited runners to score...first batters faced hit .237 with a .303 on-base percentage...had a 0.49 ERA and was 13-for-14 (92.9%) in save opportunities in 20 games on no days rest...did not allow a run in eight interleague games (7.2 ip)...did not allow a run in nine games in June (7.1 ip) and was 5-for-5 in save opportunities...logged a 0.82 ERA in 12 games in September.

2014—Began the season as San Francisco's setup man, but by season's end was the team's closer, going 19-for-23 (82.6%) in save situations...went 3-3 with a career-low 1.70 ERA in 54 relief outings...also had career lows in opponents batting average (.177) and on-base percentage (.245)...tied for fourth among National League relievers in WHIP (0.86), ranked fifth in ERA and sixth in opponents batting average...fashioned a 0.79 ERA on the road and went 12-for-13 in save chances...left-handed batters hit .200 off him with four extra base hits (three doubles, one home run)...righties were 19-for-118 (.161) with four extra base hits (two doubles, two home runs)...his eight extra base hits allowed were tied for sixth fewest among NL pitchers with at least 50.0 innings pitched...was on the disabled list from May 22 to June 5 with a strained right hamstring...took over the closer duties from Sergio Romo on June 29 and converted 17-of-18 (94.4%) save chances...earned four of the Giants five postseason saves and did not allow a run in nine postseason appearances (7.1 ip)...had two saves in the NLDS against Washington and two in the NCLS against St. Louis.

2013—Completed his 10th Major League season, his fourth with the Giants, going 7-2 with a 2.16 ERA in 57 games...his 2.16 ERA tied for ninth among National League relievers...his seven wins matched his career-high (also had seven wins in 2010 and 2012)...missed 47 games due to surgery to remove a bone cyst near his right knee (May 21-July 12)...stranded 27-of-32 inherited runners (15.6%), which ranked as the seventh-lowest percentage in the NL...opponents hit just .155 off him with runners in scoring position...went 7-1 with a 1.78 ERA in 28 games at AT&T Park...helped the Dominican Republic win the 2013 World Baseball Classic by throwing 5.0-scoreless innings from the bullpen.

2012—Went 7-6 with a 2.84 ERA and was 25-for-31 (80.6%) in save chances...led the Giants and tied for 10th in the National League in saves...posted career highs in wins, games (73) and innings pitched (63.1)...was 19-for-20 (95.0%) in save chances over his first 30 games before blowing five of nine from June 24 to July 21...dealt with a blister on his throwing middle finger that affected his command...held right-handed hitters to a .197 average, which ranked 10th among NL relievers...recorded his first Major League hit Sept. 14 at Arizona, a single off Matt Lindstrom...appeared in 11 of 16 games during the playoffs, allowing two runs (one earned run) on eight hits in 7.0 innings...led the club with 11 appearances in the postseason...earned the deciding victory in Game 4 of the World Series, as he tossed 0.1 innings.

2011—Was one of Giants' top relievers, posting a 1.74 ERA in 49 games...ranked second among National League relievers in ERA to Atlanta's Eric O'Flaherty (0.98)...had a career-low .244 opponents slugging percentage...allowed one run on Opening Day (March 31), his only inning before being placed on DL on April 6...missed San Francisco's next 48 games with an inflamed right elbow...returned from his rehab assignment and was reinstated off disabled list May 28...fashioned 0.68 ERA in 25 games at AT&T Park, the lowest home figure among NL relievers (min. 25.0 ip)...with Brian Wilson on DL for month from mid-August to mid-September, he was used as the Giants closer, going 6-for-6 in save chances.

2010—Was one of Giants most reliable bullpen arms, going 7-2 with a 1.95 ERA in 52 relief appearances in his first season with San Francisco...missed the first month of spring training with visa problems in Dominican Republic...his career-high seven wins tied for third among National relievers...stranded 41-of-47 inherited runners...his percentage of 12.8 inherited runners scored

was second lowest in Majors behind Houston's Wilton Lopez (3.0%)...it was also lowest by any Giants reliever since at least 1970...was one of best relievers in the Majors over the final two months of the season, recording the ninth lowest ERA (1.10 ERA) in 26 outings beginning Aug. 1 (min. 25.0 ip)...held opposition to .208 average...left-handers hit .203 off him, while righties batted .211...tossed a career-high 3.0 innings Aug. 10 vs. Chicago (NL)...appeared in four games during the postseason, going 0-0 with 1.93 ERA...made one appearance in the NLDS, tossing 1.2-scoreless innings with two strikeouts in Game 4 vs. Atlanta...appeared in two games in the NLCS, going 0-0 with 5.40 ERA and 2 strikeouts...began the season with Triple-A Fresno and appeared in four games going 0-0 with two saves, a 0.00 ERA (4.0 ip) and seven strikeouts.

2009—Made A's Opening Day roster for the second consecutive season and got off to good start before going on the DL...had a 1.59 ERA and .079 opponents batting average in nine appearances when he was placed on 15-day DL May 2 (retroactive to April 29) with a sprained right knee...was reinstated from the DL May 15 and compiled 7.30 ERA and .356 opponents batting average in 37 games following his return...was 1-2 with 5.96 ERA in 46 relief appearances overall...his opponents batting average included .257 mark against right-handed hitters and .354 against left-handers...allowed 15-of-19 (78.9%) inherited runners to score...had a 1.59 ERA in nine outings in April...made two rehab starts on May 9 and 12, tossing 1.0 inning in each outing...did not allow run in four of his first five outings following his return from DL (4.26 ERA)...retired 24 of the 28 batters he faced over a six-game stretch from June 12 to 30 (1.13 ERA)...appeared in just eight games over final 58 days of season beginning Aug. 8 and had 7.71 ERA and .441 opponents average over that span.

2008—Made the A's Opening Day roster for the first time and had a 0.93 ERA and .185 opponents batting average in 21 games before he was placed on the 15-day DL on May 16 with right elbow soreness...was reinstated June 19 and posted a 5.81 ERA and .353 opponents batting average over his final 30 outings...overall, he finished the season with a 2-1 record, two saves and a 3.93 ERA in 51 appearances...allowed 14 of 32 (43.8%) inherited runners to score, which was fourth highest in the American League...first batters faced hit .364, which tied for fifth highest in the AL...had six wild pitches, which tied for second most among AL relievers...began the season with a 17.1 inning scoreless streak, which equaled the second longest season-opening scoreless streak by a reliever who started the season with the A's in Oakland history...allowed his first run on May 10 at Texas and that snapped his career high scoreless streak at 21.1 innings dating back to September 18, 2007...tossed 2.1 innings August 29 against Minnesota in the 100th appearance of his career...pitched for Escogido in the Dominican Winter League following the season and did not allow an earned run in nine appearances (10.0 ip, 4 h, 1 r, 3 bb, 9 so)...converted 4 of 5 save opportunities and held the opposition to a .121 batting average...ranked fourth in the DWL in saves.

2007—Saw his first significant playing time in the Major Leagues and was 3-1 with two saves and a 4.44 ERA in 46 relief appearances after he was called up by the A's in June...allowed just 5-of-31 (16.1%) inherited runners to score, which was the fourth lowest percentage in the American League...allowed a .224 opponents batting average, which included .212 against left-handed hitters...first batters faced were 8 for 41 (.195) with four walks...had a 0.45 ERA and .169 opponents batting average in 16 outings before the All-Star Break...was recalled from Triple-A Sacramento on June 3 and did not allow a run over his first 10 outings (12.1 ip)...recorded his first Major League win in his second outing on June 4 against Boston...then picked up his first career save two days later against the Red Sox on June 6...was 2-1 with three saves and a 4.13 ERA in 22 appearances with Sacramento...allowed a .209 opponents batting average, which included a .140 mark against right-handed hitters.

2006—The former Jairo Garcia appeared in just two games with the A's and had his minor league season cut short by injury...was recalled from Triple-A Sacramento on May 21 and was optioned back May 28 after posting an 11.57 ERA in two relief appearances...was 2-0 with four saves, four blown saves and a 3.27 ERA in 25 games with Sacramento when he was placed on the disabled list on June 21 with a strained right shoulder...missed the remainder of the season...allowed a .207 opponents batting average, which broke down to .152 against left-handed hitters and .273 against right-handers.

2005—Had two stints with the A's and appeared in just three games...compiled a 3.00 ERA and allowed a .182 opponents batting average...spent the minor league portion of his season at Double-A Midland and Triple-A Sacramento and combined for a 3-6 record, 26 saves and a 3.60 ERA in 54 relief appearances...his 26 saves tied for the most in the A's farm system...20 of his saves came at Sacramento which ranked fifth in the Pacific Coast League...struck out 103 batters in 65.0 innings (14.26 per nine innings)...allowed a .219 opponents batting average which included a .203 mark against right-handed hitters...went 0-1 with one save and a 10.12 ERA (2.2 ip, 2 h, 4 r, 3 er, 5 bb, 6 so) in four post-season games for the River Cats...pitched for Escogido in the Dominican Winter League following the season and was 1-0 with a save and a 1.01 ERA in 20 relief appearances.

2004—Made the jump from Single-A to the Major Leagues...was selected by Oakland Aug. 9 and made his Major League debut that day at Minnesota, pitching the final two innings of the A's 8-2 win (0 h, 0 r, 2 bb, 1 so)...had an 11.57 ERA in three games when he was optioned back to Sacramento Aug. 18...did not allow a run in two postseason appearances for Sacramento (3.0 ip, 1 h, 1 bb, 4 so)...was brought back to Oakland Sept. 14 and had a 12.71 ERA in four appearances overall with the A's...combined to go 4-2 with 19 saves and a 1.46 ERA in 49 minor league appearances...the saves ranked second in the A's farm system.

2003—Went 0-1 with a 2.55 ERA in 14 games, nine starts with Single-A Kane County...did not allow a home run in 42.1 innings...allowed a .250 opponents batting average which broke down to .272 against left handed hitters and .228 against right-handers...was on the disabled list from July 12 to 29 with a pulled left hamstring.

2002—Began the season with the A's affiliate in the Arizona Rookie League and was promoted to Single-A Vancouver Aug. 24...was a combined 2-4 with a 3.28 ERA in 16 games, 11 starts...struck out 82 for an average of 10.3 per nine innings...struck out 11 batters Aug. 16 at the Angels...ranked third in the AZL in ERA and fifth in strikeouts (66)...also appeared in three games in the outfield with Arizona and was 6-for-13 (.462) with two doubles, a triple and five RBI.

2001—Spent his first season in the United States with the A's affiliate in the Arizona Rookie League and was 4-2 with a 2.85 ERA in 12 games, seven starts...ranked seventh in the league in ERA...allowed a .214 opponents batting average...struck out 50 while walking just six in 47.1 innings, a strikeout to walk ratio of 8.3 to 1...allowed just two home runs.

2000—Made his professional debut with the A's affiliate in the Dominican Summer League and was 6-2 with a 3.26 ERA in 11 games, 10 starts...allowed a .189 opponents batting average.

PERSONAL/MISCELLANEOUS

Santiago Casilla...pitched under the name of Jairo Garcia from 2000-05...was originally signed by Bernardino Rosario and Raymond Abreu...is married and has four children.

LONGEST WINNING STREAKS BY OAKLAND A'S PITCHERS

13	Jim Hunter	June 2 to September 5, 1973	9	Barry Zito	May 5 to June 22, 2002
11	Mark Mulder	May 9 to July 18, 2004	9	Barry Zito	August 20 to October 7, 2001
10	Dan Haren	April 18 to July 1, 2007	9	Tim Hudson	April 25 to July 2, 2000
10	Barry Zito	August 13, 2002 to April 8, 2003	9	T.J. Mathews	June 27, 1998 to May 15, 1999
10	Bob Welch	May 11 to June 30, 1990	9	Mike Moore	September 5, 1991 to April 28, 1992
10	Storm Davis	July 8 to September 5, 1988	9	Dave Stewart	September 19, 1988 to May 5, 1989
10	Vida Blue	April 9 to May 23, 1971	9	Rick Langford	July 5 to August 15, 1980
9	Jarrod Parker	May 28 to September 4, 2013	9	Paul Lindblad	April 11 to September 6, 1975
9	Dan Haren	May 31 to August 7, 2005	9	Chuck Dobson	May 12 to July 20, 1971
9	Tim Hudson	August 3, 2002 to April 1, 2003			

LIFETIME PITCHING RECORD

Year	Club	W	L	ERA	G	GS	CG	SHO	SV	IP	H	R	ER	HR	HB	BB	IBB	SO	WP	BK
2001	AZL A's	4	2	2.85	12	7	0	0	0	47.1	37	19	15	2	2	6	0	50	5	0
2002	AZL A's	2	1	2.44	13	8	0	0	1	59.0	56	24	16	5	3	17	0	66	4	1
	Vancouver	0	3	7.30	3	3	0	0	0	12.1	15	11	10	1	1	7	0	16	1	1
2003	Kane County	0	1	2.55	14	9	0	0	0	42.1	40	14	12	0	3	19	0	28	5	0
2004	Kane County	1	0	0.30	25	0	0	0	16	30.0	16	2	1	0	4	6	2	49	3	0
	Midland	2	0	1.50	13	0	0	0	2	18.0	10	3	3	0	1	15	0	32	2	0
	Sacramento	1	2	3.95	11	0	0	0	1	13.2	10	6	6	1	0	9	1	21	0	0
	OAKLAND	0	0	12.71	4	0	0	0	0	5.2	5	8	8	3	1	9	0	5	0	0
2005	Midland	0	0	1.08	10	0	0	0	6	16.2	9	3	2	1	0	9	0	30	1	0
	Sacramento	3	6	4.47	44	0	0	0	20	48.1	45	30	24	6	1	20	1	73	5	0
	OAKLAND	0	0	3.00	3	0	0	0	0	3.0	2	1	1	0	0	1	0	1	1	0
2006	Sacramento	2	0	3.27	25	0	0	0	4	33.0	25	13	12	2	2	10	1	32	1	0
	OAKLAND	0	0	11.57	2	0	0	0	0	2.1	2	3	3	0	0	2	0	2	0	0
2007	Sacramento	2	1	4.13	22	0	0	0	3	24.0	18	11	11	1	0	14	2	29	4	0
	OAKLAND	3	1	4.44	46	0	0	0	2	50.2	43	25	25	6	1	23	6	52	5	0
2008	OAKLAND	2	1	3.93	51	0	0	0	2	50.1	60	22	22	5	3	20	2	43	6	0
	Stockton	0	0	0.00	1	1	0	0	0	1.0	0	0	0	0	0	0	0	2	0	0
	Sacramento	0	0	3.38	2	2	0	0	0	2.2	3	1	1	0	0	1	0	5	0	0
2009	OAKLAND	1	2	5.96	46	0	0	0	0	48.1	61	36	32	6	3	25	3	35	5	0
	Stockton	0	0	0.00	1	1	0	0	0	1.0	0	0	0	0	0	0	0	0	0	0
	Sacramento	0	0	0.00	1	1	0	0	0	1.0	0	0	0	0	0	0	0	0	0	0
2010	Fresno	0	0	0.00	4	0	0	0	2	4.0	2	0	0	0	1	2	0	7	0	0
	SAN FRANCISCO	7	2	1.95	52	0	0	0	2	55.1	40	14	12	2	4	26	4	56	10	0
2011	SAN FRANCISCO	2	2	1.74	49	0	0	0	6	51.2	33	11	10	1	2	25	1	45	5	0
	San Jose	0	0	0.00	2	2	0	0	0	3.0	3	0	0	0	0	2	0	1	0	0
	Fresno	0	0	1.80	4	0	0	0	0	5.0	3	1	1	1	1	1	0	4	0	0
2012	SAN FRANCISCO	7	6	2.84	73	0	0	0	25	63.1	55	24	20	8	2	22	4	55	1	0
2013	SAN FRANCISCO	7	2	2.16	57	0	0	0	2	50.0	39	14	12	2	2	25	6	38	8	0
	San Jose	0	0	5.40	5	2	0	0	0	5.0	7	3	3	0	0	5	0	2	0	0
2014	SAN FRANCISCO	3	3	1.70	54	0	0	0	19	58.1	35	13	11	3	3	15	2	45	3	1
	San Jose	0	0	0.00	2	2	0	0	0	3.0	0	0	0	0	0	1	0	3	0	0
2015	SAN FRANCISCO	4	2	2.79	67	0	0	0	38	58.0	51	19	18	6	2	23	2	62	1	0
2016	SAN FRANCISCO	2	5	3.57	62	0	0	0	31	58.0	50	23	23	8	5	19	2	65	4	2
2017	OAKLAND	4	5	4.27	63	0	0	0	16	59.0	58	29	28	8	6	22	1	57	3	0
AL Totals		10	9	4.88	215	0	0	0	20	219.1	231	124	119	28	14	102	12	195	20	0
NL Totals		32	22	2.42	414	0	0	0	123	394.2	303	118	106	30	20	155	21	366	32	3
ML Totals		42	31	3.30	629	0	0	0	143	614.0	534	242	225	58	34	257	33	561	52	3

CAREER TRANSACTIONS

2000 — Signed by the Oakland Athletics organization as a non-drafted free agent, January 31. **2008** — On the disabled list, May 16 to June 18; included rehabilitation assignments to Stockton, June 10 to 12, and Sacramento, June 13 to 18. **2009** — On the disabled list, April 29 to May 14; included rehabilitation assignments to Stockton, May 9 to 11, and Sacramento, May 12 to 14. Released, December 10; signed by the San Francisco Giants to a minor league contract, December 24. **2011** — On the disabled list, April 1 to May 27; included rehabilitation assignments to San Jose, May 13 to 17, and Fresno, May 18 to 27. **2013** — On the disabled list, May 21 to July 12; included rehabilitation assignment to San Jose, June 30 to July 12. **2014** — On the disabled list, May 22 to June 16; included rehabilitation assignment to San Jose, June 12 to 16. **2016** — On paternity list, June 17 to 19. Elected free agency, November 3. **2017** — Signed by the Oakland Athletics, January 20.

WILD CARD RECORD

Year	Club/Opp.	W	L	ERA	G	GS	CG	SHO	SV	IP	H	R	ER	HR	HB	BB	IBB	SO	WP	BK
2014	SF vs. PIT																			

(On roster — Did not pitch)

DIVISION SERIES RECORD

Year	Club/Opp.	W	L	ERA	G	GS	CG	SHO	SV	IP	H	R	ER	HR	HB	BB	IBB	SO	WP	BK
2010	SF vs. ATL	0	0	0.00	1	0	0	0	0	1.2	1	0	0	0	0	0	0	2	0	0
2012	SF vs. CIN	0	0	2.70	5	0	0	0	0	3.1	6	2	1	0	0	1	0	5	1	0
2014	SF vs. WAS	0	0	0.00	3	0	0	0	2	3.0	0	0	0	0	0	1	0	2	0	0
Totals		0	0	1.13	9	0	0	0	2	8.0	7	2	1	0	0	2	0	9	1	0

LEAGUE CHAMPIONSHIP SERIES RECORD

Year	Club/Opp.	W	L	ERA	G	GS	CG	SHO	SV	IP	H	R	ER	HR	HB	BB	IBB	SO	WP	BK
2010	SF vs. PHI	0	0	5.40	2	0	0	0	0	1.2	2	1	1	0	1	1	1	2	1	0
2012	SF vs. STL	0	0	0.00	4	0	0	0	0	2.1	2	0	0	0	0	0	0	3	1	0
2014	SF vs. STL	0	0	0.00	4	0	0	0	2	3.2	2	0	0	0	0	2	0	3	0	0
Totals		0	0	1.17	10	0	0	0	2	7.2	6	1	1	0	1	3	1	8	2	0

WORLD SERIES RECORD

Year	Club/Opp.	W	L	ERA	G	GS	CG	SHO	SV	IP	H	R	ER	HR	HB	BB	IBB	SO	WP	BK
2010	SF vs. TEX	0	0	0.00	1	0	0	0	0	1.1	0	0	0	0	0	0	0	1	0	0
2012	SF vs. DET	1	0	0.00	2	0	0	0	0	1.1	0	0	0	0	1	0	0	0	0	0
2014	SF vs. KC	0	0	0.00	2	0	0	0	0	0.2	0	0	0	0	0	0	0	2	0	0
Totals		1	0	0.00	5	0	0	0	0	3.1	0	0	0	0	1	0	0	3	0	0

WORLD BASEBALL CLASSIC RECORD

Year	Club	W	L	ERA	G	GS	CG	SHO	SV	IP	H	R	ER	HR	HB	BB	IBB	SO	WP	BK
2013	Dominican Republic	0	0	0.00	5	0	0	0	0	5.0	0	0	0	0	0	4	0	3	0	0

CASILLA'S CAREER BESTS

Low Hit Complete Game: None

Innings Pitched: 3.0, August 10, 2010 vs. Chicago (NL)

Strikeouts: 4 (three times), last: May 5, 2014 at Pittsburgh

Pitches: 44, July 20, 2009 vs. Minnesota

Longest Winning Streak: 6 (three times), last: August 27, 2014 to May 10, 2015

Longest Losing Streak: 3 (four times), last: August 14, 2016 to April 15, 2017

Longest Scoreless Streak: 21.1, September 18, 2007 to May 6, 2008

**RIGHT-HANDED PITCHER****Height/Weight:** 6-5 / 242**Bats/Throws:** Right / Right**Birthdate:** April 9, 1988**Opening Day Age:** 29**Birthplace/Resides:** San Jose de los Llanos, Dominican Republic / Andres Boca Chica, Dominican Republic**Major League Service:** 137 days**Obtained:** Re-signed to a minor league contract, December 7, 2017**Contract Status:** First year of a one-year contract through 2018**NON-ROSTER INVITEE****CAREER HIGHLIGHTS**

Pitched in 26 games for the A's in 2017 after totaling 15 games over his previous two seasons in the majors with Chicago-AL (2013) and Colorado (2015)...is 3-4 with a 4.50 ERA in 41 career appearances, all in relief...was originally signed by San Diego as a non-drafted free agent out of the Dominican Republic in 2006 and is 47-60 with 14 saves and a 4.23 ERA (431 er in 916.0 ip) in 284 career games, including 146 starts...missed the entire 2014 season after undergoing "Tommy John" surgery...was a Texas League Postseason All-Star in 2010 and also started for the World Team in the Futures Game that year...was named the Padres Minor League Pitcher of the Year in 2009...tossed a seven-inning no-hitter Aug. 18, 2009 against Dayton.

2017 HIGHLIGHTS

Began the season at Triple-A Nashville and was 3-5 with four saves and a 3.32 ERA in 33 relief appearances when he was promoted to Oakland July 16...spent the remainder of the season with the A's and went 1-3 with a 4.38 ERA in a career-high 26 appearances...had just 15 career games over his first two seasons in the majors...surrendered seven home runs in 37.0 innings...had a 2.25 ERA, .179 opponents batting average and averaged 1.69 walks per nine innings over his first 12 games through Aug. 14...then compiled a 6.00 ERA, .275 opponents average and averaged 4.71 walks per nine innings over his final 14 contests...allowed a .235 opponents batting average but 15 of the 32 hits he allowed were for extra bases for a .449 slugging percentage (also had eight doubles)...his opponents batting average included a mark of .180 (11-for-61) against left-handed hitters compared to .280 (21-for-75) against right-handers...yielded a .282 average with runners in scoring position...five of his seven home runs allowed came with two outs...five were solo shots...allowed just 2-of-13 (15.4%) inherited runners to score and has allowed just 2-of-16 (12.5%) to score in his career...first batters faced were 3-for-23 (.130) with no extra base hits, one walk and two hit by pitches (.231 on-base percentage)...had a 2.65 ERA in 12 games at home, a 5.85 ERA in 14 outings on the road...yielded eight of his 20 runs in the fifth inning (7.71 ERA)...did not allow a hit to the opponents number three hitter in 2017 (0-for-13) or his career (0-for-17)...the eight hitter was 8-for-15 (.533) with two home runs and nine RBI in 2017...opponents were 7-for-8 (87.5%) in stolen base attempts...tossed at least one inning in 23 of his 26 appearances, including two or more eight times.

OAKLAND: Made his A's debut July 16 against Cleveland and struck out a season-high three batters in 1.0 innings (2 h, 1 r, 1 er)...it was his first of four three-strikeout games...allowed a run in each of his first two outings (10.80 ERA) but did not allow an earned run in nine of his next 10 appearances from July 25 to Aug. 14 (1.26 ERA)...held opponents to a .146 batting average over that stretch ...had a career-high 9.0-inning scoreless streak from July 25 to Aug. 6...logged a season-high 2.1 scoreless innings July 30 against Minnesota (matched on Aug. 29 at Los Angeles-AL)...had a streak of five consecutive games with one or more innings pitched and no strikeouts from Aug. 6 to 14 (6.0 ip)...that matched the longest such single season streak in Oakland history (ninth time...last: Jerry Blevins, May 19-30, 2013)...allowed at least one run in nine of 11 appearances from Aug. 16 to Sept. 24 (6.75 ERA)...issued a season-high three walks Aug. 29 at Los Angeles (AL).

NASHVILLE: Struck out 63 batters in 38.0 innings with the Sounds, an average of 14.92 strikeouts per nine innings...however, walked 21 (4.97 per nine innings)...allowed a .176 opponents batting average, which broke down to .167 (13-for-78) against right-handed hitters compared to .190 (11-for-58) against left-handers...surrendered all three of his home runs to lefties for a .397 slugging percentage (.192 against righties)...yielded a .205 average with runners in scoring position...opponents hit .172 when leading off an inning but he walked seven for a .351 on-base percentage...allowed 5-of-16 (31.3%) inherited runners to score...posted a 2.25 ERA in 19 games at home, 4.50 in 14 contests on the road...had a 10.13 ERA in four day games, a 2.20 ERA in 29 contests at night...tossed one or more innings in 26 of his 33 outings, including two or more six times...had a 3.00 ERA over his first 10 games through May 6...then allowed 15 runs over his next 13 contests from May 9 to June 17 (6.00 ERA)...struck out at least one batter in 16 consecutive games from May 9 to June 26 (36 so in 20.0 ip, 16.20 per nine innings)...surrendered two of his three home runs in one game on May 17 at Fresno...yielded a season-high five runs, all unearned, on a season-high three hits in 0.2 innings against Omaha May 26...walked 10 batters in 8.2 innings over a six-game stretch from June 3-17 but issued just one free pass over his final 10 games and 11.0 innings...struck out a season-high six batters in a season-high 2.1 innings June 11 at Memphis...walked a season-high three batters June 17 against New Orleans...had a season-best 11.0-inning scoreless streak from June 20 to July 9...then allowed two unearned runs without retiring a batter in his final outing on July 14 at Omaha.

CAREER

2016—Spent the entire season at Triple-A Albuquerque in the Colorado organization and was 0-5 with 10 saves and a 3.38 ERA in 50 appearances, all in relief...the saves were the first of his career...struck out 58 batters in 53.1 innings, an average of 9.79 per nine innings...walked just 12 for a strikeout-to-walk ratio of 4.83...allowed a .255 opponents batting average, including .217 against right-handed hitters compared to .303 against left-handers...surrendered four of his five home runs to lefties and yielded just three extra base hits to righties (two doubles, one home run)...had a .261 slugging percentage against righties, .528 against lefties...converted 10-of-13 (76.9%) save opportunities...allowed 8-of-15 (53.3%) inherited runners to score...posted a 4.22 ERA in 31 games before the All-Star Break, a 2.11 ERA in 19 games after the break...had a .217 batting average with the bases empty, .303 with runners on...opponents were 3-for-6 with the bases loaded...compiled a 2.52 ERA in 24 road games, a 4.13 ERA in 26 contests at home...had a 9.53 ERA in six day games, a 2.64 ERA in 44 night games...combined for a 2.49 ERA in the eighth and ninth innings...tossed at least one inning in 44 of his 50 appearances...logged a season-high 2.0 innings six times...recorded the save in three consecutive outings from April 21 to 24 before he was charged with the blown save and loss April 28 at Reno...did not have a save opportunity over his next 24 chances from April 30 to July 14 (3.12 ERA)...had a 4.15 ERA over his first 33 games through July 16...then compiled a 1.93 ERA while converting 7-of-8 (87.5%) save opportunities over his final 17 appearances beginning July 19...did not allow a run over a nine-game stretch from July 19 to August 16 (9.2 ip) and converted each of his three save opportunities over that span...had a 1.86 ERA in nine games in July...recorded five of his 10 saves in 11 appearances in the month of August...did not allow a hit over a four-game stretch from Aug. 24 to Sept. 2 (6.0 ip) and finished the season with a 7.0-inning scoreless streak...pitched for Este in the Dominican Winter League following the season and had a save and a 2.84 ERA in 10 relief appearances.

2015—Pitched exclusively in relief for the first time in his career...began the season at Triple-A Albuquerque and went 5-5 with a 3.79 ERA in 36 relief appearances...was promoted to Colorado Aug. 23 and spent the remainder of the season with the Rockies...was 2-0 with a 6.10 ERA in 11 games...allowed a .282 opponents batting average, including .250 against right-handed hitters compared to .333 against left-handers...opponents hit .154 with runners in scoring position and were 0-for-6 with RISP and two outs...first batters faced were 4-for-10 (.400) with a walk but he stranded all three of his inherited runners...had a 2.70 ERA and .217 opponents batting average in six games at Coors Field, a 12.27 ERA and .375 opponents average in five games on the road...did not allow a run in his first 5.0 innings (three games) with the Rockies...recorded his first career win Aug. 26 at Atlanta after pitching a hitless, scoreless sixth inning in which he allowed two walks...his second win came in his next outing Aug. 31 against Arizona...struck out 74 batters in 57.0 innings with Albuquerque, an average of 11.68 per nine innings...allowed a .242 opponents batting average, including .215 against left-handed hitters compared to .257 against right-

handers...yielded a .206 batting average with runners in scoring position...five of the six home runs he allowed were solo shots...stranded all seven of his inherited runners...had a 2.67 ERA and .177 opponents batting average in 17 road games, a 4.80 ERA and .293 opponents average in 19 contests at home...tossed at least one inning in 32 of his 36 appearances, including two or more 16 times...picked up the win in each of his first three appearances and then took the loss in his fourth game...was 3-1 a 2.00 ERA in eight games in April...was named Pacific Coast League Pitcher of the Week for the week of May 4-10 after going 1-0 with a 0.00 ERA (8.0 ip, 2 h, 1 bb, 8 so) in three outings...did not allow a run over six-game stretch from July 2 to 28 (12.2 ip) and compiled a 0.66 ERA in eight games in July.

2014—Was signed by the Colorado Rockies to a minor league contract April 22 but did not pitch after undergoing “Tommy John” surgery following the 2013 season.

2013—Spent the majority of the season at Triple-A Charlotte where he was 3-7 with a 5.83 ERA in 27 appearances (12 starts)...was recalled by Chicago (AL) June 29 and went 0-1 with a 2.70 ERA and .217 opponents batting average in four relief appearances with the White Sox...made his Major League debut July 5 and allowed no runs on two hits with three strikeouts in a 3.0 in-nings of relief...took the loss in his final outing July 13 at Philadelphia (1.2 ip, 1 h, 1 r, 1 er, 1 bb) and was optioned back to Charlotte the next day...with the Knights, he allowed a .272 opponents batting average...that included .255 against right-handed hitters compared to .295 against left-handers...his first 12 outings were all starts and he was 2-6 with a 4.95 ERA in those games...went 1-1 with an 8.17 ERA over his final 15 appearances, all in relief...went 3-0 with a 2.55 ERA over his final seven games (three starts) before his promotion to Chicago June 29...made one appearance for Este in the Dominican Winter League following the season (1.0 ip, 1 bb, 1 so).

2012—Went 7-5 with a 3.85 ERA in 21 starts between Double-A Birmingham, Triple-A Charlotte and advanced Rookie Bristol...ranked seventh in ERA and tied for ninth in wins among White Sox minor leaguers...held right-handed hitters to a .243 average...was promoted from Birmingham to Charlotte on June 22...left the game on June 28 at Pawtucket with a strained right forearm after throwing 7.0 scoreless innings...was on the disabled list with inflammation in his right forearm from July 27 to Aug. 24...made an injury rehabilitation start with Bristol on Aug. 20...entered the season ranked by *Baseball America* as the No. 3 prospect in the White Sox organization.

2011—Combined to go 7-8 with a 5.63 ERA and 94 strikeouts in 22 starts between Triple-A Tucson and Double-A San Antonio...posted a 1.59 ERA in his last three starts with the Missions and was 3-2 with a 2.53 ERA in his last seven...struck out a season-high 10 over 8.0 innings on July 31 against Frisco...made two relief appearances with Lacey in the Dominican Winter League...was traded to the Chicago White Sox with pitcher Pedro Hernandez for outfielder Carlos Quentin, Dec. 31.

2010—Went 7-7 with a 3.27 ERA in 26 games (25 starts) between Double-A San Antonio and Triple-A Portland...was named to the Texas League Midseason and Postseason All-Star Teams...was named TL Pitcher of the week for Aug. 3-9...was the starting pitcher for the World Team in the All-Star Futures Game at Angels Stadium...was rated by *Baseball America* in a midseason poll as the 17th best prospect in the minor leagues.

2009—Was named the Padres Minor League Pitcher of the Year...led the Midwest league in strikeouts (157) and strikeouts per nine innings (10.17) and ranked fifth in ERA...tossed a seven-inning no-hitter on Aug. 18 against Dayton, striking out nine...entered the season ranked by *Baseball America* as the No. 14 prospect in the Padres organization.

2008—Went 2-3 with a 3.99 ERA in 15 starts for Short-Season Single-A Eugene...limited left-handers to a .189 average.

2007—Appeared in 14 games (12 starts) with Rookie level Peoria in the Arizona League and was 2-6 with a 6.22 ERA...12 of his 14 appearances were starts...as a starter, went 1-6 with a 7.17 ERA.

2006—Made his professional debut with the DSL Padres...went 1-3 with a 4.63 ERA in 12 starts.

PERSONAL/MISCELLANEOUS

Simon Castro (Alfonseca)...was originally signed by Padres scouts Randy Smith and Felix Francisco.

LIFETIME PITCHING RECORD

Year	Club	W	L	ERA	G	GS	CG	SHO	SV	IP	H	R	ER	HR	HB	BB	IBB	SO	WP	BK
2006	DSL Padres	1	3	4.63	12	12	0	0	0	46.2	40	33	24	2	12	21	0	58	9	4
2007	AZL Padres	2	6	6.22	14	12	0	0	0	50.2	61	48	35	4	9	30	0	55	12	0
2008	Eugene	2	3	3.99	15	15	0	0	0	65.1	54	35	29	3	14	29	0	64	8	0
2009	Fort Wayne	10	6	3.33	28	27	1	1	0	140.1	118	61	52	9	10	37	0	157	15	3
2010	San Antonio	7	6	2.92	24	23	0	0	0	129.2	107	55	42	8	6	36	1	107	2	3
	Portland	0	1	7.84	2	2	0	0	0	10.1	16	10	9	1	0	6	0	6	0	0
2011	Tucson	2	2	10.17	6	6	0	0	0	25.2	37	30	29	5	0	18	0	21	6	1
	San Antonio	5	6	4.33	16	16	0	0	0	89.1	95	48	43	9	6	16	0	73	3	1
2012	Birmingham	6	4	3.70	15	15	0	0	0	90.0	89	50	37	4	3	21	0	72	1	0
	Charlotte	1	1	4.32	5	5	0	0	0	25.0	32	13	12	2	2	6	0	16	1	0
	Bristol	0	0	4.50	1	1	0	0	0	2.0	3	1	1	0	0	0	0	0	0	0
2013	Charlotte	3	7	5.83	27	12	0	0	0	92.2	98	61	60	14	3	33	0	82	2	1
	CHICAGO (AL)	0	1	2.70	4	0	0	0	0	6.2	5	2	2	1	1	3	0	6	0	0
2014	Tulsa	(Injured — Did not pitch)																		
2015	Albuquerque	5	5	3.79	36	0	0	0	0	57.0	53	27	24	6	3	20	0	74	4	2
	COLORADO	2	0	6.10	11	0	0	0	0	10.1	11	7	7	0	1	5	0	9	0	0
2016	Albuquerque	0	5	3.38	50	0	0	0	10	53.1	52	21	20	5	5	12	0	58	3	1
2017	Nashville	3	5	3.32	33	0	0	0	4	38.0	24	21	14	3	6	21	3	63	9	0
	OAKLAND	1	3	4.38	26	0	0	0	0	37.0	32	20	18	7	2	14	0	35	1	0
	AL Totals	1	4	4.12	30	0	0	0	0	43.2	37	22	20	8	3	17	0	41	1	0
	NL Totals	2	0	6.10	11	0	0	0	0	10.1	11	7	7	0	1	5	0	9	0	0
	ML Totals	3	4	4.50	41	0	0	0	0	54.0	48	29	27	8	4	22	0	50	1	0

CAREER TRANSACTIONS

2006 — Signed by the San Diego Padres organization as a non-drafted international free agent, May 8. **2011** — Traded to the Chicago White Sox with pitcher Pedro Hernandez for outfielder Carlos Quentin, December 31. **2013** — Elected free agency, November 4. **2014** — Signed by the Colorado Rockies to a minor league contract, April 22. Released, October 13; re-signed by Colorado to a minor league contract, October 15. **2015** — Elected free agency, October 15; re-signed by Colorado to a minor league contract, October 19. **2016** — Elected free agency, November 7; signed by the Oakland Athletics to a minor league contract, December 9. **2017** — Elected free agency, November 6; re-signed by the Oakland Athletics to a minor league contract, December 7.

CASTRO'S CAREER BESTS

Low Hit Complete Game: None

Innings Pitched: 3.0, July 5, 2013 at Tampa Bay

Strikeouts: 4, July 5, 2013 at Tampa Bay

Pitches: 51, July 5, 2013 at Tampa Bay

Longest Winning Streak: 2, August 26 to 31, 2015

Longest Losing Streak: 2, August 23, 2017 to present


Longest Scoreless Streak: 9.0, July 25 to August 6, 2017

RECENT NON-ROSTER INVITEES TO PLAY FOR OAKLAND

2017: Michael Brady, Simon Castro, Jaff Decker, Ryan Lavarney, Josh Smith, Cesar Valdez
2016: Matt McBride, Patrick Schuster, Chris Smith, Eric Surkamp
2015: Carson Blair, Jason Pridie, Pat Venditte, Barry Zito
2014: Sam Fuld
2013: Luke Montz
2012: Jim Miller, Brandon Moss, Evan Scribner
2011: Andy LaRoche, Jai Miller
2010: Cedrick Bowers
2009: Kevin Cameron, Matt Carson
2008: Brooks Conrad, Kirk Saarloos, Mike Sweeney

2007: J.J. Furmaniak, Erasmo Ramirez
2006: Doug Clark, Randy Keisler
2005: Hiram Bocachica, Jermaine Clark, Britt Reames
2004: Ramon Castro
2003: Mike Edwards, Ron Gant, David McCarty, Adam Melhuse
2002: Jose Flores, Larry Sutton
2001: Andy Abad, Erik Hiljusz, Robin Jennings, Tom Wilson
2000: Jon Ratliff, Rich Sauveur, Jeff Tam

Note: List only includes players not with the A's organization the previous year

**INFIELDER****Height/Weight:** 6-0 / 211**Birthdate:** April 28, 1993**Birthplace/Resides:** Victorville, California / Trabuco Canyon, California**Major League Service:** 109 days**Obtained:** Selected in the 1st round of the 2014 First-Year Player Draft**Contract Status:** First year of a one-year contract through 2018**CAREER HIGHLIGHTS**

The A's first round selection (25th pick overall) in the 2014 draft made his Major League debut with Oakland in 2017, batting .234 with 14 home runs and 40 RBI in 84 games...was the third baseman on *Baseball America's* All-Rookie Team...is a .244 (294-for-1207) hitter with 80 home runs and 203 RBI in 320 games in four seasons in the minors...was named Texas League Player of the Year in 2016 at Double-A Midland after leading the league in runs (78), home runs (29) and slugging (.521)...hit 36 home runs overall, which ranked third in all of minor league baseball...missed two months of the 2015 season with a knee and wrist injury but still hit 23 home runs in 80 games with Single-A Stockton...spent most of his first pro season at Beloit in 2014 but had a late season promotion to Midland and helped the RockHounds to the Texas League Championship...was rated by *Baseball America* as the A's fourth best prospect following the 2014 season and third best after 2015 and 2016.

2017 HIGHLIGHTS

Was selected from Triple-A Nashville June 15 and started 83 of the A's 84 games at third base while on the active roster following his promotion (had a 14-day stint on the DL)...led Major League rookies in doubles (21) and extra base hits (37) after the All-Star Break and ranked third among American League rookies in runs (37), home runs (14) and RBI (37)...batted .234 with 14 home runs and 40 RBI in 84 games overall in his ML debut...ranked sixth among AL rookies in walks (32), seventh in doubles (23), eighth in extra base hits (39), ninth in total bases (137), 10th in home runs and tied for 10th in RBI...was the third baseman on *Baseball America's* All-Rookie Team...had 68 hits, 39 of which went for extra bases (57.4%)...that was the second highest percentage of hits going for extra bases in Athletics history among players with 250 or more plate appearances (59.8%, McGwire in 1995)...turned 34 double plays in 84 games as a third baseman, which ranked fourth among AL third basemen and fifth in Oakland history...they were the most in ML history among third basemen with fewer than 100 games played...averaged 3.57 total chances per nine innings, which is the best mark in Oakland history by a third baseman with 40 or more games played...committed 13 errors, which tied for sixth most among AL third basemen...his 83 starts were the most by an A's rookie third baseman since Eric Chavez had 98 in 1999...hit .284 at home compared to .183 on the road...batted .244 (20-for-82) against left-handed pitching, .231 (48-for-208) against right-handers...had a .266 batting average with runners in scoring position, but that dropped to .156 with RISP and two outs...10 of his 14 home runs were solo shots...hit .197 against a pitcher the first time he saw him in a game, .309 after that...batted .220 in 39 games hitting seventh and .291 in 24 games in the eight spot.

OAKLAND: Was selected from Nashville June 15 and made his ML debut that night against New York (AL)...went 0-for-3 with two walks...collected his first big league RBI on a second inning ground out against the Yankees on June 16...then had the game-winning two-run single in the bottom of the eighth inning off Jonathan Holder for his first hit...started all four games at third base in the series against New York and went 3-for-14 (.214) with three RBI and seven strikeouts before he was placed on the 10-day disabled list June 22 retroactive to June 19 with left knee cellulitis...went 0-for-7 on a two-game rehab assignment with Single-A Stockton on July 1 and 2 and was reinstated from the DL July 3...went 2-for-24 (.083) with 13 strikeouts over his first seven games to lower his overall batting average to .132...then went 5-for-9 with two doubles, a triple and two home runs in a three-game series against Cleveland July 14-16...hit his first Major

League home run July 15 off Corey Kluber, a solo blast in the third inning...added his second home run in the eighth inning and the two-homer game came in the 13th game of his career...the only other player in Oakland history with a two-homer game that early in his career is Mitchell Page, who did it in his sixth game on April 13, 1977...also doubled in the fifth inning for the first three-hit game of his career...homered in three straight games July 22-24 to become the first A's rookie to homer in three straight games since Josh Donaldson (Aug. 29-31, 2012)...hit .193 in July but 12 of his 16 hits were for extra bases (.494 slugging percentage)...that gave him a .196 batting average overall...then batted .277 with 15 RBI in 27 games in August...added 10 doubles and four home runs for a .511 slugging percentage...tied for third in the AL in doubles in August...was ejected from the game in the fourth inning Sept. 6 by home plate umpire Mike Everitt...hit .391 (9-for-23) with two home runs and six RBI during a career-best six-game hitting streak from Sept. 4-10...then went 5-for-42 (.119) over his next 13 games before finishing the season with another six-game hitting streak (7-for-22, .318).

NASHVILLE: Hit .257 with 16 home runs and 30 RBI in 49 games with Nashville...added six doubles and two triples for a .589 slugging percentage...the home runs were tied for third most in the Pacific Coast League and tied for fifth in all of the minor leagues at the time of his June 15 promotion to Oakland...also ranked fifth in the PCL in slugging...had a .192 batting average with five home runs and 11 RBI over his first 21 games through May 14, .304 with 11 home runs and 19 RBI over his final 28 contests...hit .320 (8-for-25) against left-handed pitching and .247 (37-for-150) with 15 of his 16 home runs against right-handers...batted .301 with 12 home runs and 20 RBI in 27 games on the road, .194 with four home runs and 10 RBI in 22 games at home...had a .338 batting average in the six inning or later, .189 over the first five innings...batted .417 with a .475 on-base percentage when leading off an inning...hit .337 with 12 of his 16 home runs with the bases empty, .156 with runners on...had a .140 average with runners in scoring position...went 0-for-7 with six strikeouts over his first two games before going on the disabled list April 8 with a sprained left wrist...had a season-high four strikeouts April 6 at Round Rock (matched June 7 at Omaha)...was reinstated from the DL April 22...stole two of his five bases for the season on April 28 against New Orleans...batted .115 in eight games in the month of April...had two home runs and drove in a season-high three runs May 2 at Round Rock...homered in three straight games from May 16-18 and had six home runs, all solo shots, over a 10-game span from May 16-25...batted .272 with 11 home runs and 20 RBI in 29 games in May...the home runs led all of minor league baseball...hit safely in each of his final 11 Triple-A games beginning June 2...went 14-for-42 (.333) with five home runs and 10 RBI during the streak...singled and walked a season-high three times in four plate appearances against Iowa June 13.

CAREER

2016—Was named Texas League Player of the Year after batting .244 with 29 home runs and 83 RBI in 117 games with Double-A Midland...led the league in runs (78), home runs, slugging percentage (.521), extra base hits (59) and strikeouts (147), ranked second in RBI, tied for third in walks (59), tied for fourth in total bases (228) and 10th in doubles (26)...was named to the TL Midseason and Postseason All-Star teams and was a *Baseball America* Double-A All-Star...was promoted to Triple-A Nashville in mid-August and hit .197 with seven home runs and 13 RBI in 18 games with the Sounds...combined to hit .237 with 36 home runs and 96 RBI in 135 games...the home runs were third most in all of minor league baseball behind Dylan Cozens (40) and Rhys Hoskins (38) of the Phillies organization...also tied for fourth in the minors in extra base hits (68), ranked sixth in total bases (267) and tied for 10th in RBI...led the A's farm system in home runs, RBI, runs (92), extra base hits and total bases, ranked second in slugging (.519), third in walks (68), tied for sixth in triples (5) and 10th in hits (122) and doubles (27)...the 36 home runs tied for fourth most by an A's minor leaguer since the club moved to Oakland in 1968...had 15 home runs and 36 RBI in 68 games through June 20...then hit 21 home runs and drove in 60 runs over his final 67 contests...batted .282 against left-handed pitching compared to .225 against right-handers...24 of his 31 hits against lefties were for extra bases (11 doubles, three triples, 10 home runs)...slugged .709 against lefties, .468 against righties...with Midland, he hit .282 at home compared to .209 on the road...led TL third basemen in fielding (.971), total chances (342), putouts (87), assists (245) and double plays (41)...overall, he appeared in 118 games a third base and 10 at shortstop...committed 11 errors as a third baseman (.973 fielding percentage) and five as a shortstop (.911)...hit in every spot in the order from second through seventh and saw his

most action with 57 games in the clean-up spot and 33 hitting fifth...was rated as the A's No. 3 prospect by *Baseball America* following the season...went 3-for-4 with two home runs and five RBI April 17 against Northwest Arkansas...it was his first of five multi-homer games...it began a 12-game stretch from April 17 to 29 where he batted .347 with six home runs, 13 RBI and 15 runs scored...had a season-best eight-game hitting streak from May 12 to 20 (11-for-35, .314)...went 4-for-8 in a 15-inning game on May 17 against Frisco...had his second two-homer game of the season May 25 at Springfield...started at third base for the South Division All-Stars in the Texas League All-Star Game on June 28 at Springfield and went 0-for-2 with a walk...homed in three straight games from June 30 to July 2 and had five home runs and 17 RBI over a 12-game stretch from June 30 to July 11...went 4-for-5 with three doubles and four RBI on July 19 against Corpus Christi...went 25-for-73 (.342) with seven home runs and 22 RBI over his final 20 games with Midland...finished July with 27 RBI in 29 games...matched his season-high with an eight-game hitting streak from July 30 to Aug. 6...went 13-for-32 (.406) with five doubles a triple, two home runs and 10 RBI during the streak...capped the streak on Aug. 6 against Corpus Christi by hitting two home runs and driving in a season-high six runs...added another two-homer game four days later on the 10th at Tulsa...was named TL Player of the Week Aug. 15 after going 7-for-22 (.318) with three doubles, three home runs and eight RBI in six games during the week of Aug. 8-14...was promoted to Nashville Aug. 17...had seven home runs and 11 RBI over his final 13 contests...combined in the month of August for nine home runs and 24 RBI in 28 games...hit three home runs Sept. 3 at New Orleans and matched his season-high with four hits...went 2-for-14 (.143) with three walks in four postseason games for Nashville.

2015—Spent the entire season at Single-A Stockton but appeared in just 80 games due to two stints on the disabled list...batted .250 with 23 home runs and 57 RBI...despite the limited playing time, he led the A's farm system in home runs and tied for seventh with 47 extra base hits...tied for seventh in the California League in home runs for the season but his 23 home runs were the most in the league from May 7 to Aug. 3 (between his two stints on the DL)...hit .259 against right-handed pitching compared to .215 against left-handers...clubbed 16 of his 23 home runs at home...batted .260 with runners in scoring position...appeared exclusively at third base on defense where he committed 19 errors in 77 games for a .922 fielding percentage...hit .262 with 15 home runs and 36 RBI in 45 games batting fourth...also hit fifth 26 times, sixth six times and third three times...began the season on the disabled list with a strained left knee and was reinstated May 7...hit .297 over a 28-game stretch from May 13 to June 13...connected for his lone two-homer game of the season May 31 against Lake Elsinore...had a season-high eight-game hitting streak from June 19 to 30 but had just one hit in each game (8-for-31, .258)...homed in three consecutive games from June 19-21...had six home runs and 12 RBI over an 11-game stretch from June 19 to July 3...homed in three consecutive games for the second time July 18-20...that was part of a 19-game stretch from July 12 to Aug. 1 where he had nine home runs and 19 RBI...had his best month in July when he hit .280 with 10 doubles, a triple, 10 home runs and 22 RBI in 29 games...slugged .673...tied for the lead in all of minor league baseball in July home runs (Adam Duvall, Louisville) and tied for second in extra base hits (21)...was placed on the disabled list a second time Aug. 4 with a left wrist contusion...was reinstated Sept. 2 and went 0-for-11 over his final three games...was not on the Ports postseason roster...was rated as the A's third best prospect by *Baseball America* following the season.

2014—Spent most of his first professional season at Single-A Beloit of the Midwest League where he batted .237 with five home runs and 20 RBI in 50 games...also appeared in three games with the A's affiliate in the Arizona Rookie League and one with Double-A Midland and hit .246 in 54 games overall...batted .250 against left-handed pitchers compared to .245 against right-handers...hit .343 when leading off an inning...appeared exclusively at third base on defense where he committed 12 errors in 41 games for a .910 fielding percentage...saw most of his playing time with 48 games batting third in the order...went 2-for-5 with a double in his professional debut with the A's affiliate in the Arizona Rookie League on June 20 against the Angels...went 6-for-14 (.429) with three two-hit games in three games before he was transferred to Beloit June 23...hit his first professional home run June 29 against Kane County...was batting .267 with two home runs and eight RBI in 21 games with the Snappers when he was placed on the disabled list July 17 with a left hip contusion...was reinstated July 25 and hit .217 with three home runs and 12 RBI in 29 games following his return...hit his first career grand slam Aug. 22 against Quad

Cities and had a season-high six RBI...was sent to Midland Sept. 1 and went 0-for-3 in his only game that day at Frisco...then batted .310 with two home runs and four RBI in eight postseason games to help the RockHounds to the Texas League Championship...was rated as the A's fourth best prospect by *Baseball America* following the season.

PERSONAL/MISCELLANEOUS

Matthew James Chapman was originally signed by A's scout Eric Martins...graduated from El Toro (CA) High School...attended Cal State Fullerton...was All-Big West Honorable Mention as a freshman, Second Team as a sophomore and First Team as a junior...was a *Baseball America* and Louisville Slugger Third-Team All-American as a junior.

LIFETIME PLAYING RECORD

Year	Club	AVG.	G	AB	R	H	2B	3B	HR	RBI	SH	SF	HP	BB	SO	SB	CS	SLG	OBP	E
2014	AZL Athletics	.429	3	14	1	6	1	1	0	0	0	0	0	1	1	0	0	.643	.467	1
	Beloit	.237	50	190	22	45	8	3	5	20	0	0	5	7	46	2	1	.389	.282	11
	Midland	.000	1	3	0	0	0	0	0	0	0	0	0	0	0	0	0	.000	.000	0
2015	Stockton	.250	80	304	60	76	21	3	23	57	0	4	5	39	79	4	1	.566	.341	19
2016	Midland	.244	117	438	78	107	26	4	29	83	0	4	3	59	147	7	4	.521	.335	15
	Nashville	.197	18	76	14	15	1	1	7	13	0	0	0	9	26	0	0	.513	.282	1
2017	Nashville	.257	49	175	30	45	6	2	16	30	0	3	1	25	63	5	4	.589	.348	7
	OAKLAND	.234	84	290	39	68	23	2	14	40	0	2	2	32	92	0	3	.472	.313	13
	Stockton	.000	2	7	0	0	0	0	0	0	0	0	0	1	3	0	0	.000	.125	0
ML Totals		.234	84	290	39	68	23	2	14	40	0	2	2	32	92	0	3	.472	.313	13

CAREER TRANSACTIONS

2014 — Selected by the Oakland Athletics in the 1st round (25th selection overall) of the First-Year Player Draft.

2017 — On the disabled list, June 19 to July 2; included rehabilitation assignment to Stockton, July 1 to 2.

CHAPMAN'S CAREER BESTS

Hits: 3 (three times), last: September 8, 2017 vs. Houston

Home Runs: 2, July 15, 2017 vs. Cleveland

Runs Batted In: 3 (three times), last: August 13, 2017 vs. Baltimore

Stolen Bases: None

Hitting Streak: 6 (twice), last: September 26, 2017 to present

Hitless Streak (At Bats): 12, July 4-8, 2017

Game Ending RBI: None

Grand Slams: None

Pinch-Hit Home Runs: None

Inside-The-Park Home Runs: None

Lead Off Home Runs: None

OAKLAND A'S OPENING DAY TRIVIA

Most Starts

- 12 Rickey Henderson
- 11 Eric Chavez
- 9 Sal Bando
- Reggie Jackson
- Carney Lansford
- Mark McGwire
- Terry Steinbach
- 8 Bert Campaneris
- Mark Ellis
- Dwayne Murphy

Most Starts by Position

- P: Stewart 6, Langford, 5, Hunter 3, Hudson 3
- C: Steinbach 9, Suzuki 5, Heath 4, Hernandez 4
- 1B: McGwire 9, Giambi 4, Barton 4
- 2B: Ellis 8, Green 6, Phillips 4
- 3B: Chavez 10, Bando 9, Lansford 9
- SS: Campaneris 8, Bordick 5, Tejada 5, Crosby 5
- LF: Henderson 12, Rudi 4, four with 2
- CF: Murphy 8, North 5, D. Henderson 5
- RF: Jackson 8, Armas 5, Canseco 5, Davis 5
- DH: Berroa 3, Durazo 3, six with 2

Most Consecutive Starts

- P: 5 Stewart (1988-92)
- C: 9 Steinbach (1988-96)
- 1B: 8 McGwire (1988-95)
- 2B: 7 Ellis (2005-11)
- 3B: 9 Bando (1968-76), Chavez (1999-2007)
- SS: 5 Campaneris (1968-72), Bordick (1992-96), Tejada (1999-03), Crosby (2004-08)
- LF: 6 Henderson (1990-95)
- CF: 8 Murphy (1980-87)
- RF: 8 Jackson (1968-75)
- DH: 3 Berroa (1995-97), Durazo (2003-05)

CATCHER

Height/Weight: 5-11 / 199

Bats/Throws: Right / Right

Birthdate: August 5, 1995

Opening Day Age: 22

Birthplace/Resides: Saltillo, Mexico / Saltillo, Mexico

Major League Service: None

Obtained: Signed as a non-drafted free agent, November 16, 2011

Contract Status: First year of a one-year contract through 2018



NON-ROSTER INVITEE

CAREER HIGHLIGHTS

The native of Mexico was signed by the A's as a non-drafted free agent Nov .16, 2011...is a .189 (193-for-1021) hitter with two home runs and 57 RBI in 327 games over six professional seasons...has played primarily catcher in his career (295 games) and has tossed out 149-of-330 (45.2%) attempted base stealers...has also played 14 games at second base, one at first base and one at third base, all in the Dominican...hit the first two home runs of his professional career in 2017 after going homerless over his first 276 games...was a Midwest League Midseason All-Star in 2016.

2017 HIGHLIGHTS

Spent the entire season at Single-A Stockton and hit .192 with two home runs and 11 RBI in 52 games...the home runs were the first of his professional career and he also had a career-high 10 doubles...matched his best with two stolen bases...hit .303 (10-for-33) against left-handed pitchers compared to .164 (22-for-134) with both of his home runs against right-handers...batted .146 with runners in scoring position...had a .132 batting average and .154 on-base percentage when leading off an inning...hit .247 over innings 1-5 and .122 from the sixth inning on...appeared exclusively at catcher on defense and caught 50 games...tossed out 17-of-44 (38.6%) attempted base stealers...committed eight errors (.983 fielding percentage)...also went 0-for-6 in two games as the designated hitter and was 0-for-1 with a strikeout as a pinch hitter...saw his most playing time with 40 games batting ninth but also hit eighth eight times, seventh twice and fourth and sixth once each...had seven multiple hit games, but never had more than two hits...played for Jalisco in the Mexican Pacific Winter League following the season and hit .261 with three RBI in 26 games.

STOCKTON: Began the season on the disabled list with a strained right rotator cuff...was reinstated April 26 and went 0-for-4 in his first game the next day against Lancaster...then hit safely in a season-high nine consecutive games from April 29 to May 12 (11-for-34, .324) to boost his average to a season high .289...drove in a run in four consecutive games from April 29 to May 4...hit his first professional home run in his second game of the season April 29 at San Jose...it snapped a career-opening 276-game, 858-at bat homerless streak...his second home run came three games later on May 4 against San Jose but he did not homer over his final 47 games...went 2-for-43 (.047) with one RBI over a 15-game stretch from May 14 to June 28...walked twice May 16 against Inland Empire, his only game with more than one walk...went 0-for-4 with a season-high four strikeouts May 26 at Rancho Cucamonga...went 1-for-22 (.045) in eight games in June...then hit .221 over his final 27 games...collected a pair of doubles July 8 at Lancaster...drove in two runs Aug. 14 at Rancho Cucamonga, his only multiple-RBI game of the season...hit .250 in nine games in August, his best single-month average of 2017...went 0-for-3 with a strikeout in one postseason game for the Ports.

CAREER

2016—Spent the entire season at Single-A Beloit where he batted .207 with nine doubles and 15 RBI in 80 games...was named to the Midwest League Midseason All-Star team...had career highs in games, at bats (251), runs (19), hits (52) and RBI...batted .328 against left-handed pitchers compared to .171 against right-handers...collected seven of his nine extra base hits against left-

ies (all doubles)...had an .823 OPS against lefties and .387 against righties...had a .113 batting average with runners in scoring position...collected seven of his 15 RBI in bases loaded situations...hit .228 at night, .111 during the day...batted .245 when leading off an inning...appeared exclusively at catcher on defense and tossed out 35-of-76 (46.1%) attempted base stealers, which was the highest percentage in the Midwest League...committed six errors in 79 games behind the plate (.990 fielding percentage)...also went 1-for-4 with two RBI in one game as the designated hitter...hit in each of the bottom four spots in the order and saw his most playing time with 70 games batting ninth...collected a season-high three hits and a season-high two RBI April 11 at Clinton...had another three-hit game April 29 against Great Lakes and one other two-RBI game on July 14 at Dayton...hit safely in a season-high six consecutive games from April 27 to May 8 (8-for-21, .381)...had his best month of the season in April when he hit .289 with five RBI in 12 games...had a 38-game errorless streak from May 26 to Aug. 7...was on the disabled list from June 9 to 24 with a right thumb contusion and missed the Midwest League All-Star Game, which was played on June 21...played three games for Jalisco in the Mexican Pacific Winter League following the season and went 1-for-5 (.200) with a RBI.

2015—Began the season at Single-A Beloit and was hitting .146 with four RBI in 43 games when he was transferred to Single-A Stockton July 1...batted .100 with two RBI in 22 games with the Ports and combined for a .132 batting average in 65 games overall...added a career-high 14 walks...hit .184 against left-handed pitchers, .115 against right-handers...batted .211 in 13 day games, .113 in 52 contests at night...appeared in 64 games at catcher and tossed out 29-of-72 (40.3%) attempted base stealers...also pitched twice and allowed two unearned runs in 2.1 innings...saw his most playing time with 31 games batting ninth and 24 hitting eighth...went 0-for-34 over a 13-game stretch from July 9 to Aug. 17...made his professional debut as a pitcher July 26 at Lancaster (1.1 ip, 1 h, 2 r, 0 er, 1 so, 1 hr)...pitched again Aug. 15 against Visalia (1.0 ip, 1 h)...had a season-high three hits Aug. 30 against Inland Empire.

2014—Played for three different teams in the A's farm system in his first season in the United States and combined for a .172 batting average, four doubles, and eight RBI in 65 games...began the season at Double-A Midland and went 2-for-12 (.167) in three games before he was transferred to Single-A Beloit April 16...hit .205 in 46 games with the Snappers and was sent to Short Season Single-A Vermont July 23...had a .093 batting average in 16 games with the Lake Monsters...batted .188 against right-handed pitchers, .114 against left-handers...hit .229 in the seventh inning or later...appeared in 65 games at catcher and tossed out 28-of-78 (35.9%) attempted base stealers...batted ninth 59 times...batted .302 with four of his eight RBI in 18 games in May.

2013—Spent his second consecutive season with the A's affiliate in the Dominican Summer League and hit .223 with nine RBI in 30 games...matched his career high with two stolen bases...hit .256 against right-handed pitchers, .091 against left-handers...batted .274 at home...had a .370 batting average with runners on base...hit .407 with runners in scoring position including .471 with RISP and two outs...tossed out 25-of-37 (67.6%) attempted base stealers in 22 games as catcher...also appeared in six games at second base and one at first base.

2012—Made his professional debut with the A's affiliate in the Dominican Summer League and hit .250 with eight RBI in 35 games...collected the only triple of his career and stole a career high two bases...tossed out 15-of-23 (65.2%) attempted base stealers in 15 games at catcher...also appeared in eight games at second base and one at third base.

PERSONAL/MISCELLANEOUS

Jose Santiago Chávez (Trevino) was originally signed by David Tapia.

LIFETIME PLAYING RECORD

Year	Club	AVG.	G	AB	R	H	2B	3B	HR	RBI	SH	SF	HP	BB	SO	SB	CS	SLG	OBP	E
2012	DSL A's	.250	35	96	8	24	4	1	0	8	2	0	1	9	18	2	3	.313	.321	2
2013	DSL A's	.223	30	112	7	25	4	0	0	9	2	0	1	2	4	2	2	.259	.243	3
2014	Midland	.167	3	12	1	2	1	0	0	1	0	0	1	4	0	0	.250	.231	1	
	Beloit	.205	46	132	8	27	3	0	0	4	7	1	4	9	23	0	1	.227	.274	2
2015	Vermont	.093	16	54	3	5	0	0	0	3	2	0	1	3	17	0	0	.093	.155	3
	Beloit	.146	43	137	11	20	4	0	0	4	5	0	0	12	34	0	0	.175	.215	7
2016	Stockton	.100	22	60	6	6	2	0	0	2	2	0	0	2	15	0	0	.133	.129	2
	Beloit	.207	80	251	19	52	9	0	0	15	5	3	2	12	51	0	0	.243	.246	6
2017	Stockton	.192	52	167	12	32	10	0	2	11	1	1	1	10	58	2	1	.287	.240	8
Minor League Totals		.189	327	1021	75	193	37	1	2	57	26	5	10	60	224	6	7	.233	.240	34

LIFETIME PITCHING RECORD

Year	Club	W	L	ERA	G	GS	CG	SHO	SV	IP	H	R	ER	HR	HB	BB	IBB	SO	WP	BK
2015	Stockton	0	0	0.00	2	0	0	0	0	2.1	2	2	0	1	0	0	0	1	0	0

CAREER TRANSACTIONS

2011 — Signed by the Oakland Athletics as a non-drafted free agent, November 16.

ATHLETICS BIGGEST COMEBACK

On July 20, 2009, the A's set an Oakland record by overcoming an eight-run deficit to win. Trailing Minnesota 12-2 entering the bottom of the third inning, the A's scored three times in the third, twice in the fourth and seven times in the seventh to win 14-13. The all-time Athletics record is also the Major League record, set by the Philadelphia A's on June 15, 1925 against Cleveland. The A's trailed by 12 runs in that game and scored 13 times in the bottom of the eighth to win 17-15.


RIGHT-HANDED PITCHER
Height/Weight: 5-11 / 198

Birthdate: January 19, 1992

Birthplace/Resides: St. Thomas, Virgin Islands / Commerce Township, Michigan

Major League Service: 1 year, 26 days

Obtained: Acquired from the Los Angeles Dodgers with Frankie Montas and minor leaguer Grant Holmes for Rich Hill and Josh Reddick, Aug. 1, 2016

Contract Status: First year of a one-year contract through 2018

Bats/Throws: Right / Right

Opening Day Age: 26

CAREER HIGHLIGHTS

Was one of three players acquired by Oakland from the Los Angeles Dodgers for Rich Hill and Josh Reddick at the 2016 trading deadline and is 11-10 with a 4.95 ERA in 29 starts over two seasons with the A's...ranked second among American League rookies in strikeouts (105), games started (24) and innings pitched (129.0) and tied for second in wins (9) in 2017...is 29-25 with a 3.65 ERA (190 er in 468.1 ip) in 104 career minor league appearances, including 68 starts...has 527 strikeouts in 468.1 innings (10.13 per nine innings)...was rated as the Dodgers ninth best prospect by *Baseball America* prior to the 2016 season and the A's fourth best prospect prior to 2017...led the Pacific Coast League in strikeouts (155) in 2016...came within one out of a perfect game Aug. 9, 2016 at Round Rock...pitched for Glendale in the Arizona Fall League following the 2015 season...was a Midseason Midwest League All-Star in 2013.

2017 HIGHLIGHTS

Went 9-10 with a 5.58 ERA in 24 starts over two stints with the A's...ranked second among American League rookies in strikeouts (105), games started and innings pitched (129.0) and tied for second in wins...did not have enough innings to qualify for the league leaders...however, based on a minimum of 125 innings pitched, he had the sixth highest ERA, opponents slugging percentage (.494) and opponents OPS (.833) in the AL...using the same minimum, he had the eighth highest ERA in Oakland history and the highest since Jimmy Haynes had a 6.34 ERA in 1999...the slugging percentage was fifth highest in Oakland history...allowed 28 home runs, which broke the Athletics rookie record of 27 set by Dan Pfister in 1962 and matched by Trevor Cahill in 2009...they were second most by any A's pitcher over the last 11 years (36 by A.J. Griffin in 2013)...allowed an average a 1.95 home runs per nine innings, which is the highest mark in Athletics history among pitchers with 110 or more innings pitched...was on the Opening Day roster and went 3-4 with a 5.68 ERA and .282 opponents average in seven starts before he was optioned to Triple-A Nashville May 11...was recalled on May 27 and went 2-4 with a 4.66 ERA and .239 opponents batting average in seven starts before going on the 10-day disabled list July 4 with a right thumb blister...was reinstated July 30 and went 4-2 despite a 6.19 ERA and .275 opponents batting average in 10 starts following his return...had an ERA of 4.18 or higher in each month of the season...went 4-6 with a 6.98 ERA in 13 starts in Oakland compared to 5-4 with a 3.94 ERA in 11 starts on the road...allowed 18 of his 28 home runs at home, which tied for fourth most in the AL...his home ERA was second highest in the majors among pitchers with 60 innings at home (Jimenez, BAL 7.86) and second highest in Oakland history (Redman, 7.46 in 2004)...was 7-3 with a 3.73 ERA and .196 opponents batting average in 12 starts during the day compared to 2-7 with a 7.78 ERA and .339 opponents average in 12 starts at night...tied for the AL lead in home runs allowed during the day (15) and tied for second in wins...based on a minimum of 50 innings pitched, he had the second highest night ERA in the AL (Holland, CWS 7.91) and third highest in Oakland history...is now 9-3 with a 3.35 ERA (31 er in 83.1 ip) in 14 career starts during the day, 2-7 with a 6.72 ERA (56 er in 75.0 ip) in 14 starts at night...allowed a .267 opponents batting average, which included .257 (56-for-218) against left-handed hitters compared to .275 (77-for-280) against right-handers...had an .837 OPS against lefties, .828 against righties...14 of his 28 home runs came with two outs, which was second most in the AL...13 came over the first two innings, including seven in the second inning, which tied for third...was 5-4 with a 4.74 ERA in 10 starts on four days rest, 4-6 with a 6.25 ERA in 14 starts on five days rest or more...went 4-5 with a 6.46 ERA in 12 starts against AL West competition compared to 5-5 with a 4.74 ERA in 12

starts against everyone else...received 15 wins of support in his 10 losses (2.58 RSA) and 38 runs of support in his nine wins (6.45 RSA)...tied for second in the AL in balks (2), tied for fifth in caught stealing (6) and sacrifice hits (4) and tied for seventh in unearned runs (11)...tossed six innings or fewer in 21 of his 24 starts.

OAKLAND: Was charged with the first loss of his career in his first start of the season, a 5-0 A's loss to Los Angeles (AL) on April 5...yielded five runs on eight hits in 4.1 innings...tossed a career-high tying 7.0 innings and combined with Casilla and Doolittle on a three-hit shutout in the A's 2-0 win at Kansas City April 10...allowed a career-high 10 hits in 4.1 innings in a 9-4 loss at Houston April 28...struck out a career-high nine batters in an 8-5 win at Minnesota May 4...also yielded two home runs in a game for the first time in his career...then allowed three home runs in his next start May 9 against Los Angeles (AL), his first of four games with three home runs (Aug. 9 vs. Seattle, Sept. 2 at Seattle, Sept. 8 vs. Houston)...allowed a career-high seven runs in a 7-3 loss to Los Angeles (AL) May 9...that began a career-high four-game losing streak that spanned five starts through June 13...had a 6.59 ERA during the streak...tossed a career-high 107 pitches at New York (AL) May 27...snapped his losing streak by winning consecutive starts on June 18 against New York (AL) and June 23 at Chicago (AL)...it was the first time in his career he won back-to-back starts...left the start against the White Sox with a blister after tossing 66 pitches...missed just one turn in the rotation before starting against the White Sox again on July 3...was placed on the 10-day disabled list July 6 retroactive to July 4 with a right thumb blister...made two rehab appearances (one start) with Triple-A Nashville and was a combined 1-0 with a 3.86 ERA and .188 opponents batting average before he was reinstated July 30...walked a career-high five batters in a career-low 3.2 innings in a no decision on July 30 against Minnesota...picked up the win Aug. 20 at Houston to begin a season-ending and career-high four-game winning streak...compiled a 4.83 ERA and .240 opponents batting average over that six-start stretch...matched his career high with nine strikeouts and did not walk a batter in 6.0 innings in an 8-3 win over Texas on Aug. 27...allowed a career-high tying seven runs in 5.0 innings in a 9-8 loss to Houston Sept. 8...missed his scheduled start on Sept. 18 at Detroit after straining his right groin during warm-ups...tossed 5.0 scoreless innings and allowed just one hit in his final start, a n 8-1 win over Texas Sept. 24.

NASHVILLE: Went 3-0 with a 2.95 ERA and .195 opponents batting average in four games, including three starts, with Nashville...walked just four batters in 21.1 innings (1.69 per nine innings) while striking out 28 (11.81 per nine innings)...surrendered three home runs...went 2-0 with a 2.25 ERA in two starts following his May 11 option...picked up the win May 21 at Sacramento start when he combined with Michael Brady on a three-hit shutout in the Sounds 4-0 win...tossed seven innings and allowed all three of the hits (1 bb, 9 so, 90 pitches)...was recalled by Oakland May 27 but returned to Nashville July 19 on a rehab assignment...his first outing came in relief July 19 at Iowa in a game started by a rehabbing Kendall Graveman...entered the game to start the fourth inning and tossed 3.1 innings...then started on July 25 against Las Vegas and was the winning pitcher in a 10-4 victory (6.0 ip, 2 h, 1 bb, 9 so).

CAREER

2016—Was one of three players acquired from the Los Angeles Dodgers for Rich Hill and Josh Reddick at the trading deadline and made his Major League debut with Oakland in September...went 2-0 with a 2.15 ERA and .185 opponents batting average in five starts with the A's...walked just four batters in 29.1 innings, an average of 1.23 per nine innings, and had a .214 opponents on-base percentage...struck out 23 for a strikeout-to-walk ratio of 5.75...yielded a .324 slugging percentage...his opponents batting average included a .146 mark against left-handed hitters compared to .217 against right-handers...issued all four of his walks to lefties...surrendered three of his four home runs to righties for a .400 slugging percentage (lefties slugged .229)...three of the four home runs were solo shots...three came after his 60th pitch in a game...yielded a .167 average with runners in scoring position and .132 with two strikes...opponents hit .163 the first two times through the lineup, .273 after that...did not allow a run in the first inning (5.0 ip) and yielded just one hit (.063 batting average)...had a 0.90 ERA over innings one through four, a 4.82 ERA from the fifth inning on...the A's were 4-1 (.800) in his starting assignments...walked one batter or fewer in four of his five starts (walked two in the other), allowed one earned run or fewer four times and three hits or fewer three times...was rated as the A's No. 4 prospect by *Baseball America* following the 2016 season...was recalled from Nashville Sept. 7 and made his ML de-

but that day against Los Angeles (AL) in Oakland...allowed a run on two hits in 6.1 innings and picked up his first big league win in a 4-1 decision...became the 16th pitcher in Oakland history to win his debut...is the first Athletics pitcher with more than six innings and two hits or fewer in his debut since Porter Vaughan on June 16, 1940 (7.0 ip, 2 h)...retired the side in order in each of the first three innings to become the fourth pitcher in Oakland history to retire at least each of the first nine batters he faced in his career (12, Jay Marshall in 2007; 9, Billy Taylor in 1994; 9, Dave Beard in 1980)...struck out Kaleb Cowart to end the second inning for his first strikeout...also allowed one earned run in each of his next three starts...since the earned run became an official stat in 1913, he is the first Athletic to start his career with four consecutive games of five innings or more and one earned run or fewer...was one of two Major Leaguers to do it in 2016 (Maeda, LAD)...left with a 2-1 lead in his third start Sept. 19 against Houston but the bullpen allowed a run in the eighth for the blown save in a game the A's would lose 4-2...yielded one run in a career-high 7.0 innings in a 7-1 win on Sept. 25 against Texas to improve to 2-0...began the season at Triple-A Oklahoma City in the Los Angeles Dodgers organization and went 8-5 with a 4.90 ERA in 22 games, including 16 starts...was assigned to Triple-A Nashville following the trade and went 3-1 with a 2.82 ERA in six starts with the Sounds...combined with both clubs for an 11-6 record and a 4.31 ERA in 28 games, 22 starts...led the Pacific Coast League, ranked second in Triple-A and tied for 12th in all of minor league baseball with 155 strikeouts...also led the PCL in opponents batting average (.214), tied for the league lead in shutouts (2), tied for second in complete games (2) and tied for 10th in wins (11)...surrendered 20 home runs, which tied for fourth most...allowed a .214 opponents batting average, including .192 against left-handed hitters compared to .229 against right-handers...surrendered 16 of his 20 home runs to righties for a .444 slugging percentage (lefties slugged .313)...13 of his home runs were solo shots...yielded a .198 batting average and .239 on-base percentage to batters leading off an inning...opponents hit .310 with runners in scoring position with Oklahoma City, .208 with Nashville...compiled a 10-4 record and a 3.94 ERA in his 22 starts...was 1-2 with a 9.00 ERA in six relief appearances and allowed his only inherited runner to score...went 9-4 with a 3.27 ERA in 21 games at night, 2-2 with a 7.84 ERA in seven games during the day...hit .150 (3-for-20) with a run, triple, three RBI, a walk and eight strikeouts with Oklahoma City...his teams were 12-10 (.545) in his starting assignments, including 5-1 with Nashville...tossed six innings or fewer in 18 of his 22 starts...walked two batters or fewer in 16 starts...had more strikeouts than innings pitched 15 times...tossed a complete game shutout in a five-inning rain-shortened 4-0 win over Memphis April 19...allowed two hits and one walk while striking out six...also picked up the win in his next start on April 24 at Iowa to improve to 2-1 with a 5.49 ERA...then pitched in relief in each of his next six appearances from April 29 to May 15 (1-2, 9.00 ERA)...returned to the starting rotation for good on May 23 at Fresno and went 3-0 with a 2.57 ERA and .144 opponents batting average over his first five starts following his return...was named Pacific Coast League Pitcher of the Week for the week of May 23-29 after going 1-0 with a 1.80 ERA in two starts...surrendered just four hits in 10.0 innings and struck out 15...including 10 strikeouts in the game at Fresno, his first of two 10-strikeout games...went 2-for-2 with a triple and RBI in the game at Sacramento...was the winning pitcher for the World team in the Futures Game on July 10 at San Diego...entered the game in the seventh inning with two outs and the United States leading 3-2...retired the only batter he faced and the World scored twice in the eighth and seven times in the ninth for an 11-3 win...was traded to the A's with Grant Holmes and Frankie Montas for Rich Hill and Josh Reddick on Aug. 1 and was assigned to Nashville...picked up the win in his first start with the Sounds on Aug. 4 at Colorado Springs allowing one run in 6.0 innings in a 5-4 win...came within one out of a perfect game in his next start on Aug. 9, a 3-0 win at Round Rock...retired each of the first 26 batters he faced before allowing a two-out triple to Doug Bernier in the bottom of the ninth...then struck out Drew Robinson for his season-high 12th strikeout of the game...was named PCL Pitcher of the Week for the second time Aug. 14...went 0-1 with a 7.59 ERA over his next two starts and 1-0 with a 1.42 ERA over his final two starts before his promotion to Oakland.

2015—Posted a combined 6-2 record with a 2.45 ERA and .223 opponents batting average in 21 games, including 11 starts, for Triple-A Oklahoma City, Double-A Tulsa, Single-A Rancho Cucamonga and Single-A Great Lakes...struck out 114 batters in 95.2 innings...his opponents batting average included a .204 mark against right-handed hitters compared to .248 against left-handers...yielded a .213 average with runners in scoring position, including .176 with RISP and two outs...began the season on the disabled list with a fractured left wrist...was reinstated May

26 and was sent to Great Lakes...appeared in one game for the Loons before being promoted on May 31 to Single-A Rancho Cucamonga...promoted to Tulsa June 21 where he spent the majority of the season...went 5-2 with a 2.30 ERA in 11 games, eight starts, for the Drillers...averaged better than a strikeout per inning at Double-A with 71 strikeouts against 21 walks in 62.2 innings...named Texas League Player of the Week for the period June 29-July 5...earned a promotion to Oklahoma City Aug. 22 and finished the season by appearing in five games with the OKC Dodgers...following the season, pitched for the Glendale Desert Dogs in the Arizona Fall League and posted a 3.77 ERA in five starts, while striking out 17 in 14.1 innings...added to the Dodgers 40-man roster on Nov. 21...was rated as the Dodgers ninth best prospect by *Baseball America*.

2014—Appeared in 25 games, including 20 starts, for Single-A Rancho Cucamonga, going 6-10 with a 4.05 ERA...ranked second in the California League with 138 strikeouts and a .239 opponents batting average and was seventh in ERA...averaged 9.8 strikeouts per nine innings and had a 4.06 strikeout-to-walk ratio (34 bb)...allowed a .239 opponents batting average, including .230 against left-handed hitters and .245 against right-handers...was named Cal League Pitcher of the Week July 28 after tossing 7.0 scoreless innings and allowing just one hit in a 7-1 win at Bakersfield July 22...then pitched a complete game shutout in his next start on July 29 against the Padres' Single-A Lake Elsinore, allowing just two hits and striking out 11...ended the season on the disabled list for the third consecutive year as he was placed on the DL Aug. 27 with a fractured right ankle.

2013—Combined to post a 4.01 ERA and limited the opposition to a .222 batting average, while going 2-7 in 21 games, 11 starts, with Single-A Great Lakes, Single-A Rancho Cucamonga and Double-A Chattanooga...opened the season with Great Lakes and was promoted to Chattanooga June 9...transferred to Rancho Cucamonga July 18...honored as a 2013 Midseason Midwest League All-Star, posting a 3.55 ERA and 58 strikeouts against just 17 walks in 11 games, nine starts...surrendered only four home runs in 74.0 combined innings...was on the Rancho Cucamonga disabled list from Aug. 6 through the end of the season with a fractured right elbow.

2012—Started his professional career with Rookie-level Ogden, going 1-0 with a 1.20 ERA and limiting batters to a .180 average in five games, including one start...struck out 20 batters against just three walks in 15.0 innings...did not pitch after Aug. 15 due to an inflamed right elbow.

PERSONAL/MISCELLANEOUS

Jharel Leandre Cotton was originally signed by Dodgers scout Clair Rierson...played two years of JUCO ball at Miami Dade College from 2010-11 before transferring to East Carolina University for his junior season...his brother, Jamaine, pitched in the Houston Astros organization from 2010-14...was born on St. Thomas (American Virgin Islands) and lived on Tortola (British Virgin Island) until he was 12 when he moved to St. Thomas...is the fourth pitcher in Major League history born in the Virgin Islands and just the second to pitch in more than one game (Al McBean, 1961-70)...is the 14th player born in the Virgin Islands in ML history, the third Athletic (Jose Morales, 1973; Jerry Browne, 1992-93).

LIFETIME PITCHING RECORD

Year	Club	W	L	ERA	G	GS	CG	SHO	SV	IP	H	R	ER	HR	HB	BB	IBB	SO	WP	BK
2012	Ogden	1	0	1.20	5	1	0	0	0	15.0	9	2	2	0	0	3	0	20	1	0
2013	Great Lakes	2	5	3.55	11	9	1	1	0	58.1	42	23	23	4	1	17	1	58	4	0
	Chattanooga	0	2	8.10	8	0	0	0	0	10.0	15	12	9	0	0	3	0	11	1	0
	Rancho Cucamonga	0	0	1.59	2	2	0	0	0	5.2	4	1	1	0	0	3	0	3	0	0
2014	Rancho Cucamonga	6	10	4.05	25	20	1	1	0	126.2	113	70	57	18	1	34	0	138	5	0
	Great Lakes	0	0	5.40	1	1	0	0	0	3.1	4	2	2	0	0	1	0	6	0	0
2015	Rancho Cucamonga	1	0	1.61	4	2	0	0	0	22.1	14	4	4	1	0	7	0	28	2	0
	Tulsa	5	2	2.30	11	8	0	0	0	62.2	49	18	16	4	0	21	0	71	3	0
	Oklahoma City	0	0	4.91	5	0	0	0	0	7.1	9	4	4	0	0	2	0	9	3	0
	Oklahoma City	8	5	4.90	22	16	1	1	0	97.1	80	59	53	17	0	32	0	119	10	0
2016	Nashville	3	1	2.82	6	6	1	1	0	38.1	28	12	12	3	0	7	1	36	2	0
	OAKLAND	2	0	2.15	5	5	0	0	0	29.1	20	10	7	4	0	4	0	23	1	0
	OAKLAND	9	10	5.58	24	24	0	0	0	129.0	133	91	80	28	4	53	1	105	9	2
2017	OAKLAND	9	10	5.58	24	24	0	0	0	129.0	133	91	80	28	4	53	1	105	9	2
	Nashville	3	0	2.95	4	3	0	0	0	21.1	15	8	7	3	0	4	0	28	1	0
ML Totals		11	10	4.95	29	29	0	0	0	158.1	153	101	87	32	4	57	1	128	10	2

CAREER TRANSACTIONS

2011 — Selected by the New York Mets in the 28th round of the First-Year Player Draft; did not sign. **2012** — Selected by the Los Angeles Dodgers in the 20th round of the First-Year Player Draft. **2016** — Traded to the Oakland Athletics with pitcher Frankie Montas and minor league pitcher Grant Holmes for pitcher Rich Hill and outfielder Josh Reddick, August 1. **2017** — On the disabled list, July 4 to 29; included rehabilitation assignment to Nashville, July 19 to 29.

COTTON'S CAREER BESTS

Low Hit Complete Game: None

Innings Pitched: 7.0 (twice), last: April 10, 2017 at Kansas City

Strikeouts: 9 (twice), last: August 27, 2017 vs. Texas

Pitches: 107, May 27, 2017 at New York (AL)

Longest Winning Streak: 4, August 20, 2017 to present

Longest Losing Streak: 4, May 9 to June 13, 2017

Longest Scoreless Streak: 10.0, September 19 to 25, 2016

OAKLAND A'S YOUNGEST ALL-STARS

20 years, 318 days	Claudell Washington, 1975
21 years, 196 days	Rickey Henderson, 1980
21 years, 350 days	Vida Blue, 1971
22 years, 13 days	Jose Canseco, 1986
22 years, 64 days	Ben Grieve, 1998
22 years, 134 days	Trevor Cahill, 2010
22 years, 232 days	Rick Monday, 1968

**LEFT-HANDED PITCHER****Height/Weight:** 5-10 / 191**Bats/Throws:** Left / Left**Birthdate:** October 26, 1989**Opening Day Age:** 28**Birthplace/Resides:** St. Louis, Missouri / Scottsdale, Arizona**Major League Service:** 1 year, 149 days**Obtained:** Acquired from the Los Angeles Dodgers for cash, September 10, 2015**Contract Status:** First year of a one-year contract through 2018**CAREER HIGHLIGHTS**

Appeared in a team-leading 72 games with Oakland last year after combining for 54 games over his first three seasons in the majors with the Dodgers (2014) and A's (2014-16)...is 5-3 with a 4.21 ERA in 126 career relief appearances...is also 10-4 with nine saves and a 3.14 ERA (78 er in 223.2 ip) in 184 career relief appearances as a minor leaguer...has struck out 290 batters in 223.2 innings (11.67 per nine innings) but has also walked 123 (4.95 per nine innings)...has a .206 (35-for-149) opponents batting average...pitched in the Arizona Fall League in 2014...was selected by the Dodgers in the 25th round of the 2012 draft.

2017 HIGHLIGHTS

Made a team-leading 72 appearances in his first full season in the majors and was 2-2 with a 3.48 ERA and .240 opponents batting average...ranked fifth in the American League in games pitched...tossed just 51.2 innings as he pitched fewer than one inning in 42 of his 72 appearances...averaged 12.6 pitches per game, which was fourth lowest among AL relievers...had a 1.78 ERA and .198 opponents batting average over his first 31 games through June 24...then logged a 5.13 ERA and .277 opponents batting average over his final 41 contests...his opponents batting average broke down to .214 (22-for-103) against left-handed hitters compared to .270 (24-for-89) against right-handers...surrendered three of his four home runs to righties...had a .596 OPS against lefties, .851 against righties...has allowed nine of his 11 career home runs to righties for a .788 OPS (.585 vs. lefties)...allowed 15-of-49 (30.6%) inherited runners to score and had the seventh most inherited runners in the AL...first batters faced hit .238 but he walked eight and hit one for a .333 on-base percentage...the first batter walks tied for fifth most in the AL...went 2-0 with a 2.25 ERA at home, 0-2 with a 5.49 ERA on the road...had a 6.52 ERA in the Coliseum entering the season...compiled a 2.29 ERA during the day, 4.22 at night...now has a 3.53 ERA (17 er in 43.1 ip) in 49 career day games compared to 4.60 (39 er in 76.1 ip) in 77 contests at night...had a 1.38 ERA in 18 games on no days rest, a 4.19 ERA in his other 54 games...has a career ERA of 2.08 (5 er in 21.2 ip) on no days rest, 4.68 (51 er in 98.0 ip) on one day of rest or more...logged a 9.95 ERA in the ninth inning or later, a 2.58 ERA in the eighth inning or earlier...held opponents to a .128 batting average with two strikes and has a .152 career average in that situation...opponents were 2-for-6 (33.3%) in stolen base attempts...had the second most caught stealings among AL relievers and the fifth lowest stolen base percentage.

OAKLAND: Tossed a season-high 2.0 scoreless innings in his first outing April 5 against Los Angeles (AL)...did not allow an earned run in 19 of 20 games from May 9 to June 24 for a 0.63 ERA and .114 opponents batting average...allowed just 3-of-18 (16.7%) inherited runners to score in 11 games in May...then had a 0.84 ERA and .176 opponents batting average in 12 appearances in June...matched his season-high with 2.0 innings pitched June 28 at Houston...that started a four-game stretch where he allowed five runs in 4.2 innings (9.64 ERA)...struck out a season-high three batters July 2 against Atlanta...had a career-best 11-game, 7.0-inning scoreless streak from July 9 to Aug. 2...capped the streak with his 100th career appearance Aug. 2 at San Francisco...induced the only batter he faced (Panik) to ground into an inning ending double play in the eighth inning of the A's 6-1 win...then walked all three batters he faced in his next outing Aug. 4 at Los Angeles (AL)...the three walks are a career high and all three scored as he took the loss in an 8-6 decision...that started a 17-game stretch from through Sept. 5 when he allowed 10 runs on 10 hits and seven walks for an 8.71 ERA...yielded a career-high five hits and a season-high tying

three runs (third time) in one inning of work Aug. 12 against Baltimore...logged a 9.00 ERA in 14 appearances in August...tossed fewer than one inning in eight consecutive outings from Sept. 8 to 26 (3.1 ip, 4 h, 4 bb, 2 so)...did not allow a run over his final nine outings and 4.1 innings beginning on Sept. 8.

CAREER

2016—Was 3-1 with a 4.53 ERA and .216 opponents batting average in 35 games over five stints with the A's...struck out 54 batters in 47.2 innings (10.20 per nine innings)...his opponents average included a .208 mark by right-handed hitters compared to .227 by left-handers...allowed five of his six home runs and issued 14 of his 17 walks to righties...had a .557 OPS against lefties, .692 against righties...first batters faced hit .156 with two walks (.200 on-base percentage) and a double (.188 slugging percentage)...allowed 3-of-12 (25.0%) inherited runners to score...had a .255 opponents average over his first 15 pitches in a game, .148 after that...opponents hit .317 with runners in scoring position...had a 6.49 ERA and .265 opponents batting average in 19 games in Oakland compared to a 2.11 ERA and .145 opponents average in 16 contests on the road...allowed a .116 batting average with two strikes and a .143 average with two outs...the opponents number three hitter was 1-for-15 (.067)...combined for an 8.50 ERA in the fifth and sixth innings...had a 1.69 ERA in the seventh through ninth innings...compiled a 1.80 ERA in six interleague appearances...was selected from Nashville May 10 and made his only appearance during his first stint that day at Boston, allowing three runs in 2.0 innings...was optioned back to the Sounds the next day but returned to Oakland May 22...had two scoreless and hitless appearances (3.2 ip) before he was sent down May 25...was called back for his third stint June 4 and logged a 4.50 ERA in seven appearances...was credited with his first Major League win June 13 against Texas, despite allowing two runs on three hits in 1.2 innings...relieved starting pitcher Sean Manaea with one out in the fifth inning and the A's leading 10-2...was optioned to Nashville June 21 but was recalled again June 30...pitched three times in four days and had a 4.15 ERA before he was sent to the Sounds July 4...was charged with the first loss of his career July 2 against Pittsburgh when he allowed two runs on four hits in the 10th inning in the A's 4-2 loss...was called up for the final time July 19 and spent the remainder of the season with the A's...compiled a 4.55 ERA in 22 appearances...logged a career-high 3.0 scoreless and hitless innings Aug. 5 against Chicago (NL) and also tossed a career-high 46 pitches...allowed just one run over his final eight games beginning Sept. 12 (1.17 ERA)...struck out a career-high five batters in 2.0 perfect innings of relief Sept. 12 at Kansas City...had no decisions, a 1.08 ERA and .200 opponents batting average in 20 relief appearances for Triple-A Nashville...did not allow a home run in 25.0 innings and struck out 35 (12.6 per nine innings)...walked six for a strikeout-to-walk ratio of 5.83...allowed a .179 batting average against left-handed hitters compared to .216 against right-handers...opponents hit .271 with the bases empty, .119 with runners on...allowed a .111 average with runners in scoring position...yielded a .143 batting average and on-base percentage to batters leading off an inning...compiled a 0.68 ERA in 11 games at home and a 0.92 ERA in 16 outings at night...allowed 3-of-15 (20.0%) inherited runners to score...tossed at least one inning in 17 of his 20 games...allowed one run or fewer in each of his appearances, including no runs 16 times...never walked more than one batter in an outing...tossed a season-high 2.2 innings April 24 against New Orleans...did not allow a run in 10 consecutive Triple-A appearances from April 28 to June 2 (10.2 ip)...had a 0.64 ERA in 11 games when the A's called for the first time on May 10...struck out a season-high five batters in 2.0 scoreless innings at Salt Lake May 27...lowered his overall ERA to 0.45 before he joined Oakland for the third time June 4...then allowed a run in each of his two outings following his June 21 option before the A's called again June 30...tossed a scoreless inning of relief in each of his final two appearances on July 7 against New Orleans and July 14 at El Paso.

2015—Began the season in the Los Angeles (NL) organization and logged a 7.56 ERA in five games over five stints with the Dodgers...was traded to Oakland Sept. 10 for cash and compiled a 3.52 ERA in nine games with the A's...had no decisions and a 5.63 ERA in 14 relief appearances overall...did not allow a home run in 16.0 innings in the majors and surrendered just one in 41.1 minor league innings...yielded a .270 opponents batting average, including .200 against left-handed hitters compared to .333 against right-handers...issued nine walks for a .361 opponents on-base percentage...allowed just 1-of-8 (12.5%) inherited runners to score and first batters faced were 2-for-13 (.154) with a walk (.214 on-base percentage)...yielded at least one run in each of his five outings with the Dodgers...did not allow a run in seven of his nine appearances with the A's...

pitched just twice over his first three stints with Los Angeles: May 4-5, May 14 and June 2-4...did not pitch on May 14...appeared in two games during his fourth stint from June 18-21...struck out in his first Major League at bat June 21 against San Francisco...was recalled by Los Angeles the final time July 5, pitched that day against the Mets and was optioned following the game...was designated for assignment Sept. 6 and traded to the A's for cash Sept. 10...spent the balance of the season at Triple-A Oklahoma City in the Dodgers farm system where he went 3-1 with a save and a 3.27 ERA in 38 relief appearances...allowed a .235 opponents batting average, including .204 against right-handed hitters compared to .304 against left-handers...had a 1.15 ERA over his first 13 games through May 28 and a 1.99 ERA over his final 22 appearances beginning June 26...compiled a 2.31 on the road...allowed 6-of-13 (46.2%) inherited runners to score...singled and struck out in two at bats as a hitter...had an 11-game, 13.2-inning scoreless streak from April 15 to May 28...allowed just one hit over a nine-game stretch from April 20 to May 22 for a .034 opponents batting average...recorded his only save of the season April 23 at Nashville...did not allow a run in six appearance in May (6.2 ip) and held opponents to a .105 batting average...had a 13.0-inning scoreless streak from July 11 to Aug. 21.

2014—Saw his first Major League action as a September call-up after starting the year with Single-A Rancho Cucamonga and earning a July 17 promotion to Double-A Chattanooga...had his contract selected by the Dodgers Sept. 16 and made his ML debut that night at Colorado, striking out the first batter he faced, Rafael Ynoa, in a 1-2-3 inning...appeared in five big league games, posting a 4.15 ERA...combined to go 3-0 with six saves and a 2.89 ERA in 49 relief appearances with Rancho Cucamonga and Chattanooga...posted a 2.57 ERA with 31 strikeouts in 21.0 innings in 18 regular season appearances with the Lookouts after his July 17 promotion...helped key Chattanooga's run to the Southern League championship series with three saves during the postseason...overall in the minors, limited opponents to a .214 batting average with 92 strikeouts in 65.1 innings...pitched for Glendale in the Arizona Fall League following the season and did not allow a run in four relief appearances (3.0 ip, 1 h, 3 bb, 6 so).

2013—Posted a 4-2 record with one save and a 4.05 ERA in 54 appearances with Single-A Rancho Cucamonga...following the All-Star break, went 4-0 with one save and a 2.48 ERA and .140 opponents batting average in 27 appearances...ranked second in the California League among relievers with a .189 opponents' batting average overall...averaged 11.5 strikeouts per nine innings with 85 strikeouts in 66.2 innings...pitched for Mayaguez in the Puerto Rican Winter League following the season and compiled a 2.00 ERA in 10 relief appearances.

2012—Combined to go 0-1 with a 3.20 ERA in 23 appearances with Rookie-advanced Ogden and Single-A Great Lakes in his first professional season...struck out 37 in 25.1 innings, averaging 13.1 strikeouts per nine innings.

PERSONAL/MISCELLANEOUS

Daniel Paul Coulombe was originally signed by Dodgers scout Calvin Jones...pronounced COO-lome...is married, Lauren...attended Chaparral High School in Scottsdale, AZ, where he was selected as a Louisville Slugger All-American, a Rawlings All-American, a Baseball America Third Team All-American, the Arizona 4A State Player of the Year, to the All-Arizona First Team and as the East Valley/Scottsdale Tribune Player of the Year...played college ball at USC (2009) and South Mountain Community College (2010) before finishing his college career at Texas Tech (2011-12)...had Tommy John surgery in 2011

OAKLAND A'S OLDEST ALL-STARS

40 years, 53 days	Bartolo Colón, 2013
37 years, 285 days	Dennis Eckersley, 1992
36 years, 279 days	Dennis Eckersley, 1991
35 years, 280 days	Dennis Eckersley, 1990
35 years, 198 days	Grant Balfour, 2013
34 years, 128 days	Steve Ontiveros, 1995
33 years, 283 days	Dennis Eckersley, 1988

LIFETIME PITCHING RECORD

Year	Club	W	L	ERA	G	GS	CG	SHO	SV	IP	H	R	ER	HR	HB	BB	IBB	SO	WP	BK
2012	Ogden	0	0	1.50	3	0	0	0	0	6.0	3	2	1	0	0	1	0	8	1	0
	Great Lakes	0	1	3.72	20	0	0	0	1	19.1	15	8	8	0	3	17	4	29	6	0
2013	Rancho Cucamonga	4	2	4.05	54	0	0	0	1	66.2	46	37	30	7	2	48	3	85	17	0
2014	Rancho Cucamonga	3	0	3.05	31	0	0	0	5	44.1	33	16	15	3	1	17	0	61	8	0
	Chattanooga	0	0	2.57	18	0	0	0	1	21.0	18	9	6	1	2	10	1	31	0	0
	LOS ANGELES (NL)	0	0	4.15	5	0	0	0	0	4.1	5	3	2	1	0	2	0	4	2	0
2015	Oklahoma City	3	1	3.27	38	0	0	0	1	41.1	35	16	15	1	2	24	1	41	1	0
	LOS ANGELES (NL)	0	0	7.56	5	0	0	0	0	8.1	9	7	7	0	0	6	0	7	1	0
	OAKLAND	0	0	3.52	9	0	0	0	0	7.2	8	3	3	0	0	3	0	4	1	0
2016	Nashville	0	0	1.08	20	0	0	0	0	25.0	18	4	3	0	0	6	1	35	3	0
	OAKLAND	3	1	4.53	35	0	0	0	0	47.2	37	24	24	6	0	17	2	54	3	0
2017	OAKLAND	2	2	3.48	72	0	0	0	0	51.2	46	22	20	4	4	22	1	39	5	0
AL Totals		5	3	3.95	116	0	0	0	0	107.0	91	49	47	10	4	42	3	97	9	0
NL Totals		0	0	6.39	10	0	0	0	0	12.2	14	10	9	1	0	8	0	11	3	0
ML Totals		5	3	4.21	126	0	0	0	0	119.2	105	59	56	11	4	50	3	108	12	0

CAREER TRANSACTIONS

2008 — Selected by the Los Angeles Dodgers in the 17th round of the First-Year Player Draft; did not sign. **2012** — Selected by the Los Angeles Dodgers in the 25th round of the First-Year Player Draft. **2015** — Traded to the Oakland Athletics for cash, September 10.

COULOMBE'S CAREER BESTS

Low Hit Complete Game: None

Innings Pitched: 3.0, August 5, 2016 vs. Chicago (NL)

Strikeouts: 5, September 12, 2016 at Kansas City

Pitches: 46, August 5, 2016 vs. Chicago (NL)

Longest Winning Streak: 2 (twice), last: June 16 to July 29, 2017

Longest Losing Streak: 1 (three times), last: August 4, 2017 to present

Longest Scoreless Streak: 7.0, July 9 to August 2, 2017

10 OR MORE RUNS IN AN INNING IN OAKLAND HISTORY

Runs	Opponent	Inning	Date	Runs	Opponent	Inning	Date
13	California	B-1	July 5, 1996	10	at Kansas City	T-3	June 18, 2000
10	Milwaukee	B-4	May 9, 1972	10	at Minnesota	T-4	September 11, 2013
10	at New York	T-5	August 29, 1989	10	at Chicago (AL)	T-4	September 15, 2015
10	Seattle	B-3	June 23, 1992				



OUTFIELDER/DESIGNATED HITTER

Height/Weight: 5-11 / 200 **Bats/Throws:** Right / Right
Birthdate: December 21, 1987 **Opening Day Age:** 30
Birthplace/Resides: Lakewood, California / Paradise Valley, Arizona
Major League Service: 4 years, 104 days
Obtained: Acquired from Milwaukee for Bubba Derby and Jacob Nottingham, February 12, 2016
Contract Status: First year of a one-year contract through 2018

CAREER HIGHLIGHTS

Has 85 home runs and 212 RBI in 303 games in two seasons with the A's (2016-17) after tallying 60 home runs and 162 RBI in 321 games in three seasons with Milwaukee (2013-15)...his 85 home runs over the last two years are second most in the majors (Stanton, 86)...hit 43 home runs in 2017 after belting 42 in 2016 to join Jimmie Foxx as the only players in Athletics history with back-to-back 40-homer seasons... is a .248 career hitter with 145 home runs and 374 RBI in 624 games in five years in the majors...spent the first seven seasons of his professional career in the Milwaukee organization before he was traded to the A's prior to the start of Spring Training in 2016...has appeared exclusively in left field on defense (485 games, 476 starts)... played in the Arizona Fall League in 2012...was a Midwest League Postseason All-Star in 2010.

MOST HOME RUNS IN MAJORS, LAST TWO YEARS

86	Giancarlo Stanton
85	Khris Davis
82	Nelson Cruz
80	Edwin Encarnacion
78	Nolan Arenado

2017 HIGHLIGHTS

Hit a career-high 43 home runs after slugging 42 in 2016 to become the second player in Athletics history with back-to-back 40-homer seasons...the other is Jimmie Foxx, who did it three straight seasons from 1932-34...joins Foxx (three times), McGwire (three times) and Canseco (twice) as the only players in Athletics history with multiple 40-homer seasons...the 43 homers tied for fifth in Oakland history and tied for eighth in Athletics history...is the only Major Leaguer with two 40-homer seasons over the last two years and his 85 home runs over that span are second most in the majors and the most by an Athletic in back-to-back seasons since Mark McGwire had 86 in 1996-97...had a career-high 110 RBI after driving in 102 runs in 2016 and is the first Athletic with back-to-back 100 RBI seasons since Miguel Tejada (2000-03) and Eric Chavez (2001-03)...the 110 RBI are the most by an Athletic since Frank Thomas had 114 in 2006...his 212 RBI over the last two years are eighth most in the majors and the most by an Athletic in consecutive seasons since Miguel Tejada had 237 from 2002-03...struck out a career high 195 times, which fell two short of the Athletics record of 197 set by Jack Cust in 2008...had the second most strikeouts in Athletics history and tied for 10th most in American League history...ranked second in the AL in home runs, third in RBI, tied for third in strikeouts, tied for fifth in grounded into double plays (20), tied for sixth in extra base hits (72) and tied for eighth in sacrifice flies (7)...batted .247 for the third consecutive season...slugged .528 and had a .336 on-base percentage, which were the highest of his four full seasons...also had career highs in games (153), at bats (566), runs (91), hits (140), home runs, RBI, walks (73), extra base hits and strikeouts...led the A's in runs, total bases (299), home runs, RBI, slugging percentage, strikeouts and grounded into double plays and tied for the lead in games, sacrifice flies, hit by pitches (6) and walks...hit 34 of his home runs as a left fielder, which is an Oakland record and the most by an A's left fielder since Bob Cerv hit 37 of his 38 home runs in 1958 as a left fielder...26 came at home, which tied for second most in Oakland history and fell one short of Jason Giambi's record of 27 in 2001...42 came batting fourth, which are third most in Athletics history (McGwire 51 in 1996, Foxx 44 in 1934)...led the AL and tied for third in the majors in go-ahead RBI (31)...tied for the AL lead and tied for second in the majors in go-ahead home runs (20)...the go-ahead home runs tied for second most in Oakland history and were the most since Jose Canseco also had 20 in 1991...hit .257 (114-for-444) with 36 of his 43 home runs against right-handed pitchers, .213 (26-for-122) against left-handers...

batted clean-up 143 times, which is fourth most in Oakland history and the most since 1985 when Dave Kingman had 157...started 115 games in left field and 37 at designated hitter...hit .291 with nine home runs and 33 RBI as the DH compared to .233 with 34 home runs and 77 RBI as an outfielder...committed just one error in 116 games as a left fielder and his .995 fielding percentage is second best in Oakland history by a left fielder (Rudi, .996 in 1971)...however, his 1.95 total chances per nine innings are fourth fewest and his two assists match the fewest by a qualifier – two-thirds of team games (Henderson, 2 in 142 games in 1998)...his fielding percentage is eighth best in Oakland history by any outfielder...had the fourth highest percentage of swings that miss in the AL (33.7%).

OAKLAND: Was the A's Opening Day starter in left field on April 3 against Los Angeles (AL) and went 3-for-4 with two home runs and two RBI...became the second player in Oakland history with two home runs on Opening Day (Jason Giambi, 2000 vs. Detroit)...it was his first of four multi-homer games (April 28 at Houston, June 28 at Houston, Aug. 25 vs. Texas) and he now has 15 in his career...tied the Oakland Opening Day record for total bases with nine (Reggie Jackson, 1974 at Texas)...became the first Athletic with three hits on Opening Day since 2002 (David Justice and Jeremy Giambi vs. Texas)...went 0-for-4 April 13 at Kansas City to snap a career-high 18-game reaching base streak dating back to Sept. 23, 2015...it also snapped a seven-game hitting streak and a six-game run scored streak...struck out in 21 consecutive games from April 17 to May 10 (33 strikeouts total) to set an Athletics record for consecutive games with a strikeout by a non-pitcher...broke that mark by fanning in 22 consecutive games from Aug. 11 to Sept. 5 (33 strikeouts total)...the streak is third longest by any Athletic (34, Vida Blue, April 9-Sept. 12, 1971; 29, Jim Nash, May 12, 1967-April 24, 1968)...finished April with 10 homers, which marked the third double digit homer month of his career (10 in August, 2015; 11 in May, 2016)...became the sixth player in Oakland history to hit 10 or more home runs in April, the first since Nick Swisher in 2006...matched his career high with four strikeouts May 8 against Los Angeles (AL)...it was his first of three four-strikeout games in 2017 (June 17 vs. New York-AL and Aug. 16 vs. Kansas City) and he now has seven in his career...played in the 500th game of his career May 6 against Detroit...had 112 career home runs and is the 25th player in Major League history with at least that many home runs in the first 500 games of his career...equaled his career high with three walks at New York (AL) on May 27 (also Sept. 14, 2016 at Kansas City)...committed his only error of the season May 31 at Cleveland and went errorless over his final 69 games in the outfield...hit .186 in May, which matched the lowest single-month batting average of his career (Sept. 2016 and July 2015)...then batted .299 in June and now has a .280 (80-for-286) career average in the month, which is his best for any month of the season...however, set an Oakland record for strikeouts in June with 42...it was the third highest total for any month in Oakland history (45, Cust in July 2008; 43, Monday in Aug. 1968)...had his third career walk-off hit June 15 against New York (AL), a two-run single in the bottom of the 10th...slugged his 100th career double June 22 against Houston...hit his second career walk-off home run July 15 against Cleveland (also May 17, 2016 vs. Texas)...it was his second game-ending RBI of the season and the fourth of his career...batted .207 in July and .200 in August...homered in three straight games for the third time in his career Aug. 6-9 (May 26-28, 2014 and Aug. 12-14, 2016)...snapped a career-high 0-for-20 streak with his 500th career hit Aug. 22 at Baltimore, a home run in the ninth inning off O'Day...batted .321 in September, which is the best single-month average of his career.

ATHLETICS MOST HOME RUNS, TWO CONSECUTIVE SEASONS

106	Jimmie Foxx (1932-33)
92	Jimmie Foxx (1933-34)
91	Mark McGwire (1995-96)
88	Jimmie Foxx (1931-32)
86	Mark McGwire (1996-97)
85	Khris Davis (2016-17)

CAREER

2016—Was acquired from Milwaukee on Feb. 12 for Bubba Derby and Jacob Nottingham and went on to bat .247 with 42 home runs and 102 RBI in 150 games...became the fifth player in Oakland history (Canseco, Giambi, Jackson and McGwire) and seventh in Athletics history (Foxx, Zernial) to hit 40 home runs...his 42 home runs tied for third in the American League...at the time, they tied for sixth in Oakland history, tied for ninth in Athletics history and were the most since Jason Giambi had 43 in 2000...became the 17th player in Oakland history to drive in 100 runs, the first since Frank Thomas in 2006 (114)...struck out 166 times, which ranked seventh in the AL...

matched his career high in triples (2)...led the A's with 137 hits, which were second fewest by a team-leader in Oakland history in a non-strike season (136, Dave Revering in 1979)...also led the club in runs (85), hits, home runs, RBI, strikeouts, slugging (.524), extra base hits (68), total bases (291), sacrifice flies (5), hit by pitches (8) and grounded into double plays (19)...hit .245 with 23 home runs and 47 RBI in 69 games after the All-Star Break after batting .248 with 19 home runs and 55 RBI in 81 games before the break...tied for second in the majors in post-break home runs and fell one short of the Athletics record of 24 (Foxy, 1933; McGwire, 1996)...batted .267 with 31 of his 42 home runs at night, .207 during the day...tied for second in the majors in night home runs and had the second best total in Oakland history...his .575 night slugging percentage was fourth best in the AL...hit 27 of his home runs as a left fielder, which was second most in the AL...his other 15 home runs came as the designated hitter, which were the most by an A's DH since 2009 (18, Cust)...batted .234 as a left fielder, .264 as the DH and was 2-for-4 (.500) as a pinch hitter...slugged 25 home runs against AL West competition, which fell one short of the Oakland record of 26 (McGwire, 1992)...hit 10 home runs against Texas, which were the most in Oakland history against any team...added eight home runs against Seattle, which were the most by an Athletic against the Mariners...had 10 first-pitch home runs, which tied for fourth in the AL...had 42 home runs and 42 walks and his .307 on-base percentage was fourth lowest in Major League history by a 40-home run hitter...it was second lowest in 2016 (.302, Frazier CWS)...batted .243 with runners in scoring position, but that mark dropped to .159 with RISP and two outs...appeared exclusively in left field on defense, where he committed five errors in 93 games...the errors were second most among AL left fielders (Grossman, MIN 8) and were the most by an A's left fielder since 1991 (8, R.Henderson)...made a team-leading 87 starts batting clean-up and 40 starts in the five spot...swung and miss at 33.9% of his pitches seen, which was second highest in the AL (Davis, BAL 36.8%)...was the A's Opening Day starter in left field on April 4 against Chicago (AL) and went 0-for-4 with three strikeouts...hit his first home run as an Athletic April 21 at New York (AL) to start a 25-game stretch where he batted .267 with 12 home runs and 26 RBI...had his first of five multi-homer games May 2 against Seattle...had his first career three-homer game May 17 against Texas and matched his career-high with six RBI (Aug. 6, 2015 vs. San Diego)...it was the 16th three-homer game in Oakland history and the 28th in Athletics history...his third home run was the game-winning grand slam in the bottom of the ninth inning...it was the seventh walk-off grand slam in Oakland history, the first since May 8, 2012 against Toronto (Brandon Inge)...according to the Elias Sport Bureau, he joins Joey Votto (May 13, 2012 vs. Washington) as the only players in Major League history to cap a three-homer game with a walk-off grand slam...it was his first career grand slam and his second career walk-off RBI...batted .260 with 11 home runs and 26 RBI in 27 games in May...the home runs and RBI are his most ever in a month...tied for the Major League lead in May home runs (Duvall, CIN) and ranked fourth in RBI...is the first Athletic to hit 11 or more home runs in a month since Jason Giambi hit 13 in Sept. 2000...is the first Athletic with 26 or more RBI in a month since Frank Thomas had 31 in Sept. 2006...had the third best May home run total in Oakland history and tied for the third best RBI total...drove in five runs on June 13 against Texas, his second game of five or more RBI in 2016 and the fourth of his career...batted .300 with seven home runs and 13 RBI over a 13-game stretch from July 15 to 29...that included two-homer games on July 16 against Toronto and July 27 at Texas...committed his first error of the season July 17, snapping an 80-game errorless streak as an outfielder dating back to Aug. 28, 2015...homed in three consecutive games for the second time in his career Aug. 12-14...that started a 16-game stretch where he hit .317 with seven home runs and 15 RBI...scored four runs in a game for the first time in his career Aug. 19 at Chicago (AL)...matched his career high with four strikeouts Aug. 22 against Cleveland...homed twice Sept. 18 against Texas and the second home run off Keone Kela in the eighth inning was the 100th of his career...batted .328 with 10 home runs and 24 RBI in 18 games against the Rangers...the home runs are the most by any player against the Texas Rangers and are tied for second most by any player against the Rangers/Senators franchise (Mickey Mantle, 11 in 1961)...the RBI tied for second most by any player against Texas (Bret Boone, 27 in 2001) and tied for second most in Oakland history by any player against any team...was named AL Co-Player of the Week Sept. 19 along with Hanley Ramirez (BOS) after batting .400 with nine runs, a double, five home runs, 13 RBI and seven walks in seven games...it was his first career Player of the Week award.

2015—Batted .247 with 27 home runs and 66 RBI in 121 games with Milwaukee...had a career high in stolen bases (6) and matched his best in triples (2)...led the Brewers and tied for 10th in

the National League in home runs despite spending over a month of the season on the DL with a torn meniscus in his right knee...hit 21 of his home runs after the All-Star Break, which ranked second in the NL to the Rockies Carlos Gonzalez (27) and tied for third in the majors (Davis, BAL 28)...tied for fifth in the NL in post-break RBI (48)...had just six home runs and 18 RBI in 50 games before the break...had five games with two or more home runs, which tied for third most in the NL...batted .260 against right-handed pitchers compared to .212 against left-handers...hit .296 with 16 home runs and 43 RBI in 66 games at home...tied for eighth in the NL in home runs at home...hit 15 home runs in 41 day games (fourth in the NL), 12 in 80 contests at night...10 of his home runs came in the seventh inning or later, which tied for third in the NL...batted .298 with 10 home runs when leading off an inning...made 107 starts, all in left field...committed five errors, which were the most among NL left fielders and tied for the most in the majors...had just one assist in 108 games overall in the outfield...went 4-for-11 (.364) with two walks, two home runs and three RBI as a pinch hitter...tied for third in the NL in pinch homers...saw his most action with 48 starts batting fifth and 31 hitting clean-up...made his second consecutive Opening Day start in left field for Milwaukee April 6 against Colorado and went 1-for-4...hit his first home run of the season April 29 at Cincinnati to snap a career-high 36-game homerless streak dating back to his last home run on Sept. 5, 2014...matched his career high with four hits May 8 against Chicago (NL)...hit his second career pinch hit home run May 11 against Chicago (AL)...his third came later in the season on July 18 against Pittsburgh...had his first of five two-homer games May 25 against San Francisco...was batting .250 with five home runs and 16 RBI in 46 games when he was placed on the 15-day disabled list May 31 with a torn meniscus in his right knee...Dr. William Raasch performed surgery on the knee June 2...was sent to Single-A Wisconsin on a rehab assignment July 1 and went 2-for-20 (.100) with three walks in six games before he was reinstated from the DL July 7...hit .246 with 22 home runs and 50 RBI in 75 games following his return...had three two-homer games over a 13-game span from Aug. 6 to 19 and tallied 20 home runs and 41 RBI over his final 53 games starting Aug. 6...led the majors in home runs and tied for second in the NL in RBI from Aug. 6 through the end of the season...had two home runs and six RBI Aug. 6 against San Diego, two home runs and four RBI Aug. 9 against St. Louis and two home runs and five RBI Aug. 19 against Miami...the six RBI against the Padres were a career high...hit .228 with 10 home runs and 24 RBI in 26 games in August to earn Brewers Player of the Month honors...tied for the NL lead in home runs in August (Gonzalez, COL) and tied for third in RBI...earned the honor again in September/October after hitting .284 with 10 home runs and 20 RBI over his final 32 games...connected for his fifth two-homer game of the season Sept. 27 at St. Louis.

2014—Batted .244 with 22 home runs and 69 RBI in 144 games in his first full season in the Major Leagues...made 131 starts, all in left field...tied for 10th in the National League in extra-base hits (61)...had a .258 batting average against left-handed pitchers compared to .239 against right-handers...hit .403 with four home runs and 10 RBI in 18 interleague games...recorded a career-high four hits April 5 at Boston and again May 26 against Baltimore...produced game-winning extra-inning hits April 20 at Pittsburgh (solo homer in 14th inning) and April 28 at St. Louis (RBI-triple in 12th inning)...gave the Brewers a 4-3 victory May 15 against Pittsburgh with a two-run walk-off single in the ninth inning off Mark Melancon...had a season-best nine-game hitting streak from May 22 to 31...went 15-for-34 (.441) with 10 runs, six doubles, four home runs and eight RBI during the streak.

2013—Made his first career Opening Day roster and batted .279 with 11 home runs and 27 RBI in 56 games with Milwaukee...made 32 starts (30 in left field, two at designated hitter)...had three stints with the Brewers (Opening Day-May 1, July 12-14 and July 23-end of season)...batted .294 with 11 home runs and 27 RBI in 41 games during his final stint with the Brewers, replacing the suspended Ryan Braun...led the team in home runs (11) and tied for the team lead in RBI (27) following his July 23 recall...made his Major League debut on Opening Day against Colorado and grounded into a fielder's choice as a pinch-hitter...recorded his first ML hit with a double off Patrick Corbin April 6 against Arizona...hit his first ML homer with a pinch-hit solo shot off Colt Hynes July 23 against San Diego...became the fifth player in franchise history to hit his first career ML homer as a pinch-hitter...batted .255 with 13 home runs and 37 RBI in 69 games at Triple-A Nashville.

2012—Batted .349 with 12 home runs and 47 RBI in 76 games at Double-A Huntsville (44 games) and Triple-A Nashville (32 games)...appeared in six games from June 29-July 6 with the Rookie Arizona Brewers as part of a rehab assignment while he recovered from a strained right calf...was named Southern League Player of the Week for July 23-29 after batting .545 (12-for-22) with four home runs and nine RBI...was promoted to Nashville July 30...was named Brewers Minor League Player of the Month for July after hitting .343 with seven home runs and 16 RBI in 19 games...played for the Phoenix Desert Dogs in the Arizona Fall League.

2011—Batted .280 with 17 home runs, 84 RBI and 10 stolen bases in 125 games with Single-A Brevard County (90 games) and Double-A Huntsville (35 games)...was a Florida State League Mid-season All-Star after hitting .327 with 10 home runs and 47 RBI with Brevard County before the All-Star Break...was named Brewers Minor League Player of the Month for April after hitting .350 with five home runs and 22 RBI in 22 games...was promoted to Huntsville July 22.

2010—Batted .280 with 22 home runs, 72 RBI and 17 stolen bases in 128 games with Single-A Wisconsin...was selected to the Midwest League's Midseason and Postseason All-Star teams as he ranked among the leaders in home runs (t-2nd, 22) and slugging percentage (4th, .499)...his 22 home runs set a new Wisconsin single-season franchise record...was named Midwest League Player of the Week for June 21-27 after batting .455 (5-for-11) with two home runs and four RBI.

2009—Went 0-for-1 in one game in his professional debut with Helena of the Rookie Pioneer League...was transferred to the Brewers affiliate in Arizona Rookie League Aug. 3, where he hit .243 with two home runs and eight RBI in 10 games.

PERSONAL/MISCELLANEOUS

Christopher Adrian Davis was originally signed by Brewers scout Josh Belovsky...has a son, Pablo...graduated from Deer Valley (AZ) High School...attended Cal State Fullerton...his father, Rodney, played professionally as an outfielder in the minor leagues with the Dodgers and later scouted for the Diamondbacks...enjoys reading, table tennis and video games.

LIFETIME PLAYING RECORD

Year	Club	AVG.	G	AB	R	H	2B	3B	HR	RBI	SH	SF	HP	BB	SO	SB	CS	SLG	OBP	E
2009	Helena	.000	1	1	0	0	0	0	0	0	0	0	0	0	0	0	0	.000	.000	0
	AZL Brewers	.243	10	37	7	9	0	2	2	8	0	1	1	6	11	4	0	.514	.356	0
2010	Wisconsin	.280	128	457	86	128	26	4	22	72	2	4	15	77	120	17	10	.499	.398	3
2011	Brevard County	.309	90	304	50	94	21	1	15	68	0	7	9	51	70	10	5	.533	.415	2
	Huntsville	.210	35	124	10	26	7	1	2	16	0	1	1	10	23	0	0	.331	.272	1
2012	Huntsville	.383	44	128	23	49	9	0	8	23	1	0	5	20	33	2	2	.641	.484	2
	AZL Brewers	.368	6	19	7	7	0	0	3	5	0	0	1	2	7	1	1	.842	.455	0
	Nashville	.310	32	113	23	35	12	0	4	24	0	4	3	20	27	1	0	.522	.414	0
2013	MILWAUKEE	.279	56	136	27	38	10	0	11	27	0	1	5	11	34	3	0	.596	.353	1
	Nashville	.255	69	243	35	62	12	1	13	37	0	2	5	31	59	6	4	.473	.349	5
2014	MILWAUKEE	.244	144	501	70	122	37	2	22	69	0	6	10	32	122	4	1	.457	.299	3
2015	MILWAUKEE	.247	121	392	54	97	16	2	27	66	0	3	1	44	122	6	2	.505	.323	5
	Wisconsin	.100	6	20	1	2	0	0	0	2	0	1	0	3	2	0	1	.100	.208	0
2016	OAKLAND	.247	150	555	85	137	24	2	42	102	0	5	8	42	166	1	2	.524	.307	5
2017	OAKLAND	.247	153	566	91	140	28	1	43	110	0	7	6	73	195	4	0	.528	.336	1
AL Totals		.247	303	1121	176	277	52	3	85	212	0	12	14	115	361	5	2	.526	.322	6
NL Totals		.250	321	1029	151	257	63	4	60	162	0	10	16	87	278	13	3	.494	.315	9
ML Totals		.248	624	2150	327	534	115	7	145	374	0	7	6	202	639	18	5	.511	.319	15

CAREER TRANSACTIONS

2006 — Selected by the Washington Nationals organization in the 29th round of the First-Year Player Draft; did not sign. **2009** — Selected by the Milwaukee Brewers organization in the 7th round of the First-Year Player Draft. **2015** — On the disabled list, May 31 to July 6; included rehabilitation assignment to Wisconsin, July 1 to 6. **2016** — Traded to the Oakland Athletics for minor league pitcher Bubba Derby and minor league catcher Jacob Nottingham, February 12.

DAVIS' CAREER HIGHS

Hits: 4 (three times), last: May 8, 2015 vs. Chicago (NL)

Home Runs: 3, May 17, 2016 vs. Texas; 2 (14 times), August 25, 2017 vs. Texas; June 28, 2017 at Houston; April 28, 2017 at Houston; April 3, 2017 vs. Los Angeles (AL); September 18, 2016 at Texas; July 27, 2016 at Texas; July 16, 2016 vs. Toronto, May 2, 2016 vs. Seattle; September 27, 2015 at St. Louis; August 19, 2015 vs. Miami, August 9, 2015 vs. St. Louis, August 6, 2015 vs. San Diego, May 25, 2015 vs. San Francisco, August 23, 2013 at Cincinnati

Runs Batted In: 6 (twice), May 17, 2016 vs. Texas; August 6, 2015 vs. San Diego; 5 (twice), June 13, 2016 vs. Texas; August 19, 2015 vs. Miami

Stolen Bases: 1 (18 times), last: June 27, 2017 at Houston

Hitting Streak: 11, August 13 to 25, 2013

Hitless Streak (At Bats): 20, August 16 to 22, 2017

Game Ending RBI: 4, July 15, 2017 vs. Cleveland (home run); June 15, 2017 vs. New York-AL (single); May 17, 2016 vs. Texas (grand slam); May 15, 2014 vs. Pittsburgh (single)

Grand Slams: 1, May 17, 2016 vs. Texas (Shawn Tolleson)

Pinch-Hit Home Runs: 3, July 18, 2015 vs. Pittsburgh (Antonio Bastardo); May 11, 2015 vs. Chicago-AL (Zach Duke); July 23, 2013 vs. San Diego (Colt Hynes)

Inside-The-Park Home Runs: None

Lead Off Home Runs: None

A'S CONTRACT STATUS

Through 2018 (38): RHP Raul Alcantara, IF Franklin Barreto, RHP Chris Bassitt, RHP Paul Blackburn, RHP Ryan Buchter, IF Mark Canha, RHP Santiago Casilla, IF Matt Chapman, RHP Jharel Cotton, LHP Daniel Coulombe, OF Khris Davis, RHP Ryan Dull, OF Dustin Fowler, C Dustin Garneau, RHP Daniel Gossett, RHP Chris Hatcher, RHP Kendall Graveman, RHP Liam Hendriks, OF Matt Joyce, OF Ramon Laureano, IF Jed Lowrie, LHP Sean Manaea, IF Jorge Mateo, C Bruce Maxwell, RHP Daniel Mengden, RHP Frankie Montas, OF Brandon Moss (includes mutual option for 2020), IF Renato Nuñez, OF Matt Olson, RHP Emilio Pagan, C Josh Phegley, IF Chad Pinder, OF Boog Powell, IF Marcus Semien, OF Jake Smolinski, RHP Blake Treinen, RHP Andrew Triggs, RHP Lou Trivino

Through 2019 (1): RHP Yusmeiro Petit (includes club option for 2020)

Through 2022 (1): OF Stephen Piscotty (includes club option for 2023)



RIGHT-HANDED PITCHER

Height/Weight: 5-9 / 183

Bats/Throws: Right / Right

Birthdate: October 2, 1989

Opening Day Age: 28

Birthplace/Resides: Winston-Salem, North Carolina / Winston-Salem, North Carolina

Major League Service: 2 years, 34 days

Obtained: Selected in the 32nd round of the 2012 First-Year Player Draft

Contract Status: First year of a one-year contract through 2018

CAREER HIGHLIGHTS

Has a 3.51 ERA and .204 opponents batting average in 132 relief appearances in three seasons with Oakland...has 134 strikeouts in 133.1 career innings pitched (9.05 per nine innings)...first batters faced are 16-for-123 (.130) with six walks (.167 on-base percentage)...led American League rookies and tied for ninth among all AL pitchers with 70 games pitched in 2016...began his career in 2015 with an 11.0-inning scoreless streak...also made his Triple-A debut in 2015 and is 15-13 with 42 saves and a 2.03 ERA (48 er in 212.1 ip) in 156 career appearances as a minor leaguer...has 262 strikeouts in 212.2 innings (11.09 per nine innings)...was named the A's Organizational Pitcher of the Year and a Texas League Postseason All-Star in 2015...earned Midseason All-Star honors in the TL in 2015 and the Midwest League in 2013...played for Mesa in the Arizona Fall League in 2013.

2017 HIGHLIGHTS

Went 2-2 with a 5.14 ERA and .236 opponents batting average in 49 games in a season shortened by a two-month stint on the disabled list with a strained right knee...struck out 45 batters in 42.0 innings, the first time in his career he has finished with more strikeouts than innings pitched...his ERA more than doubled his mark of 2.42 from 2016...walked 16 batters in 42.0 innings (3.43 per nine innings) after issuing just 15 walks in 74.1 innings in 2016 (1.82 per nine innings)...his opponents batting average and on-base percentage (.316) were also career highs...held right-handed hitters to a .206 (22-for-107) batting average while lefties hit .300 (15-for-50)...had a .639 OPS against righties, .897 against lefties...now has a .181 (58-for-321) career average against righties compared to .250 (41-for-164) against lefties...has issued 25 of his 37 career walks to lefties...first batters faced hit .114, which was third lowest in the American League and third lowest by an A's reliever since 1974...also ranked third in the AL in first batter on-base percentage (.184)...now has a .130 (16-for-123) career average against first batters with six walks (3 sf, .167 on-base percentage)...allowed 6-of-24 (25.0%) inherited runners to score...compiled a 3.60 ERA and .161 opponents batting average at home, a 7.41 ERA and .329 opponents average on the road...now has a 3.01 ERA (24 in 71.2 ip) in his career in Oakland compared to 4.09 (28 er in 61.2 ip) on the road...logged a 4.15 ERA and .180 opponents average during the day, a 5.84 ERA and .271 opponents average at night...had an 8.10 ERA in 13 games on no days rest, a 4.22 ERA in his other 36 appearances...now has a 6.57 ERA (18 er in 24.2 ip) in 29 career outings on no days rest, 2.82 (34 er in 108.2) in his other 103 games...yielded a .118 batting average with runners in scoring position and two outs...has a .143 (17-for-149) career average with RISP, including .125 (8-for-64) with RISP and two outs...tied for fifth among AL relievers in unearned runs (6)...also tied for third in caught stealings (3) and tied for seventh in lowest opponents stolen base percentage (50.0)...tossed fewer than one inning in 22 of his 49 appearances.

OAKLAND A'S LOWEST OPPONENTS BATTING AVG. VS. FIRST BATTERS FACED

- .088 Bob Lacey, 1977
- .091 Gene Nelson, 1989
- .114 Ryan Dull, 2017**
- .115 Justin Duchscherer, 2006
- .121 Ryan Dull, 2016

(since 1974)

OAKLAND: Struck out the side in the seventh inning on Opening Day against Los Angeles (AL)...the three strikeouts were a season-high (also Aug. 26 vs. Texas)...was charged with the blown save and loss in his next appearance April 4 against the Angels...allowed three runs, his first of

four games with three or more runs allowed...all came over his first 17 contests...did not yield an earned run in 10 of 11 outings from April 12 to May 6 (1.86 ERA), but allowed seven runs over that span (two earned)...surrendered a career-high tying four runs in 0.2 innings April 26 at Los Angeles (AL)...yielded seven runs over a four-game stretch from May 7 to 16 (18.00 ERA)...matched his career high with two walks May 13 at Texas and Aug. 16 against Kansas City...made his 100th career appearance May 16 at Seattle...tossed a scoreless 10th inning for the win in a 3-2 A's victory over Boston May 19 but was placed on the disabled list the next day with a strained right knee...had a 6.32 ERA in 18 games at the time of his injury...missed two months before beginning a rehab assignment with the A's affiliate in the Arizona Rookie League July 19...also made two outings with Triple-A Nashville on July 21 and 24 at New Orleans and did not allow a run in his three rehab appearances (3.2 ip, 1 h, 1 bb, 3 so)...was reinstated from the DL July 27 and compiled a 4.44 ERA in 31 games following his return...did not allow a run over his first eight appearances (5.1 ip)...stranded each of his 10 inherited runners over a 20-game stretch from Aug. 4 to Sept. 13...yielded seven runs over a nine-game span from Aug. 13-30 (7.56 ERA) but just one over a 10-game stretch from Sept. 1-17 (1.04 ERA)...tossed a season-high 2.0 perfect innings of relief in the first game of the Sept. 9 doubleheader against Houston...allowed five runs over his final four outings (11.25 ERA), including a blown save Sept. 26 against Seattle.

CAREER

2016—The rookie reliever compiled a 2.42 ERA and .186 opponents batting average in 70 relief appearances...led American League rookies and tied for ninth among all AL pitchers in games pitched...fell one short of the Oakland rookie record for games pitched (71, Cook in 2012 and Small in 1997)...his ERA was fifth best in Oakland history by a rookie with 70 or more innings pitched...also ranked second among AL rookies in saves (3), ninth in innings (74.1) and strikeouts (73) and tied for ninth in wins (5)...ranked third among all AL relievers in opponents on-base percentage (.228), tied for sixth in innings and seventh in opponents batting average...the on-base percentage was fifth lowest in Oakland history by a reliever...23 of the 50 hits he allowed were for extra bases (12 doubles, 1 triple, 10 home runs) for a .349 slugging percentage...struck out 73 and walked just 15 for a strikeout-to-walk ratio of 4.87...averaged 1.82 walks per nine innings...allowed 7-of-52 (13.5%) inherited runners to score, which was the third lowest percentage in the AL...ranked second in most inherited runners...first batters faced hit .121 (8-for-66) with two walks (.143 on-base percentage)...the batting average and on-base percentage are fifth lowest by an Oakland pitcher since 1974 and his .355 OPS is seventh best...ranked second in the AL in first batter on-base percentage and OPS, third in batting average and fourth in slugging percentage (.212)...his opponents batting average included a .156 mark against right-handed hitters compared to .244 against left-handers...issued 10 of his 15 walks to lefties but surrendered eight of his 10 home runs to righties...opponents batted .086 with runners in scoring position, which was the lowest mark in the majors and tied for second lowest since 1974 among pitchers with at 70 innings (.068, Jansen LAD, 2013)...opponents were 4-for-41 (.098) with RISP and two outs and 0-for-7 with five strikeouts with the bases loaded...had a .226 opponents batting average with the bases empty, .132 with runners on...seven of the 10 home runs he allowed were solo shots...yielded a .110 batting average with two strikes...the opponents number six hitter was 2-for-23 (.087)...compiled a 1.88 ERA in 35 games at home, 3.00 in 35 outings on the road...had a 1.93 ERA and all three of his saves in 28 day games...posted a 3.11 ERA in 39 appearances on one day of rest or fewer, 1.71 in 31 games with two days rest or more...logged a 1.17 ERA in nine interleague appearances and a 1.19 ERA in the seventh inning...tossed 1217 pitches, which was seventh most by an AL reliever...did not allow a run or a hit over his first seven games (7.1 ip) to become the first Athletics pitcher since at least 1913 to begin the season with seven consecutive hitless outings...opponents started the season 0-for-24 with a hit by pitch before Carlos Beltran homered with two outs in the eighth inning on April 20 at New York (AL)...allowed one run or fewer in 52 of his final 53 games beginning May 15 (1.96 ERA)...struck out a career-high four batters May 15 at Tampa Bay...tossed a career-high 2.2 innings May 20 against New York (AL)...it was one of six outings over 2.0 innings in 2016...allowed just one earned run over a 23-game stretch from May 25 to July 16 (0.38 ERA, .088 opponents batting average)...went 14 consecutive games (14.0 ip) without a walk from June 8 to July 9, issued two free passes July 15 against Toronto, and then had a 13-game streak (12.1 ip) from July 16 to Aug. 12 before issuing his next free pass...had a career-best 11.1-inning scoreless streak from June 18 to July 16...retired 21 consecutive batters from June 24 to July 9, which was the longest streak by an Athletic in 2016...finished the month

of June with a 0.71 ERA and .111 opponents batting average in 13 games...then compiled a 1.35 ERA and .116 opponents batting average in 12 games in July...stranded each of his first 36 inherited runners before allowing 2-of-2 to score July 9 at Houston...according to the Elias Sports Bureau, the streak of consecutive inherited runners stranded was the longest by any pitcher in the expansion era (since 1961)...the previous mark was 35 by Frank Francisco with Texas in 2007... despite allowing two inherited runners to score in that game, he still picked up his first save of the season in the A's 3-2 win...was credited with his second save Aug. 4 at Los Angeles (AL) and his third and final came on Sept. 18 at Texas.

2015—Began the year at Double-A Midland, made his Triple-A debut at Nashville in late July and his Major League debut during a September call-up with Oakland...went 1-2 with a save and a 4.24 ERA in 13 games with the A's...made his debut Sept. 1 against Los Angeles (AL) and began his career with an eight-game, 11.0-inning scoreless streak...that tied for the sixth longest career-opening scoreless streak in Oakland history...held the opposition to a .203 batting average but yielded a .441 slugging percentage as six of the 12 hits he allowed were for extra bases... his opponents batting average included a mark of .167 against left-handed hitters compared to .229 against right-handers...however, issued all six of his walks and yielded three of his four home runs to lefties...allowed a .158 batting average with runners on base...first batters faced were 3-for-13 (.231) and he allowed 1-of-3 (33.3%) inherited runners to score...tossed at least one inning in 12 of his 13 appearances, including a season-high 2.0 innings three times...was selected by Oakland Sept. 1 and made his debut that night against Los Angeles (AL) with a scoreless eighth inning...struck out the first batter he faced (C.J. Cron)...allowed a single to the next batter (Aybar) but then retired the next 18 batters he faced through Sept. 12...recorded his first save Sept. 18 at Houston when he tossed 2.0 scoreless innings in the A's 4-3 win...allowed a run in 1.2 innings for his first ML win in the A's 8-7 victory at Los Angeles (AL) on Sept. 30...was named the A's Organizational Pitcher of the Year after combining for a 3-2 record, 12 saves and a 0.74 ERA in 47 relief appearances with Midland and Nashville...began the season with the RockHounds and went 3-1 with all 12 of his saves and a 0.60 ERA in 35 relief appearances...was named to the Texas League Midseason and Postseason All-Star Teams and earned a July 28 promotion to Nashville... went 0-1 with a 1.13 ERA in 12 games in his Triple-A debut...overall, converted all 12 of his save opportunities and ranked second in the A's farm system in saves...struck out 73 batters in 61.0 innings (10.77 per nine innings) and walked just 16 for a strikeout-to-walk ratio of 4.56...surrendered just two home runs, an average of 0.30 per nine innings...opponents hit .180, including .117 by right-handed hitters compared to .270 by left-handers...had 53 strikeouts and just two walks against righties...opponents hit .218 with both of his home runs with the bases empty compared to .119 with runners on base...had a .118 opponents average with runners in scoring position, including .069 with RISP and two outs...allowed 6-of-17 (35.3%) inherited runners to score...tossed at least one inning in 42 of his 47 games, including a season-high 2.0 innings 14 times...did not allow a run at home with Midland (18 games and 21.2 innings)...started the season with a 13-game, 21.1-inning scoreless streak through May 21...allowed a run in the ninth inning of a 6-2 win at Corpus Christi May 24 and then went another 13 games and 15.1 innings without yielding a run...had a 0.24 ERA over his first 27 games through July 6...pitched a scoreless sixth inning for the South All-Stars in the Texas League All-Star Game at Corpus Christi June 30 (1 h)...was promoted to Nashville July 28 and struck out a season-high five batters in 2.0 innings in his Triple-A debut that day against Iowa...allowed a run against the Cubs but followed that with a 10-game, 13.1-inning scoreless streak from July 31 to Aug. 27.

2014—Spent the entire season at Double-A Midland and was 5-5 with six saves and a 2.88 ERA in 40 relief appearances...struck out 61 batters in 56.1 innings and his average of 9.75 strikeouts per nine innings ranked third among Texas League relievers...posted a 1.36 ERA over his final 28 appearances...allowed a .240 opponents batting average, including .187 against right-handed hitters compared to .333 against left-handers...yielded a .185 average with runners in scoring position...allowed 6-of-23 (26.1%) inherited runners to score...was 6-for-9 (66.7%) in save opportunities...logged more than one inning in 21 of his 40 appearances, including two or more 10 times...had a season-best 9.2-inning scoreless streak from June 21 to July 10...compiled a 0.96 ERA in six games in June...then logged a 1.32 ERA in 10 games in July...had a win and did not allow a run in five postseason appearances (4.0 ip, 6 h, 2 so) to help Midland to the Texas League Championship.

2013—Pitched for three different teams in the A's farm system and combined for a 2-5 record, 19 saves and a 2.40 ERA in 45 relief appearances with Single-A Beloit, Single-A Stockton and Double-A Midland...the saves ranked second among all A's minor leaguers...had just two blown saves for a save percentage of 90.4...struck out 78 batters in 60.0 innings (11.70 per nine innings) and walked just nine (1.35 per nine innings) for a strikeout-to-walk ratio of 6.67...surrendered three home runs (0.45 per nine innings)...had a .199 opponents batting average, including .177 by right-handed hitters...went 1-1 with 12 saves and a 2.10 ERA in 20 appearances with Beloit and was named to the Midwest League Midseason All-Star team...converted all 12 of his save opportunities...had a 15.2-inning scoreless streak from April 22 to May 31...was promoted to Stockton June 20...struck out a season-high seven batters in 3.0 innings July 5 against Modesto...was moved up to Midland July 30...pitched for Mesa in the Arizona Fall League following the season and went 0-1 with two saves and a 4.91 ERA in 10 appearances.

2012—Began his career with the A's affiliate in the Arizona Rookie League and went 2-0 with a save and a 1.42 ERA in four relief appearances...was transferred to Short Season Single-A Vermont July 5 and compiled a 3-1 record, four saves and a 2.84 ERA in 17 games...combined to go 5-1 with five saves and a 2.56 ERA in 21 games overall...struck out 47 in 31.2 innings (13.36 per nine innings)...allowed a .224 opponents batting average, including .211 against right-handed hitters compared to .295 against left-handers...picked up the win his pro debut June 22 against the Brewers (1.0 ip, 3 so)...recorded his first save with 2.0 scoreless innings July 2 against the Padres

PERSONAL/MISCELLANEOUS

Ryan Christopher Dull was originally signed by A's scout Neil Avent...graduated from UNC-Asheville...completed his college career ranked second on the Bulldogs career list in strikeouts (238) and games started (51) and fifth in wins (16)...graduated from East Forsyth HS where he went 11-1 with a 0.58 ERA and 103 strikeouts as a senior...earned All-State honors and was named Forsyth County Player of the Year.

LIFETIME PITCHING RECORD

Year	Club	W	L	ERA	G	GS	CG	SHO	SV	IP	H	R	ER	HR	HB	BB	IBB	SO	WP	BK
2012	AZL A's	2	0	1.42	4	0	0	0	1	6.1	3	1	1	0	1	3	0	13	1	0
	Vermont	3	1	2.84	17	0	0	0	4	25.1	26	10	8	2	1	6	1	34	4	0
2013	Beloit	1	1	2.10	20	0	0	0	12	25.2	16	6	6	1	0	3	0	35	2	0
	Stockton	1	3	1.59	15	0	0	0	6	22.2	13	4	4	0	1	3	1	31	1	0
	Midland	0	1	4.63	10	0	0	0	1	11.2	15	9	6	2	0	3	0	12	2	0
2014	Midland	5	5	2.88	40	0	0	0	6	56.1	52	24	18	6	3	15	4	61	5	1
2015	Midland	3	1	0.60	35	0	0	0	12	45.0	29	3	3	1	0	13	1	52	0	0
	Nashville	0	1	1.13	12	0	0	0	0	16.0	10	2	2	1	0	3	1	21	0	0
	OAKLAND	1	2	4.24	13	0	0	0	1	17.0	12	8	8	4	0	6	1	16	0	0
2016	OAKLAND	5	5	2.42	70	0	0	0	3	74.1	50	23	20	10	1	15	4	73	6	0
2017	OAKLAND	2	2	5.14	49	0	0	0	0	42.0	37	30	24	7	3	16	1	45	6	0
	AZL A's	0	0	0.00	1	1	0	0	0	1.0	0	0	0	0	0	0	0	1	0	0
	Nashville	0	0	0.00	2	0	0	0	0	2.2	1	0	0	0	1	1	0	2	0	0
ML Totals		8	9	3.51	132	0	0	0	4	133.1	99	61	52	21	4	37	6	134	12	0

CAREER TRANSACTIONS

2012 — Selected by the Oakland Athletics organization in the 32nd round of the First-Year Player Draft. **2017** — On the disabled list, May 20 to July 26; included rehabilitation assignments to AZL A's, July 19 to 20, and Nashville, July 21 to 26.

DULL'S CAREER BESTS

Low Hit Complete Game: None
Innings Pitched: 2.2, May 20, 2016 vs. New York (AL)
Strikeouts: 4, May 15, 2016 at Tampa Bay
Pitches: 43, April 27, 2016 at Detroit
Longest Winning Streak: 4, June 24 to July 27, 2016
Longest Losing Streak: 4, August 3, 2016 to April 4, 2017
Longest Scoreless Streak: 11.1, June 18 to July 16, 2016

RIGHT-HANDED PITCHER**Height/Weight:** 6-3 / 242**Bats/Throws:** Right / Right**Birthdate:** October 10, 1989**Opening Day Age:** 28**Birthplace/Resides:** Santo Domingo, Dominican Republic / Yaguatae, Dominican Republic**Major League Service:** 5 years, 23 days**Obtained:** Acquired from the New York Mets for Will Toffey, Bobby Wahl and international bonus money, July 21, 2018**Contract Status:** First year of a one-year contract through 2018.**CAREER HIGHLIGHTS**

Was originally signed by the New York Mets organization July 13, 2007 and spent his entire career with the Mets before a July 21, 2018 trade to Oakland...went 13-17 with 123 saves and a 2.66 ERA in 313 games over seven seasons with New York...left the organization ranked third on the Mets career saves list and ninth on the games pitched list...was named to the National League All-Star team in 2016...saved a Major League leading and Mets record 51 games in 2016...went 0-1 with five saves and a 2.30 ERA in 13 postseason appearances with New York in 2015 and 2016...pitched for the Dominican Republic in the 2017 World Baseball Classic...pitched for the World in the 2010 Futures Game

2017 HIGHLIGHTS

Was on the disabled list from May 11 to Aug. 25 with an arterial clot in his right shoulder...underwent surgery to repair a blockage of the posterior circumflex humeral artery on his right side on May 12...the surgery was performed by Dr. Robert Thompson in St. Louis...was reinstated from the restricted list April 19...missed the first 15 games of the year...tossed 2.0 scoreless innings in two minor league outings...pitched 1.0 inning Aug. 26 at Washington...it was his first action in the majors since May 10...had six saves, moving into fourth place on the franchise all-time saves list with 106, passing Billy Wagner...Jesse Orosco is third on the list with 107 saves...allowed eight earned runs in 15.1 innings (4.70 ERA) after his return from the DL, but just one earned run in his final 7.1 innings (1.23 ERA)...was unscored upon in nine of his first 10 games through May 9...over the last three years, he has the sixth-highest swing and miss rate (52.3%) with a minimum 60 batters faced...earned his first save since May 5 on Sept. 22 vs. Washington in a 7-6 win...struck out Victor Robles with two runners aboard...right-handers were 10-for-52 (.192) and lefties went 11-for-39 (.282)...had two saves and didn't allow a run in 3.1 innings in four games for the Dominican Republic in the World Baseball Classic.

CAREER

2016—Led the majors with 51 saves...was the first Mets reliever to lead the majors in saves...John Franco led the National League in saves in 1990 and 1994...set a franchise record for saves in a single season...set the team record with his 44th save on Aug. 31 vs. Miami...Armando Benitez (2001) and Familia (2015) held the previous mark with 43 saves...was the first Dominican-born reliever to notch 50 or more saves in a season...José Valverde (2011) and Francisco Cordero (2004) each had 49 saves...became the 13th pitcher to reach the 50-save plateau and his 51 saves were tied for the ninth-most in Major League history...recorded 52 straight saves in the regular season from Aug. 1, 2015 to July 26, 2016, which was the longest streak in team history and the third-longest streak in ML history...Eric Gagne (84 consecutive saves) owns the longest while Tom Gordon (54 straight) is second...recorded his 100th career save to clinch the NL Wild Card on Oct. 1 at Philadelphia...named to his first All-Star team but did not pitch in the game...had a save in a team-record 14 straight appearances from June 21-July 26...posted a career-best 17.0 scoreless inning streak from June 8-July 19...suffered the loss in New York's Wild Card game vs. San Francisco...surrendered a three-run home run to the Giants' Conor Gillaspie in the ninth inning.

2015—Finished third in the majors with 43 saves...tied the club's single-season save record closing out a 1-0 win on the last day of the season, Oct. 4 vs. Washington...was tied for the seventh-lowest ERA in team history (min. 70.0 innings)...recorded the final three outs in the Mets' 10-2

win on Sept. 26 at Cincinnati that clinched the National League East division title...allowed one earned run in 14.2 innings (0.61 ERA) during the postseason...had three blown saves in the World Series (Games 1, 4 and 5)...set a single-season postseason franchise record with five saves...had three NLCS saves which tied a NLCS record...recorded the final three outs in Game 4 of the NLCS at Chicago...retired all 16 batters he faced in the NLDS vs. Los Angeles...pitched 2.0 perfect innings for the save in a 3-2 Game 5 NLDS win at Los Angeles...became the third pitcher to have a six-out, no baserunner save in a winner-take-all postseason game, joining the Cardinals' Bruce Sutter (Game 7, 1982 World Series) and the Mets' Jesse Orosco (Game 7, 1986 World Series)...closed out Game 1 of the NLDS at Los Angeles with a four-out save in a 3-1 win...was the first Mets reliever with a save of more than 1.0 inning in a postseason game since Jesse Orosco, Game 7 of the 1986 World Series vs. Boston.

2014—Established a franchise rookie record with 76 appearances...led all Major League rookies in games pitched...had 23 holds, the most by a rookie in team history...underwent bilateral sports hernia surgery on Oct. 25, 2014...Dr. Bill Meyers performed the procedure in Philadelphia...earned his first ML win April 25 vs. Miami with 1.0 scoreless inning in a 4-3 triumph...collected his first big league hit, a single, on May 28 vs. Pittsburgh off Bryan Morris.

2013—Underwent right elbow surgery on June 5 at the Hospital for Special Surgery to remove bone spurs and loose bodies...Mets Medical Director Dr. David Altchek performed the procedure...was placed on the 15-Day disabled list, retroactive to May 9, with right biceps tendinitis...was transferred to the 60-Day DL June 8...on Sept. 14, was returned from his rehabilitation assignment and reinstated from the DL.

2012—Was recalled from Triple-A Buffalo of the International League Sept. 4 and made his Major League debut that day, throwing 1.0 scoreless inning...made his first major league start Oct. 1 at Miami...tossed 4.0 scoreless innings.

2011—Split his season between St. Lucie and Binghamton and was a combined 5-5 with a 2.90 ERA in 23 games, all starts...struck out 132 in 124.0 innings.

2010—Spent the entire season at St. Louis where he went 6-9 with a 5.58 ERA in 24 starts...struck out a career-high 137...played for the World Team in the Futures Game.

2009—Named the Sterling Organizational Pitcher of the Year for Single-A Savannah of the South Atlantic League, emblematic of the team's MVP.

2008—Made his professional debut with the Mets affiliate in the Gulf Coast Rookie League and was 2-2 with a 2.79 ERA in 11 starts.

PERSONAL/MISCELLANEOUS

Jeury Familia was originally signed by Mets scouts Ismael Cruz and Marcelino Vallejo...graduated from Liceo Analilian Miranda High School in 2007...built a house for his parents in the Dominican Republic...finished it in 2015...was honored at the 2016 Thurman Munson Dinner for his success and inspiration on the field of play and community outreach efforts.

LIFETIME PITCHING RECORD

Year	Club	W	L	ERA	G	GS	CG	SHO	SV	IP	H	R	ER	HR	HB	BB	IBB	SO	WP	BK
2008	GCL Mets	2	2	2.79	11	11	0	0	0	51.2	46	20	16	2	3	13	0	38	4	2
2009	Savannah	10	6	2.69	24	23	0	0	0	134.0	109	49	40	3	12	46	0	109	17	5
2010	St. Lucie	6	9	5.58	24	24	0	0	0	121.0	117	87	75	7	15	74	0	137	25	3
2011	St. Lucie	1	1	1.49	6	6	0	0	0	36.1	21	7	6	1	1	8	0	36	1	0
	Binghamton	4	4	3.49	17	17	0	0	0	87.2	85	43	34	10	8	35	0	96	10	0
2012	Buffalo	9	9	4.73	28	28	1	0	0	137.0	145	84	72	8	4	73	0	128	13	2
	METS	0	0	5.84	8	1	0	0	0	12.1	10	8	8	0	0	9	0	10	0	0
2013	Brooklyn	0	0	0.00	1	1	0	0	0	1.0	1	1	0	0	0	0	0	0	0	0
	St. Lucie	0	1	3.00	3	1	0	0	0	3.0	2	1	1	0	0	2	0	3	2	0
	Las Vegas	0	0	0.00	4	0	0	0	1	5.0	5	0	0	0	0	1	0	4	0	0
	METS	0	0	4.22	9	0	0	0	1	10.2	12	5	5	2	0	9	1	8	3	0
2014	METS	2	5	2.21	76	0	0	0	5	77.1	59	26	19	3	2	32	5	73	9	0
2015	METS	2	2	1.85	76	0	0	0	43	78.0	59	16	16	6	2	19	1	86	4	0
2016	METS	3	4	2.55	78	0	0	0	51	77.2	63	25	22	1	1	31	6	84	3	0
2017	METS	2	2	4.38	26	0	0	0	6	24.2	21	14	12	1	1	15	3	25	1	0
	St. Lucie	0	0	0.00	3	0	0	0	0	3.0	1	0	0	0	0	2	0	5	0	0
	Binghamton	0	0	0.00	1	0	0	0	0	1.0	0	0	0	0	0	0	0	1	0	0
	Brooklyn	0	0	0.00	2	0	0	0	0	2.0	1	0	0	0	0	0	0	1	0	0
ML Totals		9	13	2.63	273	1	0	0	106	280.2	224	94	82	13	6	115	16	286	20	0

CAREER TRANSACTIONS

2007 — Signed by the New York Mets organization as a non-drafted free agency, July 13. **2013** — On the disabled list, May 9 to Sept. 13; included rehabilitation assignments to St. Lucie, May 25 to June 4 and Sept. 1 to 2, Brooklyn, Sept. 3 to 8 and Savannah, Sept. 9 to 13. **2017** — On the restricted list, March 29 to April 19; included rehabilitation assignments to St. Lucie, April 15 to 16 and Binghamton, April 17 to 18. On the disabled list, May 11 to Aug. 25; included rehabilitation assignments to St. Lucie, Aug. 16 to 21, and Brooklyn, Aug. 22 to 24. **2018** — On the disabled list, June 7 to 16. Traded to the Oakland Athletics for minor league pitcher Bobby Wahl, minor league infielder Will Toffey and \$1,000,000 international bonus money, July 21.

WILD CARD RECORD

Year	Club/Opp.	W	L	ERA	G	GS	CG	SHO	SV	IP	H	R	ER	HR	HB	BB	IBB	SO	WP	BK
2016	NYM vs. SF	0	1	27.00	1	0	0	0	0	1.0	2	3	3	1	0	1	0	1	0	0

DIVISION SERIES RECORD

Year	Club/Opp.	W	L	ERA	G	GS	CG	SHO	SV	IP	H	R	ER	HR	HB	BB	IBB	SO	WP	BK
2015	NYM vs. LAD	0	0	0.00	4	0	0	0	2	5.1	0	0	0	0	0	0	0	3	0	0

LEAGUE CHAMPIONSHIP RECORD

Year	Club/Opp.	W	L	ERA	G	GS	CG	SHO	SV	IP	H	R	ER	HR	HB	BB	IBB	SO	WP	BK
2015	NYM vs. CHC	0	0	0.00	4	0	0	0	3	4.1	2	0	0	0	0	2	0	3	0	0

WORLD SERIES RECORD

Year	Club/Opp.	W	L	ERA	G	GS	CG	SHO	SV	IP	H	R	ER	HR	HB	BB	IBB	SO	WP	BK
2015	NYM vs. KC	0	0	1.80	4	0	0	0	0	5.0	3	2	1	1	0	0	0	3	0	0

ALL-STAR GAME RECORD

Year	Club/Site	W	L	ERA	G	GS	CG	SHO	SV	IP	H	R	ER	HR	HB	BB	IBB	SO	WP	BK
2009	NL/SD																			

(Did not pitch)

WORLD BASEBALL CLASSIC RECORD

Year	Club	W	L	ERA	G	GS	CG	SHO	SV	IP	H	R	ER	HR	HB	BB	IBB	SO	WP	BK
2017	Dominican Republic	0	0	0.00	4	0	0	0	2	3.1	2	0	0	0	0	0	0	7	0	0

FAMILIA'S CAREER BESTS

Low Hit Complete Game: None

Innings Pitched: 4.0, October 1, 2012 at Miami. As reliever: 2.1 (twice), last: June 7, 2014 at San Francisco

Strikeouts: 3 (14 times), last: August 29, 2017 at Cincinnati

Longest Winning Streak: 2 (twice), last: May 21 to 27, 2016

Longest Losing Streak: 3, May 29 to July 28, 2016

Longest Scoreless Streak: 17.0, June 8 to July 19, 2016

RIGHT-HANDED PITCHER**Height/Weight:** 6-2 / 202**Bats/Throws:** Right / Right**Birthdate:** June 15, 1985**Opening Day Age:** 33**Birthplace/Resides:** Hollywood, Florida / Pompano Beach, Florida**Major League Service:** 4 years, 85 days**Obtained:** Acquired from the Detroit Tigers for two PTBNL or cash considerations, August 6, 2018**Contract Status:** First year of a one-year contract through 2018.**CAREER HIGHLIGHTS**

Made his Major League debut with Milwaukee in 2011 and went 21-28 with a 3.66 ERA in 71 games, including 56 starts, in five seasons with the Brewers before he was dealt to Houston at the trading deadline in 2015...went 21-19 with a 4.59 ERA in 70 games, 67 starts, in three seasons with the Astros...was 42-47 with a 4.15 ERA in 141 games, 123 starts, in seven seasons when he signed with Detroit after being non-tendered by the Astros following the 2017 season...tossed a no-hitter for Houston Aug. 21, 2015 against Los Angeles (NL)...made one postseason appearance for the Astros in the ALDS that year...was a Pacific Coast League Midseason All-Star in 2014 and the Florida State League Midseason All-Star in 2010...was named the Brewers Minor League Pitcher of the Year in 2011 after leading the Milwaukee farm system in wins (13) and ERA (1.86)...pitched for Surprise in the Arizona Fall League in 2010.

2017 HIGHLIGHTS

Appeared in 29 games, including 28 as a starter, for the Houston Astros...finished the season with 153.1 innings pitched, marking the third consecutive season he has thrown 150.0-or-more innings...walked four batters on May 7 at Los Angeles (AL), snapping his streak of not walking more than three batters in 39 consecutive starts...the streak was tied for the 12th-longest streak in club history and the longest since Brett Oberholtzer had 39 straight starts from 2013-15...made five starts during the month of June, posting a 3-1 record with a 2.32 ERA and 28 strikeouts...ranked fourth in the American League with a .189 opponents batting average during the month, while he was sixth with a 2.32 ERA and 0.97 WHIP...struck out a season-high 11 batters on July 16 vs. Minnesota, marking his first double-digit strikeout performance since May 2, 2015 vs. Chicago (NL)...in 10 starts from May 30-July 21, went 6-2 with a 2.36 ERA and 69 strikeouts...among AL pitchers during that span, ranked second with a 2.36 ERA and .195 opponents batting average, tied for second with six wins and seventh with 61.0 innings pitched...ranked fifth among AL pitchers in July with 12.86 strikeouts per nine innings, eighth with 40 strikeouts and ninth with a .212 opponents batting average...was on the suspended list from Sept. 14-20.

CAREER

2016—Won a career-high 11 games in his first full season with the Astros...made 30 starts, tying his career high set in 2015 with Milwaukee (21) and Houston (9)...ranked 10th in the American League with 2.24 walks per nine innings...went the entire season without walking more than three batters in a game...his 30-start streak of allowing three-or-fewer walks was the longest single-season streak by an Astros pitcher since Roy Oswalt had a 32-game streak in 2006...posted a 2-0 record with a 2.86 ERA and 18 strikeouts in five starts during June...had a streak of 17.2 consecutive scoreless innings at home from June 1-July 6.

2015—Began the season with the Milwaukee Brewers before being acquired by the Astros on July 30...established career highs in innings pitched (180.1) and strikeouts (180)...gave up two earned runs-or-less in six consecutive starts from May 12-June 7...went 1-2 with a 2.78 ERA and 30 strikeouts during the stretch...threw his first no-hitter and complete game Aug. 21 vs. Los Angeles (NL), allowing just three walks...finished the game by retiring 21 straight batters following a third inning walk to Joc Pederson...it marked the 11th no-hitter in club history, the 10th individual no-hitter and the first no-hitter in Minute Maid Park history...was named American League Player of the Week following the performance...allowed one earned run-or-less in each

of his first four starts with the Astros, becoming one of five pitchers in franchise history to allow one earned run-or-less in each of his first four starts with the club...pitched in Game 5 of the American League Division Series against Kansas City, allowing one run in 1.0 inning of work.

2014—Split the season between Triple-A Nashville and Milwaukee...was named to the Pacific Coast League Midseason All-Star Team...selected PCL Pitcher of the Week for the week ending May 4 after throwing 7.0 shutout innings with 11 strikeouts on April 30 vs. New Orleans...made five starts with Nashville during the month of April and had a 5-0 record with a 0.80 ERA and 47 strikeouts...had a career high 14 strikeouts over 6.0 shutout innings Aug. 14 at Chicago (NL)...joined Ben Sheets (18), Yovani Gallardo (14) and Moose Haas (14) as the only pitchers in Brewers franchise history to strike out 14-or-more in a game and became the eighth Major League pitcher since 1900 with 14-or-more strikeouts in 6.0 innings pitched-or-fewer...named Brewers Pitcher of the Month for August after going 4-1 with a 1.80 ERA and 41 strikeouts in five starts...in 10 starts with Milwaukee from Aug. 9-Sept. 28, he went 6-4 with a 2.09 ERA and 71 strikeouts...ranked second in the National League with 71 strikeouts during that stretch, while he was 10th with a 2.09 ERA.

2013—Limited to 17 appearances between Single-A Brevard County, Triple-A Nashville and Milwaukee due to injury...made an Opening Day roster at the Major League level for the first time in his career...sidelined from June 17-Sept. 3 with a right forearm fracture...pitched for Leones del Caracas in the Venezuelan Winter League and had a 0-1 record with an 11.05 ERA and 11 strikeouts in five appearances, including three starts.

2012—Spent most of the season with Milwaukee, pitching in 23 games, including 22 as a starter...ranked third among National League rookies in wins (9), ERA (3.74), innings (127.2) and strikeouts (135)...made his first Major League start May 29 at Los Angeles (NL), earning his first career win, allowing one run in 7.0 innings...threw 21.1 consecutive scoreless innings from June 16-July 5, the longest streak by a Brewer in 2012...posted 10 strikeout games on June 30 vs. Arizona, August 24 at Pittsburgh and September 30 vs. Houston...named the Brewers Pitcher of the Month for July after compiling a 1-2 record with a 1.01 ERA and 26 strikeouts in four starts...recorded nine consecutive quality starts from June 16-Aug. 7...went 5-2 with a 1.02 ERA and 63 strikeouts during the stretch.

2011—Named Brewers Minor League Pitcher of the Year after going 13-3 with five saves, a 1.86 ERA and 132 strikeouts in 34 games, including 18 starts, between Double-A Huntsville and Triple-A Nashville...selected as an Organization All-Star by MiLB.com...led all Brewers Minor Leaguers in wins and ERA, and was fourth in strikeouts...named Southern League Pitcher of the Week for the week ending July 3...went 2-0 with a 0.00 ERA (14.0 ip) and 16 strikeouts in two starts that week...was selected Brewers Minor League Pitcher of the Month for August after going 4-0 with a 0.68 ERA and 44 strikeouts...tabbed Pacific Coast League Pitcher of the Week for the week ending September 5 when he went 2-0 with a 0.00 ERA (14.0 ip) and 13 strikeouts in two starts...sidelined from July 25-Aug. 3 with a right third digit tendon injury...made his Major League debut Sept. 14 vs. Colorado and recorded his first Major League strikeout, fanning Carlos Gonzalez...pitched for Leones del Caracas in the Venezuelan Winter League and had a 3-2 record with a 2.22 ERA and 18 strikeouts in six appearances, including five starts...rated as having the best control and as the 12th-best prospect in the Brewers system by *Baseball America* following the season.

2010—Split the season between Single-A Brevard County and Double-A Huntsville, pitching in 27 games, including 19 starts...named to the Florida State League Midseason All-Star Team...made five starts for Single-A Brevard County in April, going 1-2 with a 2.17 ERA and 25 strikeouts...struck out a season-high 11 batters on May 15 at Daytona...sidelined from July 22-Aug. 9 with a right muscle strain...pitched for Surprise in the Arizona Fall League and had a 2-1 record with a 4.82 ERA and 17 strikeouts in five starts.

2009—Completed his first season of professional baseball, combining to appear in 22 games between Single-A Helena, Single-A Wisconsin and Single-A Brevard County...did not allow a run in 19-of-22 outings during the season...earned Pioneer League Pitcher of the Week twice during the season, for the week ending July 5 and the week ending July 26.

PERSONAL/MISCELLANEOUS

Michael Bruce Fiers...attended Nova Southeastern University, where he led the nation with 145 strikeouts in 108.2 innings as a senior in 2009 and was named a Third Team All-American by the National Collegiate Baseball Writers Association and the American Baseball Coaches Association/Rawlings...was inducted into the Nova Southeastern University Athletics Hall of Fame in November, 2017.

LIFETIME PITCHING RECORD

Year	Club	W	L	ERA	G	GS	CG	SHO	SV	IP	H	R	ER	HR	HB	BB	IBB	SO	WP	BK
2009	Helena	1	0	1.29	13	0	0	0	8	21.0	10	3	3	2	1	1	0	35	2	0
	Wisconsin	0	0	0.00	3	0	0	0	1	6.0	4	0	0	0	1	2	0	8	0	0
	Brevard County	1	0	1.98	6	0	0	0	2	13.2	10	3	3	2	0	2	0	16	0	0
2010	Brevard County	4	8	3.47	17	15	0	0	0	93.1	78	37	36	6	11	23	0	94	5	0
	Huntsville	1	1	3.69	10	4	0	0	1	31.2	28	13	13	3	3	9	0	36	1	0
2011	Huntsville	5	3	2.64	22	8	0	0	5	61.1	42	21	18	7	2	14	0	63	1	2
	Nashville	8	0	1.11	12	10	1	1	0	64.2	41	18	8	4	3	22	0	69	1	0
	MILWAUKEE	0	0	0.00	2	0	0	0	0	2.0	2	0	0	0	0	3	0	2	0	0
2012	Nashville	1	3	4.42	10	10	1	1	0	55.0	49	28	27	6	3	18	0	49	5	1
	MILWAUKEE	9	10	3.74	23	22	0	0	0	127.2	125	56	53	12	2	36	0	135	4	0
2013	Brevard County	0	0	6.00	1	1	0	0	0	6.0	6	4	4	1	0	0	0	8	0	0
	Nashville	1	2	2.20	5	5	1	0	0	28.2	24	8	7	3	0	12	0	30	1	0
2014	MILWAUKEE	1	4	7.25	11	3	0	0	0	22.1	28	20	18	8	0	6	0	15	1	0
	Nashville	8	5	2.55	17	17	1	1	0	102.1	80	34	29	8	7	17	0	129	5	0
2015	MILWAUKEE	6	5	2.13	14	10	0	0	0	71.2	46	19	17	7	0	17	1	76	1	0
	MILWAUKEE	5	9	3.89	21	21	0	0	0	118.0	117	57	51	14	5	43	5	121	6	0
2016	HOUSTON	2	1	3.32	10	9	1	1	0	62.1	45	26	23	10	1	21	0	59	2	0
	HOUSTON	11	8	4.48	31	30	0	0	0	168.2	187	89	84	26	7	42	0	134	17	0
2017	HOUSTON	8	10	5.22	29	28	0	0	0	153.1	157	95	89	32	13	62	0	146	11	1
AL Totals		21	19	4.59	70	67	1	1	0	384.1	389	210	196	68	21	125	0	339	30	1
NL Totals		21	28	3.66	71	56	0	0	0	341.2	318	152	139	41	7	105	6	349	12	0
ML Totals		42	47	4.15	141	123	1	1	0	726.0	707	362	335	109	28	230	6	688	42	1

CAREER TRANSACTIONS


2009 — Selected by the Milwaukee Brewers organization in the 22nd round of the First-Year Player Draft. **2015** — Traded to the Houston Astros with outfielder Carlos Gomez and international slot cash in exchange for outfielder Domingo Santana, minor leaguer pitchers Josh Hader and Adrian Houser and minor league outfielder Brett Phillips, July 30. **2017** — On the suspended list, Sept. 14-20. Granted free agency (contract non-tender), Dec. 1; signed by the Detroit Tigers, Dec. 8. **2018** — On the disabled list, March 26 to April 7. Traded to the Oakland Athletics for two players to be named later or cash considerations, Aug. 6.

DIVISION SERIES RECORD

Year	Club/Opp.	W	L	ERA	G	GS	CG	SHO	SV	IP	H	R	ER	HR	HB	BB	IBB	SO	WP	BK
2015	HOU vs. KC	0	0	9.00	1	0	0	0	0	1.0	1	1	1	0	0	0	0	0	0	0

FIERS' CAREER BESTS

Low Hit Complete Game: 0, Aug. 21, 2015 vs. Los Angeles (NL)
Innings Pitched: 9.0, Aug. 21, 2015 vs. Los Angeles (NL)
Strikeouts: 14, August 14, 2014 at Chicago (NL)
Longest Winning Streak: 4 (twice), last: May 30 to June 21, 2017
Longest Losing Streak: 6, Sept. 17, 2014 to April 21, 2015
Longest Scoreless Streak: 21.1, June 16 to July 5, 2012



RIGHT-HANDED PITCHER

Height/Weight: 6-2 / 176

Bats/Throws: Right / Right

Birthdate: September 4, 1991

Opening Day Age: 26

Birthplace/Resides: Detroit, Michigan / Kingwood, Texas

Major League Service: None

Obtained: Selected in the 6th round of the 2013 First-Year Player Draft

Contract Status: First year of a one-year contract through 2018

NON-ROSTER INVITEE

CAREER HIGHLIGHTS

Was the A's sixth round selection in the 2013 draft and is 24-30 with 19 saves and a 4.15 ERA in 154 games, including 61 starts, over his first five professional seasons...has pitched exclusively in relief the last two seasons and has a 3.19 ERA (44 er in 124.0 ip) in 89 relief appearances over that span...was named to the Texas League Midseason All-Star team as a reliever in 2017...started and was the winning pitcher in the 2014 Midwest League All-Star Game.

2017 HIGHLIGHTS

Started the year at Double-A Midland but made his Triple-A debut with Nashville in late June and combined for a 2-4 record, 12 saves and a 3.88 ERA in 46 relief appearances...the saves were a career high and ranked second in the A's farm system...his games pitched were also a career high...converted 12-of-14 (85.7%) save opportunities...went 1-3 with nine saves and a 3.19 ERA in 29 games with the RockHounds and was named to the Texas League Midseason All-Star team...was also 1-1 with a 4.94 ERA in 17 relief appearances with the Sounds and converted all three of his save opportunities...combined for a .262 opponents batting average, including .255 (36-for-141) against right-handed hitters and .272 (25-for-92) against left-handers...surrendered six of his eight home runs to righties...yielded a .229 batting average with runners in scoring position, including .205 with RISP and two outs...allowed 6-of-21 (28.6%) inherited runners to score, including 1-of-11 (9.1%) with Nashville...converted all six of his save chances on the road...tossed at least one inning in 42 of his 46 appearances, including two or more nine times.

MINORS: Converted each of his four save opportunities and had a 1.80 ERA and .143 opponents batting average in eight appearances in April...had a 1.80 ERA over his first 12 games through May 11...then allowed three runs in 1.0 inning at Frisco May 17 for his first loss of the season...was charged with his first blown save May 19 against San Antonio but ended up with the win when the RockHounds scored a run in the bottom of the ninth for a 6-5 victory...went four consecutive games (7.1 ip) from May 19 to 31 without allowing a run, lowering his ERA to 2.31...then allowed four runs over his next four contests (4.2 ip)...did not pitch in the TL All-Star Game as he was transferred to Nashville June 26, one day before the game...had eight saves and a 3.00 ERA in 23 appearances at the time of his promotion...walked a season-high four batters in 1.0 inning June 29 against Round Rock...had a 5.87 ERA over his first five games at Triple-A but did not allow a run in seven of his next eight outings from July 13 to Aug. 4 (10.2 ip, 9 h, 1 r, 1 er, 6 bb, 11 so, 0.84 ERA)...tossed a season-high 3.1 scoreless innings and struck out a season-high four batters July 18 at Iowa...posted a 2.40 ERA and .212 opponents batting average in 10 games in July...yielded 12 runs over his final four outings with the Sounds (7 er in 5.1 ip, 11.81 ERA)...allowed a season-high five runs on a season-high five hits in 2.2 innings Aug. 13 against Memphis...surrendered five runs in 0.2 innings on the 17th against the Redbirds and was sent back to Midland the next day...had a save and a 4.05 ERA over his final six regular season games...then had a win and four saves and five postseason appearances for the Texas League Champion RockHounds and did not allow a run (5.2 ip, 1 h, 1 bb, 6 so).

CAREER

2016—Pitched exclusively in relief for the first time in his career and combined for a 2-3 record, seven saves and a career-low 2.54 ERA in 43 relief appearances with Single-A Stockton and Dou-

ble-A Midland...struck out 69 batters in 63.2 innings, an average of 9.75 per nine innings...tied for fourth in the A's farm system in saves...allowed a .217 opponents batting average, including .204 against left-handed hitters compared to .225 against right-handers...yielded a .196 batting average with runners in scoring position...opponents hit .192 with a .288 on-base percentage when leading off an inning...allowed 3-of-14 (21.4%) inherited runners to score...stranded all six with the RockHounds...converted 7-of-10 (70.0%) save opportunities...had a 0.95 ERA in 22 second half appearances with Midland...posted a 2.42 ERA in the ninth inning...tossed at least one inning in 41 of his 43 appearances, including two or more 17 times...struck out a season-high five batters in 2.2 innings April 23 against Inland Empire...compiled a 1.74 ERA in seven games in April...matched his season-high with five strikeouts in 2.1 innings May 5 against San Jose...was 1-0 with a save and a 3.32 ERA in 13 games with Stockton when he was promoted to Double-A Midland May 22...went 1-3 with six saves and a 2.14 ERA in 30 outings with the RockHounds...pitched a season-high 3.0 innings June 10 at Corpus Christi...allowed his fourth and final home run of the season June 14 at Frisco...did not surrender a home run over his final 23 games and 30.2 innings...did not allow a run in 16 of 17 games from June 21 to Aug. 18 (0.42 ERA)...went seven games (9.1 ip) without a run from June 21 to July 9 and nine games (11.0 ip) from July 17 to Aug. 18...converted each of his final five save opportunities beginning July 25 and logged a 1.29 ERA over that 12-game stretch...posted a 0.87 ERA and .189 opponents batting average in eight games in July...then logged a 1.13 ERA in six appearances in August...made four postseason appearances for the Texas League Champion RockHounds (3.1 ip, 5 h, 3 r, 3 er, 4 bb, 4 so, 8.10 ERA).

2015—Spent the entire season at Single-A Stockton and went 9-9 with a 5.44 ERA in 28 games, including 24 starts...tied for fifth in the A's farm system in wins and ranked seventh in strikeouts (96)...averaged 2.72 walks per nine innings as a starter, which was fifth lowest in the California League among starting pitchers...tied for third among all Cal League pitchers in home runs allowed (19)...had career highs in wins, strikeouts, innings pitched (127.1 ip), hits (139), runs (73), earned runs (77) and home runs (19) and matched his high in starts...allowed a .275 opponents batting average, including .269 against left-handed hitters compared to .280 against right-handers...opponents hit .325 with runners in scoring position...yielded a .234 batting average and .286 on-base percentage to batters leading off an inning...went 3-1 with a 4.33 ERA in five starts in June and 3-1 with a 4.37 ERA in six games, two starts, in August...was named CL Pitcher of the Week for the week of May 11-18...picked up the win in his only start that week when he tossed 6.0 scoreless innings on May 14 against High Desert...allowed just one hit, did not walk a batter and struck out six...fanned a season-high seven batters June 26 at Inland Empire...tossed a season-high 7.0 innings July 7 against Visalia...made all four of his relief appearances over a five-game stretch from Aug. 2 to 22...had a season-best three-game winning streak from Aug. 17 to 27 (1.35 ERA)...matched his season high with seven strikeouts Sept. 7 against Modesto.

2014—Spent nearly the entire season at Single-A Beloit where he went 7-9 with a 3.69 ERA in 23 starts...was transferred to Double-A Midland Sept. 1 and made one start, a loss...was a combined 7-10 with a 4.03 ERA in 24 starts overall...issued a career-high 53 walks in 125.0 innings and struck out just 61...ranked seventh in the A's farm system in ERA...was named to the Midwest League Midseason All-Star team...allowed a .238 opponents batting average, including .232 against left-handed hitters compared to .243 against right-handers...with Beloit, he went 5-3 with a 2.81 ERA and .198 opponents batting average in 12 starts at home compared to 2-6 with a 4.69 ERA and .257 opponents average in 11 starts on the road...was 5-4 with a 2.85 ERA in 13 starts in the first half, 2-5 with a 5.11 ERA in 10 starts during the second half...tossed the lone complete game of his career May 16 at Clinton, a seven-inning four-hit shutout in the Snappers 1-0 win...walked one and struck out five...was 4-0 with a 2.25 ERA and .205 opponents batting average in six starts in May...started for the West squad in the Midwest League All-Star Game on June 17 at Comstock Park and was the winning pitcher in a 7-0 victory (1.0 ip, 1 so)...was on the disabled list from July 8 to 16 with a strained right groin...was transferred to Midland Sept. 1 and made one start that day at Frisco, a loss (5.1 ip, 10 h, 7 r, 7 er, 1 bb, 6 so, 3 hr, 11.81 ERA).

2013—Made his professional debut with Short Season Single-A Vermont and went 3-3 with a 2.70 ERA in 11 starts...was transferred to Single-A Beloit Aug. 23 and went 1-1 with a 9.82 ERA in two starts with the Snappers...was 4-4 with a 3.61 ERA in 13 starts overall...surrendered just one home run in 57.1 innings...allowed a .250 opponents batting average, including .216 against

left-handed hitters compared to .288 against right-handers...held opponents to a .218 batting average leading off an inning and .158 with RISP and two outs...made his first career appearance June 24 against Lowell, a start and no decision in the Lake Monsters 1-0 loss (2.0 ip, 1 bb)...tossed 6.0 innings in back-to-back starts July 22 against Auburn and July 27 against Tri-City for the first two wins of his professional career...posted a 1.76 ERA over his first nine career starts.

PERSONAL/MISCELLANEOUS

Kyle Edward Finnegan was originally signed by A's scout Armann Brown...graduated from Kingwood HS (TX)...attended Texas State University.

LIFETIME PITCHING RECORD

Year	Club	W	L	ERA	G	GS	CG	SHO	SV	IP	H	R	ER	HR	HB	BB	IBB	SO	WP	BK
2013	Vermont	3	3	2.70	11	11	0	0	0	50.0	43	18	15	0	1	12	0	35	2	0
	Beloit	1	1	9.82	2	2	0	0	0	7.1	12	8	8	1	0	6	0	5	0	0
2014	Beloit	7	9	3.69	23	23	1	1	0	119.2	99	53	49	12	4	52	0	55	3	0
	Midland	0	1	11.81	1	1	0	0	0	5.1	10	7	7	3	1	1	0	6	1	0
2015	Stockton	9	9	5.44	28	24	0	0	0	127.1	139	83	77	19	2	41	1	96	10	0
2016	Stockton	1	0	3.32	13	0	0	0	1	21.2	19	8	8	1	0	12	1	28	3	0
	Midland	1	3	2.14	30	0	0	0	6	42.0	31	13	10	3	1	20	1	41	1	0
2017	Midland	1	3	3.19	29	0	0	0	9	36.2	36	13	13	4	1	8	1	36	5	0
	Nashville	1	1	4.94	17	0	0	0	3	23.2	25	18	13	4	0	17	0	21	2	0
Minor League Totals		24	30	4.15	154	61	1	1	19	433.2	414	221	200	47	10	169	4	323	27	0

CAREER TRANSACTIONS

2013 — Selected by the Oakland Athletics organization in the 6th round of the First-Year Player Draft.

**OUTFIELDER****Height/Weight:** 6-0 / 186**Bats/Throws:** Left / Left**Birthdate:** December 29, 1994**Opening Day Age:** 23**Birthplace/Resides:** Caldwell, Georgia / Caldwell, Georgia**Major League Service:** 95 days**Obtained:** Acquired from the New York Yankees with Jorge Mateo and minor leaguer James Kaprielian for Sonny Gray and \$1.5 million international bonus slot cash, July 31, 2017**Contract Status:** First year of a one-year contract through 2018**CAREER HIGHLIGHTS**

Was originally selected by New York (AL) in the 18th round of the 2013 draft and spent the first five seasons of his professional career in the Yankees organization before he was traded to the A's in the Sonny Gray deal at the 2017 trading deadline...made his Major League debut with the Yankees in 2017 but ruptured his patella tendon in the first inning and never batted...had season-ending knee surgery June 30...hit .282 (477-for-1694) with 90 doubles, 39 triples, 39 home runs, 251 RBI and 74 stolen bases in 4231 games over five seasons in the Yankees farm system...was named to the Pacific Coast League Midseason All-Star team in 2017 and the Eastern League Midseason All-Star team in 2016...played for Surprise in the Arizona Fall League in 2015...was rated as New York's 10th best prospect by *Baseball America* following the 2015 season and ninth best after 2016...was the A's fourth best following 2017.

2017 HIGHLIGHTS

Was one of three players acquired from the Yankees in the Sonny Gray trade on July 31 but did not appear in a game with the A's as he was recovering from knee surgery...began the season at Triple-A Scranton/Wilkes-Barre and was batting .293 with 19 doubles, eight triples, a career-high 13 home runs, 43 RBI and 13 stolen bases in 70 games when he was selected by New York June 29...made his Major League debut with a start that day at Chicago (AL) in right field but ruptured his right patellar tendon with two outs in the first inning...did not have an at bat and was placed on the disabled list the next day...underwent surgery June 30 at Rush Orthopedics in Chicago...Dr. Bush-Joseph performed an open patellar tendon repair...was leading the International League in triples, ranked second in slugging (.542) and extra base hits (40), third in hits (87), tied for third in doubles, tied for fourth in runs (49) and fifth in OPS (.871) at the time of his promotion...finished the season tied for the IL lead in triples...was named to the IL Midseason All-Star Team, but did not play in the game due to his promotion...hit .296 (61-for-206) against right-handed pitchers, .286 (26-for-91) against lefties...had seven home runs in 206 at bats against righties (29.4 at bats per home run), six in 91 at bats against lefties (15.2 at bats per home run)...six of his 13 home runs came in the first inning...hit .235 over innings one through three, .331 from the fourth inning on...batted .311 when leading off an inning...went 1-for-9 (.111) with the bases loaded...appeared in 40 games in center field, 14 in right field and 12 in left field...committed four errors in 65 games overall in the outfield (.970 fielding percentage)...also hit .211 in five games as the designated hitter...batted .327 in 48 games in the two spot in the order, .217 in 22 games hitting third...never went more than two consecutive games without a hit...was named the A's number four prospect by *Baseball America* following the season.

SCRANTON/WILKES-BARRE: Batted .125 over his first eight games through April 15...that included his lone two-homer game of the season in the second game of an April 9 doubleheader at Buffalo...had a season-high five-RBI in that contest...then reached base safely in 19 consecutive games from April 16 to May 9...had a season-high 12-game hitting streak from April 26 to May 9...went 21-for-53 (.396) with three doubles, four triples, two home runs and eight RBI during the streak to boost his average to .301...collected six triples over a 16-game span from April 28 to May 15...hit for the cycle April 30 against Indianapolis...went 5-for-6 with two doubles, a triple, home run and two RBI in the RailRiders 7-6, 11-inning win...was named International League Batter of the Week for the week of April 24-30...went 11-for-26 (.423) with four runs, three doubles, two triples, two home runs, five RBI and two walks in six games...finished April with a .293 batting average and

then hit .325 in May...was 0-for-5 with a season-high four strikeouts May 10 at Pawtucket...went 4-for-5 May 15 against Pawtucket and had another four-hit game May 27 at Toledo...a 2-for-4 performance May 29 at Toledo lifted his average to a season-high .314...then hit .255 over his final 26 games...stole a season-high two bases June 7 at Rochester, a feat he duplicated June 17 at Buffalo.

CAREER

2016—Spent the season with Double-A Trenton, batting .281/.311/.458 with 67 runs, 30 doubles, 15 triples, 12 home runs, 88 RBI and 25 stolen bases in 132 games...led Yankees minor leaguers in RBI and total bases, ranked second in hits and ninth in batting average...was one of 26 minor leaguers to hit at least 10 home runs and steal at least 25 bases...finished second among all minor leaguers in triples (San Diego's Franchy Cordero-16)...tallied the Eastern League's highest single-season triples total since 1993...also ranked among EL leaders in hits (second), at bats (second), extra-base hits (third, 57), total bases (third, 248), RBI (fourth) and slugging percentage (seventh)...was named an EL Midseason All-Star...hit .324 against left-handed pitching... compiled a 16-game hitting streak from July 18 to Aug. 4 (24-for-62, .387)...after tallying 28 extra base hits (18 doubles, seven triples, three home runs) over his first 88 games, logged 29 extra base hits (12 doubles, eight triples, nine home runs) in his final 44 games beginning July 18, tied for second most in the minors over that span...played primarily center field (119 games/116 games started), with three starts apiece in left field and right field, and committed five errors in 268 total chances (.981 fielding percentage)...was a non-roster invitee to Yankees' Major League spring training and hit .318/.348/.455 with four runs, one double, one triple, two RBI and one stolen base in 15 games...following the season, was tabbed as the No. 9 prospect and the "Best Defensive Outfielder" in the Yankees organization by *Baseball America* and as an Organization All-Star by MiLB.com.

2015—Combined at Single-A Charleston and Single-A Tampa to bat .298/.334/.394 with 64 runs, 20 doubles, six triples, five home runs, 70 RBI and 30 stolen bases in 123 games...among all Yankees minor leaguers, ranked second in RBI, fourth in stolen bases and sixth in batting average... began the season with Charleston, hitting .307/.340/.419 with 35 runs, nine doubles, three triples, four home runs, 31 RBI, 11 walks and 18 stolen bases in 58 games...batted .351 in his final 27 games with the RiverDogs, earning a promotion to Tampa on June 22...hit .289 with 29 runs, 11 doubles, three triples, one home run and 12 stolen bases in 65 games with Tampa...following the season, was tabbed as the No. 10 prospect in the Yankees organization by *Baseball America* and as an Organization All-Star by MiLB.com...also appeared in 16 games for the Surprise Saguaros of the Arizona Fall League and hit .279 with 14 runs, two doubles, two home runs, seven RBI and seven stolen bases.

2014—Batted .257 with 33 runs, 13 doubles, six triples, nine home runs and 41 RBI in 66 games for Single-A Charleston...named the South Atlantic League Player of the Week on June 16 after batting .391 (9-for-23) with two runs, two doubles, one triple, one home run and six RBI in six games.

2013—Made his professional debut with the GCL Yankees 1, batting .241 with eight doubles, four triples, nine RBI and eight runs scored in 30 games.

PERSONAL/MISCELLANEOUS

Dustin Ryan Fowler...graduated in 2013 from West Laurens HS (Ga.), where he was named regional "Player of the Year" as a senior.

LIFETIME PLAYING RECORD

Year	Club	AVG.	G	AB	R	H	2B	3B	HR	RBI	SH	SF	HP	BB	SO	SB	CS	SLG	OBP	E
2013	GCL Yankees1	.241	30	112	8	27	8	4	0	9	0	0	1	4	23	3	1	.384	.274	2
2014	Charleston	.257	66	257	33	66	13	6	9	41	1	1	0	13	53	3	2	.459	.292	1
2015	Charleston	.307	58	241	35	74	9	3	4	31	0	2	2	11	47	18	7	.419	.340	6
	Tampa	.289	65	246	29	71	11	3	1	39	0	1	0	15	43	12	6	.370	.328	5
2016	Trenton	.281	132	541	67	152	30	15	12	88	2	5	4	22	86	25	11	.458	.311	5
2017	Scranton/Wilkes-Barre	.293	70	297	49	87	19	8	13	43	0	0	1	15	63	13	5	.542	.329	4
	NEW YORK	—	1	0	0	0	0	0	0	0	0	0	0	0	0	0	0	—	—	0
ML Totals		—	1	0	0	0	0	0	0	0	0	0	0	0	0	0	0	—	—	0
Minor League Totals		.282	421	1694	221	477	90	39	39	251	3	9	8	80	315	74	32	.450	.315	23

CAREER TRANSACTIONS

2013 — Selected by the New York Yankees in the 18th round of the First-Year Player Draft. **2017** — On the disabled list, June 30 to November 5. Traded to the Oakland Athletics with infielder Jorge Mateo and minor league right-handed pitcher James Kaprielian for pitcher Sonny Gray and \$1.50 million international bonus slot cash, July 31.

FOWLER'S CAREER HIGHS

Hits: None

Home Runs: None

Runs Batted In: None

Stolen Bases: None

Hitting Streak: None

Hitless Streak (At Bats): None

Game Ending RBI: None

Grand Slams: None

Pinch-Hit Home Runs: None

Inside-The-Park Home Runs: None

Lead Off Home Runs: None

ROOKIE RULE

The Baseball Writers Association of America considers a player a rookie unless during the previous season or seasons he has (a) exceeded 130 at-bats or 50 innings pitched in the major leagues; or (b) accumulated more than 45 days on the active roster of a major league club (excluding military service), during the 25-player limit. The 25-player limit is in effect from Opening Day until August 31.

There are eight rookies on the A's 40-man roster: Raul Alcantara, Franklin Barreto, Dustin Fowler, Ramon Laureano, Jorge Mateo, Renato Nuñez, Lou Trivino and Bobby Wahl.

**OUTFIELDER****Height/Weight:** 6-0 / 205**Bats/Throws:** Right / Right**Birthdate:** January 4, 1992**Opening Day Age:** 26**Birthplace/Resides:** Carolina, Puerto Rico / Carolina, Puerto Rico**Major League Service:** None**Obtained:** Signed to a minor league contract, November 17, 2017**Contract Status:** First year of a one-year contract through 2018**NON-ROSTER INVITEE****CAREER HIGHLIGHTS**

Was selected by St. Louis in the 18th round of the 2009 draft and spent the first nine seasons of his profession career in the Cardinals organization before signing a minor league deal with the A's following the 2017 season...is a .260 (654-for-2512) career hitter with 93 home runs and 397 RBI in 750 games over nine seasons in the minors...has played 417 games in left field, 148 in right field, three at first base and two in center field...also pitched once in 2010...was named to the Texas League Postseason All-Star Team in 2017...played in the Pan Am games for Puerto Rico in July 2015...was named the Puerto Rican Winter League Most Valuable Player in 2014 after earning Comeback Player of the Year honors the previous season.

2017 HIGHLIGHTS

Began the season at Triple-A Memphis and hit .179 in 14 games before he was transferred to Double-A Springfield April 28...batted .294 at Double-A and combined with both clubs for a .282 batting average, 16 home runs and 72 RBI in 115 games...had career highs in stolen bases (9) and games played...was named to the Texas League Midseason and Postseason All-Star Teams after ranking third in the League in slugging (.487), fourth in home runs per at bat (23.13) and seventh in batting (.294)...hit .366 (37-for-101) against left-handed pitching compared to .253 (72-for-285) against right-handers...batted .300 with runners in scoring position...12 of his 16 home runs came with runners on base...connected for 11 of his 15 home runs with Springfield at home...hit .306 at night, .190 during the day...had a .229 batting average when leading off an inning but his on-base percentage was .333...went 1-for-25 (.040) in the ninth inning...appeared in 53 games in the left field, 24 in right field and one in center field...committed two errors in 76 games overall in the outfield (.983 fielding percentage)...also hit .304 in 32 games as the designated hitter and was 1-for-6 (.167) with a walk and two strikeouts as a pinch hitter...hit in every spot in the order except leadoff and saw his most action with 42 games in the five spot and 29 hitting cleanup...played for Caracas in the Venezuelan Winter League following the season and hit .247 with four home runs and 13 RBI in 23 games.

MINORS: Went 3-for-13 (.231) over his first four games with Memphis but then went 0-for-17 over a six-game stretch from April 11 to 19...was outrighted off the 40-man roster April 24 and was hitting .179 in 14 games when he was sent down to Springfield April 28...had an 18-game hitting streak from May 7 to 27 (25-for-66, .379), which was fifth longest in the TL...drove in a season-high four runs May 15 against Tulsa (also June 17 against Arkansas, July 4 at Frisco and July 8 against Frisco)...was named TL Batter of the Week for the week of May 15-21...went 9-for-23 (.391) with six runs scored, four doubles, two home runs and 10 RBI...was a perfect 4-for-4 in the first game of a May 24 doubleheader at Corpus Christi to boost his Double-A batting average to .386...then went 14-for-66 (.212) over his next 20 games through June 15 to fall to .309...finished May with a .350 batting average and 21 RBI in 27 games...had his first of two two-homer games June 17 against Arkansas...homed the next day against Tulsa, giving him three home runs and seven RBI over a two-game stretch...played for the North All-Stars in the Texas League All-Star Game June 27 at Frisco and went 0-for-1 with a strikeout as a defensive replacement in left field...went 1-for-5 with a season-high four strikeouts June 29 at Midland...hit .276 with six home runs and 19 RBI over a 17-game stretch from June 30 to July 18...was 3-for-4 with a grand slam and four RBI July 4 at Frisco...connected for his second two-homer game of the season July

8 against Frisco...hit his 16th and final home run of the season in his 81st game July 18 against Northwest Arkansas...finished the year with a 34-game homerless streak...committed his first error of the season Aug. 2 at Tulsa, snapping a season-opening 64-game errorless streak as an outfielder...hit .391 in 19 games in August.

CAREER

2016—Split his season between Double-A Springfield and Triple-A Memphis...appeared in 37 games at Springfield and 70 at Memphis...began and ended the season at Triple-A, playing at Double-A in between from May 27 to July 18...after his return to Memphis in July, hit .419 during the month with four of his 11 home runs on the season...had a season-high three hits on seven separate occasions, four times including a home run as one of the hits...recorded a season-high six-game hitting streak from June 1 to 14 while at Springfield (9-for-18, .500)...was on the Memphis disabled list from Aug. 15 to 22 with a back strain...batted .280 in 38 games for Carolina in the Puerto Rican Winter League.

2015—Began the season at Double-A Springfield before a promotion to Triple-A in August...hit .354 in June and .327 in July, driving in 10 runs each month...hit .323 in August with 15 RBI...was named the Cardinals Minor League Player of the Month for July compiling a .327 average, a .426 on-base percentage and an .888 OPS...played in the Pan Am games in July representing his home country of Puerto Rico...batted .393 (11-for-28) and led the tournament field with five home runs, 17 RBI and a .964 slugging percentage over eight games while playing primarily right field...in the Pan Am games on July 15 vs. Colombia, he hit a grand slam in the seventh inning and a game-ending home run in the ninth to post a six RBI day...had a 10-game hitting streak June 27-July 25 surrounding his time at the Pan Am games, batting .474 (18-for-38) with 10 RBI...reached base safely in 29 consecutive road games from May 9 to Aug. 12...was promoted to Triple-A Memphis Aug. 18...played in five games for Carolina in his sixth-straight season in the Puerto Rican Winter League and hit .250 with a home run and three RBI.

2014—Spent his season at High-A Palm Beach where he played 100 games, mostly in left field and also serving as the designated hitter...missed a month of action from May 17 to June 15 with an oblique strain...batted .318 with runners in scoring position and two outs...played a fifth-straight season in the Puerto Rican Winter League for Gigantes de Carolina and was named League MVP after hitting .328 with 10 home runs and 34 RBI.

2013—Tied for 10th among Cardinals minor leaguers with 13 home runs...was named Cardinals Minor League Player of the Month for June batting .385 (25-for-65) with seven home runs, 14 RBI and a 1.298 OPS...16 of his 25 hits were extra base hits...honored as Florida State League Player of the Week twice (June 3-10 and June 24-July 1)...was one of two players in the FSL to win the award twice in 2013...spent time on the disabled list twice with a shoulder strain, including a single game on rehab with GCL Cardinals...played for Gigantes de Carolina of the Puerto Rican Winter League and was named Comeback Player of the Year, batting .305 in 38 games.

2012—Ranked second in the Midwest League with a career-high 19 home runs...also ranked second in slugging (.525) and extra base hits (56) and third in at bats per home run (20.84)...his 34 doubles tied for second among Cardinals minor leaguers and his 19 homers ranked third...ran off a 16-game hitting streak from June 22 to July 7, which tied for the team best...was named Midwest League Player of the Week for the week of June 18-24...landed on the disabled list twice with a groin strain in May and a hamstring strain at the end of August to season's end...participated in the Puerto Rican Winter League and hit .279 in 34 games.

2011—Ranked second among Cardinals minor leaguers and fifth in the Appalachian League in on-base percentage (.407)...ranked third among Cardinals minor leaguers with a .935 OPS and sixth in batting average (.308) and slugging percentage (.527)...played in seven games for his hometown Carolina in the Puerto Rican Winter League.

2010—Spent most of his season with the Gulf Coast League Cardinals before playing the final two games of his season at Johnson City...transitioned to outfield after catching in his first pro-

season, catching nine of 39 games played...batted .339 with four home runs and 15 RBI in 18 July games for GCL, playing mostly right field

2009—Caught 16 games for the GCL Cardinals in his first professional season after signing in June.

PERSONAL/MISCELLANEOUS

Anthony García...graduated from San Juan Educational School in Puerto Rico.

LIFETIME PLAYING RECORD

Year	Club	AVG.	G	AB	R	H	2B	3B	HR	RBI	SH	SF	HP	BB	SO	SB	CS	SLG	OBP	E
2009	GCL Cardinals	.235	23	51	12	12	3	1	0	3	0	0	2	4	10	2	1	.333	.316	4
2010	GCL Cardinals	.284	39	116	20	33	3	1	5	20	0	2	6	19	17	2	0	.457	.406	0
	Johnson City	.333	2	3	1	1	1	0	0	1	0	1	0	1	1	0	0	.667	.400	0
2011	Johnson City	.308	51	182	38	56	14	4	6	31	0	2	11	21	36	4	1	.527	.407	4
2012	Quad Cities	.280	109	396	63	111	34	3	19	74	0	2	12	34	107	3	6	.525	.354	0
2013	Palm Beach	.217	98	345	37	75	16	1	13	45	2	4	9	26	95	6	2	.383	.286	7
	GCL Cardinals	.000	1	4	0	0	0	0	0	0	0	0	0	1	0	0	0	.000	.000	0
2014	Palm Beach	.227	100	343	56	78	20	2	10	44	0	1	9	38	64	3	4	.385	.320	1
2015	Springfield	.285	87	288	50	82	22	0	11	54	1	1	11	45	54	6	2	.476	.400	3
	Memphis	.276	18	58	7	16	4	1	2	10	0	0	6	11	0	1	.483	.344	0	
2016	Memphis	.229	70	218	25	50	12	0	8	27	0	6	3	20	44	1	1	.394	.296	4
	Springfield	.254	37	122	17	31	6	0	3	16	1	0	3	11	24	2	2	.377	.331	0
2017	Memphis	.179	14	39	1	7	1	0	1	3	0	0	1	3	6	1	1	.282	.256	0
	Springfield	.294	101	347	57	102	18	2	15	69	1	5	5	40	72	8	2	.487	.370	2
Minor League Totals		.260	750	2512	384	654	154	15	93	397	5	24	72	268	542	38	23	.445	.346	25

LIFETIME PITCHING RECORD

Year	Club	W	L	ERA	G	GS	CG	SHO	SV	IP	H	R	ER	HR	HB	BB	IBB	SO	WP	BK
2010	GCL Cardinals	0	1	81.00	1	0	0	0	0	0.2	4	6	6	1	0	3	1	1	0	0

CAREER TRANSACTIONS

2009 — Selected by the St. Louis Cardinals organization in the 18th round of the First-Year Player Draft. **2017** — Elected free agency, November 6; signed by the Oakland Athletics to a minor league contract, November 17.

**CATCHER****Height/Weight:** 6-2 / 217**Bats/Throws:** Right / Right**Birthdate:** August 13, 1987**Opening Day Age:** 30**Birthplace/Resides:** San Pedro, California / Orange, California**Major League Service:** 1 year, 55 days**Obtained:** Claimed off waivers from the Colorado Rockies, August 4, 2017**Contract Status:** First year of a one-year contract through 2018**CAREER HIGHLIGHTS**

Was selected by Colorado in the 19th round of the 2009 First-Year Player Draft and spent the first eight and one-half seasons of his professional career in the Rockies organization before he was claimed off waivers by Oakland on Aug. 4, 2017...hit .199 in 68 games over three seasons with Colorado and batted .159 in 19 games with the A's...is a .192 career hitter in 87 games...made his Major League debut in 2015 and collected his first big league hit off Max Scherzer...has a .255 (536-for-2103) average with 87 home runs and 354 RBI in 606 games in nine seasons in the minors...was named a Texas League Midseason All-Star in 2014...played for the Salt River Rafters in the Arizona Fall League following the 2013 season.

2017 HIGHLIGHTS

Was on the Opening Day roster with Colorado and hit .206 with a home run and six RBI in 22 games before he was optioned to Triple-A Albuquerque May 16...was claimed off waivers by Oakland Aug. 4 and batted .159 with a home run and three RBI in 19 games with the A's...hit .188 with two home runs and nine RBI in a career-high 41 games overall...batted .087 at the Coliseum and .162 at Coors Field for a combined .133 batting average in his home ballparks...hit .250 on the road...batted .217 (13-for-60) with both of his home runs against left-handed pitching compared to .154 (8-for-52) against right-handers...slugged .400 against lefties, .212 against righties...started 33 games at catcher (15 with the A's) and tossed out 5-of-14 (35.7%) attempted base stealers (3-of-6, 50.0% with the A's)...has thrown out 15-of-39 (38.4%) in his career...went 8-for-12 (.667) with three doubles and a home run when putting the first pitch in play...hit .120 with runners in scoring position and was 1-for-12 (.083) with RISP and two outs...is a .157 (8-for-51) career hitter with RISP, including .095 (2-for-21) with RISP and two outs...was 0-for-3 as a pinch hitter and is 0-for-6 with four strikeouts in the pinch in his career.

MAJORS: Went 3-for-6 (.500) with a double and a home run over his first three games...that included a career-high tying two-hits April 6 at Milwaukee, his first of four two-hit games in 2017... then went 1-for-23 (.043) with no walks and 14 strikeouts over his next seven games...started that stretch with his first career three-strikeout game April 8 against Los Angeles-AL (also April 13 at San Francisco and Aug. 8 vs. Seattle)...was batting .206 in 22 games when he was optioned to Albuquerque May 16...was claimed off waivers by Oakland Aug. 4 and joined the A's the next day at Los Angeles (AL)...started at catcher Aug. 5 at went 1-for-4 with two RBI for his only multiple-RBI game of the season...then had a 1-for-14 streak over his next seven games...hit his only home run as an Athletic Aug. 18 at Los Angeles (AL).

ALBUQUERQUE: Batted .281 with 10 home runs and 26 RBI in 36 games with Albuquerque... also had nine doubles and two triples for a .617 slugging percentage...hit .429 (9-for-21) against left-handed pitching compared to .252 (27-for-107) against right-handers...had a 1.432 OPS against lefties, .871 against righties...batted .324 with seven of his 10 home runs at home, .222 on the road...seven of his 10 home runs were solo shots...hit .316 with runners in scoring position and two outs...had a .519 batting average in the eighth inning or later...appeared exclusively at catcher and tossed out 14-of-29 (48.3%) attempted base stealers...hit .327 with seven home runs and 13 RBI in 16 games batting sixth in the order...began the Triple-A portion of his campaign with a 14-game reaching base streak and batted .358 with a .417 on-base percentage over that stretch...capped the streak June 19 at Sacramento with season highs in hits (3) and doubles (2)...

then went 4-for-45 (.089) over his next 13 games from June 20 to July 13...drove in a run in eight consecutive games from July 15-27 (12 RBI total) and had four home runs over that span...finished the Triple-A portion of his campaign with an eight-game hitting streak (13-for-30, .433)...matched his season high with three hits July 18 against Tacoma.

CAREER

2016—Made three stints with Colorado while spending the rest of the season with Triple-A Albuquerque...batted .235 with six doubles, one home run and six RBI across three stints with the Rockies...made three starts in his first stint with the club in April and went 4-for-10 (.400) with one run, one RBI and two walks...hit his only home run of the season May 26 at Boston, part of a 2-for-4 day with a double, home run and two RBI...batted .292 with 31 runs, 11 doubles, 15 home runs, 35 RBI, 16 walks, 43 strikeouts and two stolen bases in 52 games with Albuquerque.

2015—Spent the majority of the season with Triple-A Albuquerque before making his Major League debut on Aug. 20 vs. Washington...remained on the big league roster for the rest of the season...collected his first Major League hit in his first at-bat off right-handed pitcher Max Scherzer, Aug. 20 vs. Washington...hit his first ML home run Sept. 9 at San Diego off right-handed pitcher James Shields...hit his second home run in his next start, Sept. 11 at Seattle...collected the first multi-hit game of his career Sept. 18 vs. San Diego...batted .274 with 44 runs, 16 doubles, 15 home runs, 61 RBI and 28 walks in 81 games with Albuquerque.

2014—Split his time between Triple-A Colorado Springs and Double-A Tulsa, where he was named a Texas League Midseason All-Star...in 34 games with Tulsa, hit .270 with seven doubles, two home runs and 20 RBI to earn his first All-Star nod...was promoted to Triple-A Colorado Springs in June, where he played 44 games...between the two teams, combined to play in 78 games and bat .240 with 16 doubles, two triples, seven home runs and 42 RBI...threw out 32% (24-of-75) of attempted base stealers between Double-A and Triple-A, including 32.7% (16-of-49) at Triple-A.

2013—Appeared in 96 games, including 76 starts at catcher, for Double-A Tulsa and hit .236 with 17 doubles, one triple, 13 home runs and 47 RBI...hit .274 with six doubles, three home runs, 14 RBI and a .507 slugging percentage against left-handed pitching...played for the Salt River Rafters in the Arizona Fall League following the season and hit .167 (8-for-48) with two doubles, four home runs and eight RBI in 15 games.

2012—Spent the entire season with High-A Modesto, starting 82 games behind the plate...caught 31.9% (31-for-97) of attempted base stealers.

2011—Played in a minor league career-high 100 games for Low-A Asheville, setting career-highs in runs (71), hits (87), doubles (29), home runs (17) and RBI (67)...finished fourth in the South Atlantic League in slugging percentage (.513) and in home runs per at-bat (20.06)...had the second-most doubles and third-most home runs among all Tourists.

2010—Played a majority of the season with Short-Season Tri-City before finishing the season with High-A Modesto, where he hit .310 with two doubles, two triples, one home run and 13 RBI in 12 games...started at catcher in 41 of his 42 games with Tri-City where he hit .224 with 11 doubles, two triples, two home runs and 21 RBI.

2009—Played in 23 games for Rookie Level Casper in his first professional season...hit .250 with nearly as many walks (13) as strikeouts (14) en route to a .393 on-base percentage.

PERSONAL/MISCELLANEOUS

Dustin Thomas Garneau...he and his wife, Jacqlyn have three boys, Maddox, Maverick and Nixon...drafted out of Cal State Fullerton where he majored in kinesiology...was the Titans' primary catcher his junior and senior seasons (2008-09)...named to the 2008 Fullerton Regional All-Tournament Team after posting four hits and four RBI in five games...was named an All-Big West Honorable Mention in 2009 after guiding the Titans pitching staff to the fourth-best ERA in the nation...was one of seven players from Fullerton drafted in the 2009 First-Year Player draft, in-

cluding Oakland Athletics outfielder Khris Davis...played high school baseball at San Pedro High School in San Pedro, Calif...hit .433 (39-for-90) as a senior, earning first-team selections to the All-Marine League and all-area squad...also a two-time all-area and all-city football player.

LIFETIME PLAYING RECORD

Year	Club	AVG.	G	AB	R	H	2B	3B	HR	RBI	SH	SF	HP	BB	SO	SB	CS	SLG	OBP	E
2009	Casper	.250	23	72	11	18	4	1	1	13	0	0	4	13	14	1	0	.375	.393	1
2010	Ti-City	.224	42	143	20	32	11	2	2	21	1	2	7	21	30	3	2	.371	.347	6
	Modesto	.310	12	42	5	13	2	2	1	13	0	0	2	9	0	1	0	.524	.341	3
2011	Asheville	.255	100	341	71	87	29	4	17	67	1	5	7	58	70	7	7	.513	.370	11
2012	Modesto	.243	86	300	35	73	18	3	6	29	2	4	2	40	41	2	3	.383	.332	6
2013	Tulsa	.236	96	326	36	77	17	1	13	47	4	4	13	25	57	4	2	.414	.313	4
2014	Tulsa	.270	34	115	14	31	7	0	2	20	0	2	4	14	19	2	3	.383	.363	5
	Colorado Springs	.216	44	148	17	32	9	2	5	22	1	0	3	14	21	2	1	.405	.297	5
2015	Albuquerque	.274	81	303	44	83	16	0	15	61	3	4	2	28	44	2	1	.475	.335	5
	COLORADO	.157	22	70	6	11	3	0	2	8	0	0	0	6	14	0	0	.286	.224	2
2016	Albuquerque	.292	52	185	31	54	11	0	15	35	1	2	7	16	43	2	0	.595	.367	0
	COLORADO	.235	24	68	7	16	6	0	1	6	0	1	0	6	22	0	0	.368	.293	1
2017	COLORADO	.206	22	68	5	14	7	0	1	6	1	0	1	4	24	0	0	.353	.260	0
	Albuquerque	.281	36	128	24	36	9	2	10	26	0	2	1	13	22	0	1	.617	.347	3
	OAKLAND	.159	19	44	5	7	1	0	1	3	0	0	0	8	12	0	0	.250	.288	1
AL Totals		.159	19	44	5	7	1	0	1	3	0	0	0	8	12	0	0	.250	.288	1
NL Totals		.199	68	206	18	41	16	0	4	20	1	1	1	16	60	0	0	.335	.259	3
ML Totals		.192	87	250	23	48	17	0	5	23	1	1	1	24	72	0	0	.320	.264	4

CAREER TRANSACTIONS

2009 — Selected by the Colorado Rockies in the 19th round of the First-Year Player Draft. **2017** — Claimed off waivers by the Oakland Athletics, August 4.

GARNEAU'S CAREER HIGHS

Hits: 2 (nine times), last: May 9, 2017 vs. Chicago (NL)
Home Runs: 1 (five times), last: August 28, 2017 at Los Angeles (AL)
Runs Batted In: 3, September 11, 2015 at Seattle
Stolen Bases: None
Hitting Streak: 4, October 4, 2015 to April 24, 2016
Hitless Streak (At Bats): 14, April 7 to 15, 2017
Game Ending RBI: None
Grand Slams: None
Pinch-Hit Home Runs: None
Inside-The-Park Home Runs: None
Lead Off Home Runs: None

**RIGHT-HANDED PITCHER****Height/Weight:** 6-0 / 175**Bats/Throws:** Right / Right**Birthdate:** November 13, 1992**Opening Day Age:** 25**Birthplace/Resides:** Spartanburg, South Carolina / Lyman, South Carolina**Major League Service:** 91 days**Obtained:** Selected in the 2nd round of the 2014 First-Year Player Draft**Contract Status:** First year of a one-year contract through 2018**CAREER HIGHLIGHTS**

Made his Major League debut with Oakland in 2017 and went 4-11 with a 6.11 ERA in 18 starts... is also 20-23 with a 3.59 ERA (159 er in 398.2 ip) in 80 games, including 69 starts, in four seasons as a minor leaguer...was named Pacific Coast League Pitcher of the Week for the week of May 22-28, 2017...led the A's farm system with 151 strikeouts in 2016...earned California League Pitcher of the Week honors for the week of May 16-22, 2016...tied for the Midwest League lead in complete games (2) and losses (13) in 2015...was selected by the A's in the 2nd round of the 2014 draft...was rated as the A's No. 8 prospect by *Baseball America* following the 2016 season.

2017 HIGHLIGHTS

Went 4-11 with a 6.11 ERA in 18 starts over two stints with Oakland in his Major League debut... his .267 winning percentage was third lowest in the American League and tied for fourth lowest in Oakland history...it was the lowest since Steve Karsay went 3-12 (.200) in 1997...had 91.1 innings pitched and did not qualify for the league leaders...based on a minimum of 90 innings pitched, he had the second highest opponents slugging percentage in the AL (.549), the fourth highest batting average (.306) and OPS (.906) and the fifth highest ERA...using the 90 inning minimum, his slugging percentage, OPS and average of 2.07 home runs per nine innings were second highest in Oakland history to Gil Heredia in 2001 (.554, .911, 2.22)...his ERA was sixth highest and the highest since Omar Olivares had a 6.75 ERA in 2000...ranked fifth among AL rookies in games started (18), sixth in innings pitched (91.1) and eighth in strikeouts (72)...tied for eighth among all AL pitchers in wild pitches (10)...his 11 losses are second most in Oakland history by a pitcher over the first 18 games of his career (Mike Morgan went 2-13 in 16 career games with Oakland)...his opponents batting average included a .296 (63-for-213) mark against right-handed hitters compared to .319 (53-for-166) against left-handers...surrendered 15 of his 21 home runs to righties...yielded a .315 batting average with runners in scoring position...compiled a 1.50 ERA in the first inning, a 5.19 ERA in innings two and three and a 9.08 ERA from the fourth inning on...his opponents batting average over those splits were .209, .259 and .379...had a .225 opponents batting average the first time through the lineup, .360 after that...made 12 of his 18 starts on the road and 10 during the day...received one run of support or fewer in 11 of his 18 starts and was 0-10 in those starts...went 4-1 in seven starts more than one run of support... was 1-7 in eight starts against AL West competition, 3-4 against all other teams...opponents hit .359 with a .410 on-base percentage and .543 slugging percentage when leading off an inning... held the opponents clean-up hitter to a .200 batting average but the nine hitter batted .419.

OAKLAND: Was selected from Triple-A Nashville June 14 and was the losing pitcher in his Major League debut, an 11-6 A's loss at Miami on June 14...became the 50th pitcher in Oakland history to start in his debut...allowed a career-high seven runs in 3.1 innings, which were the most runs allowed in Oakland history by a pitcher in his debut...they were the most A's by any A's pitcher since Glenn Cox allowed seven runs in 1.1 innings for the Kansas City A's on Sept. 20, 1955 against Detroit...had a sacrifice hit in his first professional plate appearance but then had an infield single off Edinson Volquez in the fourth inning for his first ML hit...joins Tim Hudson (June 8, 1999 at San Diego) as the only pitchers in Oakland history with a hit in their ML debut... earned his first ML win in his third start, allowing two unearned runs in 6.0 innings in a 10-2 win at Chicago (AL) June 24...yielded a career-high nine hits in a 7-6 win over the White Sox July 4 but had a no decision...left with a 6-5 lead but Casilla allowed a run in the ninth inning for the

blown save...tossed 3.0 innings or more and walked one batter or fewer in each of his first five career games through July 4 (3 bb in 26.0 ip, 1.04 walks per nine innings)...is the only Athletics pitcher since 1913 and the 11th Major Leaguer to begin his career with five consecutive games of one walk or fewer and 3.0 innings pitched or more...then walked two batters or more in nine of his final 13 starts (28 bb in 65.1 ip, 3.86 per nine innings)...tossed a career-high 7.0 innings in a 3-2 loss to Tampa Bay July 17...equalled his career-high by allowing nine hits in a 6-3 loss to Minnesota July 28...allowed a run on three hits in a career-high 7.0 innings at San Francisco Aug. 2 and picked up the win...however was optioned to Nashville the next day with a 3-6 record, a 5.17 ERA and .281 opponents batting average in 10 starts...was recalled Aug. 23 and went 1-5 with a 7.47 ERA and .342 opponents batting average in eight starts following his return...surrendered a career-high tying nine hits and tossed a career-high 103 pitches in a 3-1 loss at Los Angeles (AL) Aug. 28...finished August 1-1 with a 3.86 ERA in three starts...then went 1-4 with an 8.42 ERA and .336 opponents batting average in six starts in September...based on a minimum of 25 innings pitched, his ERA was the highest in the majors in the month and the highest by an A's pitcher in September since Hod Lisenbee had a 9.10 ERA in 1936...tied for the ML lead with nine home runs in September...walked a career-high five batters in a 10-2 loss at Seattle Sept. 3...struck out a career-high seven in an 11-1 win over Houston in the first game of the doubleheader Sept. 9 in Oakland...allowed a career-high tying nine hits in 4.2 innings in a no decision at Detroit Sept. 19...yielded a career-high four home runs and a career-high tying seven runs in 4.1 innings in a 7-1 loss to Seattle Sept. 25...allowed four runs in a career-low 1.2 innings and took the loss in his final start Sept. 30 at Texas.

NASHVILLE: Compiled a 4-4 record with a 3.66 ERA and .239 opponents batting average in 14 starts with Nashville...surrendered just six home runs in 76.1 innings, an average of 0.71 per nine innings...five of the six were solo shots...his opponents batting average included a mark of .230 (37-for-161) against right-handed hitters compared to .250 (33-for-132) against left-handers...opponents hit .161 with runners in scoring position and two outs...went 2-2 with a 2.25 ERA in six starts at home, 2-2 with a 4.67 ERA in eight starts on the road...yielded five of his six home runs on the road...walked one batter or fewer in nine of his 14 starts...tossed six innings or fewer 12 times...walked a season-high five batters in 5.0 innings in his first start April 6 at Round Rock...allowed his first two home runs of the season and also had season highs in runs (6) and hits (9) on April 19 at Oklahoma City...followed that with a seven-start, 42.2-inning, 173 batter faced homerless streak...earned his first win May 12 against Albuquerque when he allowed one run in 6.0 innings...was named Pacific Coast League Pitcher of the Week for the week of May 22-28...won each of his two starts that week and did not allow a run or walk a batter (14.0 ip, 6 h, 14 so)...tossed 8.0 innings at Sacramento May 22 and 6.0 innings against Colorado Springs May 27...the 8.0 innings against the River Cats were a season-high...it was part of a 15.0-inning scoreless streak from May 22 to June 5...went 3-0 with a 1.54 ERA and .203 opponents batting average in six starts in May...took the loss in his only start in June on the 5th at Omaha and was 3-3 with a 3.41 ERA in 11 starts when he was promoted to Oakland June 14...ranked sixth in the PCL in ERA and opponents batting average (.231) at the time...returned to Nashville following his Aug. 3 option from Oakland and went 1-1 with a 4.60 ERA in three starts...struck out a season-high 10 batters in 6.0 innings in a 6-1 loss to Memphis Aug. 12.

CAREER

2016—Pitched at three different levels in the A's farm system and combined for a 10-6 record and a 2.69 ERA in 27 starts with Single-A Stockton, Double-A Midland and Triple-A Nashville...led the A's farm system in strikeouts (151), ranked second in innings pitched (153.2), tied for second in wins and sixth in ERA...had minor league career highs in wins, innings pitched, strikeouts and wild pitches (18) and matched his high in games and games started...surrendered just eight home runs, an average of 0.47 per nine innings...was 5-4 with a 3.47 ERA over his first 16 starts through July 7...then went 5-2 with a 1.66 ERA over his final 11 starts beginning July 13...was charged with two runs or fewer in 10 of those 11 starts...allowed a .221 opponents batting average, including .219 against right-handed hitters and .224 against left-handers...yielded six of his eight home runs to righties...six came with the bases empty...held the opposition to a .154 batting average when leading off an inning...issued just nine walks for a .203 on-base percentage in that situation...had a .225 opponents batting average with runners in scoring position...allowed two runs or fewer in 17 of his 27 starts, walked two batters or fewer 23 times and surrendered

four hits or fewer 13 times...began the season at Stockton and went 4-1 with a 3.33 ERA in nine starts with the Ports...had his shortest start of the season April 23 against Inland Empire when he tossed just 2.0 innings...was placed on the disabled list two days later with a strained right shoulder...was reinstated May 4...won each of his final three Single-A starts from May 15 to 25 (2.33 ERA)...combined on a four-hit shutout in a 7-0 win over Visalia May 20...tossed seven innings and allowed two of the hits...walked two and struck out nine and earned California League Pitcher of the Week honors for the week of May 16 to 22...was tied for fifth in the CL in strikeouts (53) when he was promoted to Midland May 30...went 5-5 with a 2.49 ERA in 16 starts with the Rock-Hounds...the ERA was fifth lowest in the Texas League during his stint at Double-A (May 30 to Aug. 29) and his 94 strikeouts ranked second...went 1-4 with a 3.49 ERA in seven starts at home compared to 4-1 with a 1.79 ERA in nine starts on the road...lost each of his first two starts with Midland on June 1 and 7...then allowed just one hit in 4.0 scoreless innings in his next start start in the second game of a June 13 doubleheader at Frisco...had a 13-start, 75.1-inning homerless streak from June 13 to Aug. 25...tossed a season-high 7.1 innings July 1 at Northwest Arkansas...matched his season high by allowing eight hits July 13 at San Antonio, but allowed just one run in 5.1 innings for the win...surrendered just one earned run in five consecutive starts from July 13 to Aug. 2 for a 1.42 ERA, but was just 2-1...went 3-0 with a 1.65 ERA over his final five starts beginning Aug. 13...struck out a season-high 10 batters in his final start with Midland on Aug. 25 at Corpus Christi...was transferred to Nashville Aug. 30 and went 1-0 with a 1.98 ERA in two starts with the Sounds...was rated as the A's No. 8 prospect by *Baseball America* following the season.

2015—Spent the entire season at Single-A Beloit and went 5-13 with a 4.73 ERA in 27 games, all starts...tied for the Midwest League lead in complete games (2) and losses, ranked second in runs (92) and home runs allowed (16), tied for fourth in games started and tied for fifth in innings pitched (144.2)...was one of two pitchers in the A's farm system with two complete games...also ranked second in the A's farm system in strikeouts (112) and fifth in innings pitched...had career highs in games, starts, losses, ERA, innings pitched, strikeouts, hits (151), runs (92), home runs, hit batters (6), walks (52) and wild pitches (10)...allowed a .270 opponents batting average, including .241 against left-handed hitters compared to .291 against right-handers...surrendered 13 of his 16 home runs to righties...opponents were 5-for-11 (.455) with a home run and 13 RBI with the bases loaded...was 2-6 with a 5.57 ERA and .299 opponents batting average in 13 starts before the All-Star Break, 3-7 with a 4.05 ERA and .245 opponents batting average in 14 starts after the break...went 3-3 with a 3.97 ERA in 10 starts at home, 2-10 with a 5.25 ERA in 17 starts on the road...the Snappers were 9-18 (.333) in his starting assignments...struck out a season-high seven batters in back-to-back starts on April 30 at Peoria and May 5 against Burlington...tossed his first complete game June 30 at Quad Cities, a seven-inning four hitter in a 4-1 win (3 bb, 4 so)...his second complete game came in a rain-shortened 2-1 loss at Peoria July 16 (6.1 ip, 5 h, 3 r, 1 er, 2 bb, 5 so)...posted his best ERA in the month of July when he went 1-3 with a 3.26 ERA and .214 opponents batting average in five starts...tossed 6.0 scoreless innings for the win in his penultimate start Aug. 30 at Kane County, his only start where he did not allow a run.

2014—Went 1-0 with a 2.25 ERA in 12 games (one start) in his professional debut with Short Season Single-A Vermont...struck out 25 and walked just one in 24.0 innings...surrendered just one home run...allowed a .188 opponents batting average, including .176 against right-handed hitters compared to .206 against left-handers...tossed exactly 2.0 innings in each of his 12 games...including his lone start on Aug. 4 against Mahoning Valley...made his debut June 27 against Lowell (2.0 ip, 1 h, 1 r, 1 er, 1 so)...picked up his first win in his second outing July 2 against Tri-City (2.0 ip, 4 h, 1 r, 1 er, 1 bb, 1 so)...did not allow a run in five straight games from July 19 to Aug. 12 (10.0 ip)...struck out a season-high five batters in his final appearance Aug. 29 at Staten Island.

PERSONAL/MISCELLANEOUS

Daniel James Gossett was originally signed by A's scout Neil Avent...graduated from James F. Byrnes HS (SC)...attended Clemson University...was second team All-America selection by *Collegiate Baseball* in 2014 and a Golden Spikes Award finalist.

LIFETIME PITCHING RECORD

Year	Club	W	L	ERA	G	GS	CG	SHO	SV	IP	H	R	ER	HR	HB	BB	IBB	SO	WP	BK
2014	Vermont	1	0	2.25	12	1	0	0	0	24.0	16	6	6	1	0	1	0	25	0	0
2015	Beloit	5	13	4.73	27	27	2	0	0	144.2	151	92	76	16	6	52	0	112	10	1
2016	Stockton	4	1	3.33	9	9	0	0	0	46.0	40	20	17	4	1	13	0	53	4	1
	Midland	5	5	2.49	16	16	0	0	0	94.0	75	37	26	4	1	25	0	94	13	0
2017	Nashville	1	0	1.98	2	2	0	0	0	13.2	10	3	3	0	0	3	0	4	1	0
	Nashville	4	4	3.66	14	14	0	0	0	76.1	70	35	31	6	1	24	1	71	10	0
	OAKLAND	4	11	6.11	18	18	0	0	0	91.1	116	67	62	21	0	31	0	72	10	0
ML Totals		4	11	6.11	18	18	0	0	0	91.1	116	67	62	21	0	31	0	72	10	0

CAREER TRANSACTIONS

2011 — Selected by the Boston Red Sox organization in the 16th round of the First-Year Player Draft; did not sign. **2014** — Selected by the Oakland Athletics organization in the 2nd round of the First-Year Player Draft.

GOSSETT'S CAREER BESTS

Low Hit Complete Game: None

Innings Pitched: 7.0 (twice), last: August 2, 2017 at San Francisco

Strikeouts: 7, September 9, 2017 vs. Houston

Pitches: 103, August 28, 2017 at Los Angeles (AL)

Longest Winning Streak: 1 (four times), last: September 9, 2017

Longest Losing Streak: 3 (twice), last: September 14, 2017 to present

Longest Scoreless Streak: 5.0 (three times), last: September 9 to 14, 2017

OAKLAND ATHLETICS DOUBLEHEADERS

Team	Home	Road	Totals	Last Doubleheader	Result
	W-L-S	W-L-S	W-L-S		
Baltimore	5-1-0	3-3-6	8-4-6	September 23, 1999 at Baltimore	W, 9-6; L, 4-12
Boston	1-1-2	0-1-1	1-2-3	August 20, 1997 at Oakland	L, 5-7; L, 4-5 (13)
Chicago	6-6-4	5-6-5	11-12-9	June 12, 1983 at Oakland	L, 10-12 (11); L, 1-8
Cleveland	2-0-5	4-5-6	6-5-11	September 14, 1996 at Cleveland	L, 2-9; L, 8-9
Detroit	3-0-3	1-1-5	4-1-8	August 22, 1998 at Oakland	W, 7-2; W, 7-1
Houston	1-0-0	0-0-0	1-0-0	September 9, 2017 at Oakland	W, 11-1; W, 11-4
Kansas City	4-1-7	3-5-4	7-6-11	September 4, 2008 at Kansas City	L, 4-5 (10); L, 6-9
Los Angeles (AL)	4-0-7	1-1-2	5-1-9	July -16, 2011 at Oakland	L, 2-4; W, 4-3 (10)
Milwaukee	2-0-4	3-1-4	5-1-8	August 10, 1997 at Oakland	W, 4-3; L, 5-9
Minnesota	4-4-3	3-10-10	7-14-13	May 26, 2001 at Minnesota	W, 5-4 (10); L, 6-7 (10)
New York	0-3-1	2-0-7	2-3-8	August 4, 1998 at Oakland	L, 4-10; L, 5-10
Philadelphia	0-0-0	0-1-0	0-1-0	June 8, 2003 at Philadelphia	L, 1-7; L, 3-8
Seattle	2-0-5	0-0-0	2-0-5	May 7, 2014 at Oakland	L, 4-6 (10); W, 2-0
Tampa Bay	0-0-0	0-0-1	0-0-1	June 10, 2017 at Tampa Bay	L, 5-6 (10); W, 7-2
Texas	2-3-9	2-3-5	4-6-14	May 29, 2009 at Texas	L, 3-6; L, 2-5
Toronto	1-0-2	1-1-1	2-1-3	July 8, 1995 at Oakland	L, 6-9; W, 6-3
Totals	37-19-52	28-38-57	65-57-109		

**RIGHT-HANDED PITCHER****Height/Weight:** 6-2 / 209**Bats/Throws:** Right / Right**Birthdate:** December 21, 1990**Opening Day Age:** 27**Birthplace/Resides:** Alexander City, Alabama / Alexander City, Alabama**Major League Service:** 3 years, 14 days**Obtained:** Acquired from Toronto with Brett Lawrie, Sean Nolin and Franklin Barreto for Josh Donaldson, November 28, 2014**Contract Status:** First year of a one-year contract through 2018**CAREER HIGHLIGHTS**

Was one of four players acquired from Toronto in the Josh Donaldson trade following the 2014 season and is 22-24 with a 4.11 ERA (186 er in 407.0 ip) in 71 starts in three seasons with the A's...made his Major League debut with Toronto in 2014 in just his second professional season, compiling a 3.86 ERA in five relief appearances...is 17-11 with a 2.46 ERA (66 er in 241.1 ip) in 44 games, all starts, as a minor leaguer...has allowed just seven home runs in 241.1 innings (0.26 per nine innings)...was a *Baseball America* Minor League Baseball First Team All-Star in 2014 after tying for third in the minors in wins (14)...also ranked fourth among full season minor leaguers in ERA (1.83)...was named the A's sixth best prospect by *Baseball America* following the Nov. 2014 trade to Oakland.

2017 HIGHLIGHTS

Went 6-4 with a 4.19 ERA in 19 starts in a season shortened due to two stints on the disabled list with a strained right shoulder...the ERA was a career high as was his opponents batting average (.280), on-base percentage (.338), slugging percentage (.442) and OPS (.780)...allowed 12 home runs and his average of 1.03 home runs per nine innings was a career low...his 19 starts are his fewest in his three seasons with Oakland...his opponents batting average broke down to .238 (44-for-185) against left-handed hitters compared to .315 (70-for-222) against right-handers...entered the season with a .273 career average against lefties, .272 against righties...opponents batted .266 with runners in scoring position but just .186 with RISP and two outs...eight of the 12 home runs he allowed came with runners on base...went 5-0 with a 2.94 ERA in 11 starts at home compared to 1-4 with a 6.39 ERA in eight starts on the road...joins Kenny Rogers (11-0 in 1998) and Todd Burns (5-0 in 1988) as the only starting pitchers in Oakland history to go undefeated at home with five or more decisions...in three seasons with the A's, he is 12-10 with a 3.46 ERA (83 er in 216.0 ip) in 35 starts in Oakland compared to 10-14 with a 4.85 ERA (103 er in 191.0 ip) in 36 starts on the road...made 15 of his 19 starts at night...went 0-3 in seven starts with two runs of support or fewer, 6-1 in 12 starts with three runs of support or more...is now 1-20 in 32 career starts with run support of two or fewer, 21-4 in 39 starts with support of three or more...the bullpen blew the save in five of his 19 starts...over the last two years, the pen has blown 10 saves in his 50 starts...had a .240 opponents batting average with two strikes, which was second highest in the American League among pitchers with 100 or more innings pitched...the opponents number three hitter batted .479 with a .528 on-base percentage and .833 slugging percentage...went 5-2 with a 3.39 ERA in 14 starts against AL West competition compared to 1-2 with a 7.52 ERA in five starts against everyone else...was 3-0 with a 3.47 ERA in eight starts on four days rest, 3-4 with a 4.82 ERA in 11 starts on five days rest or more...is now 11-7 with a 3.83 ERA (85 er in 200.0 ip) in 34 career starts on four days rest compared to 11-17 with a 4.39 ERA (101 er in 207.0 ip) in 37 starts on five days rest or more...had a 7.11 ERA in the first inning, a 3.54 ERA from the second inning on...had four double plays, which tied for second among AL pitchers...tied for ninth in the AL in triples allowed (4).

OAKLAND: Was the A's Opening Day starter on April 3 against Los Angeles (AL) and picked up the win in a 4-2 decision...became the A's 11th different Opening Day starting pitcher in the last 12 years (Zito, Haren, Blanton, Braden, Sheets, Cahill, McCarthy, Anderson, Gray twice, Hill)...was just the second of those pitchers to pick up the win (Gray, 2015)...won his second consecutive start in the A's 6-1 win at Texas April 8...no hit the Rangers over the first six innings and Napoli broke up

the no-hitter with a two out homer in the bottom of the seventh...did not strike out a batter in 5.0 innings on April 14 against Houston, his first career start without a strikeout...did it again on Aug. 3 at San Francisco and Sept. 16 at Philadelphia...was 2-0 with a 2.00 ERA and .203 opponents batting average in three starts when he was placed on the 10-day disabled April 17 retroactive April 15 with a strained right shoulder...did not have a rehab assignment and was reinstated April 27...had the second unassisted double play by a pitcher in Oakland history April 27 at Los Angeles (AL)...the other was by Blue Moon Odom, also against the Angels, in the second game of a July 11, 1971 doubleheader...went 2-1 with a 2.25 ERA in four starts in April...the ERA was the second lowest single month ERA of his career (1.93 in June, 2015)...issued a career-high tying four walks May 3 at Minnesota and allowed six runs on five hits in 3.1 innings in a 7-4 loss...left his start on May 14 at Texas with a 4-3 lead but Madson blew the save...it was the first of five times the bullpen blew a save in one of his starts (Aug. 8 vs. Seattle, Aug. 30 at Los Angeles-AL, Sept. 5 vs. Los Angeles-AL, Sept. 27 vs. Seattle)...was 0-2 with a 4.97 ERA and .289 opponents average in five starts after his April 27 reinstatement from the DL before returning to the DL a second time with a right shoulder strain on May 29 (retroactive to May 26)...was sent to Triple-A Nashville on a rehab assignment July 19 and went 0-1 with a 7.20 ERA and .383 opponents batting average in three starts...allowed four runs in 2.1 innings at Iowa July 19 and seven runs in 3.0 innings at New Orleans July 24 before allowing one run in 4.2 innings against Salt Lake July 29...was reinstated from the DL Aug. 3 and went 4-2 with a 4.47 ERA and .297 opponents batting average over his final 11 starts...struck out a career-high tying eight batters in a 9-3 victory over Baltimore Aug. 13...that began a season-ending stretch where he went 4-1 with a 3.35 ERA over his final nine starts...the bullpen had three blown saves in his four no decisions over that span and he tossed 2.0 scoreless innings in the other start (Sept. 16 at Philadelphia) before he was removed following a rain delay.

CAREER

2016—Compiled a 10-11 record and a 4.11 ERA in a team-leading 31 starts in his second season with the A's...went 1-6 with a 5.36 ERA over his first nine starts, 9-2 with a 3.33 ERA over his next 16 starts from May 30 to Aug. 24, and 0-3 with a 4.71 ERA over his final six starts...in addition to starts, he also led the A's in wins, losses (tied), innings pitched (186.0), hits (196), runs (87), earned runs (85), home runs (22) and walks (47)...all those marks are career highs as are his 108 strikeouts...averaged 5.23 strikeouts per nine innings, which was the third lowest mark in the American League...walked just 47 (2.27 per nine innings), which were the fewest in Athletics history by an A's team-leader, besting the previous low of 59 by Sonny Gray in 2015...tied for second in the AL in shutouts (1), tied for fifth in complete games (2), tied for sixth in opponents reaching on an error (8), ranked seventh in fewest pitches per game (91.4) and was ninth in hits (196)...averaged 4.16 runs of support per start, which was 10th lowest in the AL...received two runs of support or fewer in 12 of his 31 starts and was 0-8 in those games...went 10-3 in 19 starts with support of three or more...left with a lead five times only to have the bullpen blow the save...had a .271 opponents batting average, which broke down to .270 against right-handed hitters compared to .272 with 35 of his 47 walks against left-handers...yielded a .302 average with runners on base but 14 of the 22 home runs he allowed were solo shots...tied for third among AL pitchers in total chances (42), tied for seventh in assists (27) and ranked eighth in putouts (15)...did not commit an error and his 42 total chances were the most in the AL and tied for second most in the majors among pitchers with no errors...compiled a 1.74 ERA in the first inning, which tied Arrieta (CHC) for second lowest in the majors (Tanaka, NYY 1.16) among pitchers with 30 or more innings...using the same minimum, it was 10th lowest in Oakland history...logged a 4.59 ERA from the second inning on...went 5-6 with a 3.39 ERA in 14 starts at home compared to 5-5 with a 4.80 ERA in 17 starts on the road...had the ninth lowest home ERA in the AL...surrendered seven home runs in 90.1 innings at home, 15 in 95.2 innings on the road...was 3-5 with a 4.82 ERA in 15 starts against AL West competition compared to 7-6 with a 3.46 ERA in 16 starts against everyone else...his ground ball to fly ball ratio of 2.40 was fourth highest in the AL...the A's were 14-17 (.452) in his starting assignments...walked one batter or fewer in 18 of his 31 starts...allowed four hits or fewer in each of his first three starts, joining John Odom (1969) and Mike Norris (1980) as the only pitchers in Oakland history on an Opening Day roster to allow four hits or fewer while tossing five innings or more in each of their first three starts...picked up his first win of the season and struck out a career-high eight batters April 20 at New York (AL)...it snapped a career-high six-game losing streak dating back to July 10, 2015...compiled a 5.52 ERA and .276 opponents

batting average during the losing streak, which spanned nine starts...struck out in the fifth inning in his first professional at bat that day against the Yankees...hit in the four spot in the order after the A's designated hitter (Lowrie) entered the game following an injury to Valencia...became just the second A's pitcher with a plate appearance in the clean-up spot in the designated hitter era (Ron Flores, June 29, 2006 vs. San Diego)...went 0-for-4 with three strikeouts in 2016...lost each of his next five starts from April 25 to May 19...logged a 7.92 ERA and .361 opponents batting average during the losing streak...yielded a career-high four home runs in an 11-3 loss at Baltimore May 8...snapped his five-game losing streak in a 3-2 win over Minnesota May 30...that began a career-high six-game winning streak, which doubled his previous best (3, June 24-July 4, 2015) and matched the longest by an A's pitcher in 2016 (Hill)...compiled a 3.25 ERA and .264 opponents batting average during the streak, which spanned 10 starts from May 30 to July 23...went 1-4 with a 5.87 ERA in six starts in May...the losses tied for second in the AL and it marked the first time he has lost four games in a month in his career...tossed 8.0 innings July 9 at Houston, snapping a streak of 28 consecutive starts of seven innings or fewer dating back to June 18, 2015...tossed a career-high 112 pitches in 7.0 innings in a 7-4 win over Houston July 18...fired his second career complete game in the A's 4-3 win over Tampa Bay on July 23 in Oakland...it was his first complete game win...allowed nine hits, which were the most by an A's pitcher in a complete game since Mark Redman allowed 12 on May 13, 2004 against Detroit...finished July 4-1 with a 2.68 ERA and .219 opponents batting average in five starts...the wins tied for third in the AL and were his most ever in a month...authored his third career complete game and his first shutout, a two-hitter in the A's 9-0 win at Chicago (AL) Aug. 19...tossed just 98 pitches, which were the fewest by an Athletic in a nine-inning complete game since Dana Eveland on May 21, 2008 against Tampa Bay (95)...became the ninth Oakland pitcher since 1987 to toss fewer than 100 pitches in a nine-inning shutout, the first since Rich Harden on July 14, 2005 against Texas (80)...faced just one batter over the minimum to become the 13th pitcher in Oakland history to face 28 batters or fewer in a nine inning complete game (last: Dallas Braden, May 9, 2010 vs. Tampa Bay)...had a no decision in the A's 1-0 win over Boston Sept. 4 in Oakland...tossed 6.1 scoreless innings and a career-high tying 112 pitches.

2015—The rookie right-hander went 6-9 with a 4.05 ERA in 21 starts over two stints with the A's before his season ended in late August due to an oblique injury...was on the A's Opening Day roster and went 1-2 with an 8.27 ERA in four starts before he was optioned to Nashville April 26...was brought back May 23 and went 5-2 with a 1.78 ERA over his first nine starts following his return...then went 0-5 with a 5.82 ERA over his final eight starts beginning July 10...was placed on the 15-day disabled list Aug. 24 with a strained left oblique...tied for fourth among American League rookies in games started (21), ranked fifth in innings pitched (115.2), ninth in strikeouts (77) and tied for ninth in wins...had one of seven complete games by an AL rookie...allowed a .276 opponents batting average, including .275 against lefties and .278 against righties...had a .369 slugging percentage against lefties, .474 against righties...10 of the 15 home runs he allowed were solo shots...had a .235 opponents average the first time through the lineup, .289 the second time and .317 after that...was 4-4 with a 3.22 ERA in 11 starts at night, 2-5 with a 5.08 ERA in 10 starts during the day...was 1-9 in 13 starts with two runs of support or fewer, 5-0 in eight starts with three runs of support or more...walked two batters or fewer in 16 of his 21 starts...was on the A's Opening Day roster and made his first Major League start April 9 against Texas...was the losing pitcher in the A's 10-1 loss...yielded a career-high eight runs in 3.1 innings to become the fourth pitcher in Oakland history to allow eight or more runs in his A's debut (last: Clayton Mortensen, 8 on Aug. 8, 2009 at Kansas City)...picked up the first win of his career in his next start April 14 at Houston when he combined with O'Flaherty, Otero, Abad and Clippard on an eight-hit shutout...tossed 5.1 innings and allowed four of the hits...was 1-2 with an 8.27 ERA over his first four starts when he was optioned to Nashville April 26...returned to Oakland May 23 and combined with Scribner and Clippard on a six-hit shutout in the A's 5-0 win that day at Tampa Bay...tossed six innings and allowed three of the hits...had a six-start streak from June 7 to July 4 where he tossed seven or more innings while allowing two runs or fewer in each start...that was the longest such streak by a rookie pitcher in Oakland history...according to the Elias Sports Bureau, it matches the longest streak by any rookie over the last 20 years (Francisco Liriano, MIN 2006)...it tied for third longest by any pitcher in Oakland history and was the longest since Justin Duchscherer had an eight-game streak from June 11-July 20, 2008...went 3-2 with a 1.26 ERA during the streak...began the streak with a no decision and two losses to become just the second

A's pitcher since at least 1914 to toss seven or more innings and allow two runs or fewer in three consecutive starts without earning a win...the other was Orlando Pena for the 1963 Kansas City A's (May 5-15)...tossed his first career complete game in his ninth big league start, an eight-hitter in the A's 1-0 loss at Los Angeles (AL) June 13 (0 bb, 7 so)...tossed seven shutout innings in back-to-back starts June 29 against Colorado and July 4 against Seattle as part of a career-high 19.0-inning scoreless streak from June 24 to July 10...finished the month of June with a 3-2 record and a 1.93 ERA in six starts...ranked fifth in the AL in ERA in the month...was tagged with the loss July 10 at Cleveland to begin a season-ending five-game losing streak...spun 6.0 shutout innings in a no decision in his final start Aug. 23 against Tampa Bay...was placed on the disabled list with a strained left oblique the next day...went 2-1 with a 1.85 ERA in four starts with Nashville...allowed one home run in 24.1 innings...held the opposition to a .213 batting average, including .118 against left-handed hitters compared to .267 against right-handers...allowed five runs in 5.0 innings in his first start for the loss...then went 2-0 with a 0.93 ERA over his final three starts.

2014—Was named a *Baseball America* Minor League Baseball First Team All-Star after combining for a 14-6 record and a 1.83 ERA in 27 starts with Single-A Lansing, Single-A Dunedin, Double-A New Hampshire and Triple-A Buffalo...then made his Major League debut with Toronto in September in just his second professional season...was recalled from Triple-A Buffalo Sept. 2 and had no decisions and a 3.86 ERA in five relief appearances...allowed a .222 batting average and did not walk a batter in 4.2 innings...yielded a .200 average against right-handed hitters, .250 against left-handers...made his debut Sept. 5 at Boston and allowed a single to the only batter he faced, Yoenis Céspedes...he later scored...struck out Nelson Cruz to end the seventh inning in his second outing Sept. 16 at Baltimore for his first strikeout...his 14 minor league wins tied for third most in the all of the minor leagues and his 1.83 ERA ranked fourth among full season minor leaguers...ranked seventh in the minors in innings pitched (167.1)...led the Blue Jays farm system in ERA and wins and ranked fourth in strikeouts (115)...surrendered just two home runs, an average of 0.11 per nine innings...allowed a .232 opponents batting average, including .196 against right-handed hitters compared to .272 against left-handers...compiled a 1.41 ERA over the first five innings of a game, a 4.91 ERA in the sixth inning and a 0.79 ERA from the seventh inning on...allowed four runs or fewer in all 27 of his starts, including two runs or fewer 23 times...walked two batters or fewer 25 times and tossed at least six innings in 21 of his starts...began the season at Single-A Lansing where he went 2-0 with a 0.34 ERA and .126 opponents batting average in four starts...tossed a season-high 8.1 shutout innings and allowed just one hit and one walk while striking out a season-high seven April 18 at Beloit...was named Midwest League Pitcher of the Week for the week of April 14 to 20...was promoted to Single-A Dunedin of the Florida State League April 30 and logged an 8-4 record and a 2.23 ERA in 16 starts...the wins tied for second most in the FSL during his stint there, which ran through July 27, while his ERA ranked seventh...went 4-0 with a 2.27 ERA in five starts at home...picked up the win in five consecutive starts from May 12 to June 3 (3.14 ERA)...surrendered his first home run of the season May 22 against Ft. Myers but would not allow another until Aug. 7 against Durham...had a 13-start, 87.0-inning, 347-batter homerless streak in between...went 7-4 with a 1.39 ERA over his final 15 starts...had a 20.0-inning scoreless streak from June 26 to July 11...was promoted to Double-A New Hampshire July 28 and made just one start for the Fisher Cats that day at Binghamton...picked up the win in a 5-1 decision (6.0 ip, 8 h, 1 r, 1 er, 2 bb, 4 so)...went 3-1 with a 0.93 ERA in six starts overall in July...moved up to Triple-A Buffalo Aug. 1 and went 3-2 with a 1.88 ERA in six starts...ranked third in the International League in ERA in August...had a 17.0-inning scoreless streak from Aug. 12 to 23...was named the A's sixth best prospect by *Baseball America* following the trade.

2013—Was assigned to Single-A Lansing of the Midwest League after signing with Toronto in July...went 1-3 with a 4.31 ERA in 10 starts with the Lugnuts...allowed a .266 opponents batting average, including .253 against right-handed hitters compared to .280 against left-handers...had a 2.88 ERA over the first four innings of a game compared to 13.50 in the fifth inning...did not pitch after the fifth inning...went 1-2 with a 2.92 ERA in six starts at home, 0-1 with a 6.60 ERA in four starts on the road...made his professional debut July 14 against Burlington...tossed 2.0 scoreless innings and did not allow a hit while walking one...did not record his first strikeout until his third start July 26 against Dayton...lost each of his first three decisions before recording his first win in his penultimate start of the season Aug. 28 at Lake County...allowed a run on six hits in 5.0 innings in an 11-2 win.

PERSONAL/MISCELLANEOUS

Kendall Chase Graveman was originally signed by Blue Jays scout Brian Johnston...is married, Victoria...attended Mississippi State University...studied mechanical engineering and is an avid supporter of STEM (science, technology, engineering and math) education...regularly helps the A's and Chevron with Science of the Game demonstrations and clinics...graduated from Benjamin Russell HS (Alexander City, AL).

LIFETIME PITCHING RECORD

Year	Club	W	L	ERA	G	GS	CG	SHO	SV	IP	H	R	ER	HR	HB	BB	IBB	SO	WP	BK
2013	Lansing	1	3	4.31	10	10	0	0	0	39.2	41	23	19	3	1	13	0	25	0	1
2014	Lansing	2	0	0.34	4	4	0	0	0	26.1	11	2	1	0	0	6	0	25	0	0
	Dunedin	8	4	2.23	16	16	0	0	0	96.2	89	29	24	1	4	18	0	64	2	0
	New Hampshire	1	0	1.50	1	1	0	0	0	6.0	8	1	1	0	0	2	0	4	0	0
	Buffalo	3	2	1.88	6	6	0	0	0	38.1	34	8	8	1	0	5	0	22	0	0
	TORONTO	0	0	3.86	5	0	0	0	0	4.2	4	2	2	0	0	0	0	4	1	0
2015	OAKLAND	6	9	4.05	21	21	1	0	0	115.2	126	57	52	15	5	38	0	77	4	0
	Nashville	2	1	1.85	4	4	0	0	0	24.1	20	9	5	1	0	9	0	14	0	0
2016	OAKLAND	10	11	4.11	31	31	2	1	0	186.0	196	87	85	22	7	47	2	108	2	0
2017	OAKLAND	6	4	4.19	19	19	0	0	0	105.1	114	50	49	12	4	32	1	70	5	0
	Nashville	0	1	7.20	3	3	0	0	0	10.0	18	12	8	1	4	4	0	7	2	0
ML Totals		22	24	4.11	76	71	3	1	0	411.2	440	196	188	49	16	117	3	259	12	0

CAREER TRANSACTIONS

2012 — Selected by the Miami Marlins organization in the 36th round of the First-Year Player Draft; did not sign. **2013** — Selected by the Toronto Blue Jays organization in the 8th round of the First-Year Player Draft. **2014** — Traded to the Oakland A's with infielder Brett Lawrie, pitcher Sean Nolin and minor league infielder Franklin Barreto for infielder Josh Donaldson, November 28. **2015** — On the disabled list, August 24 to November 2. **2017** — On the disabled list, April 17 to 26. On the disabled list, May 26 to August 2; included rehabilitation assignment to Nashville, July 19 to August 2.

GRAVEMAN'S CAREER BESTS

Low Hit Complete Game: 2, August 19, 2016 at Chicago (AL)
Innings Pitched: 9.0 (twice), last: August 19, 2016 at Chicago (AL). As reliever: 2.0, September 25, 2014 vs. Seattle
Strikeouts: 8 (twice), last: August 13, 2017 vs. Baltimore. As reliever: 3, September 25, 2014 vs. Seattle
Pitches: 112 (twice), last: September 4, 2016 at Boston
Longest Winning Streak: 6, May 30 to July 23, 2016
Longest Losing Streak: 6, July 10, 2015 to April 7, 2016
Longest Scoreless Streak: 19.0, June 24 to July 10, 2015

MILESTONES WITHIN REACH

Ryan Bucher

Needs 61 games for 200

Santiago Casilla

Needs 71 games for 700

Daniel Coulombe

Needs 74 games for 200

Ryan Dull

Needs 68 games for 200

Kendall Graveman

Needs 24 games for 100

Needs 29 starts for 100

Needs 88.1 innings for 500

Matt Joyce

Needs 51 runs for 500

Needs 18 doubles for 200

Needs 56 RBI for 500

Needs 46 walks for 500

Jed Lowrie

Needs 48 games for 1000

Needs 57 runs for 500

Needs 116 hits for 1000

Brandon Moss

Needs 27 RBI for 500

Yusmeiro Petit

Needs 43 games for 300

Stephen Piscotty

Needs 34 games for 100

Marcus Semien

Needs 16 games for 500

Needs 65 hits for 500

Needs 17 doubles for 100

**RIGHT-HANDED PITCHER****Height/Weight:** 6-1 / 194**Bats/Throws:** Switch / Right**Birthdate:** January 12, 1985**Opening Day Age:** 33**Birthplace/Resides:** Kinston, North Carolina / La Grange, North Carolina**Major League Service:** 4 years, 146 days**Obtained:** Acquired from the Los Angeles Dodgers for international slot money, August 15, 2017**Contract Status:** First year of a one-year contract through 2018**CAREER HIGHLIGHTS**

Has spent eight seasons in the majors, including one as a position player and the last seven as a pitcher...made his Major League debut with Florida as a catcher in 2010 and went 0-for-6 in five games before returning to the majors the following year as a pitcher...is 9-15 with five saves and a 4.60 ERA in 216 relief appearances in seven seasons with the Marlins (2011-14), Dodgers (2015-17) and A's (2017)...has averaged better than a strikeout per inning during the course of his career, striking out 236 in 229.0 innings...according to the Elias Sports Bureau, he became the first player since Art Doll of the Boston Braves in 1935 to play first Major League season as a catcher and return in a subsequent season as a pitcher...appeared in 339 games as a catcher, three games in the outfield and two games at first base in the minors from 2006-10, batting .210 with 36 home runs and 160 RBI.

2017 HIGHLIGHTS

Began the season with the Los Angeles Dodgers and was 0-1 with a 4.66 ERA in 26 relief appearances when he was traded to Oakland Aug. 15...went 1-1 with a save and a 3.52 ERA in 23 games with the A's and combined for a 1-2 record and a 4.22 ERA in 49 appearances in his seventh season in the majors...had career highs in strikeouts (63), innings pitched (59.2), hits (58), runs (29), earned runs (28) and home runs (10) and matched his high in walks (21)...his 49 games pitched were three short of his high of 52 in 2014 with Miami...allowed a .250 opponents batting average, including .213 (19-for-89) against left-handed hitters compared to .273 (39-for-143) against right-handers...yielded a .125 batting average with runners in scoring position but opponents hit .309 when leading off an inning...first batters faced hit .239 and he walked just two for a .265 on-base percentage...allowed 3-of-14 (21.4%) inherited runners to score...stranded all seven of his inherited runners with the Dodgers...had a 2.45 ERA in the Coliseum, a 3.15 ERA in Dodger Stadium and a 5.65 ERA in all other ballparks...now has a 3.20 ERA (38 er in 107.0 ip) in 101 career outings in his home ballparks compared to 5.83 (79 er in 122.0 ip) in 115 games on the road...logged a 2.45 ERA in 11 outings on no days rest, a 4.62 ERA in his other 38 appearances...tossed at least one inning in 40 of his 49 appearances, including two or more 13 times...his teams were 32-17 (.653) in his appearances, including 16-7 (.696) with the A's.

MAJORS: Was on the Dodgers Opening Day roster...struck out a career-high tying five batters April 17 against Arizona (also June 13, 2014 vs. Pittsburgh and June 2, 2016 at Chicago-NL)...also had season-highs in innings pitched (2.2) and hits (4) in that game...allowed a season-high three runs April 22 at Arizona (also June 3 at Milwaukee and June 13 at Cleveland)...finished April with a 3.95 ERA in eight games and then logged a 3.14 ERA in 11 appearances in May...struck out 17 and walked just one in 14.1 May innings...had a 3.33 ERA over his first 18 games through May 29...then allowed nine runs on nine hits and seven walks in 9.2 innings over his next eight games from May 30 to June 22 (8.38 ERA)...issued a career-high tying three walks June 3 at Milwaukee (third time)...was placed on the 10-day disabled list June 23 with thoracic inflammation...began a rehab assignment with the Dodgers affiliate in the Arizona Rookie League July 29 and made two appearances there and three with Triple-A Oklahoma City from Aug. 4 to 9...had made five rehab appearances (6.0 ip, 4 h, 1 r, 1 er, 1 bb, 9 so) when he was reinstated from the DL Aug. 13...did not pitch before he was traded to Oakland Aug. 15 for international slot money...reported to Oakland the next day and did not allow a run in his first three appearances (3.1 ip)...then allowed at least one run in four of his next six games from Aug. 22 to Sept. 2 (9.64 ERA)...including one run on

three hits in 0.1 innings in his 200th career appearance Aug. 27 against Texas...had a career-high 12.0-inning scoreless streak over an 11-game stretch from Sept. 4 to 23...allowed just six hits (.146 opponents batting average) and walked four while striking out eight...was credited with his only save of the season Sept. 6 against Los Angeles (AL) when he retired the side in order in the ninth inning of the A's 3-1 win...that began a season-ending stretch where each of his 12 appearances came in A's wins...finished September with a 1.80 ERA in 14 appearances.

CAREER

2016—Appeared in 37 games, going 5-4 with a 5.53 ERA and .253 opponents batting average, before being placed on the disabled list July 20 with a strained left oblique...missed the remainder of the season...held left-handed hitters to a .150 batting average while right-handers hit .316...allowed 3-of-15 (20.0%) inherited runners to score...logged an 8.18 ERA in 13 games in April, combined for a 3.28 ERA in 17 games in May and June and then posted an 8.22 ERA in seven games in July...collected his first Major League hit and RBI on June 18 against the Brewers, driving in a run with an RBI single in the third inning.

2015—In his first season with Los Angeles, went 3-5 with four saves and a 3.69 ERA in 49 games...limited opponents to a .238 batting average with 45 strikeouts in 39.0 innings...made his first-career Opening Day roster and earned the first save of his career in the Dodgers' season-opener against the Padres...struck out one and allowed just one baserunner in the ninth inning...earned his first Major League win on May 22 against the Padres, recording an out against the only hitter he faced on one pitch...saw his first postseason action, allowing just one baserunner (via walk) and striking out five in 3.2 hitless, scoreless innings in four NLDS appearances against the Mets...was on the disabled list from June 14-Aug. 15 with a left oblique strain.

2014—Recorded career bests in games (52) and ERA (3.38) with the Marlins...tied for eighth among National League relievers with a strikeout-to-walk ratio of 5.00 (60 strikeouts/12 walks)...recorded a new career high June 13 vs. Pittsburgh with five strikeouts...opened the season with Triple-A New Orleans and posted a 1-2 mark with five saves and 2.01 ERA in 15 games...had contract selected from Triple-A New Orleans May 22...dealt to the Dodgers in a seven-player trade with Miami on Dec. 10.

2013—Had two stints with Miami, going 0-1 with a 12.46 ERA in seven games...spent the majority of the season with Triple-A New Orleans, posting 4-3 record and 3.61 ERA in 60 appearances...led the Pacific Coast League and all organizational relievers with 33 saves, which tied the PCL single-season saves record, last done by Ryan Speier in 2007, while also setting Marlins' Triple-A record...earned PCL Midseason and Postseason All-Star honors.

2012—Made just 11 appearances out of the bullpen in three stints with Miami...seven of those outings were scoreless...posted a 0.77 ERA in 37 appearances for Triple-A New Orleans to lead Marlins' organization and the Pacific Coast League (min. 30 appearances).

2011—Saw big league action in his first season as a pitcher, appearing in 11 games with Miami...made Major League debut as a pitcher on July 16, 2011 at Cubs, becoming first player since Art Doll of Boston Braves in 1935 to play first major league season as a catcher and return in a subsequent season as a pitcher (Elias)...led Double-A Jacksonville in ERA and average against (.192), ranked second in strikeouts among relievers (57) and ranked third in appearances, while garnering Southern League All-Star honors.

2010—Spent the majority of the season as a catcher with Double-A Jacksonville and Triple-A New Orleans, appearing in 101 combined games...was recalled by the Marlins on Sept. 19, 2010 and made Major League debut that night against the Cubs as a pinch-hitter...made first career start Sept. 26 at Milwaukee...finished 0-for-2 with a walk and a strikeout.

2009—Appeared in 57 combined games (52 at catcher) with Single-A Jupiter and Double-A Jacksonville...made his first career pitching appearance May 1 against Mobile, retiring the only batter he faced.

2008—Spent the entire campaign with Single-A Jupiter, appearing in 63 games behind the plate.

2007—With Single-A Greensboro, led South Atlantic League catchers by throwing out 45.3% (53-of-117) of base runners trying to steal.

2006—Appeared in 36 games with short-season Jamestown in his first professional season.

PERSONAL/MISCELLANEOUS

David Christopher Hatcher...resides in La Grange, NC, with his wife, Jenny, and son, Jensen... graduated from Kinston High School (NC) in 2003 and played college ball at the University of North Carolina-Wilmington...selected by the Marlins in the fifth round of the 2006 First-Year Player Draft.

LIFETIME PITCHING RECORD

Year	Club	W	L	ERA	G	GS	CG	SHO	SV	IP	H	R	ER	HR	HB	BB	IBB	SO	WP	BK
2009	Jacksonville	0	0	0.00	1	0	0	0	0	0.1	0	0	0	0	0	0	0	0	0	0
2010	Jacksonville	1	0	0.00	1	0	0	0	0	1.0	0	0	0	0	0	0	0	1	0	0
2011	FLORIDA	0	0	6.97	11	0	0	0	0	10.1	14	8	8	2	0	4	1	8	2	0
	Jacksonville	2	1	1.90	42	0	0	0	6	47.1	32	11	10	2	0	19	0	57	9	0
2012	MIAMI	0	0	4.30	11	0	0	0	0	14.2	17	9	7	3	1	6	0	10	1	0
	New Orleans	1	0	0.77	37	0	0	0	11	47.0	33	6	4	1	2	15	1	45	3	0
2013	MIAMI	0	1	12.46	7	0	0	0	0	8.2	13	13	12	1	0	4	1	7	0	0
	New Orleans	4	3	3.61	60	0	0	0	33	67.1	69	27	27	8	1	28	5	65	3	0
2014	MIAMI	0	3	3.38	52	0	0	0	0	56.0	55	22	21	4	0	12	1	60	1	2
	New Orleans	1	2	2.01	15	0	0	0	5	22.1	16	5	5	2	0	6	1	25	0	0
2015	LOS ANGELES (NL)	3	5	3.69	49	0	0	0	4	39.0	35	19	16	4	3	13	2	45	3	0
	Oklahoma City	1	0	8.31	5	0	0	0	0	4.1	5	4	4	0	0	2	0	3	2	0
	Rancho Cucamonga	0	0	6.00	3	1	0	0	0	3.0	4	2	2	0	0	0	0	5	0	0
2016	LOS ANGELES (NL)	5	4	5.53	37	0	0	0	0	40.2	40	26	25	8	1	21	4	43	4	0
2017	LOS ANGELES (NL)	0	1	4.66	26	0	0	0	0	36.2	37	20	19	7	0	12	0	43	2	1
	AZL Dodgers	0	0	4.50	2	2	0	0	0	2.0	2	1	1	0	0	0	0	3	0	0
	Oklahoma City	0	0	0.00	3	0	0	0	0	4.0	2	0	0	0	0	1	0	6	0	0
	OAKLAND	1	1	3.52	23	0	0	0	1	23.0	21	9	9	3	0	9	2	20	0	0
AL Totals		1	1	3.52	23	0	0	0	1	23.0	21	9	9	3	0	9	2	20	0	0
NL Totals		8	14	4.72	193	0	0	0	4	206.0	211	117	108	29	5	72	9	216	13	3
ML Totals		9	15	4.60	216	0	0	0	5	229.0	232	126	117	32	5	81	11	236	13	3

LIFETIME PLAYING RECORD

Year	Club	AVG.	G	AB	R	H	2B	3B	HR	RBI	SH	SF	HP	BB	SO	SB	CS	SLG	OBP	E
2006	Jamestown	.181	36	127	19	23	4	2	2	17	1	0	5	11	40	3	1	.291	.273	2
2007	Greensboro	.242	102	356	62	86	23	1	15	50	0	6	5	34	104	8	6	.438	.312	8
2008	Jupiter	.178	63	202	22	36	12	0	6	28	1	3	6	23	78	3	1	.327	.278	9
2009	Jupiter	.333	6	18	4	6	1	0	0	2	0	0	1	1	8	0	1	.389	.400	0
	Jacksonville	.218	51	156	29	34	9	3	8	27	2	3	4	14	43	1	0	.468	.294	3
2010	New Orleans	.167	17	48	10	8	1	0	2	10	1	0	3	9	19	0	0	.313	.333	5
	Jacksonville	.202	84	267	23	54	9	1	3	26	2	2	2	20	92	1	2	.277	.261	7
	FLORIDA	.000	5	6	0	0	0	0	0	0	0	0	0	2	5	0	0	.000	.250	0
2011	Jacksonville	.250	26	4	0	1	0	0	0	0	0	0	0	0	1	1	0	.250	.250	1
2012	New Orleans	.000	26	1	0	0	0	0	0	0	0	0	0	0	1	0	0	.000	.000	1
	MIAMI	.000	9	1	0	0	0	0	0	0	0	0	0	0	1	0	0	.000	.000	0
2013	New Orleans	.000	34	1	0	0	0	0	0	0	0	0	0	0	0	0	0	.000	.000	2
2014	New Orleans	—	8	0	0	0	0	0	0	0	1	0	0	0	0	0	0	—	—	0
	MIAMI	.000	47	1	0	0	0	0	0	0	0	0	0	0	0	0	0	.000	.000	0
2015	LOS ANGELES (NL)	.000	45	1	0	0	0	0	0	0	0	0	0	0	0	0	0	.000	.000	0
2016	LOS ANGELES (NL)	.333	34	3	0	1	0	0	0	1	0	0	0	0	0	0	0	.333	.333	1
ML Totals		.083	140	12	0	1	0	0	0	1	0	0	0	2	6	0	0	.083	.214	1

CAREER TRANSACTIONS

2006 — Selected by the Florida Marlins in the 5th round of the First-Year Player Draft. **2014** — Traded to the Los Angeles Dodgers with pitcher Andrew Heaney, catcher Austin Barnes and infielder Enrique Heranndez for pitcher Dan Haren, infielders Dee Gordon and Miguel Rojas and cash, December 10. **2015** — On the disabled list, June 15 to August 13; included rehabilitation assignments to Rancho Cucamonga, July 24 to August 2, and Oklahoma City, August 3 to 13. **2016** — On the paternity list, April 14. On the disabled list, July 20 to November 6. **2017** — On the disabled list, June 23 to Aug. 12; included rehabilitation assignments to AZL Dodgers, July 29 to August 3, and Oklahoma City, August 4 to 12. Traded to the Oakland Athletics for international slot cash, August 15.

DIVISION SERIES PITCHING RECORD

Year	Club/Opp.	W	L	ERA	G	GS	CG	SHO	SV	IP	H	R	ER	HR	HB	BB	IBB	SO	WP	BK
2015	LAD vs. NYM	0	0	0.00	4	0	0	0	0	3.2	0	0	0	0	0	1	0	5	0	0

HATCHER'S CAREER BESTS

Low Hit Complete Game: None

Innings Pitched: 3.0, August 31, 2015 vs. San Francisco

Strikeouts: 5 (three times), last: April 17, 2017 vs. Arizona

Pitches: 55, June 20, 2012 at Boston

Longest Winning Streak: 3 (twice), last: May 8 to June 22, 2016

Longest Losing Streak: 7, July 8, 2013 to May 4, 2015

Longest Scoreless Streak: 12.0, September 4 to 23, 2017

**OUTFIELDER****Height/Weight:** 6-1 / 205 **Bats/Throws:** Left / Left**Birthdate:** September 28, 1990 **Opening Day Age:** 27**Birthplace/Resides:** Texarkana, Texas / Texarkana, Texas**Major League Service:** 123 days**Obtained:** Signed to a minor league contract, December 15, 2017**Contract Status:** First year of a one-year contract through 2018**NON-ROSTER INVITEE****CAREER HIGHLIGHTS**

Was a first round pick by the New York Yankees in 2009...hit .400 with two home runs and eight RBI in 17 games with the Yankees in 2015 in his only action in the majors in his career...is a .266 (550-for-2068) career hitter with 40 home runs and 220 RBI in 559 games in nine professional seasons in the Yankees (2009-16), White Sox (2016) and Giants (2017) organizations...has played 378 games in center field, 41 in right field and 29 in left field...was named to the Eastern League Midseason All-Star team in 2017...was tabbed as the Yankees number two prospect by *Baseball America* following the 2013 season...played in the Arizona Fall League in 2012...was named to the South Atlantic League Midseason All-Star team in 2011.

2017 HIGHLIGHTS

Spent most of the season at Double-A Richmond where he hit .262 with 12 home runs and 33 RBI in 93 games...was moved up to Triple-A Sacramento July 31 and spent the remainder of the season with the River Cats, batting .290 with two home runs and eight RBI in 26 games...combined for a .267 batting average and a career-high 14 home runs in a career-high 119 games overall...also had career highs in runs (60), hits (111), walks (48), at bats (416) and strikeouts (110) and matched his best in doubles (22)...did not ground into a double play in 416 at bats...was named to the Eastern League Midseason All-Star team...combined with both clubs to hit .280 (88-for-314) with 12 of his 14 home runs against right-handed pitching compared to .225 (23-for-102) against left-handers...hit nine of his 12 home runs with Richmond on the road but both of his Sacramento home runs came at home...batted .254 with runners in scoring position at Richmond and .385 at Sacramento for a .276 average with RISP overall...went 2-for-27 (.074) in the ninth inning...appeared in 98 games in center field and 12 in right field...had nine assists in 110 games overall in the outfield...also went 3-for-4 (.750) in one game as the designated hitter and was 2-for-8 (.250) with a double and two walks as a pinch hitter...saw most of his playing time with 88 games in the leadoff spot.

MINORS: Started the season at Richmond and hit safely in each of his first three games (7-for-12, .583)...that included his first of eight three-hit games on April 8 against Hartford...then went 13-for-63 (.206) over his next 17 games from April 9 to May 2 to fall to .267...was 13-for-27 (.481) with five multiple hit games during a seven-game hitting streak from May 8 to 15, which boosted his average to .314...had his only two-steal game of the season May 8 against Altoona...then drove in a season high five runs the next day against the Curve...scored a run in eight straight games from May 31 through the first game of a June 10 doubleheader (nine runs total)...went 0-for-5 in stolen base attempts over a 34-game stretch from June 1 to July 17...had his first of two two-homer games June 7 at Binghamton...hit six of his 14 home runs over an 11-game stretch from May 25 to June 8...had a pair of triples June 9 at Altoona...hit his 12th home run of the season in his 69th game on June 30 at Reading...went homerless over his final 24 games with Richmond and his first 25 games with Sacramento...started in center field batting leadoff and played the entire game for the West in the Eastern League All-Star Game on July 12 at New Hampshire...went 1-for-4 with three strikeouts...hit safely in each of his final nine games with Richmond and his first with Sacramento for a season-best 10-game hitting streak overall from July 22 to Aug. 3 (12-for-38, .316)...collected 10 doubles in 24 games in July...was transferred to Sacramento July 31 and went 6-for-12 (.500) over his first four games...then hit .182 (8-for-44) over a 17-game

stretch from Aug. 7 to 30...snapped a 49-game homerless streak with his second two-homer game of the season in the final game Sept. 4 against El Paso.

CAREER

2016—Was limited to 64 games due to two stints on the disabled list and combined to hit .254 with four home runs and 21 RBI with three different teams in two organizations...added 31 walks and was hit by a pitch five times for a .355 on-base percentage...hit .258 against left-handed pitchers compared to .252 against right-handers...had a .255 average with runners in scoring position, including .120 with RISP and two outs...batted .261 when leading off an inning but had a .365 on-base percentage...appeared in 16 games in center field, 1 in right field and 11 in left field...also hit .275 in 19 games as the designated hitter...hit in every spot in the order except leadoff and saw his most action with 15 games batting third and 14 hitting cleanup...began the season with the Yankees Triple-A affiliate at Scranton/Wilkes-Barre and hit .230 with seven RBI in 23 games...went 3-for-4 in the opener on April 7 against Rochester, his only three-hit game of the season...was batting .222 in 12 games when he was placed on the disabled list April 21 with a left forearm contusion...was reinstated April 29 and drove in two runs in both games of a double-header that day at Rochester...hit .238 in 11 games before returning to the DL a second time May 10...was released on May 26 and signed a minor league deal with the Chicago White Sox organization June 13...was sent to the White Sox affiliate in the Arizona Rookie League June 25 to start a rehab assignment and went 8-for-25 (.320) with two home runs and 12 RBI in seven games...drove in a season-high five runs in his final game July 3 against the Giants...was reinstated from the DL July 5 and transferred to Triple-A Charlotte...batted .258 with two home runs and seven RBI in 34 games with the Knights...hit safely in each of his first three games after batting safely in each of his final five contests with the AZL White Sox for a season-best eight-game hitting streak overall (10-for-28, .357)...batted .394 over his final 11 contests.

2015—Batted .400 with two home runs and eight RBI in 17 games (four starts in center field, two in right field) over two stints with the Yankees (May 20-30 and Sept. 12-Oct. 4)...made his Major League debut May 20 at Washington, pinch-running for Mark Teixeira in the eighth and remaining in game in center field (did not bat)...made his first career start May 22 against Texas in center field and went 2-for-3 with a run and a double...recorded his first ML hit with a third-inning double in his first career plate appearance...hit his first home run May 25 against Kansas City, a two-run home run off Greg Holland...was placed on the 15-day disabled list May 30 retroactive to May 29 with a right quad strain...was transferred to the 60-day DL June 28...went 2-for-13 (.154) with a walk on a four-game rehab assignment with Single-A Charleston and Triple-A Scranton/Wilkes-Barre...was reinstated from the DL and optioned to Scranton/WB July 31...hit the game-winning three-run home run with two outs in the ninth Sept. 14 at Tampa Bay...became the first Yankees rookie with a go-ahead homer in the ninth inning or later since Melky Cabrera hit an 11th-inning “walk-off” home run July 18, 2006 against Seattle...it came in his seventh career ML game...according to Elias, he became the first Yankees player to hit a go-ahead homer in the ninth inning or later within his first 10 games in the Majors since Alfonso Soriano’s “walk-off” HR on Sept. 24, 1999 against Tampa Bay (his sixth career game)...was on the Yankees’ roster for the AL Wild Card Game loss to Houston, but did not play...in 64 games with Scranton/WB, he hit .267 with two home run and 27 RBI...appeared at all three outfield positions...appeared in three playoff games for the RailRiders, batting .385 (5-for-13) with two runs, a double, walk and stolen base...attended spring training as a non-roster invitee, batting .333 (11-for-33) with 12 runs in 23 games...earned the 2015 James P. Dawson Award, given annually to the most outstanding Yankees rookie in spring training.

2014—Hit .182 in nine games with Double-A Trenton...began the season on the minor league disabled list as he recovered from off season surgery on his right knee...was reinstated from the DL May 15 but returned May 28 with an inflamed right knee and missed the remainder of the season...was recalled by the Yankees Sept. 2 and added to the 60-day DL.

2013—Batted .261 with 59 runs, 22 doubles, eight home runs and 49 RBI in 103 games with Double-A Trenton...hit .283 with runners in scoring position...following the season, was tabbed by *Baseball America* as the Yankees’ second-best prospect and as having the organization’s “Best Outfield Arm”...was added to the Yankees’ 40-man roster on Nov. 20.

2012—Began the season on a rehab assignment with the GCL Yankees, batting .235 with two doubles and two RBI in five games...spent the remainder of the season with Single-A Tampa, hitting .307 with 23 extra-base hits (16 doubles, two triples, five home runs), 27 RBI and 17 stolen bases in 60 games...following the season, played in 18 games with the Scottsdale Scorpions of the Arizona Fall League and hit .388 (26-for-67) with six doubles, three triples, a home run and 15 RBI...ranked second in the league in on-base percentage (.494) and slugging percentage (.612) and fourth in batting average...was named the AFL Player of the Week for the week of Oct. 29-Nov. 2 after going 6-for-9 (.667) with a league-high three triples, 13 total bases and six RBI.

2011—Spent the majority of the season with Single-A Charleston, hitting .271 with 11 doubles, four triples, four home runs and 16 RBI in 52 games...was named a South Atlantic League Mid-season All-Star...hit .370 in 20 April contests, scoring a league-best 25 runs during the month... was promoted to Single-A Tampa on June 29, but suffered a season-ending shoulder injury after playing in just one game.

2010—Appeared in 76 games with Single-A Charleston, batting .258 with 16 doubles, three triples, two home runs and 30 RBI in his first full season.

2009—Made his professional debut, appearing in three games with the GCL Yankees...went 1-for-10 (.100).

PERSONAL/MISCELLANEOUS

Zachary Slade Heathcott...has a son, Kysen...graduated from Texas High School, where he was a third-team All-State selection and named first-team All-District as a senior...is on the board of the “IamMore Foundation,” an organization with a mission focused on positive self image for children living with chronic illness or physical disabilities by building relationships and facilitating opportunities for them to be identified by their passion, rather than their affliction...was an AFLAC All-American selection as a left-handed pitcher in 2008, while also playing outfield at various events, including the Perfect Game National Showcase and the Area Code Games...in 2009, was ranked by *Baseball America* as the 72nd-best prospect (18th-best high school position player) in the draft...was also tabbed by the publication as the 10th-best prospect in the state of Texas.

LIFETIME PLAYING RECORD

Year	Club	AVG	G	AB	R	H	2B	3B	HR	RBI	SH	SF	HP	BB	SO	SB	CS	SLG	OBP	E
2009	GCL Yankees	.100	3	10	0	1	0	0	0	0	0	0	0	1	2	0	0	.100	.182	0
2010	Charleston	.258	76	298	48	77	16	3	2	30	3	2	6	42	101	15	10	.352	.359	7
2011	Charleston	.271	52	210	36	57	11	4	4	16	3	1	4	19	57	6	7	.419	.342	3
	Tampa	.600	1	5	2	3	0	0	1	1	0	0	0	0	1	0	0	1.200	.600	0
2012	GCL Yankees	.235	5	17	3	4	2	0	0	2	0	0	0	5	4	2	0	.353	.409	0
	Tampa	.307	60	215	38	66	16	2	5	27	2	1	5	20	66	17	4	.470	.378	2
2013	Trenton	.261	103	399	59	104	22	7	8	49	3	2	4	36	107	15	8	.411	.327	7
2014	Trenton	.182	9	33	4	6	2	0	0	1	0	0	0	3	13	0	1	.242	.250	0
2015	Scranton/Wilkes-Barre	.267	64	251	25	67	7	3	2	27	1	1	0	18	61	6	5	.343	.315	3
	NEW YORK (AL)	.400	17	25	6	10	2	0	2	8	0	1	0	2	5	0	1	.720	.429	0
	Charleston	.222	3	9	0	2	0	0	0	0	0	0	0	0	0	0	0	.222	.222	0
2016	Scranton/Wilkes-Barre	.230	23	87	14	20	5	1	0	7	1	3	1	5	31	2	1	.310	.271	0
	AZL White Sox	.320	7	25	5	8	3	0	2	12	0	0	2	4	8	1	0	.680	.452	1
	Charlotte	.258	34	93	19	24	2	1	2	7	1	1	2	22	30	1	1	.366	.407	2
2017	Richmond	.262	93	347	52	91	20	2	12	33	5	1	4	37	88	8	6	.435	.339	4
	Sacramento	.290	26	69	8	20	2	1	2	8	2	0	2	11	22	3	1	.435	.402	0
	ML Totals	.400	17	25	6	10	2	0	2	8	0	1	0	2	5	0	1	.720	.429	0
	Minor League Totals	.266	559	2068	313	550	108	24	40	220	21	12	30	223	591	76	44	.399	.344	29

CAREER TRANSACTIONS

2009 — Selected by the New York Yankees organization in the 1st round (29th selection overall) of the First-Year Player Draft. **2014** — On the disabled list, September 2 to October 30. Elected free agency, December 2. **2015** — Re-signed by New York (AL) to a minor league contract, January 5. On the disabled list, May 29 to July 30; included rehabilitation assignments to Charleston, July 25 to 28, and Scranton/Wilkes-Barre, July 29 to 30. **2016** — Released, May 26; signed by the Chicago White Sox to a minor league contract, June 13. Elected

free agency, November 7. **2017** — Signed by the San Francisco Giants to a minor league contract, February 21. Elected free agency, November 6; signed by the Oakland Athletics to a minor league contract, December 15.

WILD CARD PLAYING RECORD


Year	Club/Opp	AVG	G	AB	R	H	2B	3B	HR	RBI	SH	SF	HP	BB	SO	SB	CS	SLG	OBP	E	
2015	NY Yankees vs. Houston																				(Did not play)

HEATHCOTT'S CAREER BESTS

Hits: 2 (three times), last: September 27, 2015 vs. Chicago (AL)
Home Runs: 1 (twice), last: September 14, 2015 at Tampa Bay
Runs Batted In: 3, September 14, 2015 at Tampa Bay
Stolen Bases: None
Hitting Streak: 3, May 22 to 25, 2015
Hitless Streak (At Bats): 4, May 25 to 27, 2015
Game Ending RBI: None
Grand Slams: None
Pinch-Hit Home Runs: None
Inside-The-Park Home Runs: None
Lead Off Home Runs: None

FRANCHISE MONTHLY BESTS

Wins		Losses		Highest Winning Pct.		Lowest Winning Pct.	
26	July, 1931	28	July, 1916	.857 (24-4)	August, 2002	.067 (2-28)	July, 1916
25	July, 1928	27	September, 1940	.857 (18-3)	April, 1981	.077 (1-12)	April, 1951
24	August, 2002	27	September, 1915	.852 (23-4)	May, 1931	.103 (3-26)	August, 1943
24	July, 1929	26	August, 1960	.821 (23-5)	August, 1914	.130 (3-20)	July, 1938
23	August, 1971	26	August, 1945	.815 (22-5)	May, 1929	.136 (3-19)	June, 1916
23	May, 1931	26	August, 1943	.810 (17-4)	Sept., 2001	.143 (4-24)	June, 1920
23	July, 1930	25	July, 1936	.800 (20-5)	May, 1910	.156 (5-27)	Sept., 1915
23	August, 1914	25	August, 1938	.792 (19-5)	July, 2012	.167 (4-20)	August, 1915
22	five times	24	June, 1979	.788 (26-7)	July, 1931	.167 (2-10)	April, 1966
		24	June, 1920	.778 (21-6)	Sept., 1911	.167 (2-10)	April, 1935
				.778 (21-6)	August, 2006		

**RIGHT-HANDED PITCHER****Height/Weight:** 6-0 / 241**Bats/Throws:** Right / Right**Birthdate:** February 10, 1989**Opening Day Age:** 29**Birthplace/Resides:** Perth, Australia / Fort Myers, Florida**Major League Service:** 4 years, 38 days**Obtained:** Acquired from Toronto to Jesse Chavez, November 20, 2015**Contract Status:** First year of a one-year contract through 2018**CAREER HIGHLIGHTS**

Has pitched exclusively in relief the last three seasons and is 9-6 with a 3.63 ERA (78 er in 193.1 ip) in 181 appearances...went 3-15 with a 5.92 ERA in 39 games, including 34 starts, over his first four seasons in the majors...has 220 strikeouts in 193.1 innings over the last three years (10.24 per nine innings) after fanning 123 in 188.2 innings over his first four season (5.87 per nine innings)...is now 12-21 with a 4.76 ERA in 220 career appearances (34 starts) in seven seasons with Minnesota (2011-13), Toronto (2014, 15), Kansas City (2014) and Oakland (2016-17)...was named to the World Team in the All-Star Futures game in 2010 and 2011...was named Minnesota's Minor League Pitcher of the Year in 2011...pitched for Australia in the World Baseball Classic in 2009.

2017 HIGHLIGHTS

Was 4-2 with a save and a 4.22 ERA in a career-high 70 games...also had career highs in strikeouts (78), saves and wild pitches (6) and a career-low in opponents batting average (.229)...his average of 3.23 walks per nine innings was a career high...tossed 64.0 innings after pitching 64.2 innings in each of the previous two seasons...tied for eighth in the American League in games pitched...tied for eighth among AL relievers in runs allowed (34), ranked 10th in pitches (1164) and tied for 10th in earned runs (30)...logged a 5.40 ERA and .260 opponents batting average in 38 games before the All-Star Break...then posted a 2.63 ERA and .182 opponents average in 32 games after the break...in two seasons with Oakland, he has a 5.65 ERA (40 er in 63.2 ip) and .299 (79-for-264) opponents average before the break, a 2.35 ERA (17 er in 65.0 ip) and .195 (47-for-241) opponents average after the break...his opponents batting average broke down to .206 (20-for-97) against left-handed hitters, .243 (37-for-152) against right-handers...first batters faced hit .190 but he walked seven, which tied for seventh most in the AL...allowed 8-of-37 (21.6%) inherited runners to score, which tied for the seventh lowest percentage in the AL...has allowed 22-of-101 (21.8%) to score in his career...was 3-0 with a 2.33 ERA and .176 opponents batting average in 40 games at home compared to 1-2 with a 7.11 ERA and .299 opponents average in 30 games on the road...in two seasons with the A's, he has a 2.54 ERA (21 er in 74.1 ip) in Oakland, 5.96 (36 er in 54.1 ip) on the road...had a 2.87 ERA in 16 games on no days rest, a 4.66 ERA in his other 54 outings...posted a 1.85 ERA and .186 opponents batting average in the seventh inning or earlier, a 7.92 ERA and .288 opponents average from the eighth inning on...has a 7.08 ERA (27 er in 34.1 ip) in his career in the ninth inning or later...compiled a 6.66 ERA in 30 games against AL West competition, 2.72 in 40 games against everyone else...yielded a .140 batting average with runners in scoring position and two outs...opponents were successful in 12-of-13 (92.3%) stolen bases attempts with him on the mound...the steals tied for the most in the AL and tied for second most in the majors among relievers...opponents are 22-for-24 (91.7%) against him in two seasons with the A's and 45-for-53 (84.9%) in his career.

OAKLAND: Did not allow a run over his first two games...then allowed two runs on a season-high three hits April 12 at Kansas City, his first of three straight games with two runs allowed...that gave him an 11.57 ERA over his first five contests but he following that up with a season-best nine-game, 11.0-inning scoreless streak from April 19 to May 10...had a .105 opponents batting average over that span and struck out 11 while walking just one...fanned three batters May 6 against Detroit, his first of six three-strikeout games...tossed a season-high 2.0 scoreless innings May 8 against Los Angeles (AL)...had a six-game, 6.1-inning scoreless streak from May 18 to June 3...then allowed 10 runs on 15 hits over his next 11 games from June 5-27 (10.00 ERA, .375 op-

ponents batting average)...stranded each of his 10 inherited runners over a 26-game stretch from June 3 to July 31 but had a 7.77 ERA over that span...matched his season-high with 2.0 scoreless innings June 7 against Toronto...surrendered a season-high four runs and did not retire a batter July 7 at Seattle...allowed four runs again in 0.2 innings at Toronto July 27...walked three batters in that game, which are his most ever as a reliever...made the 200th appearance of his career Aug. 8 against Seattle...did not allow a run in 18 of his final 19 outings beginning Aug. 12...had a 0.53 ERA and .123 opponents batting average over that span...struck out 19 and walked just two in 17.0 innings...allowed just 1-of-14 (7.1%) inherited runners to score...committed the first error of his career Sept. 3 at Seattle, snapping a career-opening 208-game errorless streak...recorded the final two outs of the A's 3-2 win at Detroit Sept. 20 for the first save of his career.

CAREER

2016—Compiled a 3.76 ERA and .270 opponents batting average in 53 relief appearances in his first season with the A's...had an 8.27 ERA and .394 opponents batting average in 11 games before going on the disabled list in early May with a strained right triceps...logged a 2.23 ERA and .222 opponents batting average in 42 games following his return from the DL...struck out 71 batters in 64.2 innings for the second consecutive season...walked just 14 (1.95 per nine innings) for a strikeout-to-walk ratio of 5.07...posted a 0-4 record after going 5-0 in 2015...allowed just 5-of-34 (14.7%) inherited runners to score, which was the fourth lowest mark in the American League...first batters faced hit .231 with one walk (.245 on-base percentage)...his opponents batting average included a .228 mark against left-handed hitters compared to .297 against right-handers...allowed 69 hits, which tied for sixth most among AL relievers...yielded a .260 average with runners in scoring position, but that dropped to .194 with RISP and two outs...was 0-2 with a 6.00 ERA, .351 opponents batting average and four home runs in 20 games before the All-Star Break...then went 0-2 with a 2.15 ERA, .204 opponents batting average and two home runs in 33 games after the break...had no decisions and a 2.78 ERA in 26 games in Oakland...was 0-4 with a blown save, a 4.97 ERA and five of his six home runs in 27 outings on the road...compiled a 1.80 ERA and .221 opponents batting average in 31 games at night, a 6.93 ERA and .336 opponents average in 22 games during the day...had a 0.93 ERA in nine games with no rest, a 4.25 ERA in his other 44 outings...combined for a 2.34 ERA in the seventh and eighth innings but posted a 10.24 ERA in the ninth inning...was 0-4 with a 2.70 ERA in 28 appearances against AL West competition, 0-0 with a 4.88 ERA in 25 games against all other teams...opponents were successful in 10-of-11 (90.9%) stolen bases attempts of him and the 10 steals were fourth most among AL relievers...did not commit an error...tossed more than one inning in 24 of his 53 outings...logged a season-high 2.2 innings and retired all seven batters he faced in his first appearance as an Athletic April 5 against Chicago (AL)...then allowed two or more runs four times over a seven-game stretch from April 7 to 27...had a 12.00 ERA and opponents went 23-for-46 (.500)...made the 100th appearance of his career April 11 against Los Angeles (AL)...struck out a season-high five batters in 2.0 innings, April 27 at Detroit...was placed on the 15-day DL May 10, retroactive to May 8, with a strained right triceps...made one rehab appearance with Single-A Stockton June 7 (1.0 ip, 1 so) and three with Triple-A Nashville from June 10 to 16 (4.2 ip, 4 h, 2 r, 2 er, 2 bb, 3 so, 3.86 ERA) before he was reinstated from the DL June 19...had a 2.70 ERA and .282 opponents batting average over his first eight games following his return...then compiled a 1.37 ERA and .155 opponents batting average over his next 16 games from July 6 to Aug. 15...had a season-best 8.2-inning scoreless streak from July 15 to 26...posted a 1.23 ERA and .154 opponents batting average in 11 games in July...was charged with the loss and his only blown save of the season Aug. 31 at Houston...entered the game to start the bottom of the eighth inning with a 3-1 lead and allowed three runs...then compiled a 1.38 ERA over his final 12 appearances beginning Sept. 5...had a seven-game scoreless streak from Sept. 7 to 20 (7.0 ip).

2015—Pitched exclusively in relief for the first time in his career and was 5-0 with a 2.92 ERA in 58 games with Toronto...the wins were a career high and his ERA was a career low as was his .276 opponents on-base percentage and .329 slugging percentage...issued 11 walks in 64.2 innings and his average of 1.53 walks per nine innings ranked eighth lowest among American League relievers...struck out 71 and his strikeout-to-walk ratio of 6.45 ranked fourth...also tied for ninth in wins...his opponents batting average included a .207 mark against right-handed hitters compared to .283 against left-handers...surrendered a .179 batting average with runners in scoring position and two outs...opponents were 0-for-7 with the bases loaded...yielded a .134 batting

average with two strikes...the opponents number four hitter was 1-for-25 (.040)...allowed 9-of-30 (30.0%) inherited runners to score...first batters faced were 13-for-53 (.245) with four walks and a hit by pitch (.310 on-base percentage)...did not allow a run in 11 interleague games (11.2 ip, 4 h, 1 bb, 18 so)...had a 2.21 ERA and .213 opponents batting average in 32 games at home...logged a 1.75 ERA in 21 day games...tossed more than one inning in 19 of his 58 games, including two or more 10 times...never walked more than one batter in an outing...surrendered his first two home runs of the season May 16 at Houston...would allow just one home run over his final 45 games and 47.1 innings (Sept. 22 against New York-AL)...compiled a 0.87 ERA over a 26-game stretch from May 27 to Aug. 25 and did not allow a run in 24 of those contests...walked in his only plate appearance June 2 at Washington...did not allow a run in 11 games in June (13.0 ip), giving him a career-high 14.1-inning scoreless streak dating back to May 31...had a 13.0-inning scoreless streak from July 22 to Aug. 25...surrendered just five hits during the second scoreless streak (.119 opponents average) and struck out 19 batters...struck out a season-high five batters in 2.0 innings July 28 against Philadelphia...retired each of the first 20 batters he faced after the All-Star Break before hitting Mike Moustakas with a pitch Aug. 1 against Kansas City...had no decisions and a 5.40 ERA in three postseason appearances with Toronto...made his postseason debut in Game 2 of the ALDS against Texas (0.1 ip, 1 h)...pitched twice in the ALCS against Kansas City...allowed three runs in 0.1 innings in Game 3 but came back to pitch 4.1 scoreless innings the next day (1 h, 2 so)...it was the longest scoreless outing ever by a Blue Jay reliever during the postseason, topping the previous high of 3.2 by Dennis Lamp, who did it twice in the 1985 ALCS, also against the Royals.

2014—Began the season at Triple-A Buffalo in the Toronto organization and finished it in the majors with Kansas City...went 1-0 with a 6.08 ERA in three starts over two stints with the Blue Jays and 0-2 with a 4.66 ERA in six games, three starts, with the Royals...combined for a 1-2 record and a 5.23 ERA in nine games, six starts, overall...allowed a .290 opponents batting average, including .286 against right-handed hitters and .295 against left-handers...was 1-1 with a 5.61 ERA and .265 opponents batting average in his six starts, 0-1 with a 3.86 ERA and .379 opponents batting average in three relief appearances...was recalled by Toronto the first time May 23 and went 1-0 with a 2.31 ERA in two starts before he was optioned June 1...returned to Toronto June 20 and started that day at Cincinnati...allowed six runs on six hits in 1.2 innings but had a no decision in a 14-9 win and was optioned back to Buffalo following the game...was traded to Kansas City with Erik Kratz for Danny Valencia on July 28 and reported to Triple-A Omaha...was recalled by the Royals Aug. 27 and had a no decision that day against Minnesota, despite allowing just one run in 7.0 innings...was optioned to Northwest Arkansas the next day but returned Sept. 2 when the Nationals season ended...went 0-2 with a 6.57 ERA in five games, including two starts in September...combined for a 12-2 record and a 2.45 ERA in 23 minor league games, including 21 starts, with Buffalo and Omaha...led all Triple-A pitchers in ERA and tied for fourth in wins...struck out 126 batters and walked just 13 for a strikeout-to-walk ratio of 9.69...averaged 0.82 walks per nine innings...appeared in the Triple-A All-Star Game on July 16, earning Top Star honors with 2.0 scoreless innings...went 6-0 with a 1.82 ERA over his first 12 games, 10 starts...struck out 12 batters in 7.0 innings in his Omaha debut Aug. 1 against Memphis...went 4-1 with a 1.62 ERA in six starts for Aguilas Cibaenas in the Dominican Winter League following the season.

2013—Split his season between Minnesota and Triple-A Rochester...went 1-3 with a 6.85 ERA in 10 games, eight starts, over three stints with the Twins...was 4-8 with a 4.67 ERA in 16 starts with the Red Wings...had a .327 opponents batting average with the Twins, including .326 against right-handed hitters and .327 against left-handers...was on the Opening Day roster with Minnesota and went 0-1 with a 4.66 ERA in two starts before he was optioned to Rochester April 13...returned to the Twins Aug. 9 as the 26th man for the doubleheader that day at Chicago (AL)...started the second game and had a no decision in a 3-2, 10-inning win (6.1 ip, 7 h, 2 r, 2 er, 1 bb, 3 so)...returned to Rochester following the game but joined Minnesota for good Aug. 24...went 1-2 with an 8.33 ERA over his final seven games, including five starts...tossed 6.0 innings of relief Sept. 21 at Oakland, his longest career outing as a reliever...then struck out eight batters in 4.2 innings of relief Sept. 27 against Cleveland, his most strikeouts as a starter or reliever...walked just 15 batters in 98.1 innings with the Red Wings, an average of 1.37 per nine innings...allowed a .294 opponents batting average, including .289 against left-handed hitters and .299 against right-handers...was on the disabled list from May 10 to June 18 with an inflamed right elbow...

tossed a complete game June 30 at Syracuse but was the losing pitcher in a 2-0 loss...allowed two runs on six hits in 8.0 innings...was claimed off waivers three times following the season: Dec. 13 by Chicago (NL), Dec. 23 by Baltimore and Feb. 21 by Toronto.

2012—Made the Twins Opening Day roster for first time in career and made his first start April 15 vs. Texas, allowing one run on seven hits in 6.0 innings with no walks and four strikeouts...made four starts for the Twins, going 0-2 with a 9.00 ERA before being optioned to Triple-A Rochester May 7...named International League Pitcher of the Week June 4-10 after going 2-0 with a 0.00 ERA...struck out 18 and walked three while surrendering seven hits in 15.2 innings...pitched a seven inning complete game shutout June 4 vs. Columbus, then followed it up with 8.2 shutout innings and 10 strikeouts June 9 at Indianapolis...went 5-0 with a 1.94 ERA in seven starts for the Red Wings...was recalled by the Twins June 16...made four starts and was optioned back to Rochester July 3...posted a 23.0-inning scoreless streak at Rochester from June 4 to July 13...suffered his first Triple-A loss of the season July 23 at Durham after winning first seven decisions...recalled by the Twins August 21...was 9-3 with a 2.20 ERA in 16 starts for the Wings at the time of recall...tossed his first Major League career complete game, allowing one run on three hits and six strikeouts, but was dealt the loss August 27 vs. Seattle...earned his first ML win, allowing two runs on two hits in 6.0 innings with two walks and two strikeouts, Sept. 19 at Cleveland...the win snapped his streak of 17 consecutive starts without a victory, tying Tampa Bay's Jason Hammel (2006-07) and the Mets Craig Anderson (1962-64) for third most all-time...became the 16th Australian-born pitchers to win a ML game.

2011—Started the season with Double-A New Britain...was named Twins minor league Player of the Week June 4-10 after going 2-0 with a 0.69 ERA...struck out 10 and walked one in two starts (13.0 ip)...selected to pitch for World Team in the Futures Game July 10 at Chase Field in Arizona, allowing one run on two hits in 1.0 inning pitched...voted by fans as Eastern League All-Star...promoted to Rochester July 19 and had his contract selected by Twins Sept. 6...made his first career start that day against Chicago (AL) and became the first Australian player since July 1, 2004 (Travis Blackley, SEA) to make his Major League debut as a starting pitcher...despite suffering the loss, pitched 7.0 innings, allowing three runs on four hits with four strikeouts and three walks...became 28th Australian-born player and 20th pitcher to ever play in the major leagues...combined to go 12-6 with a 3.36 ERA in 25 games, including 24 starts, between Triple-A Rochester and New Britain...struck out 111 and walked just 21 in 139.1 innings...ranked second among all Twins minor leaguers in strikeouts...named the 10th annual Jim Rantz Award recipient as Twins minor league Pitcher of the Year...named as the right-handed starting pitcher on MiLB.com's 2011 Twins organizational All-Star team...ranked the seventh best prospect in the Twins organization and best control among Twins minor leaguers by *Baseball America* following the season.

2010—Started season at Single-A Beloit...did not allow a run in his first three starts (17.0 ip), and allowed just two runs over first five starts (28.0 ip)...was named Midwest League Player of the Week April 8...was promoted to Single-A Ft. Myers May 10...was named to the 2010 Futures All-Star Game but did not pitch due to appendectomy surgery...was on the disabled list from July 4 to Aug. 17...was ranked by *Baseball America* as 14th best prospect in Florida State League...also named the sixth best prospect in the Twins organization and as having the "Best Control" ...pitched in the Australian Baseball League in offseason...threw 26.1 innings over eight appearances, including six starts.

2009—Made three starts for Rookie Elizabethton before being promoted to Single-A Beloit July 8...allowed just four earned runs in first three starts, posting a 1.96 ERA...did not allow a run in back-to-back starts Aug. 22 and 27, allowing just two hits over 13.0 innings...pitched in the World Baseball Classic for Team Australia...appeared in two games out of bullpen against Team Mexico.

2008—Spent the entire year on disabled list with a nerve injury.

2007—Started his professional career with the Gulf Coast League Twins...made 10 starts, including five without allowing a run...struck out a season-high 11 batters in 6.0 scoreless innings Aug. 18.

PERSONAL/MISCELLANEOUS

Liam Johnson Hendriks was originally signed by Twins scout Howard Norsetter...is married, Kristi...is an avid animal supporter and makes regular visits to animal shelters...attended Sacred Heart College in Australia.

LIFETIME PITCHING RECORD

Year	Club	W	L	ERA	G	GS	CG	SHO	SV	IP	H	R	ER	HR	HB	BB	IBB	SO	WP	BK
2007	GCL Twins	4	2	2.05	10	10	0	0	0	44.0	41	14	10	2	1	11	0	52	0	0
2008	Elizabethton	(Injured — Did not pitch)																		
2009	Elizabethton	2	0	3.71	3	3	0	0	0	17.0	19	8	7	0	0	1	0	13	0	0
	Beloit	3	5	3.51	11	11	0	0	0	66.2	73	34	26	3	2	15	0	62	5	1
2010	Beloit	2	1	1.32	6	6	0	0	0	34.0	16	6	5	0	1	4	0	39	2	0
	Fort Myers	6	3	1.93	13	12	1	0	0	74.2	63	20	16	2	1	8	0	66	3	0
2011	New Britain	8	2	2.70	16	15	2	0	0	90.0	85	30	27	5	3	18	1	81	0	0
	Rochester	4	4	4.56	9	9	0	0	0	49.1	52	26	25	0	2	3	0	30	1	1
	MINNESOTA	0	2	6.17	4	4	0	0	0	23.1	29	16	16	3	0	6	0	16	1	0
2012	MINNESOTA	1	8	5.59	16	16	1	0	0	85.1	106	61	53	17	4	26	3	50	4	0
	Rochester	9	3	2.20	16	16	1	1	0	106.1	76	28	26	5	1	28	0	82	3	0
2013	MINNESOTA	1	3	6.85	10	8	0	0	0	47.1	67	39	36	10	3	14	1	34	1	0
	Rochester	4	8	4.67	16	16	1	0	0	98.1	115	56	51	9	3	15	0	62	2	0
2014	Buffalo	8	1	2.33	18	16	1	0	0	108.1	92	32	28	6	3	7	0	91	4	0
	TORONTO	1	0	6.08	3	3	0	0	0	13.1	12	9	9	3	2	4	0	8	0	0
	Omaha	4	1	2.83	5	5	0	0	0	35.0	33	13	11	1	0	6	0	35	0	0
	KANSAS CITY	0	2	4.66	6	3	0	0	0	19.1	26	12	10	0	1	3	0	15	1	0
2015	TORONTO	5	0	2.92	58	0	0	0	0	64.2	59	23	21	3	2	11	1	71	4	0
2016	OAKLAND	0	4	3.76	53	0	0	0	0	64.2	69	31	27	6	1	14	3	71	3	0
	Stockton	0	0	0.00	1	0	0	0	0	1.0	0	0	0	0	0	0	0	1	0	0
	Nashville	0	0	3.86	3	0	0	0	0	4.2	4	2	2	0	0	2	0	3	1	0
2017	OAKLAND	4	2	4.22	70	0	0	0	1	64.0	57	34	30	7	0	23	0	78	6	0
ML Totals		12	21	4.76	220	34	1	0	1	382.0	425	225	202	49	13	101	8	343	20	0

CAREER TRANSACTIONS

2007 — Signed by the Minnesota Twins as a non-drafted free agent, February 25. **2013** — Claimed off waivers by the Chicago Cubs, December 13. Claimed off waivers by the Baltimore Orioles, December 23. **2014** — Claimed off waivers by the Toronto Blue Jays, February 21. Traded to the Kansas City Royals with catcher Erik Kratz for infielder Danny Valencia, July 28. Traded to Toronto for minor league catcher Santiago Nassy, October 29. **2015** — Traded to the Oakland Athletics for pitcher Jesse Chavez, November 20. **2016** — On the disabled list, May 8 to June 18.

DIVISION SERIES RECORD

Year	Club/Opp	W	L	ERA	G	GS	CG	SHO	SV	IP	H	R	ER	HR	HB	BB	IBB	SO	WP	BK
2015	TOR vs. TEX	0	0	0.00	1	0	0	0	0	0.1	1	0	0	0	0	0	0	0	0	0

LEAGUE CHAMPIONSHIP SERIES RECORD

Year	Club/Opp	W	L	ERA	G	GS	CG	SHO	SV	IP	H	R	ER	HR	HB	BB	IBB	SO	WP	BK
2015	TOR vs. KC	0	0	5.79	2	0	0	0	0	4.2	4	3	3	0	0	0	0	2	0	0

WORLD BASEBALL CLASSIC RECORD

Year	Club	W	L	ERA	G	GS	CG	SHO	SV	IP	H	R	ER	HR	HB	BB	IBB	SO	WP	BK
2009	Australia	0	0	10.80	2	0	0	0	0	1.2	3	2	2	0	0	1	0	1	0	0

HENDRIKS' CAREER BESTS

Low Hit Complete Game: 3, August 27, 2012 vs. Seattle
Innings Pitched: 9.0, August 27, 2012 vs. Seattle. As reliever: 6.0, September 21, 2013 at Oakland
Strikeouts: 8, September 27, 2013 vs. Cleveland
Pitches: 108, September 7, 2012 vs. Cleveland. As reliever: 102, September 21, 2013 at Oakland
Longest Winning Streak: 5, June 7, 2015 to September 12, 2015
Longest Losing Streak: 9, September 6, 2011 to August 27, 2012
Longest Scoreless Streak: 14.1, May 31 to June 29, 2015

RIGHT-HANDED PITCHER**Height/Weight:** 6-1 / 210**Birthdate:** March 22, 1996**Birthplace/Resides:** Conway, South Carolina / Conway, South Carolina**Major League Service:** None**Obtained:** Acquired from the Los Angeles Dodgers with Jharel Cotton and Frankie Montas for Josh Reddick and Rich Hill, August 1, 2016.**Contract Status:** First year of a one-year contract through 2018**Bats/Throws:** Left / Right**Opening Day Age:** 22**NON-ROSTER INVITEE**

2018 ATHLETICS

CAREER HIGHLIGHTS

Was the Dodgers first round selection in the 2014 draft and was dealt to the A's at the 2016 trading deadline in the Josh Reddick/Rich Hill trade...is 30-26 with a 4.13 ERA (199 er in 434.0 ip) in 90 games, including 81 starts, in four professional seasons...has 449 strikeouts in 434.0 innings (9.31 per nine innings)...led the Texas League with 150 strikeouts in 2017...named to the Midwest League Midseason All-Star team in 2015...was rated as the A's sixth best prospect by *Baseball America* following the 2016 season, the Dodgers fifth best prospect following 2015 and the Dodgers fourth best following 2014.

2017 HIGHLIGHTS

Made his Double-A debut with Midland and spent the entire season with the RockHounds...was 11-12 with a 4.49 ERA in 29 games, including 24 starts...led the Texas League in strikeouts (150), tied for second in wins (11), ranked sixth in innings pitched (148.1) and tied for eighth in games started (24)...also led the league in walks (61), tied for the lead in losses (12), ranked fourth in runs (82) and fifth in most hits allowed (149)...tied for the lead in the A's farm system in wins and ranked second in strikeouts and innings pitched...had career highs in strikeouts, games, innings pitched, losses, hits, earned runs (74), home runs (15), hit batters (9) and walks (51) and matched his best in wins and games started...allowed a .262 opponents batting average which broke down to .189 (42-for-222) against left-handed hitters compared to .309 (107-for-346) against right-handers...had a .586 OPS against lefties, .836 against righties...opponents hit .248 with runners in scoring position, but that increased to .323 with RISP and two outs...yielded a .309 batting average and .394 on-base percentage to batters leading off an inning...was 9-12 with a 4.62 ERA in his 24 starts, 2-0 with a 3.66 ERA in five relief appearances...four of his five relief appearances came over his first seven games of the season...did not inherit any runners in relief...compiled a 5-6 record and a 5.45 ERA in 15 games in the first half of the season, 6-6 with a 3.72 ERA in 14 games in the second half...was 6-7 with a 5.22 ERA in 16 games at home, 5-5 with a 3.61 ERA in 13 games on the road...surrendered 13 of his 15 home runs on the road...went 3-0 with a 3.20 ERA in four games during the day, 8-12 with a 4.69 ERA in 25 games at night...opponents were successful in just 3-of-9 (33.3%) stolen base attempts with him on the mound...had just three no decisions as a starter and the RockHounds were 10-14 (.417) in his starting assignments...tossed more than six innings in five of his 24 starts.

MIDLAND: Alternated between relieving and starting over his first seven games, going 2-1 with a 5.16 ERA in seven games, including three starts, through May 3...tossed 2.0 innings in a start on April 21 against San Antonio, which was his shortest outing as a starter or reliever in 2017...lost three consecutive starts from May 9-20 (7.07 ERA)...walked a season high six batters May 15 at Frisco...tossed a season-high 99 pitches May 25 at Northwest Arkansas (matched July 3 against Tulsa) to begin a four-start stretch where he went 3-1 with a 2.51 ERA through June 10...struck out a season-high nine batters in 6.0 innings in an 8-2 win over Northwest Arkansas June 4...combined on a three-hit shutout in a 6-0 win over Frisco June 10...tossed a season-high 8.0 scoreless innings and allowed two of the hits (0 bb, 8 so)...then went 0-4 with a 6.11 ERA over his next five games (including one relief appearance) from June 15 to July 8...allowed a season-high nine runs on a season-high 12 hits in 4.0 innings in an 11-3 loss to Corpus Christi June 15...surrendered a season-high four home runs July 8 at Tulsa...was named Texas League Pitcher of the

Week for the week of July 24-30 after going 2-0 with a 3.09 ERA (11.2 ip, 9 h, 4 r, 4 er, 5 bb, 14 so) over two starts...the two-game winning streak matched his season high (fourth time)...logged his best single month ERA in July when he went 3-3 with a 3.16 ERA and .206 opponents batting average in six starts...equaled his season high with six walks Aug. 29 against San Antonio...matched his season high by tossing 8.0 innings in his final regular start Sept. 3 at Frisco (3 h, 1 r, 0 er, 1 bb, 5 so)...made two postseason starts for the Texas League Champion RockHounds and was 1-1 with a 4.22 ERA (10.2 ip, 10 h, 8 r, 5 er, 5 bb, 7 so)...started and lost Game 3 of the TL semifinals against San Antonio and then defeated Tulsa in Game 4 of the TL Championship Series to even the series at two games each.

CAREER

2016—Started the year with Single-A Rancho Cucamonga in the Los Angeles (NL) organization but finished it with Single-A Stockton in the Oakland organization as he was one of three players sent to the A's on Aug. 1 in the Josh Reddick/Rich Hill trade...combined for an 11-7 record and a 4.64 ERA in 26 games, 23 starts...tied for the California League lead in wins and wild pitches (18), ranked fourth in strikeouts (124) and 10th in ERA...had career highs in wins, runs (85) and wild pitches...also had the only save of his career...allowed a .277 opponents batting average, including .259 against right-handed hitters compared to .303 against left-handers...had a .243 opponents batting average with runners in scoring position with the Quakes but that mark jumped to .370 with the Ports...opponents hit .279 with RISP overall...compiled a 5-3 record and a 3.21 ERA in 13 games in the first half of the season...then went 6-4 with a 6.19 ERA in 13 games in the second half...surrendered three home runs in 70.0 innings in the first half (0.39 per nine innings), seven in 64.0 innings in the second half (0.98 per nine innings)...went 11-5 with a 4.50 ERA in 22 games at night, 0-2 with a 5.40 ERA in four starts during the day...logged a 2-1 record each month with Rancho Cucamonga and then went 2-3 with Stockton in August...did not pitch more than six innings in any outing and tossed exactly 5.0 innings in 16 of his 26 appearances...his teams were 13-11 (.542) in his starting assignments...tossed a season-high 6.0 scoreless innings in his second start of the season April 14 at Lake Elsinore...it was his first of six starts of exactly six innings...it was his only scoreless start of the season...struck out a season-high nine batters in the second game of a May 29 doubleheader at Visalia...went 2-1 with a 2.67 ERA in five starts in May...struck out 34 batters in 27.0 innings...had a season-best three-game winning streak from June 11 to July 2...compiled a 3.60 ERA over that four-game stretch...his two relief appearances with the Quakes came in consecutive games on June 11 at Lake Elsinore and June 16 at San Jose in games started by a rehabbing Brandon McCarty...recorded the first save of his professional career in the latter contest when he tossed 5.0 scoreless innings (4 h, 4 so)...was 8-4 with a 4.02 ERA in 20 games, including 18 starts, with Rancho Cucamonga when he was traded to the Oakland organization with Jharel Cotton and Frankie Montas for Rich Hill and Josh Reddick on Aug. 1...went 3-3 with a 6.91 ERA in six games, including five starts, with Stockton...had five wild pitches in 5.0 innings on Aug. 11 at Modesto and had a total of 10 wild pitches in 28.2 innings in his six games with the Ports...was rated as the A's sixth best prospect by *Baseball America* following the season.

2015—Spent the entire season at Single-A Great Lake and went 6-4 with a 3.14 ERA in 24 starts...struck out 117 batters in 103.1 innings, an average of 10.19 per nine innings...finished third in the Dodgers farm system in strikeouts...surrendered just six home runs (0.52 per nine innings)...was named to the Midwest League Midseason All-Star Team...allowed a .229 opponents batting average, including .216 against right-handed hitters compared to .242 against left-handers...five of the six home runs he allowed were solo shots...went 4-1 with a 2.24 ERA and .194 opponents batting average in 12 starts at home, 2-3 with a 4.06 ERA and .263 opponents average in 12 starts on the road...went 4-0 with a 2.16 ERA over a nine-start stretch from May 4 to June 28...had back-to-back starts of 6.0 scoreless innings May 15 against South Bend and May 20 at Dayton as part of a 16.0-inning scoreless streak from May 9 to 25...struck out a season-high nine batters in the start at Dayton (1 h, 2 bb)...went 3-0 with a 1.55 ERA and .163 opponents batting average in six starts in May...pitched for the East in the Midwest League All-Star Game on June 23 at Peoria and faced two batters (0.2 ip, 1 so)...was 2-2 despite a 1.21 ERA in six starts in July...made one postseason start for the Loons and had a no decision (4.2 ip, 7 h, 3 r, 3 er, 2 bb, 3 so)...was rated as the Dodgers fifth best prospect by *Baseball America* following the season.

2014—Began his professional career with the Dodgers affiliate in the Arizona Rookie League and went 1-2 with a 3.00 ERA in seven games, six starts, before he was transferred to Ogden Aug. 14... went 1-1 with a 4.91 ERA in four starts with the Raptors...struck out 58 batters in 48.1 innings (10.80 per nine innings) and walked just 13 for a strikeout-to-walk ratio of 4.46...allowed a .220 batting average, including .170 against right-handed hitters compared to .296 against left-handers...opponents hit .191 with runners in scoring position, including .118 with RISP and two outs... made his professional debut in relief on July 2 at the Mariners and picked up the win (2.0 ip, 1 bb, 5 so)...struck out a season-high nine batters in 5.0 innings Aug. 27 at Grand Junction...made one postseason start for Ogden and took the loss in Game 2 of the first round of the Pioneer League playoffs on Sept. 6 against Orem (1.1 ip, 4 h, 6 r, 6 er, 1 bb, 3 so)...was rated as the Dodgers fourth best prospect by *Baseball America* following the season.

PERSONAL/MISCELLANEOUS

Harrison Grant Holmes...graduated from Conway (SC) HS in 2014...was named the Gatorade Player of the Year in South Carolina as a senior.

LIFETIME PITCHING RECORD

Year	Club	W	L	ERA	G	GS	CG	SHO	SV	IP	H	R	ER	HR	HB	BB	IBB	SO	WP	BK
2014	AZL Dodgers	1	2	3.00	7	6	0	0	0	30.0	20	11	10	2	2	7	0	33	1	0
	Ogden	1	1	4.91	4	4	0	0	0	18.1	19	10	10	1	1	6	0	25	3	0
2015	Great Lakes	6	4	3.14	24	24	0	0	0	103.1	86	46	36	6	1	54	0	117	9	0
2016	Rancho Cucamonga	8	4	4.02	20	18	0	0	1	105.1	103	60	47	6	2	43	0	100	8	1
	Stockton	3	3	6.91	6	5	0	0	0	28.2	44	25	22	4	1	10	0	24	10	0
2017	Midland	11	12	4.49	29	24	0	0	0	148.1	149	82	74	15	9	61	2	150	15	1
Minor League Totals		30	26	4.13	90	81	0	0	1	434.0	421	234	199	34	16	181	2	449	46	2

CAREER TRANSACTIONS

2014 — Selected by the Los Angeles Dodgers organization in the 1st round (22nd selected overall) of the First-Year Player Draft. **2016** — Traded to the Oakland Athletics organization with pitchers Jharel Cotton and Frankie Montas for pitcher Rich Hill and outfielder Josh Reddick, August 1.

RIGHT-HANDED PITCHER**Height/Weight:** 6-2 / 215**Bats/Throws:** Right / Right**Birthdate:** September 9, 1983**Opening Day Age:** 34**Birthplace/Resides:** New-Ulm, West Germany / Atlanta, Georgia**Major League Service:** 11 years, 114 days**Obtained:** Signed to a minor league contract, June 6, 2018**Contract Status:** First year of a one-year contract through 2018.**NON-ROSTER INVITEE****CAREER HIGHLIGHTS**

Has pitched for 12 teams (Los Angeles-NL, Tampa Bay, Detroit, Arizona, Chicago-AL, St. Louis, Washington, Chicago-NL, Atlanta, Miami, San Diego, Baltimore) in 15 seasons in the majors and is 98-120 with a 4.67 ERA in 377 games, including 288 starts...was a member of the 2011 World Champion St. Louis Cardinals...has also pitched in the postseason for Tampa Bay in 2008 and Washington in 2012...tossed a no-hitter for Arizona on June 25, 2010 at Tampa Bay in a 1-0 victory...walked eight and struck out six in a 149-pitch effort...named to the American League All-Star team in 2009 with Detroit...named to the All-Star Futures Game in 2003...was named the Dodgers Minor League Pitcher of the Year in 2002.

2017 HIGHLIGHTS

Pitched for Baltimore and Washington and combined for a 5-6 record and a 5.21 ERA in 16 games, including 13 starts...allowed a .284 opponents batting average ...39 of his 86 hits allowed were for extra bases and opponents slugged .548, which was the second highest mark of his career (.574 in 2004)...had a .891 OPS, which was also second highest in his career (.949 in 2004)...his opponents batting average included a .274 (40-for-146) mark against left-handed hitters compared to .293 (46-for-157) against right-handers...surrendered 14 of his 20 home runs to righties for a .631 slugging percentage (.459 vs. righties)...13 of the 20 home runs were solo shots...11 came in the first two innings of the game...held the opposition to a .146 batting average with two strikes...was 5-6 with a 5.07 ERA in his 13 starting assignments, 0-0 with a 7.20 ERA in three relief appearances...stranded his only inherited runner and first batters faced were 1-for-3...went 2-for-21 (.095) with 15 strikeouts and three runs scored as a batter...signed a minor league contract with Baltimore April 7...was assigned to Triple-A Norfolk May 7 and had two saves and a 3.10 ERA in 12 games, including one start, with the Tides when he was selected by Baltimore June 7...made three relief appearances with the Orioles and had a 7.20 ERA and .458 opponents batting average when he was designated for assignment June 11...refused an outright assignment June 13 to become a free agent and signed a minor league deal with Washington June 15...was assigned to Triple-A Syracuse and went 2-0 with a 0.44 ERA and .130 opponents batting average in five games, four starts, before he was selected by the Nationals July 18...spent the remainder of the season with Washington and went 5-6 with a 5.07 ERA in 13 starts...combined for a 5-3 record and a 2.94 ERA in eight starts in July and August but then went 0-3 with a 9.82 ERA in five starts in September.

CAREER

2016—Began the season with Miami before signing with San Diego as a minor league free agent on June 16...went a combined 5-7 with a 5.89 ERA in 21 games (13 starts) between the two stops...took a no-hitter into the seventh inning as he picked up the win in his Padre debut on July 17 against San Francisco, working 6.1 innings total allowing three runs, two earned, all on one hit, a three-run pinch-hit home run by Conor Gillaspie...with the win, he earned the win as a starting pitcher with his ninth different team, including the Dodgers, Rays, Tigers, Diamondbacks, White Sox, Cardinals, Nationals, Cubs and Padres...per Elias, that tied a Major League record, with the only other pitcher to win games as a starter for nine different teams being Mike Morgan and David Wells.

2015—Entered his third season with the Chicago Cubs before being designated for assignment and released, eventually joining Atlanta on Aug. 14...appeared exclusively out of the bullpen for the first time in his career...did not allow an earned run (two unearned runs) over first six appearances of the season with the Cubs, with nine strikeouts in 9.0-plus innings...allowed five earned runs in 0.2 inning over next two appearances...his last appearance with Cubs was on July 11...made his debut with Braves on Aug. 15...allowed just one hit and no runs over his first three outings with Atlanta...went 2-0 with one save over his final nine appearances of the season, with a 0.00 ERA.

2014—Went 6-15 with a 6.33 ERA in 28 games (27 starts) for Chicago (NL)...missed a majority of the season's final five weeks with a strained right lat that landed him on the disabled list from Aug. 21-Sept. 19...his 15 losses ranked third in the National League...allowed three or fewer runs in 12 of his starts...walked two or fewer in 17 starts...pitched a season-high 7.0 innings three times, last done on May 17 vs. the Brewers when he struck out a season-high 11 batters in 7.0 shutout frames...right-handed hitters batted .268 against him while lefties hit .341...reached 1,500 career innings pitched, May 23 at San Diego...surrendered five first-inning inning runs in his lone start following his stint on the DL, Sept. 19 vs. the Dodgers...made his final appearance of the season out of the bullpen, and tossed a scoreless inning, Sept. 27 in Milwaukee...it was his first relief appearance since Sept. 27, 2011 at Houston while with St. Louis.

2013—Went 8-18 with a 4.98 ERA in 31 starts in his first season with the Cubs...it marked his eighth-straight season with at least 30 starts, but his 175.1 innings pitched were his fewest since 2007 with Tampa Bay (161.0 IP)...led the majors with 18 losses...allowed just 16 home runs in 175.1 innings pitched...walked two or fewer batters in 21 of 31 starts, including five no-walk outings...went 4-1 with a 2.23 ERA in six outings from June 30-July 31, but was 0-3 with a 5.97 ERA in five August starts...won a season-high three-straight starts, June 30-July 11...he posted a 1.93 ERA, walking three and striking out 14...Recorded his 1,000th-career strikeout April 30 vs. San Diego, fanning Carlos Quentin in the top of the second inning...batted .077 (4-for-52) with a double, a homer, four RBI and five sacrifice bunts at the dish...clubbed a solo homer Sept. 10 at Cincinnati (Curtis Partch), his final hit of the season...earned his first victory as a Cub in Chicago's 8-2 triumph, May 11 a Washington...snapped a seven-start winless streak to begin his Cubs career.

2012—Signed with the Washington Nationals Feb. 2 and went on to help the club to the National League East Division title...made 31 starts, going 10-11 with a 4.03 ERA...allowed two or fewer walks in 23 starts...walked a career-low 2.75 batters per 9.0 innings pitched...had a career-best strikeout to walk ratio (2.90)...his 28.0-percent swing and miss mark led the National League...surrendered three or fewer runs in eight-straight starts from May 13-June 23...posted a 2.50 ERA in that span...struck out 10 or more batters twice: punched out a season-high 11 Aug. 18 vs. the Mets and fanned 10, Aug. 30 vs. St. Louis...spun a two-hit complete game effort in a 4-1 victory, April 14 vs. the Reds...pitched in two post-season games, including a Game Three start against the Cardinals in the NLDS...tagged with the 8-0 loss in his start, allowing four runs in 5.0 innings...allowed a run in 1.0 inning of relief in Game Five.

2011—Pitched for the White Sox and Cardinals and combined to go 12-9 with a 3.79 ERA in 32 games (31 starts)...earned a World Series ring with St. Louis after he was acquired by the Cardinals in late July...began the season with the White Sox, going 7-7 with a 3.92 ERA in 19 starts prior to the trade...then went 5-2 with a 3.58 ERA in 13 games (12 starts) for the Cardinals following the July 27 deal...was part of an eight-player, three-team trade between the White Sox, Blue Jays and Cardinals...from July 1 through the end of the regular season, went 8-3 with a 3.48 ERA in 17 games (16 starts)...in 17 games against NL opponents, went 7-3 with a 3.48 ERA...surrendered three or fewer earned runs in eight-straight starts from Aug. 9-Sept. 14, posting a 2.65 ERA...went 1-1 with a 5.60 ERA in four post-season starts...earned the win in Game Four of the NLDS vs. Philadelphia...started Game Four of the World Series, but was tagged with the 4-0 loss in Texas.

2010—Pitched for the Diamondbacks and White Sox, going 10-12 with a 4.47 ERA...was traded in-season for the first time in his career...reached the 200-inning mark for the second time in his career...struck out a career-high 181 batters...led the majors with 20 wild pitches...tossed the second no-hitter in Diamondbacks history, June 25 at Tampa Bay, in a 1-0 victory...allowed eight

walks and struck out six in the 149-pitch effort...faced 36 total batters...it was the fourth inter-league no-hitter, and first since Detroit's Justin Verlander did so against Milwaukee in 2007... earned National League Player of the Week honors for the week of June 27...was sent to the White Sox July 30 for right-handed pitcher Daniel Hudson and minor league lefty pitcher David Holmberg...was 6-10 with a 5.16 ERA in 21 starts with Arizona at the time of the trade...became the first pitcher to toss a no-hitter and be traded in the same season since Cliff Chambers in 1951...matched the White Sox club mark by recording three-straight 10-strikeout games from Aug. 14-31...in 11 starts for the White Sox, was 4-2 with a 3.24 ERA, striking out 77 batters and walking just 18.

2009—Named to the American League All-Star team and established career bests with 33 starts and 21 quality starts in his lone season with the Tigers...acquired by Detroit, Dec. 11, 2008 for outfielder Matt Joyce...his 3.62 ERA and 214.0 innings pitched both ranked seventh among AL pitchers...turned in three-straight months with an ERA under 3.00...had a 2.25 ERA in April, a 2.34 ERA in May and a 2.91 ERA in June...allowed three or less earned runs in 16-straight starts, May 9-Aug. 5...his 2.52 ERA prior to the All-Star break was the best mark turned in by a member of the Tigers since Mark Fidrych's 1.78 mark in 1976...in 1.0 inning of work in the Mid-Summer Classic, he needed just four pitches to retire Yadier Molina, Ryan Zimmerman and Hanley Ramirez.

2008—Won a career-high 14 games in his final season with the Rays...set a franchise mark for starting pitchers with 20.0-straight scoreless innings from May 8-18, and helped the club to its first-ever World Series appearance...all told, went 14-11 with a 4.42 ERA in 32 games (31 starts) for Tampa Bay...was 5-6 with a 3.93 ERA in 18 games prior to the All-Star break...then went 9-5 with a 5.15 ERA in 14 games (13 starts) in the second half...transitioned to the bullpen for the postseason, in which he made three appearances: two in the ALCS against Boston and one in the World Series against Philadelphia...allowed one run in 4.1 innings between the two rounds.

2007—Went 5-15 with a 5.76 ERA in 32 games (31 starts) for the Rays in his first full Major League season...tossed his first career complete game, a four-hit shutout, Aug. 11 at Texas...was 4-6 with a 4.48 ERA in 15 starts following the All-Star break...went 1-9 with a 7.23 ERA in 17 games (16 starts) in the first half...posted a 2.45 ERA in five August starts, going 2-1 in that stretch.

2006—Made his Tampa Bay debut, pitching primarily in relief for the Rays...produced a 5.45 ERA with no record in 23 games (one start)...in 22 games (13 starts) with Triple-A Durham, was 3-7 with a 5.55 ERA...was acquired by Tampa Bay Jan. 14 with lefty Chuck Tiffany...pitchers Danys Baez and Lance Carter, as well as a player to be named (catcher Ryder Mathias) went to the Dodgers...following the season, was 3-2 with a 1.60 ERA in nine games for Magallanes in the Venezuelan Winter League.

2005—In his final season in the Dodgers system, spent the first five months of the season pitching for Triple-A Las Vegas and Double-A Jacksonville...was recalled by Los Angeles Aug. 22 and posted two victories in six big league starts...was 2-2 with a 6.28 ERA in seven games (six starts) for the Dodgers...combined to go 9-11 with a 5.91 ERA in 23 games (22 starts) between Las Vegas and Jacksonville...was rated as the Dodgers number three prospect by *Baseball America*.

2004—Had three stints with the Dodgers going 2-1 with a 7.30 ERA in eight games, including five starts...spent a majority of the year with Triple-A Las Vegas, going 6-4 with a 5.86 ERA in 19 starts...was rated as the Dodgers number one prospect by *Baseball America*.

2003—Made his major league debut, appearing in four games (three starts) with the Dodgers... began the year at the Double-A level for the first time in his career and went 7-7 with a 3.70 ERA in 27 starts for Jacksonville...made his major league debut and earned the win on his 20th birthday, Sept. 9 at Arizona...allowed one run in 6.0 innings of work...became the youngest Dodgers pitcher to earn a win in a major league debut...also became the first pitcher in major league history to earn the win in a MLB debut on his birthday...with Jacksonville, struck out 157 batters in 148.1 innings of work...named to the All-Star Futures Game...finished with the second-most strikeouts in the Southern League...was rated as the Dodgers number three prospect by *Baseball America*.

2002—Finished 5-2 with a 1.98 ERA in 19 starts with Single-A South Georgia, and was cited as the Dodgers Minor League Pitcher of the Year...ranked second in the South Atlantic League with a .206 batting average against.

2001— Struck out 23 batters in 22.0 innings pitched in his professional debut with the Gulf Coast League Dodgers.

PERSONAL/MISCELLANEOUS

Edwin Jackson, Jr. was originally signed by Dodgers Scouts Lon Joyce and Jim Lester...is a 2001 graduate of Shaw (GA) High...as a prep, played primarily infield and outfield...was officially drafted by Los Angeles (NL) in the sixth round of the 2001 draft as an outfielder, but converted to the mound as a pro...his father, Edwin Sr., is a retired United States Army Sergeant First Class.

LIFETIME PITCHING RECORD

Year	Club	W	L	ERA	G	GS	CG	SHO	SV	IP	H	R	ER	HR	HB	BB	IBB	SO	WP	BK
2001	GCL Dodgers	2	1	2.45	12	2	0	0	0	22.0	14	12	6	1	3	19	0	23	2	0
2002	South Georgia	5	2	1.98	19	19	0	0	0	104.2	79	34	23	2	6	33	0	85	3	1
2003	Jacksonville	7	7	3.70	27	27	0	0	0	148.1	121	68	61	9	8	53	0	157	9	1
	LOS ANGELES (NL)2	1	2.45	4	3	0	0	0	0	22.0	17	6	6	2	1	11	1	19	3	0
2004	Las Vegas	6	4	5.86	19	19	0	0	0	90.2	90	65	59	4	8	55	1	70	10	0
	LOS ANGELES (NL)2	1	7.30	8	5	0	0	0	0	24.2	31	20	20	7	0	11	1	16	0	0
2005	Las Vegas	3	7	8.62	12	11	1	0	0	55.1	76	61	53	13	5	37	2	33	2	0
	Jacksonville	6	4	3.48	11	11	0	0	0	62.0	52	31	24	7	2	18	0	44	4	0
	LOS ANGELES (NL)2	2	6.28	7	6	0	0	0	0	28.2	31	22	20	2	1	17	0	13	2	1
2006	Durham	3	7	5.55	22	13	0	0	5	73.0	84	55	45	7	3	35	0	66	6	0
	TAMPA BAY	0	0	5.45	23	1	0	0	0	36.1	42	27	22	2	1	25	0	27	3	1
2007	TAMPA BAY	5	15	5.76	32	31	1	1	0	161.0	195	116	103	19	4	88	3	128	7	1
2008	TAMPA BAY	14	11	4.42	32	31	0	0	0	183.1	199	91	90	23	2	77	1	108	7	1
2009	DETROIT	13	9	3.62	33	33	1	0	0	214.0	200	93	86	27	5	70	3	161	6	0
2010	ARIZONA	6	10	5.16	21	21	1	1	0	134.1	141	80	77	13	5	60	2	104	13	0
	CHICAGO (AL)	4	2	3.24	11	11	0	0	0	75.0	73	31	27	8	1	18	2	77	7	0
2011	CHICAGO (AL)	7	7	3.92	19	19	1	1	0	121.2	134	55	53	8	0	39	2	97	7	1
	ST. LOUIS	5	2	3.58	13	12	0	0	0	78.0	91	37	31	8	2	23	2	51	2	1
2012	WASHINGTON	10	11	4.03	31	31	1	0	0	189.2	173	90	85	23	2	58	5	168	3	0
2013	CHICAGO (NL)	8	18	4.98	31	31	0	0	0	175.1	197	110	97	16	5	59	7	135	14	0
2014	CHICAGO (NL)	6	15	6.33	28	27	0	0	0	140.2	168	105	99	18	3	63	3	123	9	0
2015	CHICAGO (NL)	2	1	3.19	23	0	0	0	0	31.0	30	14	11	0	1	12	1	23	3	1
	ATLANTA	2	2	2.92	24	0	0	0	1	24.2	14	11	8	4	0	9	0	17	2	0
2016	Miami	0	1	5.91	8	0	0	0	0	10.2	13	7	7	2	0	6	1	7	1	0
	Jupiter	0	1	6.75	2	2	0	0	0	4.0	5	3	3	0	0	1	0	3	0	0
	El Paso	0	1	7.11	3	3	0	0	0	12.2	20	13	10	2	0	6	0	9	3	0
	SAN DIEGO	5	6	5.89	13	13	0	0	0	73.1	79	49	48	12	1	35	2	54	5	0
2017	Norfolk	0	0	3.10	12	1	0	0	2	104.1	20	7	7	1	2	10	0	17	2	0
	Baltimore	0	0	7.20	3	0	0	0	0	5.0	11	7	4	2	0	4	0	2	0	0
	Syracuse	2	0	0.44	5	4	0	0	0	20.1	9	1	1	0	1	10	0	22	0	0
	WASHINGTON	5	6	5.07	13	13	0	0	0	71.0	75	46	40	18	0	25	2	58	3	0
AL Totals		43	44	4.35	153	126	3	2	0	796.1	854	420	385	89	13	321	11	600	37	4
NL Totals		55	76	4.82	224	162	2	1	1	1004.0	1060	597	549	125	21	389	27	788	60	3
ML Totals		98	120	4.67	377	288	5	3	1	1800.1	1914	1017	934	214	34	710	38	1388	97	7

CAREER TRANSACTIONS

2001 — Selected by the Los Angeles Dodgers organization in the 6th round of the First-Year Player Draft. **2004** — On the disabled list, July 9 to Sept. 6; included rehabilitation assignment to Las Vegas, Aug. 18 to Sept. 6. **2006** — Traded to the Tampa Bay Rays with pitcher Chuck Tiffany for pitchers Danyis Baez and Lance Carter and a player to be named later (catcher Ryder Mathias), Jan. 14. **2008** — On suspended list, June 22 to 27. Traded to the Detroit Tigers for outfielder Matt Joyce, Dec. 11. **2009** — Traded to the Arizona Diamondbacks as part of a three-team trade, in which the Tigers sent outfielder Curtis Granderson to the New York Yankees, the Yankees sent pitcher Phil Coke and outfielder Austin Jackson to the Tigers and pitcher Ian Kennedy to the Diamondbacks and the Diamondbacks sent pitchers Max Scherzer and Daniel Schlereth to the Tigers, December 8. **2010** — Traded to the Chicago White Sox for pitchers Daniel Hudson and David Holmberg, July 30. **2011** — Traded to the Toronto Blue Jays with outfielder Mark Teahen for pitchers Jason Frasor and Zach Stewart, July 27. Traded to the St. Louis Cardinals with pitchers Octavio Dotel and Marc Rzepczynski and outfielder Corey Patterson for infielder/outfielder Colby Rasmus and pitchers P.J. Walters, Brian Tallet and Trevor Miller, July 27. Elected free

agency, October 30. **2012** — Signed by the Washington Nationals, Feb. 2. Traded to the Chicago White Sox for pitchers Daniel Hudson and David Holmberg, July 30. Elected free agency, Oct. 29. **2013** — Signed by the Chicago Cubs, Jan. 2. **2014** — On the disabled list, Aug. 21 to Sept. 18. **2015** — Released, July 27; signed by the Atlanta Braves, Aug. 14. Elected free agency, Nov. 2. **2016** — Signed by Miami, Jan. 13. On the disabled list, April 18 to May 19; included rehabilitation assignment to Jupiter, May 14 to 19. Released, June 2; signed by the San Diego Padres to a minor league contract, June 20. Elected free agency, Nov. 3. **2017** — Signed by the Baltimore Orioles to a minor league contract, April 5. Elected free agency, June 13; signed by the Washington Nationals to a minor league contract, June 16. Elected free agency, Nov. 2. **2018** — Signed by the Washington Nationals to a minor league contract, Jan. 9. Released, June 1; signed by the Oakland Athletics to a minor league contract, June 6.

DIVISION SERIES RECORD

Year	Club/Opp.	W	L	ERA	G	GS	CG	SHO	SV	IP	H	R	ER	HR	HB	BB	IBB	SO	WP	BK
2011	STL vs. PHI	1	0	3.00	1	1	0	0	0	6.0	5	2	2	0	0	1	0	4	0	0
2012	WSH vs. STL	0	1	7.50	2	1	0	0	0	6.0	9	5	5	1	0	3	0	6	0	0
Totals		1	1	5.25	3	2	0	0	0	12.0	14	7	7	1	0	4	0	10	0	0

LEAGUE CHAMPIONSHIP RECORD

Year	Club/Opp.	W	L	ERA	G	GS	CG	SHO	SV	IP	H	R	ER	HR	HB	BB	IBB	SO	WP	BK
2008	TB vs. BOS	0	0	0.00	2	0	0	0	0	2.1	0	0	0	0	0	2	0	4	0	0
2011	STL vs. MIL	0	0	8.53	2	2	0	0	0	6.1	11	6	6	4	0	1	0	5	0	0
Totals		0	0	6.23	4	2	0	0	0	8.2	11	6	6	4	0	3	0	9	0	0

WORLD SERIES RECORD

Year	Club/Opp.	W	L	ERA	G	GS	CG	SHO	SV	IP	H	R	ER	HR	HB	BB	IBB	SO	WP	BK
2008	TB vs. PHI	0	0	4.50	1	0	0	0	0	2.0	2	1	1	1	0	1	1	1	0	0
2011	STL vs. TEX	0	1	5.06	1	1	0	0	0	5.1	3	3	3	0	0	7	0	3	0	0
Totals		0	1	4.91	2	1	0	0	0	7.1	5	4	4	1	0	8	1	4	0	0

ALL-STAR GAME RECORD

Year	Club/Site	W	L	ERA	G	GS	CG	SHO	SV	IP	H	R	ER	HR	HB	BB	IBB	SO	WP	BK
2009	NL/STL	0	0	0.00	1	0	0	0	0	1.0	0	0	0	0	0	0	0	0	0	0

JACKSON'S CAREER BESTS

Low Hit Complete Game: 0, June 25, 2010 at Tampa Bay
Innings Pitched: 9.0 (six times), last: April 14, 2012 vs. Cincinnati
Strikeouts: 13, April 7, 2011 vs. Tampa Bay
Longest Winning Streak: 4 (three times), last: Aug. 25, 2011 to April 14, 2012
Longest Losing Streak: 8, April 9 to June 13, 2007
Longest Scoreless Streak: 20.0, May 8 to 18, 2008

**LEFT-HANDED PITCHER****Height/Weight:** 6-2 / 205**Bats/Throws:** Right / Left**Birthdate:** July 29, 1989**Opening Day Age:** 28**Birthplace/Resides:** Springfield, Illinois / Virginia, Illinois**Major League Service:** 27 days**Obtained:** Signed to a minor league contract, December 6, 2017.**Contract Status:** First year of a one-year contract through 2018**NON-ROSTER INVITEE****CAREER HIGHLIGHTS**

Signed by the A's to a minor league deal following the 2017 season and Oakland will be his fifth organization...played for the Cubs (2010-16), Marlins (2016), Rangers (2016) and Diamondbacks (2017) and is 59-50 with a 3.66 ERA (379 er in 932.2 ip) in 196 career appearances, including 144 starts, in eight professional seasons...also pitched in four games in the majors with the Cubs in 2014 and compiled a 1.88 ERA in four games, including one start...tossed a no-hitter Aug. 6, 2013...was named Pitcher of the Year at Peoria in 2011.

2017 HIGHLIGHTS

Began the season at Double-A Jackson and went 0-0 with a 1.50 ERA in one start before he was transferred to Triple-A Reno April 12...spent the remainder of the season with the Aces and was 8-8 with a 4.21 ERA in 28 games, 21 starts...combined with both clubs for a 4.09 ERA...his 29 games pitched were his most ever as a minor leaguer (had 26 games with Iowa and four games with the Chicago Cubs in 2014)...ranked fourth in the Pacific Coast League in ERA (4.21) and fifth in opponents batting average (.267)...was ninth in the Diamondbacks farm system in ERA (4.09)...allowed a .267 opponents batting average with Jackson and Reno, including .251 (93-for-370) by right-handed hitters and .299 (52-for-174) by left-handers...surrendered seven of his 13 home runs to lefties for a .500 slugging percentage...had a .359 slugging percentage against righties...his opponents batting average increased to .279 with runners in scoring position...opponents were 5-for-14 (.357) with a grand slam and 13 RBI with the bases loaded...yielded a .227 batting average and .287 on-base percentage to batters leading off an inning...was 7-4 with a 4.57 ERA in 17 games, 15 starts, at the All-Star Break...then went 1-4 with a 3.29 ERA in 12 games, seven starts, after the break...was 6-4 with a 4.53 ERA in 18 games at home, 2-4 with a 3.23 ERA in 11 contests on the road...compiled a 2-3 record and a 5.86 ERA in nine day games compared to 6-5 with a 3.32 ERA in 20 contests at night...was 8-8 with a 4.36 ERA in his 22 starting assignments...had a 1.42 ERA in seven relief appearances and did not allow a home run in 12.2 innings...stranded all three of his inherited runners...compiled a 4.81 ERA over innings one through five...had a 1.48 ERA from the sixth inning on...opponents were successful in 9-of-15 (60.0%) stolen base attempts with him on the mound...went 0-for-19 with two walks and 14 strikeouts as a hitter...his teams were 12-10 (.545) in his starting assignments...tossed at least five innings in 20 of his 22 starts

MINORS: Started the season at Jackson and had a no decision in the Generals 8-7, 10-inning loss to Birmingham April 8 (6.0 ip, 6 h, 1 r, 1 er, 6 so, 1 hr)...was transferred to Reno April 12 and spent the remainder of the season with the Aces...had two starts and two relief appearances in April at Triple-A and logged an 8.53 ERA...had season highs in runs (9), home runs (3) and walks (4) April 30 against Fresno but had a no decision in an 11-10 win...won each of his first three starts in May (4.91 ERA) but then lost three consecutive starts from May 24 to June 3 (9.60 ERA, .382 opponents batting average)...that was his longest losing streak of the season...yielded seven runs on a season-high 12 hits in 5.0 innings in an 11-3 loss to Sacramento May 29...tossed a season-high 7.0 scoreless innings in a no decision at Tacoma June 8...it was his first of five outings with 7.0 innings...then won four consecutive starts from June 14 to July 2 for his longest winning streak of the season...compiled a 1.46 ERA and .176 opponents batting average during the streak...did not allow a run in back-to-back starts on June 25 against Tacoma and July 2 at El Paso as part of

a 16.2-inning scoreless streak from June 19 to July 8...made five consecutive relief appearances from July 14 to 25 (9.0 ip, 6, h, 1 r, 1 er, 3 bb, 3 so) before returning to the starting rotation for good July 30...went 1-4 with a 3.77 ERA over his final seven starts...was 1-1 with a 1.82 ERA and .205 opponents batting average in eight games including three starts, in July...combined on a three-hit shutout in a 4-0 win over Sacramento Aug. 16...tossed 7.0 innings, allowed two of the hits and struck out a season-high nine (1 bb).

CAREER

2016—Played for four different teams in three different organizations and was a combined 3-2 with a save and a 4.00 ERA in 27 games, including six starts...allowed a .291 opponents batting average, including .264 by left-handed hitters and .306 by right-handers...however, allowed three home runs in 87 at bats against lefties compared to two home runs in 160 at bats against righties...opponents hit .300 with runners in scoring position...was 1-2 with a 6.66 ERA in his six starts, 2-0 with a 2.96 ERA in 21 relief appearances...allowed 5-of-10 (50.0%) inherited runners to score...went 0-for-3 with a walk and two strikeouts as a hitter...began the season at Triple-A Iowa and was the losing pitcher in his only start on April 9 at Round Rock (4.1 ip, 11 h, 8 r, 8 er, 2 bb, 3 so, 2 hr)...was claimed off waivers by Miami April 13 and optioned to Triple-A New Orleans...went 2-0 with a save and a 2.64 ERA in 18 relief appearances with the Zephyrs...did not allow a run over a six-game stretch from April 25 to May 24 (10.0 ip, 8 h, 6 bb, 6 so)...was on the disabled list from May 7 to 14 with a back strain...was 1-0 with a 1.98 ERA in eight games in June before he was transferred to Double-A Jacksonville June 29...pitched once for the Suns, a start and no decision on July 1 against Tennessee (4.0 ip, 2 h, 5 so)...the five strikeouts were a season-high...was traded to the Texas Rangers for Pedro Ciriaco July 8 and was assigned to Triple-A Round Rock...compiled a 1-1 record and a 4.13 ERA in seven games, including four starts, with the Express...tossed a season-high 5.0 innings in back-to-back starts July 23 at Colorado Springs and July 29 against Omaha...was on the disabled list from Aug. 4 to 16 with a strained right calf...tossed 5.0 scoreless innings for the win in his final outing of the season, a start on Sept. 3 against Memphis (2 h, 2 bb, 2 so).

2015—Went 5-4 with a 4.37 ERA in just 14 starts with Iowa, missing more than two months of the season with injuries...made three rehab outings with rookie league Mesa, posting a 0.79 ERA...was placed on the seven-day disabled list, April 17, with a left hand injury and reinstated, April 28...was again placed on the seven-day disabled list, June 10, with a right abdomen strain...was not reinstated until August 13...made three-straight quality starts with Iowa, May 4-15, going 2-1 with a 1.50 ERA during that stretch...lefties batted .270 off the southpaw while righties batted .296...earned Pacific Coast League Pitcher of the Week honors for August 24-30...allowed just one hit and no runs in 6.0 innings, August 24 vs. Fresno, collecting the win in the Cubs 9-0 shutout win...in his following start, he tossed a 7.0-inning complete game, August 29 vs. Sacramento, allowing one run on five hits in the I-Cubs 5-1 victory.

2014—Was a September call-up to the Cubs and made his Major League debut...recorded a 1.88 ERA in four games (one start) for Chicago following a strong Triple-A campaign with Iowa...selected from Triple-A Iowa, Sept. 2, and made his big league debut, Sept. 7 vs. Pittsburgh...allowed one run in 4.1 innings out of the bullpen...became the first Cub to allow one or fewer earned runs in at least 4.1 relief innings in his ML debut since Ben Johnson, Sept. 6, 1959 at the Dodgers (game 2)...made his first career start, Sept. 26 in Milwaukee...allowed two runs (one earned) in 4.0 innings, walked four and struck out two in the team's 6-4 win...went 9-10 with a 3.58 ERA and a complete game shutout in 26 starts for Iowa...struck out 143 batters and walked 31...his strikeouts ranked second in the Pacific Coast League, his 158.1 innings ranked third and his 3.58 ERA ranked fifth...his 1.17 WHIP and 1.76 walks per 9.0 innings pitched were fourth-lowest in the league...tossed a 7.0-inning complete game shutout July 30 at New Orleans...allowed just three hits, walked one and struck out six...posted a 2-0 record and a 1.78 ERA in five July starts...was 4-2 with a 2.16 ERA in his final 10 starts with Iowa, July 4-Aug. 25.

2013—Spent the entire campaign with Double-A Tennessee, going 11-13 with a 3.42 ERA and 137 strikeouts in 27 games (26 starts)...set minor league career marks in wins, complete games (two) and innings...led the Southern League with 160.2 innings pitched...led the Cubs farm system and ranked second in the SL in strikeouts...named the Cubs Organizational Minor League

Pitcher of the Month for April, going 3-1 with a 1.84 ERA in five starts for the Smokies...struck out a season-high nine hitters in 6.0-scoreless innings of work en route to picking up the win, July 4 vs. Huntsville...landed on Tennessee's seven-day DL, July 29-Aug. 6, after spraining his cervical spine...in his first start off the DL, he tossed a no-hitter as Tennessee blanked host Jacksonville, 10-0 on Aug. 6...of the 13 balls put into play, nine were groundouts and four fly outs...it marked Tennessee's first no-hitter since Mark Holliman accomplished the feat in a 7.0-inning, 3-0 victory against Huntsville in 2007...went 2-for-4 with a walk, a run scored and a RBI at the dish...it marked the Smokies' first 9.0-inning no-hitter since Scot Elam in 1985...was named the Southern League Pitcher of the Week for the period of Aug. 5-11.

2012—Split the season between Single-A Daytona and Double-A Tennessee, going 10-6 with a 3.11 ERA and 115 strikeouts in 27 games (26 starts)...began the season at Daytona, going 3-4 with a 3.48 ERA in nine starts before being promoted to Tennessee in late May...was named the Florida State League Player of the Week for May 7-13, going 2-0 while tossing 13.0-scoreless innings in two starts...punched out a season-high 11 hitters in 7.0-scoreless innings of work, May 6 vs. Jupiter...went 7-2 with a 2.91 ERA in 18 games (17 starts) with the Smokies...was 3-0 with a 1.42 ERA in his first five starts with Tennessee...tossed his first-career complete game, July 30 vs. Pensacola, allowing three runs on five hits in 7.0 innings.

2011—Spent majority of the campaign with Single-A Peoria before earning an August promotion to the Double-A level for the first time...was named the Peoria Chiefs Pitcher of the Year by the organization...combined to go 10-3 with a 3.09 ERA and 118 strikeouts in 28 games (14 starts) with Peoria and Tennessee in his first full pro season...allowed 13 home runs while walking only 41 hitters in 134.0 innings...began the season in relief with Peoria before transitioning into a starter in June...went 7-0 with one save and a 3.20 ERA in 14 relief appearances...went 2-3 with a 2.74 ERA in 11 starts with the Chiefs...was promoted to Tennessee, Aug. 16...went 1-0 with a 4.11 ERA in three starts before going on the DL Aug. 31 with a left shoulder strain...missed the remainder of the season.

2010—Went 2-3 with a 6.88 ERA and 31 strikeouts in 15 games (seven starts) with Rookie League Mesa and Single-A Boise in his first professional season.

PERSONAL/MISCELLANEOUS

Eric Spenser Jokisch was originally signed by Stan Zielinski...graduated from Virginia (IL) High School in 2007...attended Northwestern University, where he was a 2010 First-Team All-Big Ten selection, the 2008 All Big Ten Freshman of the Year and a Louisville Slugger Freshman All-American.

LIFETIME PITCHING RECORD

Year	Club	W	L	ERA	G	GS	CG	SHO	SV	IP	H	R	ER	HR	HB	BB	IBB	SO	WP	BK
2010	AZL Cubs	0	0	0.00	1	0	0	0	0	1.0	0	0	0	0	0	0	0	3	0	0
	Boise	2	3	7.08	14	7	0	0	0	34.1	46	29	27	6	1	23	0	28	4	0
2011	Peoria	9	3	2.96	25	11	0	0	1	118.2	106	41	39	13	3	32	0	103	2	4
	Tennessee	1	0	4.11	3	3	0	0	0	15.1	16	8	7	0	1	9	0	15	1	0
2012	Daytona	3	4	3.48	9	9	0	0	0	54.1	55	24	21	4	3	16	0	52	0	0
	Tennessee	7	2	2.91	18	17	1	0	0	105.0	86	35	34	7	4	33	0	63	0	0
2013	Tennessee	11	13	3.42	27	26	2	1	0	160.2	144	71	61	14	3	54	1	137	3	0
2014	Iowa	9	10	3.58	26	26	1	1	0	158.1	155	76	63	12	4	31	0	143	4	1
	CHICAGO (NL)	0	0	1.88	4	1	0	0	0	14.1	18	6	3	3	0	4	0	10	0	0
2015	Iowa	5	4	4.37	14	14	1	0	0	70.0	81	41	34	6	1	23	2	39	2	0
	AZL Cubs	1	1	0.79	3	3	0	0	0	11.1	13	4	1	0	0	3	0	8	3	0
2016	Iowa	0	1	16.62	1	1	0	0	0	4.1	11	8	8	2	1	2	0	3	1	0
	New Orleans	2	0	2.64	18	0	0	0	1	30.2	33	11	9	1	1	14	0	19	0	0
	Jacksonville	0	0	0.00	1	1	0	0	0	4.0	2	0	0	0	1	0	0	5	0	0
	Round Rock	1	1	4.13	7	4	0	0	0	24.0	26	14	11	2	0	8	0	15	0	0
2017	Jackson	0	0	1.50	1	1	0	0	0	6.0	6	1	1	1	0	0	0	6	0	0
	Reno	8	8	4.21	28	21	0	0	0	134.2	139	70	63	12	1	42	0	91	3	0
ML Totals		0	0	1.88	4	1	0	0	0	14.1	18	6	3	3	0	4	0	10	0	0
Minor League Totals		59	50	3.66	196	144	5	2	2	932.2	919	433	379	80	24	290	3	730	23	5

CAREER TRANSACTIONS

2007 — Selected by the Cleveland Indians organization in the 39th round of the First-Year Player Draft, did not sign. **2010** — Selected by the Chicago Cubs organization in the 11th round of the First-Year Player Draft. **2016** — Claimed off waivers by the Miami Marlins, April 13. Traded to the Texas Rangers for infielder Pedro Ciriaco, July 8. Elected free agency, November 7. **2017** — Signed by the Arizona Diamondbacks to a minor league contract, February 8. Elected free agency, November 6; signed by the Oakland Athletics to a minor league contract, December 6.

JOKISCH'S CAREER BESTS

Low Hit Complete Game: None

Innings Pitched: 4.1, September 7, 2014 vs. Pittsburgh

Strikeouts: 4, September 7, 2014 vs. Pittsburgh

Pitches: 86, September 26, 2014 at Milwaukee

Longest Winning Streak: None

Longest Losing Streak: None

Longest Scoreless Streak: 4.2, September 7 to 14, 2014

HOW THE A'S WERE BUILT

July 2, 2010	Renato Núñez signed as a non-drafted free agent
Dec. 28, 2011	Raul Alcántara acquired from Boston with Miles Head and Josh Reddick for Andrew Bailey and Ryan Sweeney
June 4, 2012	Matt Olson selected as a compensation pick following the 1st round of the First-Year Player Draft
June 5, 2012	Bruce Maxwell selected in the 2nd round of the First-Year Player Draft
June 6, 2012	Ryan Dull selected in the 32nd round of the First-Year Player Draft
June 6, 2013	Chad Pinder selected in the Competitive Balance Round B of the First-Year Player Draft
June 8, 2013	Lou Trivino selected in the 11th round of the First-Year Player Draft
June 5, 2014	Matt Chapman selected in the 1st round of the First-Year Player Draft
June 5, 2014	Daniel Gossett selected in the 2nd round of the First-Year Player Draft
Nov. 28, 2014	Franklin Barreto and Kendall Graveman acquired from Toronto with Brett Lawrie and Sean Nolin for Josh Donaldson
Dec. 9, 2014	Chris Bassitt, Josh Phegley and Marcus Semien acquired with Rangel Ravelo from Chicago (AL) for Jeff Samardzija and Michael Ynoa
Dec. 11, 2014	Mark Canha acquired from Colorado for Austin House and cash considerations
June 21, 2015	Jake Smolinski claimed off waivers from Texas
July 23, 2015	Daniel Mengden acquired from Houston with Jacob Nottingham for Scott Kazmir
July 28, 2015	Sean Manaea acquired from Kansas City with Aaron Brooks for Ben Zobrist and cash considerations
Sept. 10, 2015	Daniel Coulombe acquired from Los Angeles (NL) for cash considerations
Nov. 20, 2015	Liam Hendriks acquired from Toronto for Jesse Chavez
Nov. 25, 2015	Jed Lowrie acquired from Houston for Brendan McCurry
Feb. 12, 2016	Khris Davis acquired from Milwaukee for Bubba Derby and Jacob Nottingham
Mar. 13, 2016	Andrew Triggs claimed off waivers from Baltimore
Aug. 1, 2016	Jharel Cotton and Frankie Montas acquired from Los Angeles (NL) with Grant Holmes for Rich Hill and Josh Reddick
Nov. 12, 2016	Paul Blackburn acquired from Seattle for Danny Valencia
Nov. 30, 2016	Matt Joyce signed as a free agent
Jan. 20, 2017	Santiago Casilla signed as a free agent
July 16, 2017	Blake Treinen acquired from Washington with Sheldon Neuse and Jesus Luzardo for Sean Doolittle and Ryan Madson
July 31, 2017	Dustin Fowler and Jorge Mateo acquired from New York (AL) with James Kaprielian for Sonny Gray and \$1.5 million international bonus slot cash
Aug. 4, 2017	Dustin Garneau claimed off waivers from Colorado
Aug. 6, 2017	Boog Powell acquired from Seattle for Yonder Alonso
Aug. 15, 2017	Chris Hatcher acquired from Los Angeles (NL) for international slot money
Nov. 15, 2017	Emilio Pagan acquired from Seattle with Alexander Campos for Ryon Healy
Nov. 20, 2017	Ramon Laureano acquired from Houston for Brandon Bailey
Dec. 7, 2017	Yusmeiro Petit signed as a free agent
Dec. 14, 2017	Stephen Piscotty acquired from St. Louis for Yairo Muñoz and Max Schrock
Jan. 29, 2018	Ryan Buchter, Brandon Moss and cash acquired from Kansas City for Heath Fillmyer and Jesse Hahn

**OUTFIELDER****Height/Weight:** 6-2 / 200**Bats/Throws:** Left / Right**Birthdate:** August 3, 1984**Opening Day Age:** 33**Birthplace/Resides:** Tampa, Florida / Tampa, Florida**Major League Service:** 8 years, 123 days**Obtained:** Signed as a free agent, November 30, 2016**Contract Status:** Second year of a two-year contract through 2018**CAREER HIGHLIGHTS**

Has played for five teams in 10 seasons in the majors and is a .243 career hitter with 131 home runs and 444 RBI in 1099 games with Detroit (2008), Tampa Bay (2009-14), the Los Angeles Angels (2015), Pittsburgh (2016) and Oakland (2017)...hit a career-high 25 home runs in his first season with the A's...set a Major League record with 21 pinch walks in 2016 with Pittsburgh...was named to the American League All-Star team in 2011 with Tampa Bay...was originally selected by Detroit in the 12th round of the 2005 draft and made his Major League debut in 2008...was traded to Tampa Bay following the season and spent six seasons with the Rays before he was dealt to Los Angeles (AL) after the 2014 season...spent one season with the Angels and Pirates before signing a two-year deal with the A's following the 2016 season.

2017 HIGHLIGHTS

Signed a two-year deal with the A's following the 2016 season and hit a career-high 25 home runs in his 10th season in the majors...also had career bests in at bats (469), runs (78), doubles (33), walks (66), extra base hits (58) and strikeouts (113) and matched his high in games played (141)...was batting .225 with 18 doubles, 13 home runs and 39 RBI in 95 games through the end of July (.408 slugging percentage)...then hit .278 with 15 doubles, 12 home runs and 29 RBI over his final 46 games (.601 slugging percentage)...batted .243 overall and his .473 slugging percentage was his best in six years...hit .253 (101-for-399) with 24 of his 25 home runs against right-handed pitching, .186 (13-for-70) against left-handers...made 109 of his 123 starts (88.6%) against right-handers...over the last five years, he has made 444 of his 470 starts (94.5%) in games started by a right-hander...is a .252 (676-for-2681) career hitter with 120 of his 131 home runs against righties, .185 (83-for-448) against lefties...batted .292 during the day, .216 at night...tied for eighth in the American League in sacrifice flies (7) and ranked 10th in pitches per plate appearance (4.17)...had a .168 batting average with runners in scoring position, which was third lowest in the AL and fifth lowest in Oakland history...had a .114 average with RISP and two outs...was 4-for-11 (,.364) with a grand slam and 12 RBI with the bases loaded and is a .358 (24-for-67) career hitter with the bases full...started 103 games in right field, 18 in left field, one in center field and one at designated hitter...committed a career-high seven errors for a .973 fielding percentage...had the third lowest fielding percentage among outfielders in the AL and tied for the third most errors...his fielding percentage was the lowest by an A's outfielder since Chris Singleton had a mark of .969 in 2003...all seven of his errors came as a right fielder, which are the most by an A's right fielder since Ruben Sierra had nine in 1994...went 2-for-14 (.143) with a double and six strikeouts as a pinch hitter...now has a .193 (34-for-176) career average in the pinch...started games at every spot in the batting order except clean-up, including a team-leading 54 in the leadoff spot.

OAKLAND: Hit .157 over his first 17 games through April 25...went 14-for-54 (.259) over a 15-game stretch from April 26 to May 14 to lift his average to .210 but then hit .169 over his next 22 games through June 11...committed his first error of the season May 24 against Miami...it was his first miscue since May 30, 2015, snapping a 130-game errorless streak as an outfielder...played in his 1,000th career game May 28 at New York (AL)...hit his fifth career grand slam June 4 against Washington, his first in over five years (May 25, 2012 at Boston...had four RBI for his 13th career game of four or more RBI (now has 14)...it was the first time his team lost one of those games...was batting .194 before hitting safely in 14 of 15 games from June 13-29 (18-for-52,

.346) to boost his average to .230...led off the game with a home run June 17 against New York (AL)...it was his first since Sept. 24, 2013, also against the Yankees...it was the first of four times he led off the game with a home run (July 22 at New York-NL, Aug. 9 vs. Seattle, Aug. 15 vs. KC)...the four leadoff home runs are tied for seventh most in Oakland history in one season but they are tied for fifth on the Oakland career list...has now led off the game with a home run eight times in his career...had his best single-month batting average in June when he batted .286 in 25 games...was on the suspended list from Aug. 5-6 and missed two games...homered off Richard Bleier Aug. 13 against Baltimore for his first home run off a lefty since June 4, 2016 against Los Angeles (AL)...that was also his last RBI against a lefty...that began a 25-game stretch through Sept. 15 where he batted .276 with nine home runs, 21 RBI and a .670 slugging percentage...batted .259 with nine doubles, seven home runs and 18 RBI in 22 games in August...the 16 extra base hits were his most ever in a month, the doubles and home runs matched his most and the RBI were his most since he had 19 in May of 2012...made his fifth career start in center field Sept. 2 at Seattle, his first since May 31, 2009...tied an Oakland record with three doubles on Sept. 27 at Seattle (27th time, previous: Coco Crisp on Aug. 14, 2015 at Boston).

CAREER

2016—Signed a minor league contract with Pittsburgh on Feb. 20 and spent the entire season with the Pirates, batting .242 with 13 home runs and 42 RBI in 140 games...added 59 walks for a career-high .403 on-base percentage...the on-base percentage was fourth best in the National League among players with 250 or more plate appearances...also had a career-high .866 OPS...21 of his walks came as a pinch hitter, which set a Major League record for most walks by a pinch hitter...broke the previous mark of 20 held by Matt Franco (1999 Mets) and Greg Norton (2009 Braves)...went 13-for-59 (.220) with four home runs, 15 RBI and a .452 on-base percentage in the pinch...in addition to walks, he also led ML pinch hitters in RBI, tied for the lead in home runs and ranked second with 81 plate appearances (Gosselin, ARI 83)...the RBI fell one short of Willie Stargell's club record of 16 set in 1982...they were the most by any pinch hitter since Matt Downs also had 15 with Houston in 2011...the pinch plate appearances were the most by a Pirate since 1989 (John Cangelosi, 83)...made 44 of his 48 starts against right-handed pitching...hit .244 with 12 of his 13 home runs against right-handers compared to .235 against left-handers...batted .295 in 76 games before the All-Star Break, .176 in 64 games after the break...hit .265 with 10 of his 13 home runs in 70 games at home, .219 on the road...nine of his 13 home runs came with runners on base...nine came in the seventh inning or later...hit .350 with seven home runs and 21 RBI in the seventh inning...led the majors in RBI in the seventh inning and topped the NL in home runs...went 2-for-5 (.400) with the bases loaded...batted .321 with a .463 on-base percentage when leading off an inning...appeared in 43 games (30 starts) in right field and 26 games (14 starts) in left field...did not commit an error in 66 games (82 chances) overall as an outfielder...also went 5-for-14 (.357) in four starts at designated hitter...batted .247 with eight home runs and 26 RBI in 48 starts overall...started games at every spot in the batting order except ninth...saw his most action with 13 starts in the five spot and 11 hitting six...averaged a career-high 4.44 pitches per plate appearances, which was second highest in the NL among players with at least 250 plate appearances...pinch hit in each of his first six games of the season, going 0-for-3 with three walks and two strikeouts...his first two starts of the season came as the designated hitter on April 11 and 12 at Detroit...hit a pinch hit home run April 15 against Milwaukee...it was his second career pinch homer but his first of four in 2016...made his first start in the outfield two days later against the Brewers (right field) and was 3-for-4...went 6-for-10 (.600) with a double, two home runs, six RBI and three walks over an eight-game stretch from April 23 to May 1...went 3-for-3 with three walks as a pinch hitter over that span, including a home run April 29 against Cincinnati...hit .375 (11-for-29) with nine walks (.526 on-base percentage) in 23 games in April...added two doubles and three triples for a .759 slugging percentage...17 of his 38 plate appearances in the month came as a pinch hitter...hit his third pinch homer of the season May 4 against Chicago (NL)...had back-to-back multiple hit games May 16 and 17 at Atlanta (5-for-8, .625)...that gave him a .383 batting average, .508 on-base percentage and .745 slugging percentage over his first 34 games...then hit .206 with a .376 on-base percentage and .391 slugging percentage over his final 106 contests...his fourth and final pinch-hit home run came on June 4 against Los Angeles (AL) and it came off Greg Mahle...it was his first home run off a lefty since June 29, 2014 at Baltimore...hit his 100th career home run June 16 at New York (NL), a solo shot in the eighth inning off Bartolo Colón...that began a 15-game stretch through July 4 where he hit .351 with

a .442 on-base percentage...drove in a season-high four runs July 21 against Milwaukee...went 1-for-3 with a home run and three RBI on his 32nd birthday on Aug. 3 at Atlanta...finished August with a .179 batting average and then hit .122 in September.

2015—Spent his only season with Los Angeles (AL) after being acquired by the Angels in a trade with Tampa Bay during the offseason...hit .174 with five home runs and 21 RBI in 93 games in a season shortened by a one-month stint on the disabled list with a concussion...hit .186 against right-handed pitchers...was just 1-for-21 (.048) against lefties...had 18 of his 43 hits go for extra bases...made 64 appearances (58 starts) in left field and two appearances in right field...hit four of his five home runs during the month of May...homered in back-to-back games on May 27-28 and went deep three times in four games from May 27-30...was placed on the seven-day concussion disabled list July 27 and was transferred to the 15-day DL Aug. 10...began a rehab assignment with Triple-A Salt Lake Aug. 16...was returned from his rehab assignment and reinstated from the DL Sept. 1...hit .305 with five doubles, five home runs and 15 RBI in 27 games while playing for Gigantes del Cibao in the Dominican Winter League.

2014—Spent his sixth and final season with Tampa Bay...made 81 appearances in left field, 33 as the designated hitter and 15 in right field...recorded at least 15 doubles for the fifth straight season, joining Ben Zobrist as the only two Rays to accomplish the feat in those five seasons...finished tied for third in the American League in sacrifice flies (9)...set a Rays record April 25 at Chicago (AL) after drawing five walks in the game...was the first American League player to walk five times in a nine-inning game without an intentional walk since Rickey Henderson on July 30, 2000...homered twice and tied a club record with five hits while also producing 12 total bases on June 29 at Baltimore...recorded his second career walk-off hit September 1 against Boston, a bases-loaded single in the 10th inning.

2013—Hit 18 home runs, which ranked second among Tampa players behind Evan Longoria...made 109 of his 112 starts against right-handed pitchers...his other three starts came against Boston southpaw Jon Lester...hit .246 with 16 of his 18 home runs off righties, .164 against lefties...batted in every spot in the lineup except eighth...started in the one spot 27 times and led off the game with a home run three times...reached base safely in 31 straight starts from April 15 to June 4...hit his first career walk-off home run April 3 against Baltimore (off Tommy Hunter)...accounted for the only run with a solo homer in 1-0 victory over Oakland April 20...homered in three consecutive games from April 28 to May 1...tied his career high with five RBI and three extra base hits May 18 at Baltimore...hit .350 with 11 extra base hits in 25 games during the month of August...went 0-for-8 with four strikeouts in four ALDS games (one start) against Boston.

2012—Hit .241 with 17 home runs and 59 RBI in 124 games in his second full season...made 115 starts (78 in right field, 33 in left field, four at designated hitter)...hit .287 against starting pitchers, .156 against relievers...was Tampa Bay's Opening Day starter in left field...hit two grand slams in a span of six days on May 19 against Atlanta and May 25 at Boston...was placed on the 15-day disabled list retroactive to June 20 with a left external oblique strain...hit .279 before the injury and .202 in 62 games after returning to action...was reinstated from the DL on July 17...hit safely in a career-high 12 straight games from July 29 to Aug. 13...entered the game on Sept. 29 at Chicago (AL) as a pinch hitter and later hit a solo home run in addition to a three-run shot...became the first Rays player to hit two home runs in a game he didn't start and the first American League player with two home runs and four RBI as a sub since Minnesota's Matt LeCroy on Sept. 13, 2002.

2011—Was named to the American League All-Star team during first full season in the Majors with Tampa Bay...went 13-for-14 (92.9%) in stolen base attempts, which was the second best percentage in the AL (min. 10 SBA)...hit .414 in May, which was the second highest average in any month by a player in Rays history...led the majors in hitting as late as June 2 with a highwater mark of .377 on May 27...had two triples, both in the same game on May 20 at Florida...hit .290 with 20 doubles, two triples, 12 home runs and 41 RBI before the All-Star break...elected by the players to the All-Star Game...entered the game in the sixth inning as a defensive replacement for left fielder Josh Hamilton and went 1-for-2 with a ninth inning single...connected off Justin Verlander for his first career leadoff home run on Aug. 22 against Detroit...started all four games

in right field in the ALDS against Texas and went 3-for-15 (.200) with a double, homer and four RBI...homered off Derek Holland in Game 2 on Oct. 1 at Texas.

2010—Was placed on the 15-day disabled list in spring training with a right elbow strain...began a rehab assignment with Durham on April 8...was returned from rehab April 15...began a rehab assignment with Single-A Charlotte May 18...was reinstated from the DL and optioned to Triple-A Durham May 31...was recalled by Tampa Bay June 25 and collected 40 RBI after his promotion...all 10 of his home runs and 37 of his RBI came against right-handed pitching...hit .262 against righties but was just 2-for-25 (.080) against southpaws...tied for second in the American League with seven pinch RBI...hit his first two career grand slams during the month of July...his first was a pinch hit blast in a tied game on July 3 at Minnesota and the second broke up a no-hit bid by Detroit's Max Scherzer on July 26...went 2-for-9 (.222) in the ALDS against Texas.

2009—Batted .188 with three home runs and seven RBI in 11 games over two stints with the Rays...made nine starts (four in center field, four in right field, one at designated hitter)...was Tampa Bay's Opening Day starting center fielder on April 7 at Boston...was optioned to Durham on April 12...was recalled by the Rays on May 31 and homered in his first two games back, going a combined 5-for-7 (.714) with five RBI...went hitless in his next six games (0-for-15) before being optioned back to Triple-A on June 11 for the remainder of the season...hit .273 with 35 doubles, 16 home runs, 66 RBI and 14 stolen bases for the Triple-A champion Bulls...finished tied for third among Tampa Bay minor leaguers in home runs...led Durham in runs scored (73) and walks (67).

2008—Finished ninth among American League rookies in home runs and slugging percentage and tied for ninth in triples...had his contract selected by Detroit May 5 and made his big league debut with a start that day in right field...recorded first Major League hit May 7 against Boston, a single off Julian Tavarez...connected off New York's Darrell Rasner for his first big league home run May 10...was named American League Player of the Week for the week of July 7-13 after hitting .409 (9-for-22) with four doubles, four home runs and six RBI...began the season with Triple-A Toledo...collected seven RBI on June 24 at Syracuse.

2007—Spent entire season with Double-A Erie...finished second on the team in doubles and home runs...led all Eastern League outfielders with 20 assists...was named the "Best Defensive Outfielder" in the Eastern League by *Baseball America*...was also ranked by the same publication as the seventh-best prospect and the "Best Defensive Outfielder" in the Tigers organization following the season.

2006—Spent entire season with Single-A West Michigan and hit .258 with 11 home runs and 86 RBI in 122 games...tied for third in the Midwest League in RBI.

2005—Spent first professional season with Oneonta and finished fourth in the New York-Penn League with a .332 batting average...named the Tigers Minor League Player of the Month for August after hitting .394 with 22 runs, four doubles, two triples, three home runs and 22 RBI in 25 games.

PERSONAL/MISCELLANEOUS

Matthew Ryan Joyce was originally signed by Tigers scout Steve Nichols...wife's name is Brittaney...they have a daughter, Kensington...is a 2002 graduate of Armwood (FL) High School...played baseball collegiately at Florida Southern College...earned All-Sunshine State Conference honors in 2004 as a sophomore with 11 home runs and 39 RBI in 58 games...played for Danbury in the New England Collegiate Baseball League during the summer of 2004, batting .309 with five home runs and 21 RBI.

LIFETIME PLAYING RECORD

Year	Club	AVG	G	AB	R	H	2B	3B	HR	RBI	SH	SF	HP	BB	SO	SB	CS	SLG	OBP	E
2005	Oneonta	.332	65	247	51	82	10	4	4	46	1	6	1	28	29	9	5	.453	.394	1
2006	West Michigan	.258	122	465	75	120	30	5	11	86	1	5	3	56	70	5	4	.415	.338	6
2007	Erie	.257	130	456	61	117	33	3	17	70	1	3	3	51	127	4	6	.454	.333	3
2008	Toledo	.270	56	200	36	54	13	2	13	41	0	1	2	24	62	2	3	.550	.352	0
	DETROIT	.252	92	242	40	61	16	3	12	33	0	2	2	31	65	0	2	.492	.339	4
2009	TAMPA BAY	.188	11	32	3	6	1	0	3	7	0	1	1	3	7	1	0	.500	.270	0
	Durham	.273	111	417	73	114	35	2	16	66	0	6	3	67	98	14	5	.482	.373	5
2010	Durham	.293	25	92	18	27	8	0	3	12	0	0	1	22	21	1	3	.478	.435	0
	Charlotte	.379	10	29	6	11	5	0	2	8	0	1	0	10	8	1	0	.759	.525	0
	TAMPA BAY	.241	77	216	30	52	15	3	10	40	0	3	2	40	55	2	2	.477	.360	3
2011	TAMPA BAY	.277	141	462	69	128	32	2	19	75	0	7	4	49	106	13	1	.478	.347	3
2012	TAMPA BAY	.241	124	399	55	96	18	3	17	59	1	1	6	55	102	4	3	.429	.341	2
	Durham	.000	1	2	0	0	0	0	0	0	0	0	0	1	0	0	1	.000	.333	0
	Charlotte	.250	2	8	2	2	1	0	0	2	0	0	0	1	1	0	0	.375	.333	0
2013	TAMPA BAY	.235	140	413	61	97	22	0	18	47	0	7	2	59	87	7	3	.419	.328	1
2014	TAMPA BAY	.254	140	418	51	106	23	2	9	52	0	9	4	62	111	2	5	.383	.349	3
2015	LOS ANGELES (AL)	.174	93	247	17	43	12	1	5	21	1	2	4	30	67	0	3	.291	.272	1
	Salt Lake	.333	11	36	3	12	1	0	2	6	0	1	1	5	9	0	0	.528	.419	0
2016	PITTSBURGH	.242	140	231	45	56	10	1	13	42	0	0	3	59	67	1	1	.463	.403	0
2017	OAKLAND	.243	141	469	78	114	33	0	25	68	0	7	2	66	113	4	1	.473	.335	5
AL Totals		.243	959	2898	404	703	172	14	118	402	2	39	27	395	713	33	20	.434	.335	22
NL Totals		.242	140	231	45	56	10	1	13	42	0	0	3	59	67	1	1	.463	.403	0
ML Totals		.243	1099	3129	449	759	182	15	131	444	2	39	30	454	780	34	21	.436	.340	22

CAREER TRANSACTIONS

2005 — Selected by the Detroit Tigers organization in the 12th round of the First-Year Player Draft. **2008** — Traded to Tampa Bay Rays for pitcher Edwin Jackson, December 10. **2010** — On the disabled list, March 26 to May 30; included rehabilitation assignments to Durham, April 8 to 14, and Charlotte, May 18 to 30. **2012** — On the disabled list, June 20 to July 16; included rehabilitation assignment to Durham, July 4, and Charlotte, July 15 to 16. **2014** — Traded to the Los Angeles Angels for pitcher Kevin Jepsen, December 16. **2015** — On the concussion disabled list, July 27 to Aug. 9. On the disabled list, Aug. 10 to 31; included rehabilitation assignment to Salt Lake, Aug. 16 to 31. Granted free agent, November 2. **2016** — Signed by the Pittsburgh Pirates to a minor league contract, February 20. Elected free agency, November 3; signed by the Oakland Athletics, November 30.

DIVISION SERIES RECORD

Year	Club/Opp.	AVG	G	AB	R	H	2B	3B	HR	RBI	SH	SF	HP	BB	SO	SB	CS	SLG	OBP	E
2010	TB vs. TEX	.222	4	9	0	2	0	0	0	0	0	0	0	4	1	0	0	.222	.222	0
2011	TB vs. TEX	.200	4	15	1	3	1	0	1	4	0	0	0	1	5	0	0	.467	.250	0
2013	TB vs. BOS	.000	4	8	0	0	0	0	0	0	0	0	0	4	0	0	0	.000	.000	0
Totals		.156	12	32	1	5	1	0	1	4	0	0	0	1	13	1	0	.281	.182	0

ALL-STAR GAME RECORD

Year	Club/Site	AVG	G	AB	R	H	2B	3B	HR	RBI	SH	SF	HP	BB	SO	SB	CS	SLG	OBP	E
2011	A.L./Ari.	.500	1	2	0	1	0	0	0	0	0	0	0	0	0	0	0	.333	.500	0

JOYCE'S CAREER BESTS

Hits: 5, June 29, 2014 at Baltimore

Home Runs: 2 (three times), June 29, 2014 at Baltimore; September 29, 2012 at Chicago (AL); August 19, 2008 at Texas

Runs Batted In: 5 (twice), last: May 18, 2013 at Baltimore

Stolen Bases: 2 (twice), last: July 18, 2012 vs. Cleveland

Hitting Streak: 12, July 29 to August 13, 2012

Hitless Streak (At Bats): 30, July 9, 2015 to April 8, 2016

Game Ending RBI: 2, September 1, 2014 vs. Boston (single); April 3, 2013 vs. Baltimore (home run)

Grand Slams: 5, June 4, 2017 vs. Washington (Shawn Kelley); May 25, 2012 at Boston (Jon Lester); May 19, 2012 vs. Atlanta (Randall Delgado); July 26, 2010 vs. Detroit (Max Scherzer); July 3, 2010 at Minnesota (Matt Guerrier)

Pinch-Hit Home Runs: 5, June 4, 2016 vs. Los Angeles-AL (Greg Mahle); May 4, 2016 vs. Chicago-NL (Adam Warren); April 29, 2016 vs. Cincinnati (J.J. Hoover); April 15, 2016 vs. Milwaukee (Jimmy Nelson); July 3, 2010 at Minnesota (Matt Guerrier)

Inside-The-Park Home Runs: None

Lead Off Home Runs: 8, August 15, 2017 vs. Kansas City (Jason Hammel); August 9, 2017 vs. Seattle (Yovani Gallardo); July 22, 2017 at New York-NL (Zack Wheeler); June 17, 2017 vs. New York-AL (Masahiro Tanaka); September 24, 2013 at New York-AL (Hiroki Kuroda); June 14, 2013 vs. Kansas City (Luis Mendoza); June 10, 2013 vs. Boston (John Lackey); August 22, 2011 vs. Detroit (Justin Verlander)

RIGHT-HANDED PITCHER**Height/Weight:** 6-2 / 237**Bats/Throws:** Right / Right**Birthdate:** April 26, 1984**Opening Day Age:** 33**Birthplace/Resides:** Louisville, Kentucky / Cleveland, Tennessee**Major League Service:** 8 years, 128 days**Obtained:** Acquired from Washington with cash for international slot money, August 5, 2018**Contract Status:** Third year of a three-year contract through 2018.**CAREER HIGHLIGHTS**

Was originally drafted by Seattle in 2007 and has pitched for the Mariners (2009-12), Yankees (2013-14), Padres (2015) and Nationals (2016-17) in nine seasons in the majors...had a career high seven saves in a career-high 67 appearances in his first season with Washington in 2016...made his first career postseason appearance in 2016, pitching two games for the Nationals in the NLDS...had "Tommy John" surgery on Sept. 1, 2010...made his Major League debut with Seattle in 2009 and was 5-4 with a 4.50 ERA in 41 relief appearances.

2017 HIGHLIGHTS

Went 3-2 with four saves and a 7.27 ERA in 35 relief appearances in a season that was interrupted by three stints on the disabled list...was out from May 2 to 11 with a back strain, June 17 to Aug. 16 with a back strain and Sept. 30 to Nov. 2 with loose bodies in his right elbow...missed 62 games while on the disabled list...his 26.0 innings were the fewest he has thrown since 2011...surrendered a career-high 12 home runs, an average of 4.15 per nine innings...had a .266 opponents batting average, which broke down to .196 (9-for-46) against left-handed hitters compared to .317 (20-for-63) against right-handers...earned his first of four saves on April 18 at Atlanta (0.2 ip)...picked up saves in three straight appearances on April 18, 20 and 21...was one of 11 different Nationals relievers to secure at least one save, most in the Major Leagues.

CAREER

2016—In his first season in Washington, Kelley ranked among National League relievers in strikeout-to-walk ratio (2nd, 7.27) and strikeouts per nine innings (4th, 12.4)...the 7.27 strikeout-to-walk ratio was the highest mark for a reliever in Nationals history (2005-present)...posted career marks in appearances (67), innings pitched (58.0), strikeouts (80), strikeouts per nine innings (12.4), strikeout-to-walk ratio (7.27), saves (7) and holds (14)...was 7-for-9 in save opportunities...walked just 11 batters in 58.0 innings...held opposing batters to a .155 average in 34 games at Nationals Park...did not allow an earned run across his first 19 appearances of the season...went 1-0 with four holds, 21 strikeouts, two walks and a .185 average from April 4 to May 20...posted a 0.00 ERA (10.2 ip) across his final 13 outings from Aug. 31 to the end of the season...struck out 11, walked two, allowed one hit during that stretch...appeared in his first career Postseason, pitching in Game 3 and Game 5 of the NLDS...struck out three in 1.2 innings of work to earn a hold in Washington's 8-3 win in Game 3.

2015—Went 2-2 with a 2.45 ERA and 63 strikeouts against just 15 walks...his 2.45 ERA and 1.091 walks and hits per innings pitched marks were his best since an injury-shortened 2011 season...his 4.20 strikeout-to-walk ratio was his best since 2009 (4.56), his rookie season...over his final 45 appearances, he went 2-0 with a 1.05 ERA and six holds, along with 54 strikeouts against just 10 walks and limited the opposition to a .184 batting average...his 1.05 ERA over that stretch was the best mark of any National League pitcher with at least 30.0 innings pitched...from July 30 through the end of the season, he allowed just one earned run over his final 21 appearances (15.1 IP), striking out 24 batters, allowing nine hits and walking eight...was particularly tough on right-handed batters, surrendering just two extra base hits while allowing them to post just a .218 average against on the season...from May 30 through the end of the year, he did not allow an extra-base hit to a right-handed batter, a stretch that spanned the final 98 right-handed hitters he faced...missed 13 games while on the 15-day disabled list from April 24th to May 8 with

a left calf strain...also missed 17 games in September after leaving the game on Sept. 1st against the Texas Rangers in the seventh inning with a right forearm strain.

2014—Made 59 relief appearances in his second season with the New York Yankees...went 3-6 with a 4.53 ERA...struck out 11.7 batters per nine innings...posted his first career save April 7 vs. Baltimore with a perfect ninth inning...placed on the 15-day DL from May 13 retroactive to May 7 with a strained lumbar spine...missed 31 games before he was reinstated June 11...allowed only one earned run 13 outings from July 5-Aug. 5, going 1-1 with a 0.69 ERA and 20 strikeouts against two walks and a .111 opponents average over that stretch.

2013—In his first season with the Yankees made 57 relief appearances, going 4-2 with a 4.39 ERA and 71 strikeouts against 23 walks...stranded 36 of his 40 inherited runners (90%)...his 11.9 strikeouts per nine innings was eighth-best among American League relievers...struck out a career-high six batters on May 10 at Kansas City, becoming the first Yankees reliever to fan six batters without allowing a baserunner since Ron Davis on May 4, 1981 at Angel Stadium...was acquired by the Yankees on Feb. 13 from Seattle.

2012—Enjoyed three Major League stints with the Seattle Mariners, posting a 3.25 ERA in 47 appearances...began the season with the Mariners before being optioned to Triple-A Tacoma April 3...recalled for a third and final stint on Sept. 4...averaged 9.1 strikeouts per nine innings...went 2-0 with six saves, a 0.90 ERA and 25 strikeouts in 14 outings with Tacoma.

2011—Missed much of the season recovering from right elbow surgery performed on Sept. 1, 2010...was reinstated from the 60-day DL Aug. 9 and optioned to Triple-A Tacoma...recalled Sept. 1 and made his season debut Sept. 2 at Oakland, his first Major League appearance since his Tommy John surgery...did not allow a run in 10 outings (12.2 ip) with the Mariners.

2010—Went 3-1 with a 3.96 ERA in 22 relief appearances for Seattle before having his season cut short due to injury...had season-ending “Tommy John” ligament replacement surgery on Sept. 1 performed by Dr. Lewis Yocum.

2009—Made his first career Opening Day roster with the Mariners out of Spring Training as a non-roster invitee...made his Major League debut April 10 at Oakland with a scoreless inning, striking out his first batter faced (Mark Ellis)...earned his first Major League win May 11 vs. Oakland tossing 2.1 perfect innings...was on the 15-day disabled list from May 6 to July 3 with a strained left oblique.

2008—Combined to go 3-1 with 15 saves and a 1.88 ERA between Single-A Wisconsin, Single-A High Desert and Double-A West Tennessee...tossed 14.0 consecutive scoreless innings from June 9-July 3, extending his scoreless streak to a season-high 26.0 innings between High Desert and West Tennessee...pitched for Lara in the Venezuelan Winter League after the season, going 2-1 with nine saves and a 3.68 ERA.

2007—Began his professional career with short-season Single-A Everett, going 1-0 with a 3.00 ERA in three outings before being promoted to Single-A Wisconsin on June 24 where he went 1-1 with a 2.25 ERA in nine relief outings.

PERSONAL/MISCELLANEOUS

Shawn Andrew Kelley was originally signed by Seattle scout Alvin Rittman...has two sons, Parker and Bryson...graduated from Ballard (KY) High School in June 2002...graduated from Austin Peay (TN) State University in June 2007...named 2007 Ohio Valley Conference Pitcher of the Year.

LIFETIME PITCHING RECORD

Year	Club	W	L	ERA	G	GS	CG	SHO	SV	IP	H	R	ER	HR	HB	BB	IBB	SO	WP	BK
2007	Everett	1	0	3.00	3	0	0	0	0	3.0	2	1	1	1	0	0	0	4	0	0
	Wisconsin	1	1	2.25	9	0	0	0	0	12.0	16	4	3	1	0	4	1	14	2	0
2008	Wisconsin	0	0	3.52	8	0	0	0	3	7.2	10	3	3	0	0	2	0	12	0	0
	High Desert	0	0	0.00	12	0	0	0	3	12.0	8	1	0	0	1	3	1	12	1	0
	West Tennessee	3	1	2.11	29	0	0	0	9	42.2	31	12	10	2	1	17	4	44	2	1
2009	SEATTLE	5	4	4.50	41	0	0	0	0	46.0	45	23	23	9	3	9	1	41	2	1
	AZL Mariners	0	0	0.00	2	2	0	0	0	2.0	0	0	0	0	0	0	0	3	0	0
	Tacoma	0	0	0.00	1	0	0	0	0	1.0	0	0	0	0	0	0	0	0	0	0
2010	SEATTLE	3	1	3.96	22	0	0	0	0	25.0	26	11	11	5	1	12	2	26	0	0
	Tacoma	0	0	4.91	3	0	0	0	1	3.2	1	2	2	0	0	3	0	6	0	0
2011	Jackson	0	1	0.00	3	2	0	0	0	3.0	4	3	0	0	1	0	0	3	1	0
	Tacoma	1	0	1.84	12	0	0	0	0	14.2	11	3	3	3	0	6	1	15	0	0
	SEATTLE	0	0	0.00	10	0	0	0	0	12.2	7	0	0	0	0	3	1	10	0	0
2012	SEATTLE	2	4	3.25	47	0	0	0	0	44.1	43	20	16	5	0	15	6	45	2	1
	Tacoma	2	0	0.90	14	0	0	0	6	20.0	9	2	2	0	0	4	0	25	1	0
2013	NEW YORK (AL)	4	2	4.39	57	0	0	0	0	53.1	47	28	26	8	0	23	2	71	8	0
2014	NEW YORK (AL)	3	6	4.53	59	0	0	0	4	51.2	45	26	26	5	1	20	4	67	3	0
	Trenton	0	0	0.00	1	1	0	0	0	0.2	0	0	0	0	0	1	0	2	0	0
	Scranton/W-B	0	0	0.00	1	1	0	0	0	1.0	1	0	0	0	0	0	0	0	0	0
2015	SAN DIEGO	2	2	2.45	53	0	0	0	0	51.1	41	18	14	4	0	15	4	63	0	0
	Lake Elsinore	0	0	0.00	1	1	0	0	0	1.0	0	0	0	0	0	1	0	2	0	0
	El Paso	1	0	0.00	2	0	0	0	0	3.0	0	0	0	0	0	1	0	2	0	0
2016	WASHINGTON	3	2	2.64	67	0	0	0	7	58.0	41	19	17	9	0	11	2	80	2	0
2017	WASHINGTON	3	2	7.27	33	0	0	0	4	26.0	29	21	21	12	1	11	1	25	2	0
	Syracuse	1	1	8.10	8	2	0	0	0	6.2	8	6	6	3	0	2	0	9	0	0
AL Totals		17	17	3.94	236	0	0	0	4	233.0	213	108	102	32	5	82	16	260	15	2
NL Totals		8	6	3.46	153	0	0	0	11	135.1	111	58	52	25	1	37	7	168	4	0
ML Totals		25	23	3.76	389	0	0	0	15	368.1	324	166	154	57	6	119	23	428	19	2

CAREER TRANSACTIONS

2007 — Selected by the Seattle Mariners organization in the 13th round of the First-Year Player Draft. **2009** — On the disabled list, May 6 to July 2; included rehabilitation assignments to Arizona Mariners, June 27 to 30 and Tacoma, July 1 to 2. **2010** — On the disabled list, June 16 to October 7; included rehabilitation assignment to Tacoma, Aug. 2 to 8. **2011** — On the disabled list, March 2 to Aug. 8; included rehabilitation assignments to Jackson, May 16 to 26, and Tacoma, July 27 to Aug. 8. **2013** — Traded to the New York Yankees for minor league outfielder Abraham Almonte, Feb. 13. **2014** — On the disabled list, May 7 to June 10; included rehabilitation assignments to Trenton, June 7 to 8, and Scranton/Wilkes-Barre, June 9 to 10. Traded to the San Diego Padres for minor league pitcher John Barbato, Dec. 29. **2015** — On the disabled list, April 23 to May 7; included rehabilitation assignments to Lake Elsinore, May 1 to 3, and El Paso, May 4 to 7. Elected free agency, Nov. 2; signed by the Washington Nationals, Dec. 11. **2017** — On the disabled list, May 2 to 11. On the disabled list, June 17 to Aug. 16; included rehabilitation assignment to Syracuse, July 29 to Aug. 16. On the disabled list, Sept. 30 to Nov. 2. **2018** — On the disabled list, April 24 to May 6; included rehabilitation assignment to Potomac, May 6. Traded to the Oakland Athletics with cash considerations for international slot money, Aug. 5.

DIVISION SERIES RECORD

Year	Club/Opp.	W	L	ERA	G	GS	CG	SHO	SV	IP	H	R	ER	HR	HB	BB	IBB	SO	WP	BK
2016	WAS vs. LA	0	0	0.00	2	0	0	0	0	1.2	1	0	0	0	0	0	0	3	0	0

KELLEY'S CAREER BESTS

Low Hit Complete Game: 0, June 25, 2010 at Tampa Bay
Innings Pitched: 2.1 (four times), last: May 10, 2013 at Kansas City
Strikeouts: 6, May 10, 2013 at Kansas City
Longest Winning Streak: 5, Sept. 10, 2016-May 13, 2017
Longest Losing Streak: 3 (three times), last: Sept. 15, 2014-April 22, 2015
Longest Scoreless Streak: 20.0, Sept. 22, 2015-May 20, 2016

LEFT-HANDED PITCHER

Height/Weight: 6-4 / 204

Bats/Throws: Left / Left

Birthdate: March 7, 1994

Opening Day Age: 24

Birthplace/Resides: Azua, Dominican Republic / Azua, Dominican Republic

Major League Service: 31 days

Obtained: Claimed off waivers from Cincinnati, March 4, 2018

Contract Status: First year of a one-year contract through 2018

CAREER HIGHLIGHTS

Made his Major League debut with Detroit in 2017 and compiled a 4.50 ERA in six relief appearances...is 18-34 with five saves and a 3.61 ERA (193 er in 481. ip) in 157 appearances, including 87 starts, in seven seasons in the minors...has a .227 (404-for-1782) opponents batting average but has issued 270 walks in 481.0 innings (5.05 per nine innings)...has surrendered just 22 home runs (0.41 per nine innings)...was used exclusively as a reliever for the first time in his career in 2017...pitched for the World team in the 2015 Futures Game...was a *Baseball America* Short Season All-Star in 2014 after leading the Northwest League with a 1.77 ERA and .188 opponents batting average...was named to the Appalachian League Postseason All-Star Team in 2013.

2017 HIGHLIGHTS

Had not pitched above Single-A entering the season and began the year at Single-A Lakeland in the Florida State League...made his Double-A debut with Erie and his Triple-A debut with Toledo and combined for a 1-1 record, four saves and a 2.17 ERA in 45 relief appearances before earning a September call-up to Detroit...logged a 4.50 ERA in six games in his Major League debut...held the opposition to a .200 batting average but walked seven batters in 6.0 innings for a .393 on-base percentage...also had five wild pitches...held right-handers to a .133 (2-for-15) batting average compared to .400 (2-for-5) against left-handers...yielded a .182 average with runners in scoring position...allowed 1-of-2 (50.0%) inherited runners to score...first batters faced were 2-for-4 (.500) with two walks...was recalled from Erie Sept. 1 and made his Major League debut that day against Cleveland (1.0 ip, 1 h)...his first strikeout came in his second outing on Sept. 3 against the Indians when he fanned Almonte to lead off the ninth...made three relief appearances with Cibao in the Dominican Winter League following the season and logged a 40.50 ERA (0.2 ip, 2 h, 4 r, 3 er, 4 bb, 1 so).

MINORS: Started the season at Lakeland and posted a 0.66 ERA in eight appearances before he was promoted to Erie May 3...was 1-1 with four saves and a 2.64 in 21 games with the SeaWolves before he was moved up to Toledo July 13...posted a 2.45 ERA in 16 games with the Mud Hens...it marked the first time in his career he pitched exclusively in relief...combined for a .186 opponents batting average but issued 33 walks in 66.1 innings, an average of 4.48 per nine innings...struck out 79 for an average of 10.72 per nine innings...allowed a .183 (28-for-153) batting average against right-handed hitters compared to .192 (15-for-78) against left-handers...yielded a .157 batting average with runners in scoring position, including .143 with RISP and two outs...opponents were 1-for-9 (.111) with the bases loaded...allowed 6-of-29 (20.7%) inherited runners to score...stranded all 11 of his inherited runners with Toledo...struck out a season-high four batters in his first outing April 7 at Tampa...it was his first of three four-strikeout games (April 26 at St. Lucie and May 22 against Harrisburg)...then tossed a season-high 3.0 innings in his next outing April 10 against Clearwater...yielded a season-high two runs on a season-high three hits in that game...did not allow a run over his final six games at Single-A and had a 10.1-inning scoreless streak from April 10 to 30...surrendered five runs in 6.0 innings over his first four outings with Erie...then had a 12-game, 20.1-inning scoreless streak from May 20 to June 25...matched his season high with 3.0 scoreless innings June 2 against Harrisburg and picked up his first save of the season in a 4-0 win...surrendered five runs over his final five appearances with the SeaWolves (5.1 ip) ...allowed two runs in his Triple-A debut July 14 against Columbus and issued a season-high three walks in 1.0 innings...then yielded just two runs over his next 14 appearances (20.0 ip, 0.90 ERA)...

matched his season high with 3.0 scoreless innings July 28 against Rochester...equaled his season-high with three walks Aug. 1 against Buffalo.

CAREER

2016—Spent the entire season with Single-A Lakeland, appearing in 30 games, including 12 starts...posted a 7-9 record with one save, a 5.26 ERA and 81 strikeouts...pitched in five games, including two starts, in April and posted a 2-0 record with a 1.29 ERA...recorded the first save of his professional career on July 24 vs. St. Lucie, allowing a run on two hits with two walks and one strikeout in 3.0 innings...finished the month of August with a 3-1 record, a 3.00 ERA and five strikeouts in seven relief appearances...limited left-handed hitters to a .152 batting average, while righties hit .229 against him...pitched for Gigantes del Cibao of the Dominican Winter League and posted a 1-1 record with a 1.93 ERA in 11 appearances.

2015—Began the 2015 season in the Toronto Blue Jays organization before being acquired by the Detroit Tigers along with Matthew Boyd and Daniel Norris in exchange for David Price on July 30...started 25 games between Single-A Dunedin and Single-A Lakeland and had a 3-12 record with a 5.12 ERA and 104 strikeouts...ranked third among Florida State League starting pitchers with 8.07 strikeouts per nine innings...assigned to Single-A Dunedin to begin the season...was sidelined from April 24 to May 5 with a nail avulsion on left index finger...made five starts in the month of May and had a 0-1 record with a 2.18 ERA...was selected to participate in the Futures Game prior to the Major League Baseball All-Star Game at Cincinnati's Great American Ball Park...pitched a scoreless inning with two strikeouts...recorded a season-high nine strikeouts on Aug. 9 at Dunedin...threw a season-long 6.2 innings in his final start of the season on Sept. 4 vs. Tampa, allowing one run on four hits with one walk and five strikeouts...pitched for Gigantes del Cibao of the Dominican Winter League and had a 0-1 record with a 7.71 ERA in nine appearances.

2014—Split the 2014 season between Single-A Lansing and Single-A Vancouver...pitched in 21 games, including 18 starts, and posted a 5-3 record with a 2.53 ERA and 93 strikeouts in 85.1 innings...named a Short Season All-Star by *Baseball America* and a Northwest League Midseason All-Star...led the NL with a 1.77 ERA and a .188 opponents batting average, while ranking second with 82 strikeouts and 15 games started...led all NL starters with 10.35 strikeouts per nine innings...allowed two earned runs or fewer in 13 of his 15 starts with Vancouver...earned his first win of the season June 28 against Tri-City after tossing 6.0 no-hit innings with three walks and six strikeouts...closed the season by turning in six consecutive starts with one run or fewer and was 3-0 with a 0.55 ERA and 39 strikeouts in 32.2 innings over that stretch...named the third-best prospect in the Northwest League and the 13th-best prospect in the Blue Jays organization by *Baseball America* following the season.

2013—Spent the entire season with Bluefield, pitching in 12 games, including eight starts, and logging a 2-2 record with a 1.92 ERA and 45 strikeouts...named an Appalachian League Post-season All-Star...did not allow a run in his first two appearances of the season, a stretch that spanned 9.0 innings...earned a win in his season debut on June 22 vs. Greeneville, throwing 4.0 shutout innings with one hit allowed, two walks and three strikeouts...had a season-long 6.0 inning start on July 28 vs. Princeton...also threw 6.0 innings on Aug. 8 at Princeton...made five appearances, including two starts, in the month of July and had a 1-1 record with a 1.77 ERA...held left-handed hitters to a .190 average, while right-handers batted .208 against him...named the 12th-best prospect in the Blue Jays organization by *Baseball America* following the season.

2012—Saw action with the Gulf Coast League Blue Jays...started 12 games and had a 0-3 record with a 3.79 ERA and 39 strikeouts...tied for the league lead in games started...established season highs with 4.0 innings pitched and seven strikeouts on July 13 vs. the GCL Yankees...also pitched 4.0 innings on July 25 at the GCL Yankees, Aug. 6 vs. the GCL Yankees and Aug. 23 vs. the GCL Braves...finished the month of August with a 0-1 record, a 1.88 ERA and 18 strikeouts in four starts...held left-handed hitters to a .167 batting average.

2011—Began his professional career with the Dominican Summer League Blue Jays...started 12 games and had a 0-4 record with a 2.23 ERA and 29 strikeouts...did not allow an earned run in his

first seven starts of the season from June 16-July 14, a stretch that spanned 23.0 innings...limited opponents to a .216 batting average with runners in scoring position.

PERSONAL/MISCELLANEOUS

Jairo Snaider Labourt.

LIFETIME PITCHING RECORD

Year	Club	W	L	ERA	G	GS	CG	SHO	SV	IP	H	R	ER	HR	HB	BB	IBB	SO	WP	BK
2011	DSL Blue Jays	0	4	2.23	12	12	0	0	0	36.1	29	18	9	0	5	14	0	29	0	0
2012	GCL Blue Jays	0	3	3.79	12	12	0	0	0	38.0	38	20	16	2	0	23	0	39	9	0
2013	Bluefield	2	2	1.92	12	8	0	0	0	51.2	39	16	11	3	3	14	0	45	3	1
2014	Lansing	0	0	6.43	6	3	0	0	0	14.0	15	13	10	1	3	20	0	11	4	0
	Vancouver	5	3	1.77	15	15	0	0	0	71.1	47	17	14	0	8	37	0	82	6	1
2015	Dunedin	2	7	4.59	18	18	0	0	0	80.1	83	50	41	6	3	44	0	70	12	0
	Lakeland	1	5	6.31	7	7	0	0	0	35.2	45	31	25	3	1	15	0	34	5	1
2016	Lakeland	7	9	5.26	30	12	0	0	1	87.1	65	55	51	3	8	70	0	81	14	1
2017	Lakeland	0	0	0.66	8	0	0	0	0	13.2	8	2	1	0	0	3	0	22	0	0
	Erie	1	1	2.64	21	0	0	0	4	30.2	23	10	9	3	0	7	0	36	2	0
	Toledo	0	0	2.45	16	0	0	0	0	22.0	12	6	6	1	1	23	0	21	2	0
	DETROIT	0	0	4.50	6	0	0	0	0	6.0	4	3	3	0	0	7	1	4	5	0
ML Totals		0	0	4.50	6	0	0	0	0	6.0	4	3	3	0	0	7	1	4	5	0
Minor League Totals		18	34	3.61	157	87	0	0	5	481.0	404	238	193	22	32	270	0	470	57	4

CAREER TRANSACTIONS

2011 — Signed by the Toronto Blue Jays as a non-drafted free agent. **2015** — Traded to the Detroit Tigers with pitchers Matt Boyd and Daniel Norris for pitcher David Price, July 30. **2018** — Claimed off waivers by the Cincinnati Reds, March 2. Claimed off waivers by the Oakland Athletics, March 4.

LABOURT'S CAREER BESTS

Low Hit Complete Game: None
Innings Pitched: 1.0 (six times), last: September 21, 2017 vs. Minnesota
Strikeouts: 1 (four times), last: September 21, 2017 vs. Minnesota
Pitches: 30, September 3, 2017 vs. Cleveland
Longest Winning Streak: None
Longest Losing Streak: None
Longest Scoreless Streak: 2.0, September 18, 2017 to present

**OUTFIELDER****Height/Weight:** 5-11 / 195**Birthdate:** July 15, 1994**Birthplace/Resides:** Santo Domingo, Dominican Republic / Santo Domingo, Dominican Republic**Major League Service:** None**Obtained:** Acquired from Houston for Brandon Bailey, Nov. 20, 2017**Contract Status:** First year of a one-year contract through 2018**CAREER HIGHLIGHTS**

Was Houston's 16th round selection in the 2014 draft and batted .266 (324-for-1220) with 64 doubles, 21 triples, 31 home runs, 164 RBI and 89 stolen bases in 331 games over four seasons in the Astros farm system...was traded to the A's following the 2017 season...has appeared in 196 games in right field, 98 in center field and 28 in left field...led all of minor league baseball with a .428 on-base percentage in 2016...was also named to the California League All-Star Team that season...played for Glendale in the Arizona Fall League in 2016.

2017 HIGHLIGHTS

Spent his final season in the Houston organization at Double-A Corpus Christi where he batted .227 with 11 home runs and 55 RBI in a career-high 123 games...the batting average was the lowest of his three full seasons as was his .369 slugging percentage and .298 on-base percentage...also had a career-highs 463 at bats...tied for third in the Texas League in triples (6) and ranked fourth in stolen bases (24)...had the fifth lowest batting average among league qualifiers...led TL outfielders in games, assists (16) and double plays (6)...batted .295 (28-for-95) against left-handed pitching compared to .209 (778-for-368) against right-handers...had an .891 OPS against lefties, .609 against righties...hit .193 with three home runs in 63 games in the first half, .262 with eight home runs in 60 games in the second half...had a .196 average with the bases empty, .268 with runners on...committed four errors in 123 games in the outfield for a .984 fielding percentage...appeared in 95 games in right field and 31 in center field...hit in every spot in the order except ninth...saw his most action hitting first (34) and second (29).

CORPUS CHRISTI: Hit .095 over his first five games but then compiled a season-best 10-game hitting streak from April 11 to 22...went 12-for-43 (.279) with nine RBI during the streak...committed two errors over his first 15 games but followed that with a 74-game errorless streak from April 23 to July 23...drove in a season-high four runs April 28 against Frisco...finished April with a .205 batting average and then hit .188 in May...was successful in each of his 13 stolen base attempts from May 26 to Aug. 19...had his lone two-steal game of the season June 21 against San Antonio...batted .274 in July, which was his best single-month batting average of the season...was named Texas League Batter of the Week for the week of July 3 to 9...went 14-for-29 (.483) with five doubles, two triples, two home runs and five RBI during the week...collected an extra base hit in five consecutive games from July 5 to 9...was a perfect 5-for-5 with two doubles, a triple and three RBI July 9 against Arkansas ...went 19 consecutive games without an RBI from July 23 to Aug. 17...then drove in 15 runs over his final 15 games...went 0-for-25 over an eight-game stretch from Aug. 8 to 17...that dropped his average to .204 but he went 22-for-57 (.386) over his final 15 games to finish the year at .227...had an RBI in eight consecutive games from Aug. 22 to 31 and batted .484 with five home runs and 12 RBI over that span...collected his lone two-homer game of the season Aug. 23 against Midland...went 4-for-5 Aug. 29 at Frisco.

CAREER

2016—Had a breakout campaign while splitting his season between Double-A Corpus Christi and Single-A Lancaster...combined to hit .319 with 28 doubles, seven triples, 15 home runs, 73 RBI and a .955 OPS...named an Astros Organization All-Star by MiLB.com as a utility player...led all of minor league baseball with a .428 on-base percentage as he drew 70 walks in his 116 games...began the year with Lancaster, where he hit .317 with 19 doubles, 10 home runs, 60 RBI and 33

steals en route to being named a California League All-Star...named Lancaster's Player of the Month for July as he hit a blistering .460 with 12 extra-base hits (6 doubles, 2 triples, 4 homers), 15 RBI and a 1.350 OPS 17 games...also named the California League Player of the Week for the week of July 11-17...hit .652 (15-for-23) with six doubles, two triples, four home runs and 11 RBI in seven games that week...was promoted to Corpus Christi on July 21 and finished his season with the Hooks...played in 36 games in Corpus, hitting .323 with five home runs and 10 stolen bases...named Corpus Christi's Player of the Month for August after hitting .318 with 15 runs scored, four doubles, one triple, four homers, six steals and a .944 OPS in 24 games...following the season, was assigned to Glendale in the Arizona Fall League, where he hit .295 with four doubles, eight RBI, four steals and an .817 OPS...got off to a hot start in the AFL as he was named the first AFL Player of the Week for the 2016 season...hit .571 (8-for-14) with two triples, two doubles, three RBI, eight runs scored and three steals in four games that week.

2015—Played his entire season with Class A Quad Cities, where he hit .265 with 15 doubles, eight triples, four home runs and 34 RBI in 76 games.

2014—Drafted by Houston in the 16th round and signed on June 18...assigned to Rookie Level Greeneville and played in just 16 games in his professional debut...placed on the 60-day DL on July 25 and finished his campaign sidelined.

PERSONAL/MISCELLANEOUS

Ramón Laureano was originally signed by Astros scout Jim Stevenson...was born in the Dominican Republic but graduated from Upper Rim Christian HS in Dix Hills, NY, in 2012...attended Northeastern Oklahoma A&M for two years (2013-14)...was selected to the Men's Division 1 all-Region 2 team in 2014 after hitting a team-leading .439 with 19 doubles, 13 home runs, 69 RBI and 22 stolen bases...posted a .500 OBP, while recording more walks (21) than strikeouts (18).

LIFETIME PLAYING RECORD

Year	Club	AVG	G	AB	R	H	2B	3B	HR	RBI	SH	SF	HP	BB	SO	SB	CS	SLG	OBP	E
2014	Greeneville	.189	16	53	8	10	0	0	1	2	1	0	0	7	16	4	0	.245	.283	0
2015	Quad Cities	.265	76	287	43	76	15	8	4	34	1	1	4	21	83	18	3	.415	.323	4
2016	Lancaster	.317	80	293	69	93	19	5	10	60	0	5	9	50	86	33	11	.519	.426	3
	Corpus Christi	.323	36	124	20	40	9	2	5	13	0	0	4	20	33	10	3	.548	.432	0
2017	Corpus Christi	.227	123	463	65	105	21	6	11	55	0	2	8	40	110	24	5	.369	.298	4
Minor League Totals		.266	331	1220	205	324	64	21	31	164	2	8	25	138	328	89	22	.429	.350	11

CAREER TRANSACTIONS

2014 — Selected by the Houston Astros organization in the 16th round of the First-Year Player Draft. **2017** — Traded to the Oakland Athletics organization for minor league pitcher Brandon Bailey, November 20.

**INFIELDER****Height/Weight:** 6-0 / 195**Bats/Throws:** Switch / Right**Birthdate:** September 20, 1988**Opening Day Age:** 29**Birthplace/Resides:** Edina, Minnesota / Fulton, Maryland**Major League Service:** 2 years, 91 days**Obtained:** Signed to a minor league contract, January 8, 2018**Contract Status:** First year of a one-year contract through 2018**NON-ROSTER INVITEE****CAREER HIGHLIGHTS**

Has spent parts of six seasons in the majors with Washington (2011-13), Baltimore (2014), Pittsburgh (2015) and Miami (2017) and is a .260 career hitter with five home runs and 52 RBI in 291 games...played in 126 games in 2012 and 118 in 2013 but has just 34 big league games since then...has a .287 (862-for-3006) average with 19 home runs and 275 RBI in 789 games as a minor leaguer...was named to the Topps All-Rookie team at second base in his first full season with Washington in 2012...was named the Nationals Minor League Player of the Year in 2011 and won a Rawlings Minor League Gold Glove that year...played in the Arizona Fall League in 2010.

2017 HIGHLIGHTS

Spent most of the season at Triple-A New Orleans where he batted .274 with two home runs and 18 RBI in 103 games...also had a two-game stint with Miami from May 10 to 12 and went 0-for-8 in two games, both starts at second base (May 10 vs. St. Louis, May 12 vs. Atlanta)...stole 13 bases with the Baby Cakes, which is the fifth time he reached double figures in steals as a minor leaguer...hit .288 (94-for-326) with both of his home runs against right-handed pitching compared to .213 (16-for-75) against left-handers...had a roller coaster season with his batting average as he hit .299 in April, .224 in May, .395 in June, .223 in July and .297 in August...batted .308 in day games...went 0-for-9 with a walk and a RBI with the bases loaded...appeared in 72 games at second base, 16 at third base and 12 in left field...committed five errors as a second baseman (.983 fielding percentage), three as a third baseman (.930) and none in 21 chances in the outfield...also went 3-for-13 (.231) in four games as the designated hitter and was 0-for-1 with two walks as a pinch hitter...hit .277 in 53 games batting second and .273 in 47 games in the leadoff spot...also appeared in three games batting ninth.

NEW ORLEANS: Went nine consecutive games from April 18 to 28 without striking out (36 at bats)...had his lone two-steal game of the season April 22 against Omaha, making him a perfect 5-for-5 in stolen base attempts over his first 15 games...went 3-for-5 April 25 against Omaha, his first of eight three-hit games...was batting .264 in 29 games when he was selected by Miami May 10...was optioned back to New Orleans May 13 and hit .283 over his final 74 games with the Baby Cakes...homered in his first game back on May 15 against Salt Lake and hit both of his home runs over a 13-game span from May 15 to June 1...was designated for assignment May 16 and outrighted off the Marlins 40-man roster May 18...went 1-for-3 with a season-high three walks May 24 at Colorado Springs...was placed on the disabled list June 5 with a strained left groin...was reinstated June 19 and sent to Single-A Jupiter for two games (0-for-6) before returning to New Orleans June 21...drove in two runs June 27 at Iowa, his only game with more than one RBI...went 3-for-5 July 2 at Memphis to lift his batting average to .301...that was his only day over .300 for the season...had a streak of 19 consecutive games without an extra base hit from July 27 to Aug. 19...went 0-for-4 with a season-high three strikeouts Aug. 17 against Round Rock...hit safely in each of his final nine games beginning Aug. 25, his longest hitting streak of the season (10-for-37, .270).

CAREER

2016—Was released by the Chicago White Sox organization at the end of Spring Training and signed with Southern Maryland of the independent Atlantic League...was batting .367 with no

home runs and 20 RBI in 40 games when he was signed by the Washington Nationals organization to a minor league contract June 7...was assigned to Triple-A Syracuse and hit .253 with seven RBI in 62 games...batted .275 against left-handed pitching, .239 against right-handers...had a .211 average with runners in scoring position, including .125 with RISP and two outs...hit .290 on the road, .202 at home...appeared in 31 games at second base and three at third base...committed four errors as a second baseman (.974 fielding percentage) and two as a third baseman (.857)...also hit .244 in 23 games as the designated hitter and was 1-for-5 (.200) with a double and strikeout as a pinch hitter...hit in every spot in the order except third through sixth and saw his most playing time with 44 games batting second...went 3-for-4 July 7 at Norfolk, his first of three three-hit games...had four straight multiple hit games from July 7 to 10 (9-for-17, .529)...hit safely in a season-high seven consecutive games from July 21 to 30 (10-for-23, .434)...was 1-for-2 with a season-high three walks Aug. 3 against Buffalo...batted .304 in 22 games in August.

2015—Was traded by Baltimore to Pittsburgh in exchange for cash considerations on Feb. 3...began the season with Triple-A Indianapolis before being recalled by the Pirates on May 6...went 0-for-4 over six games before being optioned to Indianapolis on May 16...was recalled by Pittsburgh on June 28, going 0-for-6 in six games...was designated for assignment on July 23 and outrighted to Indianapolis on July 27...appeared in 26 games at second base, 23 in right field, 18 at third base, 15 in left field, 12 as the designated hitter and one at shortstop...batted .336 against left-handers, compared to .252 against right-handers...hit .300-plus in April (.375) and June (.302).

2014—Spent the majority of the season with Triple-A Norfolk and also appeared in 20 games with Baltimore...was acquired by the Orioles from Detroit in exchange for infielder Alex Gonzalez on March 24...made Baltimore's Opening Day roster and hit safely in each of his first four games...recorded a season-high three hits on April 8 at New York (AL) and April 22 at Toronto...was optioned to Norfolk on May 1, recalled by Baltimore on May 24 and optioned back to Norfolk on May 25, where he spent the rest of the season...made 38 appearances at second base, 22 in left field, 16 at third base and five at shortstop with the Tides.

2013—Finished his second full season (third overall) with Washington...appeared in 48 games (38 starts) at second base, 23 (20 starts) in left field and four (two starts) at third...batted .273 from the right side of the plate and .254 from the left side...hit .293 at Nationals Park, compared to a .229 mark on the road...went 13-for-44 (.295) as a pinch-hitter...the 13 pinch hits ranked second in the Major Leagues...recorded three straight multi-hit efforts from April 15-17 at Miami (6-for-14, .429)...connected on his first career pinch-hit home run Aug. 30 vs. New York-NL (off Dillon Gee)...was traded by the Nationals with pitchers Ian Krol and Robbie Ray to Detroit in exchange for pitcher Doug Fister on Dec. 2.

2012—Spent his first full season with Washington, making his first career Opening Day roster...ranked eighth among National League rookies in hits (105), 10th in total bases (136) and tied for 10th in runs scored (40)...was named to the Topps All-Rookie team at second base...appeared in 51 games (43 starts) at second base, 41 (29 starts) in left field, 13 (10 starts) at third base and one at shortstop...batted .287 with three home runs and 21 RBI against right-handers...hit .293 with runners in scoring position and .600 (6-for-10) with the bases loaded...recorded a career-high four hits on April 16 against Houston, Aug. 10 at Arizona and Aug. 15 at San Francisco...hit his first career home run on June 3 vs. Atlanta, a solo shot off Tommy Hanson...compiled a career-high, 13-game hitting streak from June 29-July 20, batting .340 (18-for-53) during that span...went 1-for-3 (.333) in three games of the NLDS against St. Louis.

2011—Was named Washington's Minor League Player of the Year after hitting a combined .309 with 25 doubles, nine triples, eight home runs, 52 RBI and 30 stolen bases between Double-A Harrisburg and Triple-A Syracuse...was named a Rawlings Minor League Gold Glove winner at second base...earned Eastern League Player of the Week honors for the period of June 6-12, hitting .538 (14-for-26)...his contract was selected by Washington on Sept. 6 and made his Major League debut that night as a pinch hitter...made his first ML start (second base) on Sept. 8 against Los Angeles (NL)...recorded his first career hit and RBI on Sept. 12 at New York (NL), a game-winning single off R.A. Dickey in the seventh inning...collected two hits on Sept. 20 at Philadelphia.

2010—Combined to hit .294 with 35 doubles, 11 triples, six home runs, 49 RBI and 24 stolen bases over 137 games between Single-A Potomac and Harrisburg...played for Scottsdale in the Arizona Fall League and won the Stenson Award for unselfishness, hard work and leadership.

2009—Was named to the South Atlantic League Postseason All-Star team with Single-A Hagerstown...earned SAL Player of the Week honors for the week of July 6-12 after batting .448 (13-for-29)...reached base in 22 straight games from May 9-30.

2008—Appeared in 48 games with the Gulf Coast League Nationals in his first professional season.

PERSONAL/MISCELLANEOUS

Stephen Anthony Paul Lombardozzi was originally signed by Nationals scout Paul Tinnell...is a 2007 graduate of Atholton High School in Columbia, Md...attended St. Petersburg (Fla.) College... hit .380 as a freshman in 2008...his father, Steve, played in six Major League seasons with Minnesota (1985-88) and Houston (1989-90), winning the World Series with the Twins in 1987.

LIFETIME PLAYING RECORD

Year	Club	AVG	G	AB	R	H	2B	3B	HR	RBI	SH	SF	HP	BB	SO	SB	CS	SLG	OBP	E
2008	GCL Nationals	.283	48	152	23	43	4	1	0	24	6	3	2	21	32	4	1	.322	.371	8
2009	Hagerstown	.296	128	496	91	147	26	7	3	58	6	7	5	62	80	16	7	.395	.375	8
2010	Potomac	.293	110	440	71	129	30	9	1	38	10	2	6	49	60	20	10	.409	.370	6
	Harrisburg	.295	27	105	19	31	5	2	5	11	0	0	1	12	15	4	2	.524	.373	3
2011	Harrisburg	.309	65	262	40	81	12	7	4	23	4	1	6	18	38	16	3	.454	.366	2
	Syracuse	.310	69	294	46	91	13	2	4	29	6	3	1	21	40	14	5	.408	.354	0
	WASHINGTON	.194	13	31	3	6	1	0	0	1	0	0	0	1	4	0	0	.226	.219	1
2012	WASHINGTON	.273	126	384	40	105	16	3	3	27	6	1	6	19	46	5	3	.354	.317	4
2013	WASHINGTON	.259	118	290	25	75	15	1	2	22	5	3	1	8	34	4	3	.338	.278	3
2014	Norfolk	.270	78	270	26	73	9	1	0	30	2	6	0	17	32	6	4	.311	.307	9
	BALTIMORE	.288	20	73	6	21	1	1	0	2	0	0	1	0	14	1	0	.329	.297	1
2015	Indianapolis	.282	97	355	30	100	15	0	0	37	2	1	4	32	40	14	4	.324	.347	22
	PITTSBURGH	.000	12	10	1	0	0	0	0	1	0	0	0	1	4	0	0	.000	.091	0
2016	So. Maryland (Independent)	.367	40	166	27	61	8	1	0	20	3	1	0	10	18	8	1	.428	.401	6
	Syracuse	.253	62	225	24	57	7	1	0	7	5	1	0	15	27	3	0	.293	.299	6
2017	New Orleans	.274	103	401	53	110	16	2	2	18	3	2	1	38	60	13	6	.339	.337	8
	MIAMI	.000	2	8	0	0	0	0	0	0	0	0	0	2	0	0	0	.000	.000	0
	Jupiter	.000	2	6	0	0	0	0	0	0	0	0	0	1	2	0	0	.000	.143	0
AL Totals		.288	20	73	6	21	1	1	0	2	0	0	1	0	14	1	0	.329	.297	1
NL Totals		.257	271	723	69	186	32	4	5	50	11	4	7	29	90	9	6	.333	.291	11
ML Totals		.260	291	796	75	207	33	5	5	52	11	4	8	29	104	10	6	.333	.292	12

CAREER TRANSACTIONS

2008 — Selected by the Washington Nationals organization in the 19th round of the First-Year Player Draft. **2013** — Traded to the Detroit Tigers with pitchers Ian Krol and Robbie Day for pitcher Doug Fister, December 2. **2014** — Traded to the Baltimore Orioles for infielder Alex Gonzalez, March 24. **2015** — Traded to the Pittsburgh Pirates for cash considerations, February 3. Elected free agency, October 5; signed by the Chicago White Sox to a minor league contract, October 26. **2016** — Released, March 31; signed by Washington to a minor league contract, June 7. Elected free agency, November 7. **2017** — Signed by the Miami Marlins to a minor league contract, February 20. Elected free agency, October 2. **2018** — Signed by the Oakland Athletics to a minor league contract, January 8.

DIVISION SERIES PLAYING RECORD

Year	Club/Opp	AVG	G	AB	R	H	2B	3B	HR	RBI	SH	SF	HP	BB	SO	SB	CS	SLG	OBP	E
2012	WAS vs. STL	.333	3	3	0	1	0	0	0	0	0	0	0	0	0	0	0	.333	.333	0

LOMBARDOZZI'S CAREER BESTS

Hits: 4 (three times), last: August 15, 2012 at San Francisco

Home Runs: 1 (five times), last: August 30 vs. New York (NL)

Runs Batted In: 3, July 26, 2012 at Milwaukee

Stolen Bases: 1 (10 times), last: April 16, 2014 vs. Tampa Bay

Hitting Streak: 13, June 29 to July 20, 2012

Hitless Streak (At Bats): 25, April 25, 2014 to present

Game Ending RBI: 1, June 4, 2013 vs. New York-NL (sacrifice fly)

Grand Slams: None

Pinch-Hit Home Runs: 1, August 30, 2013 vs. New York-NL (Dillon Gee)

Inside-The-Park Home Runs: None

Lead Off Home Runs: 2, July 29, 2012 at Milwaukee (Mark Rogers); June 3, 2012 vs. Atlanta (Tommy Hanson)

OAKLAND A'S MILESTONE HITS

1	John Donaldson, April 10, 1968 at Baltimore
10000	Phil Garner, June 27, 1975 at California
20000	Dwayne Murphy, June 1, 1983 at Milwaukee
30000	Mike Gallego, May 30, 1990 vs. Toronto
40000	Matt Stairs, August 15, 1997 at Chicago
50000	Damian Miller, July 26, 2004 vs. Seattle
60000	Hideki Matsui, August 1, 2011 at Seattle

**INFIELDER****Height/Weight:** 6-0 / 193**Bats/Throws:** Switch / Right**Birthdate:** April 17, 1984**Opening Day Age:** 33**Birthplace/Resides:** Salem, Oregon / Houston, Texas**Major League Service:** 9 years, 111 days**Obtained:** Acquired from Houston for minor leaguer Brendan McCurry, November 25, 2015**Contract Status:** Fourth year of a four-year contract through 2018**CAREER HIGHLIGHTS**

The switch-hitting infielder owns a .261 career average with 81 home runs and 410 RBI in 952 games in 10 seasons with Boston (2008-11), Houston (2012, 15) and Oakland (2013-14, 16-17)...is a .272 (546-for-2010) hitter in 530 games in his four seasons with the A's...his 530 games played are the most by an A's player over the last five years, despite spending the 2015 season with the Astros...the batting average ranks eighth on the Oakland career list...set an Oakland record with 49 doubles in 2017...set an Oakland record for hits by a switch-hitter (175) in 2013...hit a career-high 16 home runs with the Astros in 2012...made eight starts at shortstop for Boston in the 2008 postseason...named the 2007 Red Sox Minor League Offensive Player of the Year, hitting a combined .298 with 47 doubles, 13 homers and 70 RBI in 133 games between Double-A Portland and Triple-A Pawtucket.

2017 HIGHLIGHTS

Set an Oakland record with 49 doubles, breaking the previous mark of 47 set by Jason Giambi in 2001...ranked second in the majors to Cleveland's Jose Ramirez (56) and second in Athletics history to Al Simmons (53 in 1926)...had the eighth best double total by a switch hitter in Major League history...had career highs in runs (86), doubles, extra base hits (66), walks (73) and strikeouts (100)...his 153 games played were one short of his best and it marked just the third time in his 10 seasons in the majors he played in 100 or more games...all three have come as an Athletic...led the A's with a .277 batting average...hit .310 over his first 46 games, .221 over a 52-game stretch from May 27 to July 28 and .300 over his final 55 contests...also led the A's in hits (157), doubles, triples (3) and on-base percentage (.360) and tied for the team lead in games and walks...the switch-hitter batted .283 (123-for-435) with 12 of his 14 home runs against right-handed pitching compared to .258 (34-for-132) against left-handers...however, has a .253 (605-for-2391) career average against righties compared to .280 (279-for-997) against lefties...10 of his home runs were solo shots...batted .293 with runners in scoring position but had a .155 average with RISP and two outs...ranked second among ML second basemen with a .991 fielding percentage (Dozier, MIN .993) and was fourth among American League second basemen in double plays (98)...the double plays tied for second most in Oakland history and were the most since Mark Ellis set the record with 104 in 2007...his fielding percentage was sixth best in Oakland history but his 4.25 total chances per nine innings were the fewest...appeared in 136 games at second base and one at third base (Sept. 6 vs. Los Angeles-AL)...went 2-for-4 (.500) with two walks and two RBI as a pinch hitter and is now 5-for-10 (.500) with five walks and six RBI in the pinch over the last three years...led the majors in line drives (155) and line drive percentage (33.0%)...the line drives were the most by an Athletic since Stats, Inc. began tracking them in 1988 (previous: 136 by Carney Lansford in 1989)...had the fifth highest ground ball/fly ball ratio in the AL (0.79) and the seventh highest walk/strikeout ratio (0.73)...made a team-leading 102 starts batting third and hit .294 in those games...hit .191 as the designated hitter and .195 with two outs.

**MLB MOST DOUBLES,
SWITCH HITTER**

56	Jose Ramirez, CLE (2017)
56	Brian Roberts, BAL (2009)
55	Lance Berkman, HOU (2001)
51	Brian Roberts, BAL (2008)
51	Pete Rose, CIN (1978)
51	Jose Vidro, MON (2000)
50	Brian Roberts, BAL (2004)
49	Jed Lowrie, OAK (2017)
48	Dmitri Young, CIN (1998)
47	three players tied

OAKLAND: Committed his first error of the season April 28 at Houston, which snapped a 75-game errorless as a second baseman...it was his first error since May 4, 2016 and the errorless streak was third longest in Oakland history by a second baseman...later had a 43-game errorless streak from July 4 to Aug. 26...hit .292 in April and now has a .307 (188-for-612) career average in the month...has a .260 or lower average in all other months...then hit .291 in May...had his third career two-homer game May 8 against Los Angeles (AL), but it was his first since Oct. 3, 2010 vs. New York (AL)...went 651 games between two-homer games...his second home run that night was the game-ending shot with two outs in the bottom of the 11th inning...it was his fourth career game-ending hit, his second home run (Aug. 21, 2010 vs. Toronto)...hit .552 (16-for-29) during a season-best seven-game hitting streak from May 18-26...was a perfect 4-for-4 May 24 against Miami, which matched his career high four hits (seventh time)...had four RBI June 3 against Washington, which was a career high at the time...doubled in the first inning July 6 at Seattle for the 200th two-bagger of his career...struck out just once over a 16-game stretch from July 19 to Aug. 4 (64 plate appearances)...had his eighth and final two-double game of the season Aug. 26 against Texas, which were the most by an Athletic since Al Simmons had nine in 1926...had a walk-off single Sept. 8 against Houston for his second game-ending RBI of the season and the fifth of his career...had three RBI Sept. 18 at Detroit and then drove in a career-high five runs the next night against the Tigers on the strength of his third career grand slam...had his 48th double of the season Sept. 29 at Texas, which broke Jason Giambi's Oakland record of 47 set in 2001...batted .318 in September, which was his best single-month average since he hit .330 in June of 2013.

CAREER

2016—Returned to the A's following the 2015 season and batted .263 with two home runs and 27 RBI in 87 games in a season shortened due to two stints on the disabled list...his two home runs matched his career low from his first two seasons (2008 and 2009)...his average decreased each month of the season as he hit .314 in April, .302 in May, .268 in June, .202 in July and .125 in two games in August...hit .298 against left-handed pitching compared to .252 against right-handers...connected for both of his home runs off righties...batted .281 with runners in scoring position...went 13-for-24 (.542) with RISP over his first 29 games, 3-for-33 (.091) over his final 58...was 5-for-23 (.217) with RISP and two outs...had a .313 batting average and .370 on-base percentage leading off an inning...hit .283 in 71 games before the All-Star Break, .182 in 16 games after the break...batted .313 in the eighth inning or later...appeared in 82 games at second base, including a team-leading 80 starts...committed six errors in his first 25 games at second base through May 4, but none over his final 57 contests...posted a .984 fielding percentage...had just 58 career games at second base entering the season and none since 2013...also appeared in two games at shortstop and made four starts at designated hitter...went 1-for-3 (.333) with a RBI as a pinch hitter...started games at every spot in the order except ninth...made a team-leading 48 starts batting second...went 1-for-3 with two RBI in an Opening Day start at second base April 4 against Chicago (AL)...it was his fifth career Opening Day start, but the previous four came at shortstop (2009 with Boston, 2013-14 with Oakland and 2015 with Houston)...drove in at least one run in each of his first three games (five RBI total), which was the longest-season opening streak by an A's player on an Opening Day roster since Jermaine Dye had a four-game streak in 2004...batted .209 over his first 12 games through April 16...then hit .410 (25-for-61) over his next 17 games from April 17 through the day game of the May 7 day/night doubleheader at Baltimore...had his sixth career four-hit game April 19 at New York (AL), but it was his first since Aug. 9, 2013 at Toronto...hit .314 with 13 RBI in 24 games in April...it was the fifth time in his career he hit .300 or better in the first month of the season...then drove in just 14 runs over his final 63 games...was batting .302 in 32 games when he was placed on the 15-day disabled list May 11 retroactive to May 10 with a right shin contusion...went 1-for-4 with a walk on a one-game rehab assignment with Triple-A Nashville May 23 and was reinstated from the DL May 25...hit .243 in 55 games following his return...hit a game-tying home run in the ninth inning June 4 at Houston to snap his season-opening 40-game homerless streak, which was the longest such streak of his career...it also snapped a 53-game homerless drought dating back to his last home run on Sept. 13, 2015, which was the second longest homerless streak of his career (62, April 9-June 20, 2013)...had a streak of 17 consecutive games without a RBI from June 5 to 25, which was a career-high at the time...drove in six runs over his next six games, but then went another 18 games without an RBI from July 4 to 26...hit safely in a season-high nine consecutive games

from June 23 to July 2 (11-for-35, .314)...was placed on the 15-day DL Aug. 5 retroactive to Aug. 4 with a bunion on his left foot...had successful surgery on his left toe and foot Aug. 31 at Houston Methodist Hospital in Houston, Tex...Dr. Kevin Varner performed a left great toe repair with a left foot bunionectomy.

2015—Returned to Houston after two seasons with the A's and batted .222 with nine home runs and 30 RBI in 69 games...missed 83 games while on the disabled list with a torn ligament in his right thumb...the batting average was second lowest of his career to a .147 mark in 32 games with Boston in 2009...23 of his 51 hits (45.1%) were for extra bases (14 doubles) and he slugged .400...walked 28 times for a .312 on-base percentage...hit .267 against left-handed pitching compared to .206 against right-handers...hit four of his nine home runs against lefties for a .533 slugging percentage...slugged just .353 against righties...made 45 starts at third base, 16 at shortstop and one at designated hitter...each of his 16 starts at short came before going on the DL...all 45 of his starts at third came following his return from the DL...did not commit an error in 17 games and 74 total chances overall at shortstop...committed three errors in 47 games at third base for a .966 fielding percentage...went 2-for-3 (.667) with three walks, a home run and three RBI as a pinch hitter...started games in every spot in the order from two through seven and saw his most action with 24 starts in the clean-up spot...averaged a career-best 4.10 pitches per plate appearance...matched his career high with five intentional walks...broke up a combined no-hit bid by four Cleveland pitchers with a solo home run off Nick Hagadone with one out in the bottom of the ninth inning of a 5-1 Houston loss on April 9...tore the ligament in his right thumb sliding into home plate April 27 at San Diego and was placed on the 15-day disabled list the next day...was batting .300 with four home runs, 10 RBI and 12 walks (.432 on-base percentage) in 18 games at the time of the injury...was fifth in the American League in on-base percentage, tied for sixth in walks, seventh in OPS (.999) and ninth in slugging (.567) when he went on the DL...was transferred to the 60-day DL May 18...joined Corpus Christi for a rehab assignment July 22 and went 3-for-14 (.214) with two RBI in five games, all at third base...was reinstated from the DL July 30 and started at third base that day against Los Angeles (AL)...it was his first start at third base since Sept. 27, 2011 at Baltimore...batted .194 in 51 games following his return from the DL...homed in the fourth inning on Aug. 31 against Seattle to snap a career-high 0-for-28 streak...that began a season-high seven-game hitting streak, during which he hit .478 (11-for-23) with four doubles, three home runs and seven RBI...hit his second career grand slam Sept. 6 against Minnesota...had a two-out, go-ahead, three-run, pinch hit home run in the ninth inning Sept. 13 at Los Angeles (AL)...it was his first career pinch homer...played in four postseason games for Houston and went 0-for-4 with a strikeout, all as a pinch hitter...pinch hit in the Wild Card game at New York and played in Games 2, 3 and 4 of the Division Series against Kansas City...made his lone defensive appearance in the postseason at third base in Game 3 after pinch hitting for Marwin Gonzalez.

2014—Batted .249 with six home runs and 50 RBI in 136 games in his second season with the A's...missed 16 games at the end of August with a fractured right index finger...had career highs in intentional walks (5) and hit by pitches (5)...hit .278 with a .400 on-base percentage over his first 31 games through May 5, .168 with a .244 on-base percentage over a 43-game stretch from May 6 to June 25 and .289 with a .331 on-base percentage over his final 62 games...the switch hitter batted .261 with five of his six home runs when batting left-handed compared to .221 when hitting right-handed...all six of his home runs were solo shots...in Oakland history, the only player with more home runs in a season, all of which came with the bases empty, is Jeremy Giambi (8 in 2002)...appeared exclusively at shortstop on defense, where he made a team-leading 129 starts...committed 13 errors for a .974 fielding percentage...started games in every spot in the order except fourth and ninth...had back-to-back three-hit and two-double games April 15 and 16 at Los Angeles (AL)...had a career-high tying 16-game reaching base streak from April 19 to May 6...hit .269 with a .347 on-base percentage during the streak...had a season-best 20-game errorless streak from April 29 to May 25...hit .298 in 26 games in April and also drew 20 walks for a .437 on-base percentage...ranked third in the American League in walks and on-base percentage in April...had a two-run double in the seventh inning May 12 against Chicago (AL) for his 500th career hit...matched his career high with three walks May 31 against Los Angeles-AL (fifth time)...hit safely in a season-high nine consecutive games from July 5 to 13 (15-for-35, .429)...began that streak with a career-high five consecutive multiple hit games from July 5 to 9 (10-for-20, .500)...hit .326 over a 24-game stretch from July 5 to Aug. 4...batted .304 in 24 games in July, his best

single month batting average in 2014...was placed on the 15-day disabled list Aug. 15 retroactive to Aug. 14 with a fractured right index finger...went 2-for-9 (.222) with a strikeout and run scored on a two-game rehab assignment with Triple-A Sacramento Aug. 30 and 31...was reinstated from the disabled list Sept. 1 and started each of the A's final 26 games at shortstop...had the game-winning RBI single in the bottom of the ninth inning Sept. 6 against Houston...it was his third career walk-off RBI, his first as an Athletic.

2013—Was acquired by the A's from Houston in February and batted .290 with 45 doubles, two triples, 15 home runs and 75 RBI in 154 games...set an Oakland record for hits by a switch-hitter (175)...the doubles ranked second in the American League...prior to 2013, he had not appeared in more than 97 games in any of his five seasons in the majors...posted career highs in batting average, at bats (603), hits (175) and RBI...tied for second in the AL with 17 games of three or more hits, which was the fifth highest total in Oakland history...the switch-hitter batted .310 when hitting right-handed compared to .279 when batting left-handed...hit 14 of his 15 home runs off righties...led AL shortstops in slugging percentage (.472), doubles (40) and extra base hits (54), ranked second in batting average, third in RBI (66) and tied for third in home runs (13)...started 150 games, including 115 at shortstop, 23 at second base and 12 at designated hitter...committed 16 errors in 119 games overall at shortstop for a .962 fielding percentage...the fielding percentage was the lowest among Major League shortstops...averaged 3.70 total chances per nine innings...at the time, that was the lowest mark by a Major League shortstop since complete innings data is first available in 1974...tied for third among AL shortstops in errors...had 18 errors overall, which tied for second most among all AL fielders (Ramirez, CWS 22)...had a career-high 62-game homerless streak from April 9 to June 20...went 4-for-4 April 19 at Tampa Bay, matching his career high in hits (also June 1 against Chicago-AL and Aug. 9 at Toronto)...went 2-for-9 in the 19-inning game April 29 against Los Angeles (AL) to tie the Oakland record for at bats in a game...set an Oakland record for hits in the month of April (34) and tied the mark for doubles (11)...batted .330 in June...tied an Oakland record for putouts in a nine inning game by a second baseman June 8 against Chicago (AL) with eight...went 0-for-4 July 2 against Chicago (NL) after hitting safely in each of his first 12 interleague games (17-for-44, .386)...that tied for the third longest interleague hitting streak in Oakland history...had a career-high 12-game hitting streak from Aug. 18-30 (20-for-50, .400)...led the majors in doubles in August (13) and tied for second in extra base hits (17)...the doubles set an Oakland record for August and were the most by an Athletic since Dick Siebert had 15 in 1939...the 17 extra base hits tied the Oakland record for extra base hits in August...started all five games at shortstop in the ALDS against Detroit and went 3-for-20 (.150) with a home run and three RBI.

2012—Hit a career high 16 home runs in his first season with the Astros...led the club in walks (43) and ranked second in home runs...the home runs were third among all National League shortstops...also ranked second among NL shortstops with his .436 slugging percentage...logged a .265 average while batting left-handed and a .184 mark against lefties...played 93 games, including 90 starts at shortstop, posting a .980 fielding percentage at the position...had the best fielding percentage among NL shortstops with 90 or more games and ranked seventh in the Majors...finished his season by not committing an error in his final 31 games (116 total chances)...also began his season with a 23-game errorless streak before committing his first error May 9 against Miami...began the season on the disabled list and missed the first six games of the season with a sprained right thumb...activated April 13...sustained a sprained right ankle, which placed him on the DL for a second time from July 15 to Aug. 11...missed 52 team games in that stretch...hit home runs in three consecutive games from June 7-9, becoming the first Astros shortstop to do so since Andujar Cedeno from April 9-12, 1994...combined to play in six minor league games while on injury rehab assignments, including four playoff games...appeared in games for Double-A Corpus Christi and Single-A Lancaster during their playoff runs in September.

2011—Had a career-high four triples in 88 games in a season that included a trip to the disabled list...saw action at all four infield positions with 49 games at shortstop), 33 at third base, four at first base and one at second base...hit .330 against left-handed pitching, the seventh-best mark in the American League among players with at least 115 plate appearances against lefties...hit an AL-best (min. 50 PA) .368 in April and led the Sox with a .574 slugging percentage, which was 10th-best in the AL during the month...placed on the 15-day DL with a left shoulder strain June

17...played in five rehab games with Triple-A Pawtucket and was activated from DL Aug. 8...hit .270 in 55 games before the trip to the DL and .221 after...began a 5-4-3 triple play in game two of a doubleheader Aug. 16 against Tampa Bay...it was just the second triple play turned by Boston since 1980 and the club's first since shortstop John Valentin's unassisted triple play July 8, 1994 against Seattle.

2010—Started the season on the disabled list with mononucleosis but hit .287 with nine home runs in 55 games after joining the Red Sox in July...missed Boston's first 94 games while on the DL...activated July 21 and played in 55 of the club's last 68 tilts, including 45 starts...was placed on the 15-day DL March 26 and transferred to the 60-day DL April 14...made 24 starts at second base and 21 at shortstop, including 19 starts at short over the club's last 24 contests...also appeared in seven games at first base, his first action at the position at the Major League level, and one at third base...after his activation from the DL July 21, led AL middle infielders (min. 10 PA) in on-base percentage (.381), slugging (.526) and OPS (.907)...posted a career-high, 16-game on-base streak, July 26-Aug. 21 (.347, 17-for-49, 11 walks)...hit his first career walk-off home run to lead off the bottom of the 11th inning Aug. 21 off Toronto's Casey Janssen...reached base safely in 23 consecutive starts from Aug. 27-Sept. 29...notched his first career multi-homer games with two long balls in wins on both Sept. 14 at Seattle and Oct. 3 against New York (AL).

2009—Limited to 32 games with the Big League club due to two trips to the disabled list...made an Opening Day roster for the first time in his career...appeared at second base (2 games), third base (4 games) and shortstop (26 games) for the second straight season...made his first career Opening Day start April 7 against Tampa Bay...was placed on the 15-day DL April 12 with a left wrist sprain...underwent an ulnar styloid excision and arthroscopic ligament repair on that wrist April 21...reinstated from the DL July 8 and optioned to Short-Season Single-A Lowell...recalled by the Sox from Triple-A Pawtucket July 18 but appeared in only 14 games before returning to the DL Aug. 7 with ulnar neuritis in his left wrist...reinstated Sept. 8...belted his first career grand slam off Chris Perez on the final day of the regular season, Oct. 4 against Cleveland...combined to hit .202 with three homers and 11 RBI in 26 minor league games between Pawtucket, Portland and Lowell, including 18 rehab outings...played in all three of Boston's ALDS games against Los Angeles but made no starts.

2008—Saw his first Major League action, playing most of the year with the Red Sox...finished among American League rookie leaders in doubles (5th, 25), triples (t-6th, 3), walks (8th, 35) and extra-base hits (10th, 30)...played with a non-displaced fracture in his left wrist for much of the season...appeared in 49 games at shortstop, 45 at third base and three at second base...became just the second switch-hitter to play at least 30 games at both shortstop and third base in his first ML season, joining Carlos Baerga (1990)...set a ML record for rookie shortstops by handling 155 chances without an error...selected to the ML roster April 10...started at third base in his Big League debut April 15 at Cleveland...knocked a two-run single off Rafael Perez in the seventh inning for first hit...finished the game with three RBI, which was the most by a Red Sox in his first ML game since Merrill Combs also had three Sept. 12, 1947...connected for his first ML homer off Glen Perkins May 10 at Minnesota...optioned to Pawtucket May 11 and rejoined Boston July 12...made eight starts at shortstop in the postseason and hit .207 with two RBI in nine games overall...hit safely in each of his three ALDS games (.364), including a walk-off RBI single in the ninth inning of Game 4 to give the Sox a 3-2 win and clinch the series, 3-1...became just the fourth rookie ever to end a postseason series with a walk-off hit.

2007—Named the Red Sox Minor League Offensive Player of the Year, hitting a combined .298 with 47 doubles, 13 homers, 70 RBI and 82 runs in 133 games between Double-A Portland and Triple-A Pawtucket...named both a Minor League All-Star and Double-A All-Star by *Baseball America*...combined to play 116 games at shortstop, nine at second base and two at third base...was selected to the Eastern League All-Star Game...placed fourth in the EL with seven triples...earned a July 27 promotion to Pawtucket...played for the Mesa Solar Sox in the Arizona Fall League, hitting .163 with 14 RBI in 24 games...prior to the season, rated the No. 5 prospect in the Red Sox organization according to *Baseball America*.

2006—Spent the entire year with Single-A Wilmington...tied for fourth in the Carolina League with six triples...played 88 games in the field, exclusively at shortstop...for the second straight year, won Boston Minor League Quality Plate Appearances Award for the month of August...hit .327 with nine doubles, two homers, three triples and 12 walks in the month...hit .231 in three postseason games for the Blue Rocks...entered 2006 as the No. 9 prospect in the Red Sox system, according to *Baseball America*.

2005—In his first pro campaign, named a New York-Penn League All-Star with Short-Season Single-A Lowell...led the league with a .429 on-base percentage and tied for fifth with a .328 batting average...won the organization's Quality Plate Appearances Award in August, hitting .341 with 21 walks compared to 13 strikeouts in 25 games.

PERSONAL/MISCELLANEOUS

Jed Carlson Lowrie...graduated from North Salem HS in Oregon...went on to attend Stanford University where he earned First-Team All-American and All-Pac-10 honors from *Baseball America* in both 2004 and 2005...hit .338 with 47 doubles, 31 homers, 162 RBI and 143 runs scored in 179 games over three seasons while with the Cardinal...named a *Baseball America* Pre-season First-team All-American on three occasions...as a sophomore in 2004, captured Pac-10 Player of the Year honors after winning the conference Triple Crown with a .399 batting average, 17 home runs and 68 RBI...was a 2004 national semifinalist for the Dick Howser Trophy, presented annually to the nation's top collegiate player...traveled to Colombia in January 2015 as a Sports Envoy in Major League Baseball's "Diamond Diplomacy" program in conjunction with the U.S. Department of State...is married, Milessa...they have a daughter, Saige, and a son, Miles...founded the A's Jedi Warriors program, which provides A's tickets, batting practice visits and specially-designed t-shirts to military families...was the A's nominee for the prestigious Roberto Clemente Award in 2014.

LIFETIME PLAYING RECORD

Year	Club	AVG.	G	AB	R	H	2B	3B	HR	RBI	SH	SF	HP	BB	SO	SB	CS	SLG	OBP	E
2005	Lowell	.328	53	201	36	66	12	0	4	32	2	1	2	34	30	7	5	.448	.429	10
2006	Wilmington	.262	97	374	43	98	21	6	3	50	0	8	2	54	65	2	2	.374	.352	25
2007	Portland	.297	93	337	61	100	31	7	8	49	3	2	1	65	58	5	3	.501	.410	13
	Pawtucket	.300	40	160	21	48	16	1	5	21	0	2	3	12	33	0	1	.506	.356	7
2008	Pawtucket	.268	53	198	35	53	14	2	5	32	0	5	0	31	43	1	0	.434	.359	7
	BOSTON	.258	81	260	34	67	25	3	2	46	2	8	1	35	68	1	0	.400	.339	2
2009	BOSTON	.147	32	68	5	10	2	0	2	11	0	2	0	6	20	0	0	.265	.211	1
	Pawtucket	.176	22	68	9	12	3	0	3	8	0	1	1	13	13	0	0	.353	.313	4
	Portland	.600	1	5	1	3	1	0	0	2	0	0	0	0	0	0	0	.800	.600	0
	Lowell	.182	3	11	2	2	2	0	0	1	0	0	0	2	1	0	0	.364	.308	1
2010	Lowell	.400	6	15	2	6	1	0	0	5	0	1	0	5	1	0	0	.467	.524	0
	Pawtucket	.333	4	15	3	5	3	0	1	4	0	1	0	1	4	1	0	.733	.353	0
	BOSTON	.287	55	171	31	49	14	0	9	24	0	0	1	25	25	1	1	.526	.381	5
2011	BOSTON	.252	88	309	40	78	14	4	6	36	1	6	2	23	60	1	1	.382	.303	15
	Pawtucket	.412	5	17	2	7	4	0	0	5	0	0	0	2	1	0	0	.647	.474	0
2012	Oklahoma City	.500	2	6	1	3	0	0	0	3	0	1	0	1	1	0	0	.500	.500	0
	HOUSTON	.244	97	340	43	83	18	0	16	42	0	2	2	43	65	2	0	.438	.331	8
2013	OAKLAND	.290	154	603	80	175	45	2	15	75	3	4	2	50	91	1	0	.446	.344	18
2014	OAKLAND	.249	136	502	59	125	29	3	6	50	51	79	2	6	5	0	0	.355	.321	13
	Sacramento	.222	2	9	1	2	0	0	0	0	0	1	0	0	0	0	0	.222	.222	1
2015	HOUSTON	.222	69	230	35	51	14	0	9	30	0	2	3	28	43	1	0	.400	.312	3
	Corpus Christi	.214	5	14	0	3	1	0	0	2	0	0	1	0	2	0	0	.286	.267	1
2016	OAKLAND	.263	87	338	30	89	12	1	2	27	0	4	1	26	65	0	0	.322	.314	6
	Nashville	.250	1	4	1	1	0	0	0	0	0	0	0	1	0	0	0	.250	.400	0
2017	OAKLAND	.277	153	567	86	157	49	3	14	69	0	3	2	73	100	0	1	.448	.360	5
AL Totals		.263	855	3048	400	801	204	16	65	368	8	35	17	317	551	5	3	.404	.332	68
NL Totals		.244	97	340	43	83	18	0	16	42	0	2	2	43	65	2	0	.438	.331	8
ML Totals		.261	952	3388	443	884	222	16	81	410	8	37	19	360	616	7	3	.408	.332	76

CAREER TRANSACTIONS

2005 — Selected by the Boston Red Sox organization as a supplemental pick following the 1st round (45th selection overall) in First-Year Player Draft. **2009** — On the disabled list, April 12 to July 7; included rehabilitation assignments to Pawtucket, June 21 to July 5, and Portland, July 6 to 7. On the disabled list, August 7 to September 7; included rehabilitation assignment to Pawtucket, August 24 to September 7. **2010** — On the disabled list, March 26 to July 20; included rehabilitation assignments to Lowell, July 5 to 14, and Pawtucket, July 15 to 20. **2011** — On the disabled list, June 17 to August 7; included rehabilitation assignment to Pawtucket, August 1 to 7. Traded to the Houston Astros with pitcher Kyle Weiland for pitcher Mark Melancon, December 14. **2012** — On the disabled list, March 29 to April 12; included rehabilitation assignment to Oklahoma City, April 10 to 11. On the disabled list, July 15 to September 10; included rehabilitation assignments to Corpus Christi, September 7, and Lancaster, September 8 to 10. **2013** — Traded to the Oakland Athletics with pitcher Fernando Rodriguez for pitcher Brad Peacock, first baseman Chris Carter and minor league catcher Max Stassi, February 4. **2014** — On the disabled list, August 14 to 30; included rehabilitation assignment to Sacramento, August 30. Elected free agency, October 30; signed by Houston, December 15. **2015** — On the disabled list, April 28 to July 29; included rehabilitation assignment to Corpus Christi, July 22 to 29. Traded to Oakland for minor league pitcher Brendan McCurry, November 25. **2016** — On the disabled list, May 10 to 24; included rehabilitation assignment to Nashville, May 23 to 24. On the disabled list, August 4 to October 6.

WILD CARD RECORD

Year	Club/Opp.	AVG.	G	AB	R	H	2B	3B	HR	RBI	SH	SF	HP	BB	SO	SB	CS	SLG	OBP	E
2014	OAK vs. KC	.000	1	5	0	0	0	0	0	0	1	0	0	0	0	0	0	.000	.000	0
2015	HOU vs. NYY	.000	1	1	0	0	0	0	0	0	0	0	0	0	0	0	0	.000	.000	0
Totals		.000	2	6	0	0	0	0	0	0	1	0	0	0	0	0	0	.000	.000	0

DIVISION SERIES RECORD

Year	Club/Opp.	AVG.	G	AB	R	H	2B	3B	HR	RBI	SH	SF	HP	BB	SO	SB	CS	SLG	OBP	E
2008	BOS vs. LAA	.364	3	11	2	4	0	0	0	1	0	0	1	1	3	0	0	.364	.462	1
2009	BOS vs. LAA	.000	3	2	0	0	0	0	0	0	0	0	0	1	0	0	0	.000	.000	0
2013	OAK vs. DET	.150	5	20	2	3	1	0	1	3	0	0	0	2	7	0	0	.350	.227	0
2015	HOU vs. KC	.000	3	3	0	0	0	0	0	0	0	0	0	0	1	0	0	.000	.000	0
Totals		.194	14	36	4	7	1	0	1	4	0	0	1	3	12	0	0	.275	.194	1

LEAGUE CHAMPIONSHIP SERIES RECORD

Year	Club/Opp.	AVG.	G	AB	R	H	2B	3B	HR	RBI	SH	SF	HP	BB	SO	SB	CS	SLG	OBP	E
2009	BOS vs. TB	.111	6	18	2	2	1	0	0	1	0	1	0	4	4	0	0	.167	.261	0

LOWRIE'S CAREER BESTS

Hits: 4 (seven times), last: May 24, 2017 vs. Miami

Home Runs: 2 (three times), May 8, 2017 vs. Los Angeles (AL); October 3, 2010 vs. New York (AL); September 14, 2010 at Seattle

Runs Batted In: 5, September 19, 2017 at Detroit

Stolen Bases: 1 (seven times), last: April 8, 2015 vs. Cleveland

Hitting Streak: 12, August 18 to 30, 2013

Hittless Streak (At Bats): 28, August 19 to 31, 2015

Game Ending RBI: 5, September 8, 2017 vs. Houston (single); May 8, 2017 vs. Los Angeles-AL (home run); September 6, 2014 vs. Houston (single), August 21, 2010 vs. Toronto (home run), August 1, 2008 vs. Oakland (single)

Grand Slams: 3, September 19, 2017 at Detroit (Alex Wilson); September 6, 2015 vs. Minnesota (Trevor May), October 4, 2009 vs. Cleveland (Chris Perez)

Pinch-Hit Home Runs: 1, September 13, 2015 at Los Angeles-AL (Huston Street)

Inside-The-Park Home Runs: None

Lead Off Home Runs: None

ATHLETICS LONGEST AVERAGE TIME OF GAME

3:08:45 (2017)

3:08:28 (2000)

3:05:11 (2014)

3:04:38 (2013)

3:03:32 (1999)

3:03:28 (2001)

3:02:46 (1997)

3:02:44 (1992)

CATCHER

Height/Weight: 6-0 / 200

Bats/Throws: Right / Right

Birthdate: June 13, 1986

Opening Day Age: 31

Birthplace/Resides: Eustis, Florida / Lafayette, Louisiana

Major League Service: 7 years, 136 days

Obtained: Signed as a free agent, March 12, 2018

Contract Status: First year of a one-year contract through 2018

CAREER HIGHLIGHTS

Is a .281 career hitter with 96 home runs and 458 RBI in 975 games in eight seasons in the majors with Milwaukee (2010-16), Texas (2016-17) and Colorado (2017)...was a two-time All-Star with the Brewers in 2014 and 2016...has tossed out 177 attempted base stealers in his career, which are the most by a Major League catcher dating back to 2010...combined with Milwaukee and Texas to hit a career-high 24 home runs in 2016...became the first catcher in modern ML history to lead his league in doubles when he had 53 in 2014...finished fourth in National League MVP voting that year...played for Team USA in the 2013 World Baseball Classic...became the first catcher in ML history with two seven-RBI games in one season in 2012...played in the Arizona Fall League in 2009...named to the Pioneer League Postseason All-Star team in 2007...was originally selected by Milwaukee in the third round of the 2007 draft.

MOST CAUGHT STEALING IN MAJORS, 2010-2017

- 177 Jonathan Lucroy
- 173 Russell Martin
- 173 Yadier Molina
- 150 Brian McCann
- 150 Matt Wieters

2017 HIGHLIGHTS

Began the season with Texas and was batting .242 with four home runs and 27 RBI in 77 games when he was traded to Colorado July 30...hit .310 with two home runs and 13 RBI in 46 games with the Rockies...combined to bat .265 in 123 games overall...his six home runs were his fewest since he hit four in 75 games in 2010, his first season...struck out 51 times and his average of 9.43 plate appearances per strikeout was the best mark of his career...had career highs in hit by pitches (8) and intentional walks (6)...batted .272 (86-for-316) with five of his six home runs against right-handed pitching compared to .243 (26-for-107) against left-handers...has a .285 (276-for-967) average against righties and .243 (778-for-317) against lefties over the last three years after hitting .316 against lefties and .276 against righties over his first five seasons in the majors...had a .214 batting average with runners in scoring position, including .174 with RISP and two outs...four of his six home runs came with runners on base...compiled a .338 batting average with two home runs and nine RBI in 19 interleague games...now has a .305 (130-for-426) career average in interleague play...hit .323 against National League teams, .229 against American League clubs...batted .309 in day games and .292 in the seventh inning or later...caught 110 games, including 108 starts, and made four errors for a .995 fielding percentage...that was the sixth best fielding percentage among catchers in the majors...tossed out 16-of-71 (22.5%) attempted base stealers...also appeared in one game at first base and batted .250 in 10 games as the designated hitter...was 0-for-3 with two walks in five pinch hitting appearances...started games at every spot in the order except first and second and saw his most action batting eighth (34 starts), seventh (31) and sixth (30).

MAJORS: Was the Rangers Opening Day starter at catcher and went 0-for-4 on April 3 against Cleveland...hit .184 over his first 13 games and finished April with a .206 batting average in 17 contests...then hit .295 in 23 games in May...had a season-best 10-game hitting streak from May 10 to 23, which fell one short of his career high...went 16-for-39 (.410) during the streak, which raised his batting average from .214 to .276...had his average as high as .275 through games of June 16 but then hit .174 over his final 27 contests with the Rangers...committed his first error in more than a year on July 17 at Baltimore...that snapped a 111-game errorless streak as a catcher

dating back to his last error on July 15, 2016...was traded to Colorado for a player to be named later on July 30...the Rockies sent outfielder Pedro Gonzalez to the Rangers on Aug. 23 to complete the deal...went 13-for-35 (.371) with seven walks (.511 on-base percentage) over his first 12 games with Colorado...then went 2-for-23 (.087) over his next seven contests before hitting his first home run as a member of the Rockies Aug. 28 against Detroit...that snapped a 51-game, 173 at-bat homerless streak, which was the second-longest homerless drought of his career and the longest single-season streak...batted .299 with a .415 on-base percentage in 22 games in August and then hit .311 with 16 walks (.429 on-base percentage) in 23 games in September...including .425 with a .549 on-base percentage over his final 14 games...drew a walk in each of his last six games, which was the longest such streak of his career...started at catcher for the Rockies in the National League Wild Card game at Arizona on Oct. 4 and went 2-for-3 with two doubles, a RBI and a walk...became the seventh Rockies player (eighth time) to record multiple extra-base hits in a postseason game.

CAREER

2016—Combined to bat .292 with 24 HR and 81 RBI in 142 games with the Brewers and Rangers...established career high for homers with second highest totals in RBI, OPS (.855), batting average, total bases (245), extra base hits (51), walks (47), and runs (67)...had the second highest batting average among all Major League players who appeared with more than one team to Carlos Beltran's .295 with New York (AL) and Texas...overall, batted .310 vs. right-handed pitchers and .233 vs. left-handers...had a .345 mark with runners in scoring position and two outs...made starts at catcher (79), first base (5) and designated hitter (3) with the Brewers...was second on the club in average (.299) and RBI (50) and third in home run (13) and hits (101) at the time of the trade...posted a .311 average in his first 66 games through June 21 and a .270 mark in his final 29 contests with Milwaukee...had a season-high 10-game hitting streak from May 27 to June 7...had three RBI in three straight games, May 27-29...was acquired by the Rangers in a five-player deal on Aug. 1 and started 42 games at catcher the rest of the season...ranked among the team leaders after the start of August in home run (3rd, 11), RBI (3rd, 31) and walks (5th, 14), while batting .342 with runners in scoring position...hit .250 in his first 14 games with Texas through Aug. 16 before producing at a .333 clip in his next 19 contests, improving to .303 on Sept. 12...batted .209 over his last 14 games to finish at .276 with the Rangers...started all three games at catcher during ALDS against Toronto, going 1-for-12 at the plate...was hitless in his first 10 at bats before a sixth inning single in Game 3...his 24 homers, all while catching, were second most among ML backstops to the Dodgers Yasmani Grandal (27)...had six home runs in his first 10 games in a Rangers uniform, the most by any player in Washington/Texas franchise history, surpassing the five home runs by Taylor Teagarden in 2008...posted both of his multi-homer games of season in a span of seven days over first 10 games with the Rangers: Aug. 6 at Houston and Aug. 12 vs. Detroit...had 17 two-out RBI with Texas, most on the club beginning Aug. 1...posted five of his nine GWRBI with Texas, including a team-high four GWRBI in September...had a two-run walk-off single on Sept. 16 vs. Oakland, just the third game-ending RBI ever by a Texas catcher with the team trailing (Mike Stanley, July 27, 1987 vs. Milwaukee; Ivan Rodriguez, Sept. 8, 1998 vs. Kansas City).

2015—Made starts at catcher (86), first base (5) and designated hitter (1) in his final full season with the Brewers...was on the disabled list from April 21 to May 28 with a fractured left great toe sustained from a Zack Cozart foul tip on April 20 against Cincinnati...missed 38 games...also was sidelined for 14 consecutive games from Sept. 9 to 23 with a concussion suffered on a foul tip off his mask, Sept. 8 at Miami...returned to make one more start at first base on Sept. 26 at Seattle...threw out 24 of 94 runners attempting to steal (25.5%)...produced a career-high 11-game hitting streak from Aug. 21 to Sept. 3 with a .384 (28-for-73) average over his final 24 games of the season.

2014—Led the majors in doubles (53), becoming the first primary catcher in modern Major League history (since 1900) to lead his league in that category...tied the Brewers franchise single-season record with Lyle Overbay (2004)...had a ML record 46 doubles while playing at catcher, breaking the previous mark of 45 set by Ivan Rodriguez with Texas in 1996...also ranked among the NL leaders in multi-hit games (3rd, 53), extra-base hits (t-3rd, 68), hits (t-5th, 176), batting (7th, .301), on-base percentage (8th, .373), and OPS (10th, .837)...also set career bests for games (153), at bats (585), runs (73) and walks (66)...finished 4th in National League MVP voting and

was named Brewers MVP by the Milwaukee BBWAA chapter...made starts at catcher (133), first base (16) and designated hitter (1)...was the Brewers player of month for both June and September.

2013—Set career highs for triples (6), RBI (82) and stolen bases (9)...had 76 RBI as catcher, which tied for the Major League lead with Yadier Molina (STL) and Matt Wieters (BAL)...started 122 games at catcher, nine at first base and three as designated hitter...batted .303 with 15 home runs and 65 RBI over the last 111 games to raise his final average from .208 to .280...was the Brewers July Player of the Month after hitting .333 with seven home runs and 15 RBI...had career-high five hits on May 31 at Philadelphia...played for Team USA in the World Baseball Classic...went 2-for-5 with two runs, a RBI and a walk in three games.

2012—Appeared in just 96 games due to a fractured right hand that sidelined him from May 28 to July 25...made 80 starts, all at catcher...batted .389 with runners in scoring position, including a Major League best .514 prior to his stint on the disabled list...tied a Milwaukee club record with a pair of seven RBI games on May 20 against Minnesota and Aug. 30 at Chicago (NL), hitting a grand slam in each contest...became the first catcher in ML history with two seven-RBI games in one season and was the 5th catcher in ML history with two different seven-RBI games in a career, joining Bill Dickey, Smoky Burgess, Johnny Bench and Ramon Hernandez...was named Brewers player of the month for May after hitting .388 with three home runs and 22 RBI.

2011—In his first full season in the majors, he made 114 starts at catcher after opening the campaign on the disabled list...placed on the 15-day DL March 30 (retroactive to March 22) with a fractured right pinkie finger (missed 10 games)...opened the year with a rehab assignment at Double-A Huntsville and was reinstated April 11...produced his first career walk-off hit with a suicide squeeze bunt in the ninth inning on May 28 against San Francisco...named Brewers player of the month for May after hitting .298 with five home runs and 20 RBI...batted .250 (8-for-32) with a home run and five RBI in 10 games during the postseason, starting nine contests...homered off Edwin Jackson in a Game 6 loss to St. Louis in the deciding game of the NLCS.

2010—Opened the year at Huntsville, batting .452 in 10 games...was promoted to Triple-A Nashville April 20 and appeared in 21 games before his contract was selected by Milwaukee on May 21...had 74 starts at catcher the rest of the year...threw out 15 of 52 runners attempting to steal (28.8%)...made his Major League debut on May 21 at Minnesota and had a pinch-hit single off Nick Blackburn in his first plate appearance...hit his first big league home run off Ryan Rowland-Smith on June 25 against Seattle for his first career RBI (15th game).

2009—Was first in RBI (66), doubles (32) and walks (78) at Huntsville...was a Southern League All-Star...following the season played for the Peoria Javelinas in the Arizona Fall League and batted .310 with two home runs and 10 RBI in 17 games.

2008—Combined for a .301 average with 20 home runs and 77 RBI in 129 games between West Virginia (Low-A) and Brevard County (High-A)...was a South Atlantic League All-Star at West Virginia.

2007—Had the Pioneer League's 6th best average (.342) at Helena (Rookie) in his first pro season...was named to the PL Postseason All-Star Team...was recognized as a Rookie All-Star and rated as the 6th-best prospect in the PL by *Baseball America*...made his pro debut on June 19 at Missoula, going 0-for-3 with a walk as he started at catcher...following the season played for the North Shore Honu of the Hawaiian Winter League and batted .299 with 8 RBI in 23 games.

PERSONAL/MISCELLANEOUS

Jonathan Charles Lucroy...he and wife Sarah have a daughter, Ellia...played three seasons at the University of Louisiana-Lafayette, setting career school records with 54 doubles, 184 RBI and 414 total bases while ranking 2nd with 241 hits...was a Louisville Slugger Freshman All-American in 2005 and a first team All-Sun Belt Conference selection in 2005 and 2007...graduated from Umatilla (FL) High School in 2004...had his baseball uniform number 6 retired by Umatilla H.S. in April 2011...enjoys hunting and fishing...his brother, David, was selected as a RHP by Milwaukee in the

20th round of the 2015 June draft...David pitched for Brevard County and Wisconsin (Low-A) in 2016...was selected as the recipient of the Brewers' Good Guy Award by the Milwaukee BBWAA from 2013-15 and won MIL's MLBPA Heart and Hustle Award from 2014-16...was the Brewers nominee for the Roberto Clemente Award in 2013.

LIFETIME PLAYING RECORD

Year	Club	AVG.	G	AB	R	H	2B	3B	HR	RBI	SH	SF	HP	BB	SO	SB	CS	SLG	OBP	E
2007	Helena	.342	61	234	35	80	18	2	4	39	0	2	1	16	37	0	3	.487	.383	4
2008	West Virginia	.310	65	239	45	74	16	1	10	33	0	2	3	30	39	8	1	.510	.391	5
	Brevard County	.292	64	236	31	69	12	1	10	44	0	6	2	28	45	1	2	.479	.364	3
2009	Huntsville	.267	125	419	61	112	32	2	9	66	1	6	2	78	66	1	1	.418	.380	7
2010	Huntsville	.452	10	42	8	19	3	0	0	5	1	0	0	4	3	0	0	.524	.500	1
	Nashville	.238	21	80	8	19	4	0	2	11	0	0	0	3	14	0	0	.363	.265	2
2011	MILWAUKEE	.253	75	277	24	70	9	0	4	26	0	1	1	18	44	4	2	.329	.300	5
	Huntsville	.273	4	11	3	3	1	0	0	4	0	0	0	6	1	1	0	.364	.529	0
2012	MILWAUKEE	.265	136	430	45	114	16	1	12	59	4	3	2	29	99	2	1	.391	.313	7
	MILWAUKEE	.320	96	316	46	101	17	4	12	58	1	3	4	22	44	4	1	.513	.368	7
2013	Wisconsin	.333	4	12	0	4	1	0	0	2	0	0	0	1	0	1	0	.417	.385	1
	Nashville	.429	2	7	4	3	0	0	0	1	0	0	1	0	1	1	0	.429	.500	0
2014	MILWAUKEE	.280	147	521	59	146	25	6	18	82	0	8	5	46	69	9	1	.455	.340	10
2015	MILWAUKEE	.301	153	585	73	176	53	2	13	69	0	2	2	66	71	4	4	.465	.373	5
2016	MILWAUKEE	.264	103	371	51	98	20	3	7	43	1	6	1	36	64	1	0	.391	.326	8
	Brevard County	.250	4	16	3	4	0	0	0	1	0	0	0	2	0	0	0	.250	.333	0
2017	MILWAUKEE	.299	95	338	48	101	17	3	13	50	0	4	1	33	70	5	0	.482	.359	6
	TEXAS	.276	47	152	19	42	7	0	11	31	0	0	2	14	30	0	0	.539	.345	0
2018	TEXAS	.242	77	281	27	68	15	0	4	27	0	2	4	19	32	1	0	.338	.297	1
	COLORADO	.310	46	142	18	44	6	3	2	13	0	2	4	27	19	0	0	.437	.429	3
AL Totals		.254	124	433	46	110	22	0	15	58	0	2	6	33	62	1	0	.409	.314	1
NL Totals		.285	851	2980	364	850	163	22	81	400	6	29	20	277	480	29	9	.436	.347	51
ML Totals		.281	975	3413	410	960	185	22	96	458	6	29	20	310	542	30	9	.433	.343	52

CAREER TRANSACTIONS

2007 — Selected by the Milwaukee Brewers in the 3rd round of the First-Year Player Draft. **2011** — On the disabled list, March 22 to April 10; included rehabilitation assignment to Huntsville, April 7 to 10. **2012** — On the disabled list, May 28 to July 25; included rehabilitation assignment to Wisconsin, July 19 to 22, and Nashville, July 23 to 25. **2015** — On the disabled list, April 21 to May 31; included rehabilitation assignment to Brevard County, May 28 to 31. **2016** — Traded to the Texas Rangers with pitcher Jeremy Jeffress for pitcher Luis Ortiz, outfielder Lewis Brinson and a player to be named later (outfielder Ryan Cordell on September 5), August 1. **2017** — Traded to the Colorado Rockies for a player to be named later (outfielder Pedro Gonzalez on Aug. 23), July 30. Elected free agency, November 2. **2018** — Signed by the Oakland Athletics, March 12.

WILD CARD RECORD

Year	Club/Opp.	AVG.	G	AB	R	H	2B	3B	HR	RBI	SH	SF	HP	BB	SO	SB	CS	SLG	OBP	E
2017	COL vs. ARI	.667	1	3	2	2	2	0	0	1	0	0	0	1	0	0	0	1.333	.750	0

DIVISION SERIES RECORD

Year	Club/Opp.	AVG.	G	AB	R	H	2B	3B	HR	RBI	SH	SF	HP	BB	SO	SB	CS	SLG	OBP	E
2011	MIL vs. ARI	.200	4	15	1	3	0	0	0	2	0	0	0	0	5	0	0	.200	.200	0
2016	TEX vs. TOR	.083	3	12	1	1	0	0	0	0	0	0	0	0	0	2	0	.083	.083	0
Totals		.148	7	27	2	4	0	0	0	2	0	0	0	0	7	0	0	.148	.148	0

LEAGUE CHAMPIONSHIP SERIES RECORD

Year	Club/Opp.	AVG.	G	AB	R	H	2B	3B	HR	RBI	SH	SF	HP	BB	SO	SB	CS	SLG	OBP	E
2011	MIL vs. STL	.294	6	17	2	5	1	0	1	3	0	0	0	0	3	0	0	.529	.294	0

ALL-STAR GAME RECORD

Year	Club/Site	AVG.	G	AB	R	H	2B	3B	HR	RBI	SH	SF	HP	BB	SO	SB	CS	SLG	OBP	E
2014	NL/Min.	1.000	1	2	0	2	2	0	0	2	0	0	0	0	0	0	0	2.000	1.000	0
2016	NL/S.D.	1.000	1	1	0	1	0	0	0	0	0	0	0	0	0	0	0	1.000	1.000	0
Totals		1.000	2	3	0	3	2	0	0	2	0	0	0	0	0	0	0	1.667	1.000	0

WORLD BASEBALL CLASSIC RECORD

Year	Club	AVG.	G	AB	R	H	2B	3B	HR	RBI	SH	SF	HP	BB	SO	SB	CS	SLG	OBP	E
2013	United States	.400	3	5	2	2	0	0	0	1	0	0	0	1	0	0	0	.400	.500	0

LUCROY'S CAREER HIGHS

Hits: 5, May 31, 2013 at Philadelphia; 4 (four times), last: June 29, 2015 at Philadelphia

Home Runs: 2 (eight times), August 12, 2016 vs. Detroit; August 6, 2016 at Houston; August 25, 2015 at Cleveland; July 22, 2014 vs. Cincinnati; June 17, 2014 at Arizona; May 31, 2013 at Philadelphia; August 20, 2012 vs. Chicago (NL); May 20, 2012 vs. Minnesota

Runs Batted In: 7 (twice), August 30, 2012 at Chicago (NL); May 20, 2012 vs. Minnesota; 5 (three times), last: August 12, 2016 vs. Detroit

Stolen Bases: 1 (30 times), last: July 24, 2017 vs. Miami

Hitting Streak: 11, August 21 to September 3, 2015

Hitless Streak (At Bats): 22, July 17 to 25, 2017


Game Ending RBI: 5, September 16, 2016 vs. Oakland (single); July 22, 2014 vs. Cincinnati (home run); August 16, 2013 vs. Cincinnati (home run); April 1, 2013 vs. Colorado (sacrifice fly); May 28, 2011 vs. San Francisco (single)

Grand Slams: 3, June 17, 2014 at Arizona (Brad Ziegler); August 30, 2012 at Chicago-NL (Brooks Raley); May 20, 2012 vs. Minnesota (Jeff Gray)

Pinch-Hit Home Runs: 1, August 15, 2011 vs. Los Angeles-NL (Scott Eibert)

Inside-The-Park Home Runs: None

Lead Off Home Runs: None

**LEFT-HANDED PITCHER****Height/Weight:** 6-5 / 230**Bats/Throws:** Right / Left**Birthdate:** February 1, 1992**Opening Day Age:** 26**Birthplace/Resides:** Valparaiso, Indiana / Scottsdale, Arizona**Major League Service:** 1 year, 157 days**Obtained:** Acquired from Kansas City with Aaron Brooks for Ben Zobrist and cash, July 28, 2015**Contract Status:** First year of a one-year contract through 2018**CAREER HIGHLIGHTS**

Made his Major League debut with Oakland in 2016 and is 19-19 with a 4.12 ERA in 54 games, 53 starts, in two seasons with the A's...is 16-9 with a 2.84 ERA (70 er in 221.2 ip) in 44 career minor league games, all starts...was originally drafted by Kansas City as a Competitive Balance pick following the first round of the 2013 draft and was dealt to the A's just prior to the 2015 trading deadline in the Ben Zobrist deal...pitched in the Arizona Fall League in 2015 and started for the East in the AFL Fall Stars Game...led the Carolina League and the Royals farm system with 146 strikeouts in 2014...was rated as the Royals number six prospect by *Baseball America* following the 2013 and number three after 2014...was rated as the A's number two prospect following the 2015 season.

2017 HIGHLIGHTS

Compiled a 12-10 record and a 4.37 ERA in 29 starts in his second season in the majors...went 1-3 with a 5.52 ERA and .179 opponents batting average over his first six starts, 7-2 with a 2.92 ERA and .246 opponents average over an 11-start span from May 20 to July 16 and 4-5 with a 5.55 ERA and .328 opponents average over his final 12 starts...led the A's in wins, games started, innings pitched (158.2), strikeouts (140), hits (167), walks (55) and hit batters (10)...this marked just the third time in Oakland history (Wengert, 161.1 ip in 1996 and 134.0 ip in 1997) and fourth time in Athletics history (Garver, 145 ip in 1957) the A's did not have a pitcher with enough innings to qualify for the ERA title...it was just the fifth time in Oakland history the A's did not have a pitcher with at least 30 starts in a non-strike season (Karsay, 24 in 1997; Wengert, 25 in 1996; Young, 27 in 1986; Langford, 29 in 1979)...now has 264 career strikeouts, which are third most in Oakland history by a pitcher in his first two seasons in the majors (Hudson, 301; Zito, 283), and 19 wins, which are tied for sixth most...allowed a .268 opponents batting average, including .227 (30-for-132) against left-handed hitters compared to .279 (137-for-491) against right-handers...surrendered 16 of his 18 home runs and issued 49 of his 55 walks to righties...had a .593 OPS against lefties, .809 against righties...now has a .207 (48-for-232) career batting average and .565 OPS against lefties compared to .271 (254-for-936) with a .783 OPS against righties...went 6-3 with a 4.19 ERA in 13 starts in Oakland and allowed just five home runs in 68.2 innings (0.66 per nine innings)...was 6-7 with a 4.50 ERA in 16 starts on the road and yielded 13 home runs in 90.0 innings (1.30 per nine innings)...is now 11-6 with a 3.55 ERA (60 er in 152.0 ip) in 27 career games at home, 8-13 with a 4.70 ERA (79 er in 151.1 ip) in 27 starts on the road...was 6-1 with a 3.57 ERA and .230 opponents batting average in 11 starts during the day compared to 6-9 with a 4.89 ERA and .292 opponents average in 18 starts at night...tied for sixth in the American League in day wins...is now 8-3 with a 3.53 ERA (41 er in 104.2 ip) in 18 career day games, 11-16 with a 4.44 ERA (98 er in 198.2 ip) in 36 starts at night...was 7-5 with a 3.76 ERA and .229 opponents batting average in 16 starts before the All-Star Break, 5-5 with a 5.23 ERA and .317 opponents average in 13 starts after the break...allowed eight home runs in 93.1 innings before the break, 10 in 65.1 innings after the break...12 of the 18 home runs he allowed were solo shots...allowed a .160 batting average with two strikes...held the three hitter in the batting order to a .216 batting average but the two hitter batted .377...now has a .207 (28-for-135) career average against the three hitter...went 5-7 against AL West competition, 7-3 against all other teams...yielded 43 of his 88 runs over the first two innings of his starts...had a 5.91 ERA over the first two innings of a game, a 3.08 ERA over innings three through five and a 7.13 ERA in the sixth inning...did not allow a run after the sixth inning (8.2 ip)...tied for third in the AL in pickoffs (4), tied for fifth in triples (5)

and tied for seventh in unearned runs (11) and hit batters (10)...received no runs of support in four of his 10 losses.

OAKLAND: Struck out a career-high 10 batters in just 5.1 innings in his second start of the season April 9 at Texas...became just the sixth pitcher in Oakland history to strike out 10 or more in fewer than six innings, the first since Rich Harden on Sept. 5, 2011 against Kansas City (10 so in 5.0 ip)... however, took the loss in an 8-1 decision...tossed 5.0 hitless innings in his next start April 15 against Houston but walked a career-high five batters and yielded two runs...is just the second A's pitcher since at least 1913 to toss five or more hitless innings and allow a run (Chris Codiroli, June 27, 1986 against Chicago)...became the first MLB pitcher since at least 1913 with the following pitching line: 5.0 ip, 0 h, 2 r, 1 er, 5 bb, 6 so... left with a 5-2 lead but ended up with a no decision as the bullpen allowed eight runs over the final three innings for the blown save and loss in a 10-6 decision...it was the first of three times the bullpen blew a save in one of his starts (July 22 at NYM, July 27 at Toronto)...allowed five hits in 6.0 innings April 21 against Seattle to extend his season-opening streak of consecutive starts with five innings or more and five hits or fewer to four...that matched the second longest such streak in Oakland history and was the longest since Chad Gaudin also had a four-game streak in 2007...left his start on April 26 at Los Angeles (AL) after just 2.0 innings with tightness in his left shoulder...was 1-2 with a 5.18 ERA in five starts when he was placed on the 10-day disabled list April 30 retroactive to April 27 with a strained left shoulder...made one start on a rehab assignment with Triple-A Nashville May 9 against El Paso and had a no decision in the Sounds 8-6 loss (4.0 ip, 4 h, 2 r, 1 er, 1 bb, 5 so, 72 pitches)...was reinstated May 15...walked a career-high tying five batters but yielded just two hits in 5.0 innings that day in a 6-5 loss to Seattle...defeated Boston May 20 to start a career-high five-game winning streak that spanned five starts through June 10...compiled a 1.97 ERA and .193 opponents batting average during the streak and issued just seven walks in 32.0 innings (1.97 walks per nine innings)...finished May with a 3-1 record, a 2.63 ERA and .167 opponents batting average in four starts...allowed six hits June 10 in the second game of a doubleheader at Tampa Bay...that snapped a streak of 16 consecutive games with five hits or fewer and two innings pitched or more from Aug. 23, 2016 to June 5, 2017...that tied for the third longest such streak by a Major League pitcher since at least 1913...it is the longest by an AL pitcher...had a career-high tying three-game losing streak from Aug. 1 to 18...compiled an 11.37 ERA and .415 opponents batting during the streak, which spanned four starts...tossed fewer than four innings in three consecutive starts from Aug. 1 to 12...is the first A's starting pitcher to toss fewer than four innings in three consecutive starts over the course of one season since Miguel Jimenez did it from April 30-May 12, 1994...faced seven batters and allowed six hits and a walk while pitching a career-low 0.1 innings in a 12-5 loss to Baltimore on Aug. 12 in Oakland...became the fourth pitcher in Oakland history to face seven or more batters in a game and have each batter reach safely via hit, walk or hit by pitch...went 1-3 with a 9.17 ERA and .391 opponents batting average in five starts in August...tied for fifth in the AL in losses in August...the opponents batting average was the highest in the AL among pitchers with 15 or more innings in August and the ERA was third highest...struck out just seven batters in 17.2 innings, an average of 3.57 per nine innings...is now 3-7 with a 5.75 ERA (33 er in 51.2 ip) in 11 career starts in August...then went 3-2 with a 3.54 ERA in five starts in September and is 4-2 with a 2.35 ERA (12 er in 46.0 ip) in eight career starts in the month...tossed a career-high 116 pitches for his 10th win of the season Sept. 6 against Los Angeles (AL)...allowed seven runs on a career-high tying 11 hits in 3.2 innings in an 11-1 loss at Boston Sept. 12...was scratched from his scheduled start Sept. 23 against the Rangers with a left upper back strain...returned to make his final start Sept. 28 at Texas and allowed one unearned run in 6.2 innings for the win.

ATHLETICS CONSECUTIVE STARTS, NO COMPLETE GAMES

113	Barry Zito, August 12, 2003-Sept. 28, 2006
67	Mike Oquist, June 11, 1997-Sept. 21, 1999
64	Bob Welch, August 27, 1991-May 16, 1994
53	Sean Manaea, April 29, 2016-present
53	Jarrod Parker, April 25, 2012-August 14, 2013

CAREER

2016—Made his Major League debut with the A's following an April 29 promotion and went 7-9 with a 3.86 ERA in 25 games, including 24 starts...ranked second among American League rookies in strikeouts (124), innings pitched (144.2) and games started and tied for fifth in wins...the strikeouts tied for sixth most in Oakland history by a rookie...allowed a .248 opponents batting

average and walked 37 batters for a .298 on-base percentage...was 2-4 with a 6.02 ERA and .282 opponents batting average in nine starts when he was placed on the 15-day disabled list June 14 with a left pronator strain...was reinstated June 29 and went 5-5 with a 2.74 ERA and .229 opponents batting average in 16 games, 15 starts, following his return...his ERA following his return from the DL was fifth lowest in the AL...his opponents batting average included .180 against left-handed hitters compared to .263 against right-handers...based on a minimum of 140 innings pitched, the mark against lefties was second lowest in the AL and the lowest in Oakland history (previous: .185, Norris, 1980)...allowed 17 of his 20 home runs and issued 33 of his 37 walks to righties for a .754 OPS...had a .526 OPS against lefties, which was second lowest in the AL and in Oakland history (.504, Norris, 1980)...opponents hit .192 with runners in scoring position, which was third lowest in the AL among pitchers with 140 or more innings pitched...had a .152 average with RISP and two outs...held the three hitter to a .197 average, which was fifth lowest in the AL...went 4-4 with a 2.67 ERA and .220 opponents batting average in 13 games after the All-Star Break after going 3-5 with a 5.24 ERA and .278 opponents average in 12 starts before the break...had the fifth lowest post-break ERA in the AL...was 5-3 with a 3.02 ERA in 14 games (13 starts) at home compared to 2-6 with a 4.99 ERA in 11 starts on the road...had the fifth lowest home ERA in the AL...had a 1.59 ERA and .210 opponents batting average over innings one through three and a 6.21 ERA and .283 opponents batting average from the fourth inning on...among pitchers with 20 or more innings, he had the lowest first inning ERA in the majors (1.13) and the fourth lowest second inning ERA (1.44)...his first inning ERA was third lowest in Oakland history using the 20 inning minimum...13 of his 20 home runs came after his 60th pitch in a game...yielded a .430 batting average and .733 slugging percentage when the opponents put the first pitch in play but had a .157 opponents average with two strikes...received one run of support or fewer in 10 of his 24 starts and went 0-6 with a 3.90 ERA in those contests...in his four no decisions with support of one run or fewer, he has scoreless outings of 8.0 innings, 7.0 and 6.0 and one outing where he allowed one run in 7.0 innings...tied for eighth in the AL with three pickoffs and opponents were successful in 3-of-7 (42.9%) stolen base attempts off him...the A's were 11-13 (.458) in his starting assignments...walked two batters or fewer in 19 of his 24 starts and allowed two runs or fewer 13 times...was selected from Nashville April 29 and made his ML debut that day against Houston after just 42 minor league appearances, all starts, in three professional seasons...had a no decision in the A's 7-4 win, allowing four runs on four hits and four walks in 5.0 innings...struck out Carlos Correa to end the first inning for his first big league strikeout...allowed four runs in each of his first three starts games to become just the second pitcher in Oakland history to allow at least four runs in each of his first three ML appearances...the other is Vida Blue (July 20-Aug. 3, 1969)...was credited with his first Major League win in the A's 3-1 victory over Texas May 16 in Oakland when he allowed a run on four hits in 6.2 innings...left his outing on June 13 against Texas after 4.1 innings with a left pronator muscle strain...was placed on the 15-day disabled the next day...made one start with Single-A Stockton on a rehab assignment June 24 against San Jose (3.2 ip, 2 h, 2 r, 2 er, 2 bb, 3 so, 1 hr) and was reinstated from the DL June 29...fired 5.2 shutout innings for the win that day against San Francisco...tossed 7.0 innings and did not allow a run or walk a batter on July 10 at Houston...ended up with a no decision in the A's 2-1, 10-inning loss...made his first career relief appearance July 17 against Toronto...entered the game to start the second inning in relief of Andrew Triggs, who left the game with a left shin contusion...Triggs relieved Rich Hill who left after five pitches with a blister...Manaea had been scheduled to start two days later...tossed 5.0 innings, which matched the season-high for an A's reliever...had a no decision in the A's 1-0, 13-inning win over Tampa Bay July 22 in Oakland...tossed a career-high 8.0 scoreless innings and allowed just five hits and no walks, but Odorizzi did the same for the Rays...walked Escobar with two outs in the fifth inning on August 2 at Los Angeles to snap a streak of four games, 30.2 innings and 126 batters faced without a walk from July 10 to Aug. 2...the streak of 30.2 innings without a walk was the longest single season streak in Oakland history, topping the previous mark of 29.0 by Lary Sorensen (July 8-31, 1984)...it was fifth longest overall in Oakland history...left his start on Aug. 29 at Houston after 3.1 innings with a strained left rhomboid...did not go on the disabled list, but would not pitch again until Sept. 14 at Kansas City...tossed 5.0 scoreless innings that day for the win, his first on the road...began his career 0-6 on the road and his career-opening six-game road losing streak matched the longest such streak in Oakland history (fourth time, last: Joe Blanton, April 19-July 6, 2005)...tossed 6.0 scoreless innings in his next start and had a career-high 15.1 inning scoreless streak from Aug. 29 to Sept. 26...went 2-0 with a 1.13 ERA and .181 opponents batting average in his final four starts following his injury...it was

the first winning streak of his career...was 2-0 with a 1.50 ERA in three starts with Nashville in his Triple-A debut...ranked second in the Pacific Coast League in ERA, fifth in strikeouts per nine innings (10.50) and tied for fifth in wins at the time of his April 29 promotion...allowed just one run in each of his starts...surrendered just one home run in 18.0 innings...struck out 21 while walking just four...allowed a .232 opponents batting average, including .077 against left-handed hitters compared to .268 against right-handers.

2015—Was acquired by the A's from Kansas City in the Ben Zobrist deal at the trading deadline and went 6-0 with a 1.90 ERA in seven starts with Double-A Midland...began the year in extended spring training with the Royals and combined for a 1-1 record and a 3.69 ERA in seven starts with the Royals affiliate in the Arizona Rookie League, Single-A Wilmington and Double-A Northwest Arkansas...was 7-1 with a 2.66 ERA in 14 starts overall...struck out 90 batters in 74.1 innings (10.90 per nine innings)...allowed a .243 opponents batting average, including .198 against right-handed hitters compared to .330 against left-handers...surrendered three of his five home runs to lefties for a .511 slugging percentage...held righties to a mark of .275...compiled a 1.29 ERA in the first inning, a 4.20 ERA in innings two through four and a 0.46 ERA from the fifth inning on...his teams were 10-4 (.714) in his starting assignments, including 7-0 at Midland...allowed one run or fewer in eight of his 14 starts, including no runs four times...made one start with the Royals affiliate in the Arizona Rookie League on June 24 against the Reds (no decision, 1.80 ERA)...was transferred to Single-A Wilmington June 29 and went 1-0 with a 3.66 ERA in four starts with the Blue Rocks...was transferred to Northwest Arkansas July 17 where he went 0-1 with a 5.14 ERA in two starts before he was traded to the A's with Aaron Brooks for Ben Zobrist and cash considerations, July 28...his six wins with Midland were the most in the Texas League following the trade...went 2-0 with a 2.89 ERA over his first three starts...then did not allow a run in three of his final four regular season starts, going 4-0 with a 1.13 ERA...tossed a season-high 7.0 scoreless innings in his first outing with Midland July 31 against Corpus Christi...allowed just three hits, did not walk a batter and struck out nine to earn Texas League Pitcher of the Week honors for the week of July 27 to Aug. 2...struck out a season-high 13 and did not walk a batter while tossing 6.0 scoreless innings in his final regular season start Sept. 3 at San Antonio and earned TL Pitcher of the Week honors for a second time (Aug. 31-Sept. 7)...finished the regular season with a 15.0-inning scoreless streak...went 1-0 with a 1.20 ERA in two postseason starts for the Texas League Champion RockHounds (15.0 ip, 10 h, 4 r, 2 er, 2 bb, 15 so)...the win came in Game 1 of the TL Championship Series against his former team, Northwest Arkansas...pitched for Mesa in the Arizona Fall League following the season and was named to the AFL Top Prospects Team after going 0-2 with a 3.86 ERA in six starts...led the league in strikeouts (33)...started for the East in the Nov. 7 Fall Stars Game (2.0 ip, 1 bb, 4 so)...was named AFL Pitcher of the Week Nov. 17 for his Nov. 13 start at Scottsdale (ND, 5.0 ip, 2 h, 1 r, 1 er, 1 bb, 9 so)...was rated as the A's second best prospect by *Baseball America* following the season.

2014—Spent his first professional season with Single-A Wilmington and went 7-8 with a 3.11 ERA in 25 starts...led the Carolina League and the Royals farm system with 146 strikeouts...also ranked third in the CL in opponents batting average (.228), fourth in ERA and tied for fifth in games started (25)...surrendered just five home runs in 121.2 innings, an average of 0.37 per nine innings...his opponents batting average included a .211 mark against left-handed hitters compared to .234 against right-handers...went 5-3 with a 1.96 ERA, .180 opponents average and one home run allowed in 13 starts in the second half of the season...opponents batted .216 when leading off an inning...struck out 10 batters in 5.0 innings May 21 against Carolina, his first of two games with 10 or more strikeouts...allowed his fifth and final home run of the season June 20 at Myrtle Beach...finished the season with a 71.1-inning, 280-batter homerless streak...went 5-1 with a 1.23 ERA over his final eight starts beginning July 22...had a season-high 16.1-inning scoreless streak from July 22 to Aug. 7...compiled a 1.59 ERA in five starts in July but had just one decision, a win...then went 4-1 with a 1.37 ERA in six starts in August...struck out 44 batters in 39.1 innings and held the opposition to a .173 batting average...fired a seven-inning complete game two-hit shutout Aug. 13 against Frederick (1 bb, 2 hbp, 7 so)...earned CL Pitcher of the Week honors the final week of the season (Aug. 25-Sept. 1) after striking out a season-high 12 batters while tossing 7.0 shutout innings in a 2-0 win over Potomac Aug. 29 (3 h, 0 bb)...was rated as the number three prospect in the Royals minor league system following the season by *Baseball America*.

2013—Was drafted by the Royals as a Competitive Balance pick following the first round of the 2013 draft but did not pitch after undergoing hip surgery following his college season...was rated as the Royals sixth best prospect following the season by *Baseball America*.

PERSONAL/MISCELLANEOUS

Sean Anthony Manaea was originally signed by Royals scout Jason Bryans...graduated from Andrean High School in Merrillville, Indiana in 2010...attended Indiana State University...earned Second Team All-Missouri Valley Conference honors as a sophomore and junior...set a school single season ERA record (1.47) and ranked fourth in the NCAA with 11.4 strikeouts per nine innings in 2013...finished his career with 290 strikeouts in three seasons...named the Top Pitcher and Outstanding Pro Prospect in the Cape Cod League in 2012.

LIFETIME PITCHING RECORD

Year	Club	W	L	ERA	G	GS	CG	SHO	SV	IP	H	R	ER	HR	HB	BB	IBB	SO	WP	BK
2014	Wilmington	7	8	3.11	25	25	1	1	0	121.2	102	54	42	5	5	54	0	146	4	0
2015	AZL Royals	0	0	1.80	1	1	0	0	0	5.0	2	1	1	1	1	0	6	1	0	
	Wilmington	1	0	3.66	4	4	0	0	0	19.2	22	12	8	0	1	4	0	22	0	0
	NW Arkansas	0	1	5.14	2	2	0	0	0	7.0	9	5	4	1	1	6	0	11	1	0
	Midland	6	0	1.90	7	7	0	0	0	42.2	34	11	9	3	1	15	0	51	1	0
2016	Nashville	2	0	1.50	3	3	0	0	0	18.0	16	3	3	1	0	4	0	21	1	0
	OAKLAND	7	9	3.86	25	24	0	0	0	144.2	135	65	62	20	4	37	1	124	3	0
	Stockton	0	0	4.91	1	1	0	0	0	3.2	2	2	2	1	0	2	0	3	0	0
2017	OAKLAND	12	10	4.37	29	29	0	0	0	158.2	167	88	77	18	10	55	1	140	8	0
	Nashville	0	0	2.25	1	1	0	0	0	4.0	4	2	1	0	0	1	0	5	0	0
ML Totals		19	19	4.12	54	53	0	0	0	303.1	302	153	139	38	14	92	2	264	11	0

CAREER TRANSACTIONS

2013 — Selected by the Kansas City Royals organization as a Competitive Balance pick following the 1st round (34th selection overall) of the First-Year Player Draft. **2015** — Traded to the Oakland Athletics with pitcher Aaron Brooks for infielder/outfielder Ben Zobrist and cash, July 28. **2016** — On the disabled list, June 14 to 28. **2017** — On the disabled list, April 27 to May 14; included rehabilitation assignment to Nashville, May 9 to 14.

MANAEA'S CAREER BESTS

Low Hit Complete Game: None

Innings Pitched: 8.0, July 22, 2016 vs. Tampa Bay

Strikeouts: 10, April 9, 2017 at Texas

Pitches: 116, September 6, 2017 vs. Los Angeles (AL)

Longest Winning Streak: 5, May 20 to June 10, 2017

Longest Losing Streak: 3 (twice), last: August 1 to 18, 2017

Longest Scoreless Streak: 15.1, August 29 to September 26, 2016



LEFT-HANDED PITCHER

Height/Weight: 6-3 / 230

Bats/Throws: Left / Left

Birthdate: August 14, 1989

Opening Day Age: 28

Birthplace/Resides: Bakersfield, California / Bakersfield, California

Major League Service: None

Obtained: Signed to a minor league contract, November 21, 2017

Contract Status: First year of a one-year contract through 2018

NON-ROSTER INVITEE

CAREER HIGHLIGHTS

Has pitched for four different organizations and has two stints in independent leagues in an eight-season professional career...is 24-34 with 11 saves and a 4.34 ERA (216 er in 448.1 ip) in 193 games (66 starts) in the Baltimore Orioles (2010-11), Los Angeles Dodgers (2012-14), Milwaukee Brewers (2015) and San Francisco Giants (2017) organizations...has 460 strikeouts in 448.1 career innings (9.23 per nine innings), but has also walked 311 (6.24 per nine innings)...is also 0-4 with a 4.46 ERA in 30 games (10 starts) in two seasons in the independent Canadian American Association (2016) and Atlantic League (2017)...pitched in the Arizona Fall League in 2013...was a Midwest League All-Star in 2012.

2017 HIGHLIGHTS

Started the season with York of the independent Atlantic League and was 0-0 with four saves and a 0.98 ERA in 18 relief appearances before signing a minor league contract with the San Francisco Giants June 3...was assigned to Double-A Richmond where he went 4-2 with a save and a 2.04 ERA in 37 games, including one start...combined with both clubs for a career-low 1.71 ERA in a career-high 55 appearances...struck out 67 batters in 58.0 innings (10.40 per nine innings) but walked 40 (6.21 per nine innings)...did not allow a home run...ranked third in the Eastern League with 10 holds...with Richmond, he allowed a .167 opponents batting average...that included .158 (9-for-57) against left-handed hitters compared to .173 (13-for-75) against right-handers...had 10 walks and 24 strikeouts against lefties, 20 walks and 16 strikeouts against righties...allowed a .128 batting average with runners in scoring position, including .136 with RISP and two outs...opponents were 0-for-9 with the bases loaded...yielded a .185 batting average to hitters leading off an inning but had a .405 on-base percentage in that situation...allowed 3-of-22 (13.6%) inherited runners to score...his ERA decreased each month as he logged a 4.35 ERA in 10 games in June, a 2.03 ERA in 12 appearances in July and a 0.68 ERA in 13 games in August...did not allow a run in two games in September (2.2 ip)...compiled a 3.00 ERA in nine day games, a 1.76 ERA in 28 appearances at night...combined for a 1.25 ERA in the eighth and ninth innings.

RICHMOND: Tossed at least one inning in 29 of his 37 appearances...including a season-high 2.0 innings three times (July 1 at Reading, July 6 against Erie, July 14 against Harrisburg...did not allow a run over his first three games (2.2 ip)...then surrendered a season-high three runs on a season-high two hits in 0.1 innings in the second game of a June 15 doubleheader against New Hampshire...had a 4.15 ERA over a 14-game stretch from June 15 to July 19...walked a season-high three batters June 18 at Harrisburg (also Aug. 6 at New Hampshire, 2nd game)...issued at least one walk in 23 of his 37 appearances...made his only start of the season July 1 at Reading and took the loss in a 3-0 decision (2.0 ip, 2 h, 1 r, 1 er, 1 bb, 2 so)...struck out a season-high three batters July 6 against Erie, his first of four three-strikeout games (July 14 against Harrisburg, July 30 against Erie, Aug. 3 at Portland)...did not allow a run in 19 of his final 20 appearances beginning July 22...yielded one run in 20.2 innings over that span (0.44 ERA) and opponents hit .154 (10-for-65) with 15 walks...did not allow a run over a nine-game span from July 22 to Aug. 10 (7.2 ip)...stranded each of his eight inherited runners over that stretch and opponents were 1-for-24 (.042) with seven walks...was credited with his lone save July 30 against Erie (1.1 ip, 3 so)...finished the season with a 10-game scoreless streak (11.0 ip).

CAREER

2016—Pitched for three different teams in the independent Canadian-American Association and combined to go 0-4 with a 5.77 ERA in 12 games, including 10 starts...struck out 48 batters in 48.1 innings but also walked 38...spent time playing for Rockland, Sussex County and Ottawa.

2015—Had surgery on his left shoulder January 29 and missed most of the season...went 1-1 with a 22.50 ERA in five games, including two starts, over two rehab assignments (June 29 to July 2 and July 25 to Aug. 2) with the Brewers affiliate in the Arizona Rookie League before he was reinstated from the disabled list Aug. 3...was assigned to Single-A Wisconsin and logged a 4.50 ERA in three relief appearances before returning to the DL Aug. 12 with a strained right oblique muscle...missed the remainder of the season...combined for a 16.50 ERA in eight appearances overall...walked nine and struck out five in 6.0 innings.

2014—Pitched exclusively in relief for the first time in his career and was 1-1 with a 3.29 ERA in 46 relief appearances with Single-A Chattanooga...converted all seven of his save opportunities...the saves were a career-high...struck out 64 batters in 54.2 innings (10.54 per nine innings) but also walked 48 (7.90 per nine innings)...limited opponents to a .182 batting average, including .176 by right-handed hitters and .194 by left-handers...yielded a .081 batting average to batters leading off an inning but walked 17 for a .370 on-base percentage...opponents hit .164 with runners in scoring position, including .094 with RISP and two outs...had two stints on the disabled list...was out from April 29 to May 8 with left shoulder tendinitis and Aug. 15 to 27 with a strained left shoulder...compiled a 1.08 ERA in nine games in May...had an eight-game scoreless streak from May 21 to June 7 (7.1 ip).

2013—Went 6-7 with a 4.30 ERA and two saves in 40 games (14 starts) between Single-A Rancho Cucamonga and Double-A Chattanooga...the wins were a career high as were his 106 strikeouts...after making 14 starts to begin the season (5-7, 4.86 ERA), he was used exclusively as a reliever, going 1-0 with a 2.77 ERA and two saves in 26 relief appearances...pitched for the Glendale Desert Dogs in the Arizona Fall League following the season.

2012—Earned Midwest League All-Star honors in his first year in the Dodgers organization...spent the majority of the season with Single-A Great Lakes, where he held opponents to a .221 batting average...was promoted to Single-A Rancho Cucamonga on Aug. 12 and made two starts for the Quakes...following the season, made two appearances (one start) with Mayaguez of the Puerto Rican Winter League.

2011—Was 5-12 with a save and a 4.96 ERA in 31 games, including 18 starts, with Single-A Delmarva...had career highs in losses and starts...was 2-1 with a 3.09 ERA and .237 opponents batting average in 13 relief appearances compared to 3-11 with a 5.46 ERA in 18 starts...was named South Atlantic League Pitcher of the Week for June 20-26.

2010—Made his professional debut with Bluefield and went 3-5 with a 4.07 ERA in 13 games, all starts...tied for fifth in the Appalachian League in strikeouts (68) but led the league in walks (46)...held opponents to a .204 batting average.

PERSONAL/MISCELLANEOUS

Jarret Robert Martin was originally signed by Orioles scout Gil Kubski...was drafted by the Orioles in 2008 out of Centennial (CA) High School but did not sign...committed to Cal State Fullerton before transferring to Bakersfield Junior College and was drafted and signed by the Orioles in 2009.

LIFETIME PITCHING RECORD

Year	Club	W	L	ERA	G	GS	CG	SHO	SV	IP	H	R	ER	HR	HB	BB	IBB	SO	WP	BK
2010	Bluefield	3	5	4.07	13	13	0	0	0	59.2	43	38	27	3	7	46	0	68	18	0
2011	Delmarva	5	12	4.96	31	18	0	0	1	110.2	107	81	61	8	13	65	0	97	12	2
2012	Great Lakes	4	5	4.29	16	16	0	0	0	77.2	63	45	37	4	5	48	0	78	3	1
	Rancho Cucamonga	0	1	12.27	2	2	0	0	0	3.2	4	5	5	2	2	3	0	2	1	0
2013	Rancho Cucamonga	6	7	4.62	29	14	0	0	2	85.2	85	58	44	8	2	50	0	95	11	0
	Chattanooga	0	0	1.69	11	0	0	0	0	10.2	11	2	2	0	2	12	1	11	2	0
2014	Chattanooga	1	1	3.29	46	0	0	0	7	54.2	34	22	20	1	6	48	1	64	8	0
2015	AZL Brewers	1	1	22.50	5	2	0	0	0	4.0	11	11	10	1	0	7	0	5	1	0
	Wisconsin	0	0	4.50	3	0	0	0	0	2.0	2	1	1	0	0	2	0	0	0	0
2016	Rockland (Ind.)	0	2	5.12	7	6	0	0	0	31.2	33	25	18	2	4	16	0	33	4	0
	Sussex County (Ind.)	0	1	7.11	2	1	0	0	0	6.1	6	6	5	0	2	6	0	6	2	0
	Ottawa (Ind.)	0	1	6.97	3	3	0	0	0	10.1	6	8	8	1	3	16	0	9	1	0
2017	York (Ind.)	0	0	0.98	18	0	0	0	4	18.1	9	4	2	0	2	10	0	27	2	1
	Richmond	4	2	2.04	37	1	0	0	1	39.2	22	9	9	0	3	30	0	40	5	0
Minor League Totals		24	34	4.34	193	66	0	0	11	448.1	382	272	216	27	40	311	2	460	61	3
Independent Totals		0	4	4.46	30	10	0	0	4	66.2	54	43	33	3	11	48	0	75	9	1

CAREER TRANSACTIONS

2008 — Selected by the Baltimore Orioles organization in the 19th round of the First-Year Player Draft; did not sign. **2009** — Selected by the Baltimore Orioles organization in the 18th round of the First-Year Player Draft. **2011** — Traded to the Los Angeles Dodgers organization with minor league infielder Tyler Henson for pitcher Dana Eveland, December 8. **2014** — Traded to the Milwaukee Brewers organization with minor league outfielder Matt Long for minor league catcher Shawn Zarraga, December 18. **2015** — Elected free agency, November 6. **2017** — Signed by the San Francisco Giants to a minor league contract, June 3. Elected free agency, November 6; signed by the Oakland Athletics to a minor league contract, November 21.

OAKLAND 20-GAME WINNERS

Pitcher	Year	Record	Pct.	ERA	IP
Vida Blue	1971	24-8	.750	*1.82	312.0
Jim Hunter	1971	21-11	.656	2.96	274.0
Jim Hunter	1972	21-7	*.750	2.04	295.0
Vida Blue	1973	20-9	.690	3.20	263.2
Ken Holtzman	1973	21-13	.618	2.97	297.1
Jim Hunter	1973	21-5	*.808	3.34	256.0
Jim Hunter	1974	*25-12	.676	*2.49	318.0
Vida Blue	1975	22-11	.667	3.01	270.0
Mike Norris	1980	22-9	.710	2.63	284.0
Dave Stewart	1987	**20-13	.606	3.68	261.1
Dave Stewart	1988	21-12	.636	3.23	**275.2
Dave Stewart	1989	21-9	.700	3.32	257.2
Bob Welch	1990	*27-6	*.818	2.95	238.0
Dave Stewart	1990	22-11	.667	2.56	*267.0
Tim Hudson	2000	**20-6	*.769	4.14	202.1
Mark Mulder	2001	*21-8	.724	3.45	229.1
Barry Zito	2002	*23-5	.821	2.75	229.1

* Led league

** Tied for league lead

**OUTFIELDER****Height/Weight:** 5-11 / 193**Bats/Throws:** Left / Left**Birthdate:** June 27, 1990**Opening Day Age:** 27**Birthplace/Resides:** Crystal Lake, Illinois / Crystal Lake, Illinois**Major League Service:** None**Obtained:** Signed to a minor league contract, November 21, 2017**Contract Status:** First year of a one-year contract through 2018**NON-ROSTER INVITEE****CAREER HIGHLIGHTS**

Spent seven seasons in the St. Louis Cardinals farm system before signing with the A's as a minor league free agent following the 2017 season...is a .263 (711-for-2704) career hitter with 30 home runs and 322 RBI in 778 career games in the minors...has 358 walks for a .356 on-base percentage...has played 295 games in center field, 267 in right field, 160 in left field and eight at first base...has also pitched twice...was named to the Texas League Midseason All-Star team in 2015.

2017 HIGHLIGHTS

Completed his seventh and final season in the Cardinals organization and batted a combined .294 with eight home runs and 70 RBI in 121 games with Double-A Springfield and Triple-A Memphis...had career highs in batting, slugging (.423), hits (135), home runs, RBI, walks (66) and strikeouts (93) and matched his best in triples (5) and extra base hits (38)...ranked third in the St. Louis farm system in RBI and eighth in batting...was successful in 6-of-7 (85.7%) stolen base attempts...hit .345 (29-for-84) against left-handed pitching compared to .283 (106-for-375) with seven of his eight home runs against right-handers...slugged five home runs in 30 day games, three in 91 contest at night...batted .290 with a .398 on-base percentage when leading of an inning...hit .323 with runners on base, .323 with runners in scoring position and two outs, .322 on the road and .316 in the ninth inning...appeared in 69 games in left field, 27 in right field, eight at first base and four in center field...committed just one error in 99 games overall in the outfield for a .994 fielding percentage...also batted .325 in 10 games as the designated hitter and was 1-for-3 (.333) with two walks as a pinch hitter...hit in every spot in the order but primarily batted second (44 games), first (33) and third (30).

MINORS: Began the season at Springfield and hit .263 with two home runs and 15 RBI in 23 games...batted .302 with both of his home runs over his first 11 games through April 20...then hit .232 over his final 12 contests...was promoted to Memphis May 5 and spent the rest of the season with the Redbirds, batting .303 with six home runs and 55 RBI in 98 games...added 55 walks for a .394 on-base percentage...hit safely in his first four games after collecting a hit in each of his final two games with Springfield for a season-best six-game hitting streak from May 3 to 9 (10-for-27, .370)...went 4-for-6 with two doubles and scored a season-high four runs May 7 at Iowa...batted .448 over his first eight games at Triple-A before going 24-for-101 (.238) over a 28-game stretch from May 15 to June 19 to fall to .283...then matched his season-high with four hits June 20 at Round Rock to get his Memphis average back over .300 (.304)...it would not drop below .300 the remainder of the season...hit .455 (25-for-55) over a 14-game stretch from June 20 to July 6...finished June with a .313 batting average in 22 games...then batted .344 with a .447 on-base percentage in 26 games in July...collected his third four-hit game of the season July 6 at Round Rock...drove in a season-high four runs July 21 against Las Vegas...had his Triple-A average at .322 as late as Aug. 11 but then went 13-for-62 (.210) over his final 18 games...matched his season high with four RBI Sept. 3 at Colorado Springs...hit .282 (11-for-39) with six runs, two doubles, five RBI and four walks in 10 postseason games for the Pacific Coast League Champion Redbirds.

CAREER

2016—Had three stints with Triple-A Memphis and two with Double-A Springfield and combined to hit .259 with five home runs and 39 RBI in 126 games...added 55 walks and five hit by

pitches for a .354 on-base percentage...was successful in 10-of-11 (90.9%) stolen base attempts... ranked fourth in the Cardinals farm system in walks...hit .280 against right-handed pitching, .215 against left-handers...four of his five home runs came with runners on base...batted .182 with runners in scoring position and two outs...was 1-for-7 (.143) with a grand slam and nine RBI with the bases loaded...with Memphis, he batted .325 on the road and .228 at home...reversed that trend with Springfield where he hit .314 at home and .160 on the road...appeared in 46 games in right field, 40 in center field and 25 in left field...committed three errors in 104 games overall in the outfield for a .987 fielding percentage...also went 1-for-14 (.071) in four games as the designated hitter and was 2-for-15 (.133) with two walks as a pinch hitter...hit in every spot in the order, including 38 games batting fifth and 31 in the leadoff spot...began the season at Memphis where he hit .273 with two home runs and 26 RBI in 86 games...hit .318 in 18 games in April...collected a season-high four hits May 28 at Las Vegas...was hitting .309 over his first 44 games through May 29 but then went 4-for-32 (.125) over his next 15 contests before being sent down to Springfield June 16...hit .234 with three home runs and 13 RBI in 40 games over his two stints with at Double-A...including .171 in 11 games before he was sent back to Memphis July 4...went 5-for-25 (.200) in seven games before returning to Springfield July 12...hit .255 in 29 games during his second stint...had a season-best seven-game hitting streak from July 24 to 31 (10-for-28, .357)...hit three of his five home runs and collected 10 RBI over an eight-game stretch from July 25 to Aug. 2...hit his third career grand slam Aug. 2 against Tulsa and drove in a season-high four runs...was sent back to Memphis for the final time Aug. 16 and hit .302 over his final 20 games.

2015—Batted .265 with five home runs and 32 RBI in 95 games with Double-A Springfield and also hit .393 with a home run and 14 RBI in 22 games during a one-month stint with Triple-A Memphis...combined for a .284 batting average in 117 games overall...ranked fourth among Cardinals minor leaguers in walks (60), fifth in on-base percentage (.392) and tied for ninth in triples (4)...was named to the Texas League Midseason All-Star team...hit .292 with three home runs in 89 at bats against left-handed pitchers, .282 with three home runs in 280 at bats against right-handers...batted .342 on the road...had a .306 batting average at night, .164 during the day...appeared in 63 games in left field, 29 in right field and 11 in center field...also pitched once...hit in every spot in the order except cleanup and saw his most action with 25 games batting third and 20 hitting second...had a season-best seven-game hitting streak from April 26 to May 7 (13-for-24, .542) to boost his average from .200 to .339...had another seven-game hitting streak from May 11 to 20 (13-for-31, .419)...finished the second streak with three straight three-hit games to give him a .337 batting average after 30 games...hit .322 in 24 games in May...made his second professional appearance as a pitcher June 12 at Arkansas in a 15-12 loss (1.1 ip, 2 h, 1 r, 1 er, 2 bb, 0 so)...also went 3-for-5 in that game with a triple, home run and a season-high five RBI...was 1-for-3 with two runs, a double, a walk and a stolen base in a start at designated hitter for the North Squad in the Texas League All-Star Game June 30 at Corpus Christi...was batting .288 in 66 games when he was moved up to Memphis July 4...hit .412 with 13 RBI over his first 14 games with the Redbirds...was sent back to Springfield Aug. 5 and batted .213 over his final 29 games.

2014—Spent most of the season with Single-A Palm Beach where he hit .256 with seven home runs and 59 RBI in 115 games...also appeared in six games with Double-A Springfield and went 6-for-16 (.375) with a RBI...combined for a .260 batting average in 121 games overall...had career highs in doubles (26) and triples (5)...ranked third in the Cardinals farm system in doubles, tied for fifth in RBI (60), seventh in hits (118), tied for seventh in walks (45), tied for eighth in triples and tied for ninth in runs (61)...led Palm Beach in doubles (25), runs (59), RBI (59), walks (44) and total bases (168)...batted .275 with five of his seven home runs against right-handed pitchers, .211 against left-handers...appeared in 62 games in center field, 58 in right field and one in left field...had 15 assists in 119 games overall in the outfield...tied for the lead among Florida State League outfielders in double plays (5) and ranked second in assists (15)...hit in every spot in the order except fourth and saw his most action with 43 games in the leadoff spot...began the season at Palm Beach and was batting .245 in 47 games when he was transferred to Springfield May 31...went 2-for-11 (.182) in five games before returning to Palm Beach June 10...batted .319 with nine doubles, four home runs and 15 RBI in 26 games in July...hit two grand slams over a period of seven days, both coming in the 8th inning...the first was July 28 against Lakeland as part of a two homer game and the second was Aug. 4 at Dunedin...went 3-for-5 with three doubles Aug.

21 at Jupiter...was sent back to Springfield Sept. 1 and went 4-for-5 that day at Tulsa in his only game before the season ended.

2013—Batted .252 with two home runs and 36 RBI in 106 games with Single-A Peoria...had 40 walks and 40 strikeouts...hit .267 against right-handed pitching, .205 against left-handers...had a .201 batting average in the first half, .294 with both of his home runs in the second half...batted .306 during the day...appeared in 78 games in right field and 28 in center field...also pitched once...hit in every spot in the order except third and fourth...had 40 games hitting seventh...stole two bases April 16 against Burlington...was on the disabled list from April 17 to 24 with a sprained left ankle...made his professional debut as a pitcher May 13 at Quad Cities (1.0 ip, 1 h)...pitched the eighth inning of the Chiefs 8-0 loss...had a season-best 10-game hitting streak from June 12 to 25 (16-for-41, .390)...hit .326 in 23 games in June...walked 16 times in 23 games in July for a .400 on-base percentage...had his lone four-hit game of the season Aug. 28 against Clinton when he went 4-for-6 with a double and RBI...hit .429 with six RBI over his final six games.

2012—Spent his first full season at Single-A Quad Cities and hit .266 with two home runs and 52 RBI in 130 games...had more walks (64) than strikeouts (60) and his average of 9.38 plate appearances per strikeout was fourth best in the Midwest League...was also hit by a pitch 10 times for a .361 on-base percentage...had career highs in runs (82), stolen bases (11), hit by pitches, games and at bats (482)...hit .266 against right-handed pitchers, .265 against lefties...appeared in 94 games in center field, 29 in right field and two in left field...hit his first professional home run in his 107th career game May 30 against Beloit...collected two triples Aug. 24 against Kane County...batted .350 in 26 games in August.

2011—Made his professional debut with Batavia of the Short Season Single-A New York-Penn League and hit .167 with 19 RBI in 57 games...added 28 walks for a .291 on-base percentage...was a perfect 8-for-8 in stolen bases...did not commit an error in 56 games and 99 total chances in the outfield (56 in center field, one in right field)...went 1-for-4 in his debut June 17 against Auburn...had his first RBI June 20 against Mahoning Valley.

PERSONAL/MISCELLANEOUS

Nicholas Scott Martini...attended Kansas State University...was named 2010 Big XII Player of the Year and set an NCAA record for reaching base safely in 93 straight games (April 2009-2011).

LIFETIME PLAYING RECORD

Year	Club	AVG.	G	AB	R	H	2B	3B	HR	RBI	SH	SF	HP	BB	SO	SB	CS	SLG	OBP	E
2011	Batavia	.167	57	174	19	29	5	3	0	19	0	1	3	28	34	8	0	.230	.291	0
2012	Quad Cities	.266	130	482	82	128	24	4	2	52	3	4	10	64	60	11	9	.344	.361	5
2013	Peoria	.252	106	365	36	92	18	2	2	36	0	2	9	40	40	9	8	.329	.339	2
2014	Palm Beach	.256	115	438	59	112	25	5	7	59	2	3	9	44	71	5	5	.384	.334	8
	Springfield	.375	6	16	2	6	1	0	0	1	0	0	0	1	1	1	0	.438	.412	0
2015	Springfield	.265	95	313	40	83	15	2	5	32	4	1	5	51	48	8	7	.374	.376	2
	Memphis	.393	22	56	12	22	4	2	1	14	1	0	1	9	10	1	0	.589	.485	0
2016	Memphis	.273	86	256	38	70	12	3	2	26	0	4	3	31	39	6	0	.367	.354	1
	Springfield	.234	40	145	21	34	5	0	3	13	0	1	2	24	27	4	1	.331	.349	2
2017	Springfield	.263	23	99	13	26	5	0	2	15	0	0	0	11	16	1	0	.374	.336	0
	Memphis	.303	98	360	60	109	20	5	6	55	0	7	4	55	77	5	1	.436	.394	1
Minor League Totals		.263	778	2704	382	711	134	26	30	322	10	23	46	358	423	59	31	.365	.356	21

LIFETIME PITCHING RECORD

Year	Club	W	L	ERA	G	GS	CG	SHO	SV	IP	H	R	ER	HR	HB	BB	IBB	SO	WP	BK
2013	Peoria	0	0	0.00	1	0	0	0	0	1.0	1	0	0	0	0	0	0	0	0	0
2015	Springfield	0	0	6.75	1	0	0	0	0	1.1	2	1	1	0	0	2	0	0	0	0
Minor League Totals		0	0	3.86	2	0	0	0	0	2.1	3	1	1	0	0	2	0	0	0	0

CAREER TRANSACTIONS

2011 — Selected by the St. Louis Cardinals organization in the 7th round of the First-Year Player Draft. **2017** — Elected free agency, November 6; signed by the Oakland Athletics to a minor league contract, November 21.



OUTFIELDER

Height/Weight: 6-0 / 183

Birthdate: June 23, 1995

Birthplace/Resides: Santo Domingo Oeste, Dominican Republic / Santo Domingo Oeste, Dominican Republic

Major League Service: None

Obtained: Acquired from the New York Yankees with Dustin Fowler and minor leaguer James Kaprielian for Sonny Gray and \$1.5 million international bonus slot cash, July 31, 2017

Contract Status: First year of a one-year contract through 2018

Bats/Throws: Right / Right

Opening Day Age: 22

CAREER HIGHLIGHTS

Was signed by the New York Yankees organization as a non-drafted free agent out of the Dominican Republic in 2012 and was traded to the Oakland A's organization in the Sonny Gray deal at the 2017 trading deadline...is a .269 (489-for-1816) career hitter with 85 home runs, 46 triples, 30 home runs and 179 RBI in 452 games in six professional seasons...also has 234 career stolen bases...has played 329 games at shortstop, 48 at second base and 29 in center field...led minor league baseball in stolen bases in 2015 (82) and tied for the lead in triples in 2017 (18)...has led his league in stolen bases three times (2016, 2015, 2013)...was a *Baseball America* Double-A All-Star in 2017...named to the World Team in the 2016 Futures Game...was tabbed by *Baseball America* as the A's No. 3 prospect following the 2017...was the Yankees' No. 4 prospect after 2016, No. 1 following 2015 and No. 3 following 2014.

2017 HIGHLIGHTS

Played for three different teams in two different organizations and combined to hit .267 with 30 doubles, 18 triples, 12 home runs and 57 RBI in 129 games...also stole 52 bases...tied for the lead in all of the minor leagues in triples (Franchy Cordero, El Paso) and was one of 11 minor leaguers to reach double figures in doubles, triples, home runs and stolen bases...also tied for second in the minors in stolen bases behind Wes Rogers (70 with Lancaster) and tied for seventh in at bats (532)...grounded into just one double play in 532 at bats...ranked third in the Florida State League in triples (8) and fourth in stolen bases (28) despite spending less than three months with Single-A Tampa...was named to the FSL Midseason All-Star Team...tied for the Texas League lead in triples (7) despite spending just one month with Double-A Midland...combined to hit .296 with 14 doubles, 10 triples, eight home runs, 46 RBI and 24 stolen bases in 60 games with his two Double-A teams (Trenton and Midland) and was named a *Baseball America* Double-A All-Star...had career highs in slugging percentage (.459), runs (90), hits (142), doubles, triples, home runs, RBI, extra base hits (60), games, at bats and strikeouts (144)...batted .338 (47-for-139) against left-handed pitching compared to .242 (95-for-393) against right-handers...had a .189 batting average with runners in scoring position with Tampa but hit .333 with RISP with Trenton and .394 with Midland for a mark of .284 overall...hit .329 in 16 day games and was successful in all 13 of his stolen bases attempts...had a .258 batting average at night...batted .239 with a .300 on-base percentage when leading off an inning...appeared in 89 games at shortstop, including all 30 of his games with Midland...committed 19 errors for a .952 fielding percentage...also appeared in 29 games in center field (one error) and eight games at second base (two errors)...batted leadoff 124 times and hit third three times (all with Tampa)...played for Toros del Este in the Dominican Winter League following the season and hit .217 with three doubles, two triples, three home runs and eight RBI in 30 games...was a perfect 10-for-10 in stolen bases...was named the A's number three prospect by *Baseball America* following the season.

MINORS: Had his first of nine multi-steal games when he stole two bases April 8 at Lakeland...had his first of four four-hit games the next day against the Flying Tigers (also May 12 at Clearwater, July 1 at New Hampshire and Sept. 1 against San Antonio)...grounded into his only double play of the season in the second game of an April 13 doubleheader against Bradenton...finished the season with a 121-game streak without a GIDP...was hitting .333 over his first 10 games through April 15 but then went 13-for-83 (.157) over his next 21 contests to fall to .213...stole 13 bases in April, which tied for the most in all of the minor leagues...batted .393 (22-for-56) over a 14-game

stretch from May 10 to 25...collected his first of two two-homer games May 12 at Clearwater...laced two triples in the second game of a May 25 doubleheader at Jupiter...started at shortstop and batted leadoff for the North All-Stars in the Florida State League All-Star Game on June 17 at Lakeland and went 0-for-2...stole a season-high four bases in his final game with Tampa on June 25 against Dunedin...was leading the FSL in triples (8) and stolen bases (28) and was batting .240 in 69 games when he was promoted to Double-A Trenton June 27...batted .300 in 30 games with the Thunder from June 27 through June 30...tied for first in the Eastern League in triples over that span (3), ranked second in stolen bases (11) and runs (26), tied for third in extra base hits (16), fourth in total bases (63), tied for fourth in doubles (9) and fifth in RBI (26)...went 6-for-8 (.750) with two doubles, a triple, two grand slams and 16 RBI with the bases loaded with Trenton...was named EL Batter of the Week in his first week at Double-A (June 26-July 2) after going 12-for-23 (.522) with nine runs, three triples, a home run, 10 RBI, five walks and two stolen bases in six games...reached base safely in each of his first 23 games with the Thunder through July 23...hit .344 with a .425 on-base percentage...reached base safely in each of his final eight games with Tampa for a 31-game reaching base streak overall...walked a season-high four times and had a strikeout in five plate appearances June 28 against Richmond...had a season-best 10-game hitting streak from June 29 to July 8...went 18-for-40 (.450) with 15 runs, four doubles, three triples, two home runs and 15 RBI during the streak...drove in four runs July 1 at New Hampshire and then had a grand slam and a season-high five RBI the next day against the Fisher Cats...tripled in three straight games, July 1-2...stole a base in five consecutive games from July 9 to 16 (six stolen bases total)...including the 200th steal of his minor league career July 14 at Hartford...hit his second grand slam July 26 against Hartford...went 0-for-5 with a season-high four strikeouts July 27 at Altoona (also struck out four times Aug. 23 at Corpus Christi)...was traded to the A's with Dustin Fowler and James Kaprielian for Sonny Gray and international bonus money July 31 and was assigned to Midland...went on to bat .292 in 30 games with the RockHounds...hit .354 with six of his seven triples in 17 home games, .207 in 13 road games...joined the club on Aug. 1 and from that point until the end of the season, he led the Texas League in runs (25), triples (7), stolen bases (13), extra base hits (16) and total bases (71) and ranked fourth in hits (40)...had a 15-game home hitting streak with the RockHounds from Aug. 3 to 30 (24-for-70, .343)...batted .218 over his first 12 games with Midland through Aug. 13 but then hit .341 over his final 18 contests...logged his second two-triple game of the season Aug. 29 against San Antonio...went 4-for-5 and scored a season-high four runs Sept. 1 against San Antonio...had his second two-homer game in the final game of the regular season on Sept. 4 at Frisco...went 8-for-43 (.186) with seven runs scored, four RBI, three walks and three stolen bases in 10 postseason games for the Texas League Champion RockHounds.

CAREER

2016—Spent the entire season with Single-A Tampa, hitting .254 with 16 doubles, nine triples, eight home runs, 47 RBI and 36 stolen bases in 113 games as the team's primary leadoff hitter...led all Yankees minor leaguers in stolen bases...led the Florida State League in stolen bases and tied for second in triples, while leading the team in hits and RBI...was selected to the FSL Mid-Season All-Star Team and the 2016 MLB All-Star Futures Game (did not participate)...hit .351 with runners in scoring position...batted .337 with 18 runs, three doubles, three triples, two home runs and 17 RBI in 21 games in April...after the season, played for the Toros del Este of the Dominican Winter League, batting .167 with eight runs, one double, one triple, two RBI and five stolen bases in 20 games...following the season, was tabbed by *Baseball America* as the Yankees' No. 4 prospect, as well as the organization's "Fastest Baserunner" and "Best Athlete"...was also named by the publication as the Florida State League's "Fastest Baserunner" and "Best Infield Arm"...was named an Organization All-Star by MiLB.com

2015—Combined with Single-A Charleston and Single-A Tampa to hit .278 with 23 doubles, 11 triples, two home runs, 40 RBI and 82 stolen bases in 117 games...ranked second in the organization in triples...led all minor leaguers in stolen bases...was 82-for-99 (82.8%) in stolen base attempts, finishing 11 stolen bases ahead of minor league runner-up Yefri Pérez (71)...had 18 multi-steal games, including four games with four stolen bases, six with three and eight with two...began the season with Charleston, batting .268 with a league-high 71 stolen bases in 96 games...was promoted to Tampa on Aug. 5 and went 4-for-6 with two steals in his Tampa debut that day at Brevard County...was named Florida State League "Player of the Week" for the period

from Aug. 10-16 after hitting .435 with four runs, three doubles, one triple, four RBI and three stolen bases in five games...had five straight multi-hit games from Aug. 8 to 13...following the season, was ranked by *Baseball America* as the Yankees' No. 1 prospect, as well as the organization's "Fastest Baserunner," "Best Athlete" and "Best Defensive Infielder" and possessing the "Best Infield Arm"...was also tabbed by the publication as the No. 2 prospect in the South Atlantic League...according to *Baseball America's* 2015 Best Tools survey of league managers, was the "Best Baserunner" and "Most Exciting Player" and had the "Best Infield Arm" in the South Atlantic League.

2014—In 15 games with the Gulf Coast League Yankees 1, batted .276 with 14 runs, five doubles, a triple and RBI...had a .354 on-base percentage and .397 slugging percentage...was 11-for-12 (91.7%) in stolen base attempts...made 12 starts at shortstop and committed one error in 59 total chances (.983 fielding percentage)...following the season, was ranked by *Baseball America* as the Yankees' No. 3 prospect.

2013—Spent the season with the Dominican Summer League Yankees 1, hitting .287 with 50 runs, nine doubles, six triples, seven home runs and 26 RBI in 64 games...had a .378 on-base percentage and .450 slugging percentage...stole a DSL-high 49 bases in 59 attempts (83.1%)...recorded multiple steals 11 times and four steals twice...batted .430 (34-for-79) during an 18-game hitting streak from July 8-30...hit for the cycle July 12 at the DSL Nationals (4-for-6, 4RBI).

2012—Made his professional debut with the Dominican Summer League Yankees 2, batting .255 with 15 runs, two doubles, one triple, home run, eight RBI and 12 walks in 14 games...had a .382 on-base percentage and .382 slugging percentage.

PERSONAL/MISCELLANEOUS

Jorge Mateo.

LIFETIME PLAYING RECORD

Year	Club	AVG.	G	AB	R	H	2B	3B	HR	RBI	SH	SF	HP	BB	SO	SB	CS	SLG	OBP	E
2012	DSL Yankees2	.255	14	55	15	14	2	1	1	8	1	1	0	12	11	4	1	.382	.382	2
2013	DSL Yankees1	.287	64	258	50	74	9	6	7	26	0	2	5	34	52	49	10	.450	.378	19
2014	GCL Yankees1	.276	15	58	14	16	5	1	0	1	0	0	0	7	17	11	1	.397	.354	1
2015	Charleston	.268	96	365	51	98	18	8	2	33	4	1	3	36	80	71	15	.378	.338	24
	Tampa	.321	21	84	15	27	5	3	0	7	0	0	0	7	18	11	2	.452	.374	6
2016	Tampa	.254	113	464	65	118	16	9	8	47	3	4	3	33	108	36	15	.379	.306	18
2017	Tampa	.240	69	275	39	66	16	8	4	11	2	1	3	16	79	28	3	.400	.288	10
	Trenton	.300	30	120	26	36	9	3	4	26	1	2	2	15	32	11	7	.525	.381	5
	Midland	.292	30	137	25	40	5	7	4	20	0	1	0	9	33	13	3	.518	.333	7
Minor League Totals		.269	452	1816	300	489	85	46	30	179	11	12	16	169	430	234	57	.416	.335	92

CAREER TRANSACTIONS

2012 — Signed by the New York Yankees organization as a non-drafted free agent, January 28. **2017** — Traded to the Oakland Athletics with outfielder Dustin Fowler and minor league pitcher James Kaprielian for pitcher Sonny Gray and \$1.5 million international bonus slot cash, July 31.

**CATCHER****Height/Weight:** 6-1 / 260**Bats/Throws:** Left / Right**Birthdate:** December 20, 1990**Opening Day Age:** 27**Birthplace/Resides:** Weisbaden, Germany / Scottsdale, Arizona**Major League Service:** 1 year, 16 days**Obtained:** Selected in the 2nd round of the 2012 First-Year Player Draft**Contract Status:** First year of a one-year contract through 2018**CAREER HIGHLIGHTS**

Made his Major League debut with Oakland in 2016 and is a .251 hitter with four home runs and 36 RBI in 109 games over two seasons with the A's...has a .267 (431-for-1612) average with 27 home runs and 215 RBI in 456 games in six seasons in the minors...has appeared exclusively at catcher on defense (383 games) and has tossed out 142-of-491 (28.9%) attempted base stealers in the minors...was rated as the A's No. 10 prospect by *Baseball America* following the 2016 season...named to the California League Midseason All-Star team at Stockton in 2014 and the Midwest League Midseason All-Star team at Beloit in 2013...played in the Arizona Fall League following the 2013 season...was the A's second round pick in the 2012 draft.

2017 HIGHLIGHTS

Batted .237 with three home runs and 22 RBI in 76 games over three stints with the A's...combined to hit .211 with no extra base hits and no RBI in nine games over his first two stints (April 17-19 and May 4-14)...returned for good on June 22 and batted .240 with 12 doubles, three home runs and 22 RBI over his final 67 games...started 55 of the A's 90 games at catcher during his third stint...did not commit an error in 74 games and 485 total chances behind the plate...the total chances were second most in Athletics history by a catcher with no errors (Buddy Rosar, 605 in 1946)...they were sixth most in American League history and the most by any Major League catcher in 2017...now has a 76-game errorless streak behind the plate dating back to last year, which is 10th longest in Oakland history by a catcher...ranked second among AL catchers in double plays (8)...tossed out 16-of-60 (26.7%) attempted base stealers and has thrown out 16-of-68 (23.5%) in his career...batted .246 (46-for-187) with all three of his home runs and all 22 of his RBI against right-handed pitchers compared to .188 (6-for-32) against left-handers...has four career home runs and 36 career RBI, all off righties...hit .302 in 23 games before the All-Star Break but then batted .212 in 53 games after the break...had a .312 average during the day, .197 at night...clubbed all three of his home runs at night and on the road...hit .292 with all three of his home runs against AL West teams, .195 against everyone else...is a .305 (46-for-151) career hitter against the West with all four of his home runs compared to .200 (32-for-160) against all other teams...went 1-for-10 (.100) with a walk as a pinch hitter...made all of his starts in the bottom five spots in the order, including 21 batting seventh and 20 hitting eighth...hit .389 in 14 games batting ninth.

OAKLAND: Was recalled for the first time April 17 and started consecutive games at catcher against Texas on the 17th and 18th...went 2-for-5 (.400) and was optioned back to Triple-A Nashville April 20...returned for his second stint May 4 when Josh Phegley went on the concussion DL...went 2-for-14 (.143) in seven games, including five starts at catcher, before he was optioned to Nashville May 15...returned to Oakland for good June 22 when Stephen Vogt was designated for assignment...went 10-for-18 (.556) over his first five games and matched his career high with three hits three times over that stretch: June 22 vs. Houston, June 24 at Chicago (AL) and June 27 at Houston...that boosted his overall batting average to .378 on June 27...then went 7-for-52 (.135) with 11 walks over his next 19 games to fall to .236 through July 26...snapped a career-high 0-for-14 streak with a first inning single July 27 at Toronto...was 2-for-4 that day against the Blue Jays but then hit .125 over his next 14 contests through Aug. 15...went 13-for-33 (.394) with five multiple hit games over a 10-game stretch from Aug. 22 to Sept. 4...homed just once over his first 58 games through Aug. 29 (July 6 at Seattle)...then homered twice over a three-game stretch

on Aug. 30 at Los Angeles (AL) and Sept. 2 at Seattle...went 0-for-4 with a career-high four strikeouts Sept. 15 at Philadelphia.

NASHVILLE: Batted .286 with two home runs and 14 RBI in 25 games with Nashville...hit .322 (19-for-59) with both of his home runs against right-handed pitching, .200 (5-for-25) against left-handers...had a .444 batting average with runners in scoring position and hit .381 when leading off an inning...did not commit an error in 19 games and 152 total chances with the Sounds...tossed out 6-of-16 (37.5%) attempted base stealers...was hitting .208 with an RBI in seven games when the A's called for the first time on April 17...went 9-for-28 (.321) in nine games during his second stint from April 20 to May 2...was optioned back to Nashville a final time May 15 and went 6-for-14 (.429) with two doubles, a home run and three RBI in three games at Fresno before he was placed on the disabled list May 19 with a strained right oblique muscle...was reinstated June 14 and went 4-for-18 (.222) with a home run and five RBI in six games before he was promoted to Oakland for good June 22.

CAREER

2016—Made his Triple-A and Major League debut in 2016...was batting .321 with 10 home runs and 41 RBI in 60 games with Nashville when he was promoted to Oakland on July 23...went on to bat .283 with a home run and 14 RBI in 33 games with the A's...hit .125 over his first 13 games through Sept. 2 but batted .367 over his final 20 contests...had no RBI over his first nine games, 14 over his final 24 contests...batted .306 with all 14 of his RBI, all eight of his walks and seven of his eight extra base hits against right-handed pitching...went 4-for-19 (.211) with a double against lefties...had an .815 OPS against righties, .450 against lefties...hit .353 with runners on base, .241 with the bases empty...batted .333 with runners in scoring position after hitting .426 with RISP at Nashville...hit .339 at night, .194 during the day...appeared in 29 games (25 starts) at catcher and committed just one error for a .995 fielding percentage...however, opponents were successful in each of their eight stolen base attempts off him...tossed out 30-of-77 (39.0%) attempted base stealers at Nashville...went 4-for-10 (.400) in three games (two starts) at designated hitter...hit .250 against a pitcher the first time he saw him in a game, .344 after that...made his Major League debut July 23 against Tampa Bay when he grounded out as a pinch hitter...went 0-for-4 in his first start the next day against the Rays...recorded his first ML hit in his third game on July 30 at Cleveland, a single off Josh Tomlin in the fifth inning...hit .136 in eight games in August but then batted .385 in 19 games in September...had a career-high seven-game hitting streak from Sept. 3 to 17...went 12-for-27 (.444) with seven RBI and four multiple hit games during the streak...the multiple hit games were the first of his career...had his first career three-hit game Sept. 9 against Seattle...hit his first big league home run Sept. 19 against Houston, a solo shot off Brad Peacock in the second inning...drilled his first career triple Sept. 28 at Los Angeles (AL)...it was his second as a professional (June 23, 2014 with Stockton)...was rated as the A's No. 10 prospect by *Baseball America* following the season...hit .321 in 60 games with Nashville after batting .277 or lower in each of his first four seasons...added 24 walks for a .393 on-base percentage...slugged .539 and had a .932 OPS...hit .327 with all 10 of his home runs against right-handers, .297 against lefties...slugged .590 against righties, .324 against lefties...improved his average each month with the Sounds as he batted .220 in April, .275 in May, .313 in June and .467 in July...had three home runs and 22 RBI in 46 games in the first three months compared to seven home runs and 19 RBI in 14 games in July...batted .264 with the bases empty, .391 with runners on...hit .364 with seven of his 10 home runs on the road, .277 at home...made all 60 of his appearances at catcher and committed five errors for a .990 fielding percentage...saw most of his action with 54 games batting ninth...was batting .220 with no home runs and 11 RBI in 19 games when he was placed on the disabled list May 9 with a strained right shoulder...was reinstated May 18 and hit .366 with 10 home runs and 30 RBI in 41 games following his return...hit safely in each of his final eight games with Nashville from July 8 to 20...went 18-for-28 (.643) with 11 runs scored, three doubles, five home runs, 16 RBI and five multiple hit games during the streak...collected four hits in five at bats on July 14 at El Paso...two days later, he was a perfect 5-for-5 with four runs scored, two home runs and six RBI against the Chihuahuas...went 11-for-17 (.647) with seven runs, four home runs and 10 RBI in the four-game series against El Paso to earn Pacific Coast League Player of the Week honors for the week of July 11-17.

2015—Spent the entire season at Double-A Midland where he batted .243 with two home runs and 48 RBI in 96 games...hit .246 against right-handed pitching compared to .232 against left-handers...had a .313 batting average with both of his home runs with runners on base...hit .312 with runners in scoring position...was 8-for-15 (.533) with a double, home run, four walks and 20 RBI with the bases loaded...committed just two errors in 78 games at catcher and led Texas League catchers with a .997 fielding percentage...tossed out 19-of-86 (22.1%) attempted base stealers, which ranked fourth in the TL...had a .387 batting average in the ninth inning...hit in each of the bottom five spots in the order, including 46 games batting eighth...hit safely in eight of nine contests from April 21 to May 1 (12-for-35, .343)...had a 14-for-38 (.368) surge from May 9 to 27...hit his first home run of the season, a grand slam, May 25 at Corpus Christi...had a season-high four RBI in that contest...had 14 RBI in 21 games in July, which was his best single-month total...went 11-for-27 (.407) with three doubles, a home run and six RBI during a season-best six-game hitting streak from Aug. 5 to 12 streak...committed his first error of the season Aug. 18 at Springfield, snapping a season-opening 67-game errorless streak behind the plate...it was his first error since June 7, 2014 with Stockton, ending a 118-game errorless streak as a catcher overall...hit .250 with three walks and a RBI in four postseason games as Midland won their second consecutive Texas League championship.

2014—Spent most of the season at Single-A Stockton where he batted .273 with six home runs and 35 RBI in 79 games...was promoted to Double-A Midland July 22 and hit .141 with two RBI in 25 games with the RockHounds...combined for a .243 batting average in 104 games overall...was named to the California League Midseason All-Star team...batted .304 with four home runs against left-handed pitching compared to .213 with two home runs against right-handers...played exclusively at catcher on defense where he committed eight errors in 102 games for a .992 fielding percentage...tossed out 48-of-129 (37.2%) attempted base stealers...including 36-of-91 (39.6%) with Stockton, which was the second best percentage in the Cal League...had back-to-back three hit games April 10 and 11 against Visalia (6-for-10, .600)...had a season-best 11-game hitting streak from April 18 to May 1...went 17-for-49 (.347) with a home run and six RBI during the streak...hit .333 with three home runs and 11 RBI in April, all of which were his best single month figures in 2014...committed his eighth and final error of the season June 7 against High Desert...finished the season with a 51-game errorless streak behind the plate...was the starting catcher for the California League All-Stars in the June 17 game against the Carolina League All-Stars at Wilmington and went 0-for-2...batted .284 with a .407 on-base percentage in 19 games in June...was transferred to Midland July 22...went 0-for-2 in one postseason game for the Texas League Championship RockHounds.

2013—Split his first full professional season between the A's two Single-A affiliates at Beloit and Stockton...combined to hit .275 with seven home runs and 49 RBI in 104 games...batted .282 against right-handed pitching compared to .253 against left-handers...hit six of his seven home runs against right-handers...appeared exclusively at catcher on defense (83 games)...tossed out 19-of-122 (15.6%) attempted base stealers...began the season at Beloit, hitting .286 with two home runs and 28 RBI in 57 games...batted .311 on the road, .317 at night and .325 when leading off an inning...hit .365 in 22 games in May...began the month by going 4-for-4 with a walk and two doubles May 1 at Great Lakes...matched his season high in hits (4) and doubles (2) May 6 at Lansing...named to the Midwest League Midseason All-Star team...started for the West All-Stars in the game at Dayton June 18 and went 0-for-3...was transferred to Stockton June 25...hit .263 with five home runs and 21 RBI in 47 games with the Ports...finished the season by batting .308 with three home runs and 13 RBI over his final 14 games...following the season, he was added to the Mesa roster in the Arizona Fall League as a late replacement for David Freitas...went 0-for-4 in one game.

2012—Began his professional career with the A's affiliate in the Arizona Rookie League and went 11-for-21 (.524) in six games before he was promoted to Short-Season Vermont June 28...hit .254 with no home runs and 22 RBI in 61 games with the Lake Monsters...combined for a .277 batting average in 67 games overall...hit .280 with 23 of his 26 RBI and 27 of his 31 walks against right-handed pitching compared to .267 against left-handers...batted .364 with runners in scoring position...appeared exclusively at catcher on defense (41 games)...tossed out 20-of-61 (32.8%) attempted base stealers...caught 38 games with Vermont and led New York-Penn League catchers

in total chances (380), putouts (332) and passed balls (18)...began his career with four straight multiple hit games (11-for-16, .688).

PERSONAL/MISCELLANEOUS

Bruce Tyrone Maxwell III was originally signed by A's scout Kelcey Mucker...was drafted with the Minnesota Twins second round pick in the 2012 draft as compensation for Josh Willingham...is the first player in Athletics history born in Germany...the A's had two players born in West Germany (Glenn Hubbard, Mike Blowers)...played for Germany in the World Baseball Classic qualifier during the spring of 2016...attended Birmingham Southern College...was named 2012 American Baseball Coaches Association/Rawlings National Player of the Year...led the conference with a .471 batting average, 15 home runs, 25 doubles, 56 runs scored, 59 walks, a .928 slugging percentage and .619 on-base percentage.

LIFETIME PLAYING RECORD

Year	Club	AVG.	G	AB	R	H	2B	3B	HR	RBI	SH	SF	HP	BB	SO	SB	CS	SLG	OBP	E
2012	AZL A's	.524	6	21	8	11	4	0	0	4	0	0	0	5	3	0	0	.714	.615	0
	Vermont	.254	61	228	22	58	14	0	0	22	1	1	0	26	35	1	0	.316	.329	6
2013	Beloit	.286	57	199	25	57	14	0	2	28	3	2	0	24	29	0	0	.387	.360	2
	Stockton	.263	47	175	19	46	8	0	5	21	0	2	1	19	34	0	0	.394	.335	3
2014	Stockton	.273	79	289	33	79	11	1	6	35	0	2	2	41	58	0	1	.381	.365	8
	Midland	.141	25	85	8	12	3	0	0	2	0	0	0	9	32	0	1	.176	.223	0
2015	Midland	.243	96	338	32	82	16	0	2	48	1	2	1	39	54	0	1	.308	.321	2
2016	Nashville	.321	60	193	27	62	12	0	10	41	0	2	0	24	38	1	0	.539	.393	5
	OAKLAND	.283	33	92	8	26	6	1	1	14	0	1	0	8	24	0	0	.403	.337	1
2017	Nashville	.286	25	84	11	24	9	0	2	14	0	1	0	8	14	0	0	.464	.344	0
	OAKLAND	.237	76	219	21	52	12	0	3	22	1	2	0	31	63	0	0	.333	.329	0
ML Totals		.251	109	311	29	78	18	1	4	36	1	3	0	39	87	0	0	.354	.331	1

CAREER TRANSACTIONS


2012 — Selected by the Oakland Athletics organization in the 2nd round of the First-Year Player draft.

MAXWELL'S CAREER BESTS

Hits: 3 (five times), last: June 27, 2017 at Houston
 Home Runs: 1 (four times), last: September 2, 2017 at Seattle
 Runs Batted In: 2 (seven times), last: August 30, 2017 at Los Angeles (AL)
 Stolen Bases: None
 Hitting Streak: 7, September 3-17, 2016
 Hitless Streak (At Bats): 14, July 22-26, 2017
 Game Ending RBI: None
 Grand Slams: None
 Pinch-Hit Home Runs: None
 Inside-The-Park Home Runs: None
 Lead Off Home Runs: None

OAKLAND A'S HIGHEST PERCENTAGE OF RUNS ON HOME RUNS

Year	Runs on HR	Runs	Pct.
2017	361	739	48.8
1996	399	861	46.3
1999	398	893	44.6
2000	409	947	43.2
2012	298	713	41.8

**RIGHT-HANDED PITCHER****Height/Weight:** 6-1 / 231**Bats/Throws:** Right / Right**Birthdate:** February 19, 1993**Opening Day Age:** 25**Birthplace/Resides:** Houston, Texas / Bellaire, Texas**Major League Service:** 157 days**Obtained:** Acquired from Houston with Jacob Nottingham for Scott Kazmir, July 23, 2015**Contract Status:** First year of a one-year contract through 2018**CAREER HIGHLIGHTS**

Was originally selected by Houston in the fourth round of the 2014 draft and was traded to the A's organization July 23, 2015 in the Scott Kazmir deal...did not pitch above Single-A over his first two seasons but made his Double-A, Triple-A and Major League debuts in 2016...is now 5-11 with a 5.24 ERA in 21 starts in two seasons with Oakland...is 22-10 with a 2.93 ERA (93 er in 286.0 ip) in 60 games, including 51 starts, in four seasons in the minors...led the A's farm system in ERA (1.46) and tied for second in wins (10) in 2016.

2017 HIGHLIGHTS

Combined to make just 18 starts between the majors and minors due to two stints on the disabled list...went 3-2 with a 3.14 ERA and .229 opponents batting average in seven starts over two stints with Oakland...was also 2-4 with a 4.17 ERA in nine starts with Triple-A Nashville and 0-0 with a 0.00 ERA in two starts with the A's affiliate in the Arizona Rookie League...walked just nine batters in 43.0 innings (1.88 per nine innings) with the A's for a .268 on-base percentage...went 0-1 with a 10.13 ERA and .371 opponents batting average in two starts during his first stint from May 29 to June 3...then went 3-1 with a 1.54 ERA and .189 opponents batting average in five starts after returning to Oakland Sept. 5 when the Sounds season concluded...his ERA during his second stint was fifth lowest in the American League over that span...his opponents batting average included a .187 (14-for-75) mark against right-handed hitters compared to .268 (22-for-82) against left-handers...issued seven of his nine walks to righties...went 0-1 with a 5.40 ERA in three starts at home, 3-1 with a 1.71 ERA in four starts on the road...is now 0-8 with a 6.43 ERA (40 er in 56.0 ip) in 11 career starts in the Coliseum compared to 5-3 with a 4.12 ERA (27 er in 59.0 ip) in 10 starts on the road...his eight-game career-opening home losing streak is the longest by an A's pitcher since Bobby Hasty had an 11-game streak from Sept. 11, 1919 to Aug. 11, 1921...it is the third longest home losing streak in Oakland history and the longest since Matt Keough lost nine straight from Sept. 27, 1981 to July 9, 1982...allowed a .176 opponents batting average with runners in scoring position...had a .179 opponents average the first time through the lineup, .257 after that...his career splits are .201 (35-for-174) the first time through the lineup, .305 (84-for-275) after that...had a 0.64 ERA in innings one and two, a 4.34 ERA from the third inning on...his career numbers are 1.93 (9 er in 42.0 ip) in innings one and two, 7.15 (58 er in 73.0 ip) from the third inning on...tied for fifth in the AL in complete games (1)...made five of his seven starts during the day...has made 11 of his 21 career starts in day games...the A's went 5-2 (.714) in his starting assignments after going 3-11 (.214) in 2016.

OAKLAND: Began the season on Oakland's 10-day disabled list after fracturing his medial tibial sesamoid bone while throwing a bullpen at home Jan. 31...had surgery on his right foot Feb. 8 at Houston Methodist Hospital...the surgery, which involved a sesamoidectomy, was performed by Dr. Kevin Varner...made three rehab starts before he was reinstated from the DL and optioned to Nashville May 20...was recalled for the first time May 29 and allowed three home runs in 3.1 innings for the loss that day at Cleveland...it is the only time in his career he allowed more than one home run in a start...allowed four runs in 4.2 innings in his next start June 3 against Washington and was 0-1 with a 10.13 ERA in two starts when he was optioned back to Nashville June 3...returned to Oakland Sept. 5 when the Sounds season concluded and went 3-1 with a 1.54 ERA in five starts...including 2-1 with a 1.93 ERA in September...ranked fifth in the AL in ERA in September...tossed his first career complete game and the A's only complete game of the season,

a two-hit shutout in a 4-0 win at Philadelphia Sept. 15...did not walk a batter to become the 14th pitcher in Oakland history to allow two hits or fewer in a shutout and not walk a batter...struck out seven while tossing a career-high 118 pitches...tossed seven scoreless innings in his next start Sept. 20 at Detroit for the first winning streak of his career...it was his first career victory in 10 starts during the day...did not walk a batter and joins Catfish Hunter (Sept. 5-9, 1974) and Bartolo Colon (May 26-31, 2013) as the only A's pitchers since at least 1913 with back-to-back games of seven or more innings and no runs or walks...did not allow a run in the first three innings of his next start Sept. 26 against Seattle for a career-high and A's season-high 19.0-inning scoreless streak...tossed seven scoreless innings to defeat the Rangers in the final game of the season Oct. 1 at Texas...finished the season with a 23.0-inning scoreless streak on the road, which is two short of the Oakland record of 25.0 set by Gene Nelson (Aug. 21, 1989-April 25, 1990) and matched by Dennis Eckersley (June 5, 1990-April 16, 1991).

MINORS: Combined with Nashville and the A's Arizona Rookie League affiliate for a 2-4 record, a 3.69 ERA and .237 opponents batting average in 11 starts...the batting average broke down to .190 (15-for-79) against left-handed hitters compared to .277 (26-for-94) against right-handers...surrendered four of his five home runs to righties...yielded a .217 average with runners in scoring position...tossed more than five innings in just two of his starts...his first three starts with Nashville were on a rehab assignment from Oakland and he went 1-1 with a 3.38 ERA and .220 opponents batting average...tossed 3.2 innings in each of his first two starts but then struck out a season-high seven while allowing just one run in 6.0 innings in a 13-3 win at Fresno May 18...was reinstated from the Oakland disabled list and optioned to Nashville May 20...made one more start on May 23 against Omaha when he combined with Chris Smith on a three-hit shutout in a 10-0 win...tossed a season-high seven innings and allowed all three of the hits...was promoted to Oakland May 29...was optioned back to Nashville June 3 but did not pitch before going on the disabled list June 9 with a strained right oblique...made two rehab starts with the A's affiliate in the Arizona Rookie League, tossing 2.0 scoreless innings Aug. 4 against the Dodgers and 3.0 scoreless and hitless innings Aug. 9 at the Cubs...was reinstated Aug. 14 and went 0-3 with a 6.09 ERA over his final five starts with the Sounds...walked a season-high four batters in back-to-back starts on Aug. 19 against Iowa and Aug. 24 against Round Rock...matched his season high with seven strikeouts in just 4.0 innings on the 24th...yielded a season-high four runs on a season-high eight hits in 5.0 innings in a 9-3 loss to Omaha on Aug. 29.

CAREER

2016—Made his Major League debut with Oakland in his third professional season after beginning the year with no experience above Single-A...went 2-0 with a 0.78 ERA in four starts with Double-A Midland, 8-2 with a 1.67 ERA in 13 starts with Triple-A Nashville and 2-9 with a 6.50 ERA in 14 starts over two stints with Oakland...his ERA with the A's was second highest in the majors among pitchers with 70 or more innings pitched (Blair, ATL 7.59)...his .182 winning percentage was second lowest in the majors among pitchers with 10 or more decisions (Morgan, PHI .154) and sixth lowest in Oakland history...tied for fourth among American League rookies in games started and ranked 10th in innings pitched (72.0) and strikeouts (71)...went 0-7 with a 6.86 ERA in eight starts at home compared to 2-2 with a 6.06 ERA in six starts on the road...is just the third Athletics pitcher since at least 1911 to go 0-7 or worse at home...joins Tom Sheehan (0-7 in 1916) and Rip Coleman (0-7 in 1959)...tied for fifth in the AL in home losses...was 0-6 with a 4.50 ERA in six starts during the day compared to 2-3 with an 8.29 ERA in eight starts at night...is the first A's pitcher to go 0-6 or worse during the day since Diego Segui went 0-9 for the Kansas City A's in 1965...tied for fourth in the AL in day losses...allowed a .284 opponents batting average, which included a .283 mark against left-handed hitters compared to .286 against right-handers...combined for a 2.57 ERA and .225 opponents batting average in innings one and two...had a 9.00 ERA and .316 opponents average from the third inning on...yielded a .212 opponents batting average and one home run the first time through the lineup, .333 and eight home runs after that...opponents hit .300 with runners in scoring position but that mark dropped to .207 with RISP and two outs...held the opponents number five hitter to a .143 batting average, but then seven through nine hitters in the order combined to bat .353...was 1-4 with a 4.54 ERA in six starts before the All-Star Break, 1-5 with an 8.42 ERA in eight starts after the break...received 22 runs of support in his two wins (13.50 RSA) and just 18 runs of support in his other 12 starts (2.83 RSA)...the A's were 3-11 (.214) in his starting assignments...was selected from Nashville

June 11 and made his ML debut that day at Cincinnati after just 43 minor league appearances, including 34 starts, in three professional seasons...at the age of 23 years, 113 days, he became the youngest A's pitcher to start a game since Trevor Cahill on June 19, 2011 (23 years, 110 days)... allowed two runs in 5.2 innings but took the loss in a 2-1 decision...struck out the first batter he faced (Zack Cozart)...fanned a career-high nine batters but fell to 0-3 in a 4-2 loss to Milwaukee June 22...joined Brad Rigby (1997) and Mike Morgan (1978) as the only three pitchers in Oakland history to lose each of the first three games of their career...is just the fourth Major League pitcher since 1913 to lose each of his first three career games while allowing three runs or fewer in each game (last: Kyle Drabek, 2010 Blue Jays)...earned his first big league win in his fourth start on June 27 at San Francisco...tossed 7.2 innings and allowed just two runs in the A's 8-3 win... became the eighth pitcher in Oakland history to allow to allow three runs or fewer in each of his first four starts...was 1-3 with a 2.81 ERA in four starts in June...then went 0-2 with a 9.00 ERA in five starts in July...that was the second highest July ERA in Oakland history among pitchers with 20 or more innings (Steve Karsay, 9.36 in 1997)...fell to 1-4 with a loss in his fifth start on July 3 against Pittsburgh...allowed four runs or fewer while tossing five innings or more in each of his first five career starts...since 1913, the only other Major League pitcher to do that and lose at least four of those games is Tony Armas, who went 0-4 with a 2.97 ERA over his first five career starts with Montreal from Aug. 16, 1999-May 30, 2000...walked a career-high five batters in a 7-0 loss to Houston July 20...was optioned to Nashville July 26 but returned to Oakland Sept. 3... tossed 7.0 scoreless innings in a 14-5 win on Sept. 15 at Kansas City to snap his career-high four-game losing streak...logged a 9.39 ERA and .328 opponents batting average during the streak, which spanned seven starts from July 3 to Sept. 9...surrendered a career-high eight runs on a career-high nine hits in 3.0 innings in his final start of the season, an 8-1 A's loss at Los Angeles (AL) Sept. 27...went 1-4 with an 8.10 ERA in five starts in September...tied for second in the AL in September losses...combined for a 10-2 record, a 1.46 ERA and .197 opponents batting average in 17 games, all starts, with Midland and Nashville...led the A's farm system in ERA and tied for second in wins...allowed just four home runs in 98.1 innings, an average of 0.37 per nine innings... struck out 95 and walked 29 for a strikeout to walk ratio of 3.28...his opponents batting average included a .190 mark against left-handed hitters compared to .202 against right-handers...surrendered all four of his home runs to righties...three of the four home runs he allowed were solo shots...yielded a .134 batting average with runners in scoring position...opponents hit .165 with a .232 on-base percentage when leading off an inning...compiled a 0.53 ERA over innings one through four...had a 3.56 ERA from the fifth inning on...his teams combined for a 14-3 (.824) record in his 17 starts...tossed at least five innings in each of his 17 starts, allowed six hits or fewer 16 times and surrendered two runs or fewer 15 times...struck out a season-high eight batters and allowed just two hits in 6.0 scoreless innings in each of his first two starts, both no decisions... matched his season high in strikeouts and walks in his final Double-A start, a 2-0 win at Corpus Christi April 26...was 2-0 with a 0.78 ERA in four starts when he was promoted to Nashville May 1...did not allow a run in either of his first two starts with the Sounds after not allowing a run in three of his four starts with Midland...was 3-0 over that season-opening six-start stretch and allowed just two earned runs in 36.0 innings for a 0.50 ERA...capped that streak by fanning a season-high tying eight in a season-high 7.0 innings May 8 against Memphis, but had a no decision in a 3-2 win...extended his scoreless streak to 24.0 innings before allowing a run in the seventh inning May 13 at Iowa...was charged with his first loss June 5 at Omaha, giving him a 3-1 record and a 1.39 ERA in seven starts with Nashville at the time of his June 11 promotion to Oakland...had a 1.19 ERA overall, which was sixth lowest in the minors when he joined the A's for the first time...was optioned back to Nashville July 26 and went 5-1 with a 2.10 ERA in six starts, all in August...tossed exactly 5.0 innings in each start...did not allow a run in two of his first three starts following his return and picked up the win in each start while logging a 1.20 ERA...went 2-0 with a 0.90 ERA over his final two starts and did not walk a batter.

2015—Pitched for three different teams in two organizations and combined for a 10-4 record and a 3.72 ERA in 26 games, including 22 starts...struck out 125 and walked just 36 for a strikeout-to-walk ratio of 3.47...allowed a .254 opponents batting average, including .224 against left-handed hitters compared to .279 against right-handers...had 69 strikeouts and 11 walks against lefties (6.27 so/bb ratio) compared to 56 strikeouts and 25 walks against righties (2.24)...eight of the 11 home runs he surrendered were solo shots...started the year at Single-A Quad Cities and went 4-1 with a 1.16 ERA in eight games, including six starts...surrendered just one home run

in 38.2 innings...went 4-0 with a 0.30 ERA and .180 opponents average over his final six games, including four starts...recorded his first professional win when he tossed 4.0 scoreless innings of relief on April 23 at Peoria (2 h, 1 bb, 5 so)...did not allow a run in five consecutive outings from April 23 to May 16 and had a 27.0-inning scoreless streak from April 23 to May 22...was promoted to Single-A Lancaster of the California League May 23 and went 2-1 with a 5.26 ERA in 10 games, eight starts, with the JetHawks...won his first two decisions on June 8 at Visalia and June 13 at Lake Elsinore to extend his overall minor league winning streak to six games...had a 3.48 ERA during the streak, which spanned 10 games (eight starts) from April 23 to June 13...earned the first (and only) save of his career June 26 at Bakersfield when he tossed 4.0 scoreless and hitless innings of relief...was traded to the Oakland organization July 23 with Jacob Nottingham for pitcher Scott Kazmir...Lancaster was hosting the A's Single-A affiliate at Stockton that day and both he and Nottingham switched clubhouses...started against his former teammates two days later and was the winning pitcher in a 5-3 victory (5.0 ip, 1 h, 1 r, 1 er, 8 so)...went 3-0 with a 4.39 ERA over his final five starts and was 4-2 with a 4.25 ERA in eight starts overall with the Ports...made one postseason start for Stockton...started and won Game 2 of the first round of the Cal League Playoffs, a 4-2 win over San Jose on Sept. 10 (6.0 ip, 4 h, 2 r, 2 er, 0 bb, 7 so)...it was the Ports only win in the best-of-three series.

2014—Began his professional career with the Astros affiliate in the Gulf Coast Rookie League and logged a 4.26 ERA in four relief appearances...was promoted to Tri-City of the Short Season New York-Penn League and posted a 1.93 ERA in two games (one start)...was 0-0 with a 3.27 ERA and .214 opponents batting average in six games overall...struck out 17 batters in 11.0 innings and walked just one...did not allow a home run...held right-handed hitters to a .172 batting average...made his professional debut Aug. 12 against the Tigers (1.0 ip, 2 so) and did not allow a run over his first three outings (5.0 ip, 1 h)...went 1-0 with a 0.00 ERA in three postseason appearances for the ValleyCats, all in relief (4.0 ip, 3 h, 1 bb, 7 so).

PERSONAL/MISCELLANEOUS

Daniel Joseph Mengden was originally signed by Astros scout Noel Gonzalez-Luna...graduated from Westside High School (Tex.)...played collegiately at Texas A&M.

LIFETIME PITCHING RECORD

Year	Club	W	L	ERA	G	GS	CG	SHO	SV	IP	H	R	ER	HR	HB	BB	IBB	SO	WP	BK
2014	GCL Astros	0	0	4.26	4	0	0	0	0	6.1	4	3	3	0	1	0	0	11	0	0
	Tri-City	0	0	1.93	2	1	0	0	0	4.2	5	1	1	0	0	1	0	6	1	0
2015	Quad Cities	4	1	1.16	8	6	0	0	0	38.2	30	7	5	1	2	8	0	36	1	1
	Lancaster	2	1	5.26	10	8	0	0	1	49.2	59	30	29	4	2	18	0	48	7	1
	Stockton	4	2	4.25	8	8	0	0	0	42.1	39	23	20	6	2	10	0	41	4	0
2016	Midland	2	0	0.78	4	4	0	0	0	23.0	15	2	2	0	0	12	0	28	2	0
	Nashville	8	2	1.67	13	13	0	0	0	75.1	54	15	14	4	3	17	1	67	1	0
	OAKLAND	2	9	6.50	14	14	0	0	0	72.0	83	54	52	9	4	33	0	71	5	0
2017	Nashville	2	4	4.17	9	9	0	0	0	41.0	40	20	19	5	3	18	0	40	1	1
	OAKLAND	3	2	3.14	7	7	1	1	0	43.0	36	16	15	6	0	9	0	29	2	0
	AZL A's	0	0	0.00	2	2	0	0	0	5.0	1	0	0	0	0	3	0	9	1	0
ML Totals		5	11	5.24	21	21	1	1	0	115.0	119	70	67	15	4	42	0	100	7	0

CAREER TRANSACTIONS

2014 — Selected by the Houston Astros organization in the 4th round of the First-Year Player Draft. **2015** — Traded to the Oakland Athletics with catcher Jacob Nottingham for pitcher Scott Kazmir, July 23. **2017** — On the disabled list, March 30 to May 19; included rehabilitation assignment to Nashville, May 8 to 19.

MENGDEN'S CAREER BESTS

Low Hit Complete Game: 2, September 15, 2017 at Philadelphia

Innings Pitched: 9.0, September 15, 2017 at Philadelphia

Strikeouts: 9, June 22, 2016 vs. Milwaukee

Pitches: 118, September 15, 2017 at Philadelphia

Longest Winning Streak: 2, September 15 to 20, 2017

Longest Losing Streak: 4, July 3 to September 9, 2016

Longest Scoreless Streak: 19.0, September 15 to 26, 2017

**RIGHT-HANDED PITCHER****Height/Weight:** 6-2 / 252**Birthdate:** March 21, 1993**Birthplace/Resides:** Sainagua, Dominican Republic / Sainagua, Dominican Republic**Major League Service:** 1 year, 15 days**Obtained:** Acquired from the Los Angeles Dodgers with minor leaguers Jharel Cotton and Grant Holmes for Rich Hill and Josh Reddick, Aug. 1, 2016**Contract Status:** First year of a one-year contract through 2018**Bats/Throws:** Right / Right**Opening Day Age:** 25**CAREER HIGHLIGHTS**

Has been traded three teams in his career, with each deal involving at least five players...two of the deals involved three teams...was originally signed by Boston out of the Dominican Republic in 2009, traded to the White Sox and trading deadline in 2013, dealt to the Dodgers following the 2015 and was acquired by the A's at the 2016 trading deadline...made his Major League debut with the White Sox in 2015 and returned to the majors with Oakland in 2017...is 1-3 with a 6.32 ERA in 30 games, including two starts, in two big league seasons...is 16-27 with a 3.89 ERA (185 er in 428.0 ip) in 108 games, including 92 starts, in eight seasons in the minors...has 449 strikeouts in 428.0 innings (9.44 per nine innings)...threw a 7.0-inning no-hitter on June 9, 2015 at Tennessee, walking three and striking out three in a 2-0 win...was selected to the All-Star Futures Game in 2014 and 2015...pitched in the Arizona Fall League in 2014 and 2016 and was selected to the Rising Stars Game in 2014...was rated as the A's No. 5 prospect by *Baseball America* following the 2016 season and the White Sox No. 4 prospect following the 2014 season.

2017 HIGHLIGHTS

Was on the A's Opening Day roster and compiled a 7.03 ERA and .302 opponents batting average in 23 games over two stints with Oakland...also went 0-2 with a 5.22 ERA in nine games, eight starts, with Triple-A Nashville before an oblique injury ended his season in mid-August...issued 20 walks in 32.0 innings (5.63 per nine innings) with the A's for a .408 opponents on-base percentage...had a .566 opponents slugging percentage and .974 OPS...the OPS was the highest in Oakland history by a reliever, the slugging percentage was second highest and the on-base percentage was third highest...had the highest OPS and on-base percentage among Major League relievers in 2017...had the second highest opponents slugging percentage among AL relievers and the sixth highest opponents batting average...struck out 36 for an average of 10.13 strikeouts per nine innings...allowed 10 home runs, an average of 2.81 home runs per nine innings...that was the second highest mark in Oakland history among pitchers with 30 or more innings pitched (Curt Young, 2.93 in 1985)...tied for seventh among AL relievers in home runs allowed...had the third highest average number of pitches per inning among AL relievers (19.4) and the sixth highest average number of pitches per game (27.0)...his opponents batting average included a .257 (19-for-74) mark against right-handed hitters compared to .364 (20-for-55) against left-handers...yielded seven of his 10 home runs and issued 12 of his 20 walks to lefties...had a .751 OPS against righties, 1.267 against lefties...seven of his 10 home runs came with runners on base...allowed 4-of-11 (36.4%) inherited runners to score...first batters faced hit .263 with a .391 on-base percentage...yielded a .321 batting average and .424 on-base percentage to batters leading off an inning...posted a 4.29 ERA in 14 night games compared to 12.27 in nine day games...surrendered six home runs in 11.0 innings during the day...allowed 19 of his 25 runs in the eighth inning or later for a 15.55 ERA...compiled a 2.57 ERA in the seventh inning or earlier...did not pitch with no days rest...18 of his 23 outings were at least one inning, including seven outings of two innings or more.

OAKLAND: Tossed 2.2 scoreless innings in his A's debut April 5 against Los Angeles (AL)...added 1.2 scoreless innings in his next outing at Texas April 9 but allowed all three of his inherited runners to score...then yielded at least one run in seven of his next nine appearances from April 12 to May 4...compiled a 9.53 ERA and .353 opponents batting average over that span...allowed a career-high tying six hits in 2.1 innings at Los Angeles (AL) April 26 but yielded just one run...tossed

a scoreless ninth inning May 6 against Detroit and was credited with his first big league win when Adam Rosales had a walk-off RBI single in the bottom of the ninth for a 6-5 A's win...that began a career-high 10.2-inning scoreless streak that ran through May 30...tossed 3.0 scoreless innings and struck out five May 20 against Boston...the innings pitched and strikeouts matched his most as a reliever...allowed five runs in one inning of work against Washington June 4, which were his most runs allowed in his career as a reliever...surrendered two home runs in a game for the first time that day and did it again in his next outing June 7 against Toronto for his only loss of the season...was optioned to Nashville June 11...was recalled July 21 and allowed at least one run in each of his two appearances before he was sent back to Nashville July 30...walked a career-high four batters in 2.1 innings on July 28 against Minnesota.

NASHVILLE: Struck out 37 batters in 29.1 innings with Nashville, an average of 11.35 per nine innings...walked just seven for a strikeout-to-walk ratio of 5.29...allowed a .223 opponents batting average, including .188 (9-for-48) against right-handed hitters compared to .250 (16-for-64) against left-handers...surrendered three of his four home runs to righties...yielded a .176 average with the bases empty, .295 with three of his four home runs with runners on...had a .381 opponents batting average with runners in scoring position...compiled a 3.52 ERA and .179 opponents batting average in five games at home, a 7.07 ERA and .268 opponents average in four games on the road...his first outing with the Sounds came in relief June 13 against Iowa (1.1 ip, 3 so)...then started in each of his final eight appearances...never tossed more than four innings...struck out a season-high seven batters in his first start June 17 against New Orleans, tossing 3.0 scoreless and hitless innings...pitched a season-high 4.0 innings in each of his final five starts...logged 4.0 scoreless innings in back-to-back starts July 8 against Memphis and July 15 at Omaha...allowed four runs on five hits in 4.0 innings and took the loss in his final start Aug. 9 at Tacoma...was placed on the disabled list Aug. 11 with a strained right oblique and missed the remainder of the season.

CAREER

2016—Was one of three players acquired by the A's from Los Angeles in the trading deadline deal that sent Rich Hill and Josh Reddick to the Dodgers, but missed nearly the entire season due to rib cage injuries...began the year on the Dodgers 60-day disabled list with a fractured right rib cage, an injury suffered during the offseason...was sent to Double-A Tulsa on a rehab assignment May 22 and logged a 1.93 ERA in three games, including one start...was transferred to Triple-A Oklahoma City May 30 and made three additional rehab appearances before he was reinstated from the DL and optioned to Oklahoma City June 12...made one more appearance before going on the Triple-A DL June 19 with an inflamed right rib cage...missed the remainder of the season...logged a 2.38 ERA in four games (three starts) with Oklahoma City and was 0-0 with a 2.25 ERA in seven games (four starts) overall...struck out 22 batters in 16.0 innings (12.38 per nine innings) and walked just three (1.69 per nine innings)...surrendered just one home run...allowed a .241 opponents batting average, including .208 against left-handed hitters and .265 against right-handers...issued all three of his walks to lefties...opponents batted .200 with a .250 on-base percentage when leading off an inning...allowed a .333 average with runners in scoring position and two outs...tossed a season-high 4.0 innings in each of his final two starts with Oklahoma City on June 9 in the second game of a doubleheader against Nashville and June 15 against Omaha...struck out a season-high six in the game against the Sounds...was traded to the A's Aug. 1 with Jharel Cotton and Grant Holmes and was placed on the Nashville DL...pitched for Mesa in the Arizona Fall League following the season and went 1-0 with a 0.53 ERA and .132 opponents batting average in six relief appearances...did not allow a run in his first five games and started the campaign with a 15.1-inning scoreless streak before allowing two runs in his final 1.2 innings...was rated as the A's No. 5 prospect by *Baseball America* following the season.

2015—Made his Major League debut with Chicago (AL), going 0-2 with a 4.80 ERA in seven games (two starts)...struck out 20 batters in 15.0 innings (12.00 per nine innings) but issued nine walks (5.40 per nine innings)...opponents hit .246, including .222 by right-handed hitters and .286 by left-handers...went 0-2 with a 9.00 ERA and 10 strikeouts as a starter...owned a 1.13 ERA with 10 strikeouts over five appearances as a reliever...was initially recalled from Birmingham July 17 as the 26th player for a doubleheader against Kansas City, but did not pitch...was optioned back to the Barons following Game 2 vs. the Royals...was recalled Sept. 1 for the remainder of the season

and made his Major League debut Sept. 2 at Minnesota, working 1.0 scoreless inning...recorded his first career strikeout (Miguel Sano in the eighth inning)...made his first career start Sept. 23 at Detroit and suffered the loss after allowing six runs on six hits over 3.0 innings...also started and lost his final outing Oct. 4 against the Tigers at Chicago (4.0 ip, 2 h, 1 r, 1 er, 3 bb, 7 so)...spent most of the season with Double-A Birmingham where he was 5-5 with a 2.97 ERA in 23 starts...ranked among the Southern League leaders in ERA (4th), whip (1.22, 4th), opponents' batting average (.219, 4th) and strikeouts per nine innings (8.68, 4th)...yielded just three home runs in 112.0 innings...held the opposition to a .219 batting average, including .189 against left-handed hitters and .212 with runners in scoring position...was unbeaten over a 12-start span from May 19-July 26, going 3-0 with a 1.97 ERA...threw a 7.0-inning no-hitter on June 9 at Tennessee, walking three and striking out three in a 2-0 win...named a SL Midseason All-Star and pitched for the North All-Stars in the game at Montgomery on June 23 (0.1 ip, 1 h)...also represented the World Team in the All-Star Futures Game in Cincinnati on July 12 (0.2 ip, 4 h, 3 r, 3 er, 1 so)...was named Southern League Pitcher of the Week for July 13-19 after tossing 5.0 scoreless innings for the win July 19 against Pensacola (2 h, 1 bb, 8 so)...entered the season rated by *Baseball America* as the No. 5 prospect and possessing the Best Fastball in the White Sox organization.

2014—Went 5-0 with a 1.44 ERA, one complete game and 80 strikeouts in 15 starts between the Arizona League White Sox, Single-A Winston-Salem and Double-A Birmingham...surrendered just three home runs in 81.0 innings...limited opponents to a .184 average, including a .147 mark vs. right-handers...began the season on the disabled list with a left knee injury...was reinstated May 5 and assigned to Winston-Salem where he went 4-0 with a 1.60 ERA in 10 starts...struck out a season-high 11 in 8.0 innings for the win on May 22 at Salem...tossed a seven-inning complete game seven-hitter in a 6-2 win at Frederick on June 26 (3 bb, 5 so)...was placed on the disabled list a second time on June 29 to repair a medial meniscus tear in his right knee...made four starts with the AZL White Sox on a rehab assignment from Aug. 8 to 29 and was 1-0 with a 1.29 ERA...was reinstated from the DL Aug. 30 and transferred to Birmingham where he made one start that day against Pensacola, a no decision (5.0 ip, 1 h, 1 r, 1 bb, 1 so)...went 1-0 with a 3.52 ERA over six starts with Glendale in the Arizona Fall League...selected to the league's Rising Stars Game.

2013—Went a combined 5-11 with a 5.43 ERA and 127 strikeouts over 24 appearances (23 starts) between Single-A Greenville in the Boston organization and Single-A Kannapolis (White Sox)...averaged 10.3 strikeouts per 9.0 innings...allowed a .263 batting average, including .255 against right-handed pitchers compared to .274 against left-handers...was traded to the Chicago White Sox organization as part of a three-team trade that also involved Detroit on July 30...won three straight starts with Kannapolis from Aug. 14 to 24 (2.81 ERA)...made two relief appearances with Escogido in the Dominican Winter League following the season and did not allow a run in 0.2 innings (1 bb).

2012—Combined to go 1-5 with a 3.65 ERA and 45 strikeouts over 13 appearances (10 starts) between the Gulf Coast League Red Sox and Single-A Lowell in his first season in the United States...earned his first professional win in relief on July 31 against the Orioles (4.0 ip, 1 r, 1 er, 1 bb, 3 so)...was promoted to Lowell on Aug. 30.

2011—Made just five starts with the Dominican Summer League Red Sox and was 0-1 with a 4.26 ERA...held opponents to a .159 batting average, including .154 against left-handed hitters...had 12 walks and 12 strikeouts in 12.2 innings.

2010—Made his professional debut with the Red Sox affiliate in the Dominican Summer League and was 0-3 with a 9.55 ERA and .322 opponents batting average in 12 games (four starts)...struck out 18 and walked 18 in 21.2 innings.

PERSONAL/MISCELLANEOUS

Francielis Montas...attended Colegio Creciendo in San Cristobal, Dominican Republic.

LIFETIME PITCHING RECORD

Year	Club	W	L	ERA	G	GS	CG	SHO	SV	IP	H	R	ER	HR	HB	BB	IBB	SO	WP	BK
2010	DSL Red Sox	0	3	9.55	12	4	0	0	0	21.2	28	30	23	2	8	18	0	18	4	0
2011	DSL Red Sox	0	1	4.26	5	5	0	0	0	12.2	7	7	6	0	1	12	0	12	2	0
2012	GCL Red Sox	1	5	3.98	12	9	0	0	0	40.2	34	22	18	0	3	12	0	41	4	0
	Lowell	0	0	0.00	1	1	0	0	0	3.2	5	1	0	0	0	1	0	4	0	0
2013	Greenville	2	9	5.70	19	18	1	0	0	85.1	94	62	54	10	3	32	0	96	9	1
	Kannapolis	3	2	4.56	5	5	0	0	0	25.2	20	13	13	1	0	18	0	31	8	0
2014	Winston-Salem	4	0	1.60	10	10	1	0	0	62.0	45	16	11	2	2	14	0	56	3	2
	AZL White Sox	1	0	1.29	4	4	0	0	0	14.0	6	3	2	1	0	7	0	23	0	0
	Birmingham	0	0	0.00	1	1	0	0	0	5.0	1	1	0	0	0	1	0	1	0	0
2015	Birmingham	5	5	2.97	23	23	1	1	0	112.0	89	49	37	3	1	48	0	108	4	1
	CHICAGO (AL)	0	2	4.80	7	2	0	0	0	15.0	14	8	8	1	0	9	1	20	0	0
2016	Tulsa	0	0	1.93	3	1	0	0	0	4.2	2	1	1	1	0	1	0	7	0	0
	Oklahoma City	0	0	2.38	4	3	0	0	0	11.1	12	3	3	0	0	2	0	15	0	0
2017	OAKLAND	1	1	7.03	23	0	0	0	0	32.0	39	25	25	10	3	20	0	36	1	0
	Nashville	0	2	5.22	9	8	0	0	0	29.1	25	17	17	4	0	7	0	37	1	0
ML Totals		1	3	6.32	30	2	0	0	0	47.0	53	33	33	11	3	29	1	56	1	0

CAREER TRANSACTIONS

2009 — Signed by the Boston Red Sox as a non-drafted international free agent, December 14. **2013** — Traded to the Chicago White Sox as part of a three-team deal in which Chicago acquired outfielder Avisail Garcia from Detroit and pitcher Jeffrey Wendelken and infielder Cleuluis Rondon from Boston; Boston acquired pitcher Jake Peavy from Chicago and Brayan Villarreal from Detroit and Detroit acquired infielder Jose Iglesias from Boston, July 30. **2015** — Traded to the Los Angeles Dodgers with infielder Micah Johnson and outfielder Trayce Thompson in a three-team trade in which the Dodgers sent infielders Brandon Dixon and Jose Peraza at outfielder Scot Schebler to Cincinnati and the Reds sent infielder Todd Frazier to Chicago, December 6. **2016** — On the disabled list, February 20 to June 11; included rehabilitation assignment to Tulsa, May 22 to 29, and Oklahoma City, May 30 to June 11. Traded to the Oakland Athletics with minor league pitchers Jharel Cotton and Grant Holmes for pitcher Rich Hill and outfielder Josh Reddick, August 1.

MONTAS' CAREER BESTS

Low Hit Complete Game: None
Innings Pitched: 4.0, October 4, 2015 vs. Detroit. As reliever: 3.0 (twice), last: May 20, 2017 vs. Boston
Strikeouts: 7, October 4, 2015 vs. Detroit. As reliever: 5 (twice), last: May 20, 2017 vs. Boston
Pitches: 77, October 4, 2015 vs. Detroit
Longest Winning Streak: 1, May 6, 2017
Longest Losing Streak: 2, September 23, 2015 to October 4, 2015
Longest Scoreless Streak: 10.2, May 6 to 30, 2017

MOST HOME RUNS, OAKLAND ROOKIE TRIO

- 69 McGwire (49), Steinbach (16) and Polonia (4), 1987
- 56 Gross (22), Page (21) and Armas (13), 1977
- 53 Olson (24), Pinder (15), Chapman (14), 2017**
- 49 Gross (22), Page (21), Tabb (6), 1977
- 48 Céspedes (23), Carter (16), Donaldson (9), 2012

**DESIGNATED HITTER****Height/Weight:** 6-1 / 210**Bats/Throws:** Left / Right**Birthdate:** September 16, 1983**Opening Day Age:** 34**Birthplace/Resides:** Monroe, Georgia / Buckhead, Georgia**Major League Service:** 7 years, 160 days**Obtained:** Acquired from the Kansas City Royals with Ryan Buchter and cash for Jesse Hahn and Heath Filmyer, January 29, 2018**Contract Status:** Second year of a two-year contract through 2018 with a mutual option for 2019.**CAREER HIGHLIGHTS**

Has played 11 seasons in the majors with seven different teams including Boston (2007-08), Pittsburgh (2008-10), Philadelphia (2011), Oakland (2012-14), Cleveland (2015), St. Louis (2015-16) and Kansas City (2017)...is a .237 career hitter with 160 home runs and 473 RBI in 1016 games...had a .236 average, 15 home runs and 78 RBI in 249 games over his first five seasons before signing a minor league deal with the A's prior to the 2012 season...hit .254 with 76 home runs and 220 RBI in 376 games in his three seasons with Oakland and has a .220 (274-for-1244) average with 69 home runs and 175 RBI in 391 games in three seasons since then...played in four straight postseasons from 2012-15...was named to the American League All-Star team in 2014.

2017 HIGHLIGHTS

Spent the entire season with Kansas City and hit .207 with 22 home runs and 50 RBI in 118 games...the batting average was his lowest in a full season as was his .279 on-base percentage...made 92 of his 98 starts in games started by a right-handed pitcher...batted .271 (19-for-70) against left-handed pitchers compared to .192 (56-for-292) against right-handers...hit 19 of his 22 home runs off righties...had a .259 batting average with 15 of his 22 home runs and 32 of his 50 RBI in 59 games at home...batted .150 on the road...is a .272 (70-for-257) career hitter at Kauffman Stadium with 18 home runs and 45 RBI in 76 regular season games...hit .195 with runners in scoring position, including .179 with RISP and two outs...is a .195 (78-for-399) career hitter with RISP and two outs...went 2-for-7 (.286) with a grand slam and six RBI with the bases loaded...batted .432 with five home runs when putting the first pitch in play...had a .137 batting average with two strikes...hit all of his home runs as the designated hitter, which was the fifth best total by a DH in the American League...tied for seventh in extra base hits (33) and tied for eighth in RBI (47)...started 89 games at designated hitter, five at first base, three in left field and one in right field...also went 1-for-11 (.091) with a walk, two RBI and five strikeouts as a pinch hitter...started games at every spot in the order from fourth through eighth and saw his most action with 43 starts hitting seventh.

KANSAS CITY: Was the Royals Opening Day starter at designated hitter and was 0-for-3 with a strikeout April 3 at Minnesota...went 1-for-23 with 12 strikeouts over his first seven games...the one hit was a home run April 9 at Houston...finished April with a .167 batting average in 17 games...went 0-for-4 with a career-high tying four strikeouts May 10 at Tampa Bay...then went 10-for-31 (.323) with five home runs and seven RBI over his next eight games through May 26...had his first two-homer game of the season May 21 at Minnesota and hit six of his 22 home runs against the Twins...had three hits in that game, his first of three three-hit games (July 1 against Minnesota and July 19 against Detroit)...hit .175 with just one home run and two RBI over a 29-game stretch from May 27 to July 17...then batted .300 (15-for-50) with four home runs and 13 RBI over his next 14 games through Aug. 4...drove in a season-high four runs July 20 against Detroit...had a walk-off double July 23 against Chicago (AL), his ninth career game-ending RBI...had his best month in July when he hit .284 with three home runs and 10 RBI in 20 games...connected for his second two-homer game of the season and the 11th of his career Aug. 3 against Seattle...now has 16 career home runs against the Mariners, which are his most against any team...went 9-for-64 (.141) over a 25-game stretch from Aug. 6 to Sept. 9...then hit safely in a season-high six consecutive games from Sept. 10-15...went 9-for-21 (.429) with four home runs and 10 RBI during the streak...that included a pair of four-RBI games on Sept. 10 against Minnesota and Sept.

12 against Chicago (AL)...hit his fourth career grand slam in the latter contest against the White Sox, accounting for all of the Royals runs in a 4-3 victory...it was his third consecutive game with a home run, which marks the third time in his career he homered in at least three straight games.

CAREER

2016—Spent the entire season with St. Louis, batting .225 with 28 homers and 67 RBI in 128 games...started 40 games at first base, 42 in left field and 19 in right field...his 28 home runs were 14th among left-handed hitters and marked his highest total since hitting 30 with Oakland in 2013...averaged a home run once every 14.75 at bats (28 in 413 ab), ranking him third in the National League among players with at least 400 at bats...had two multi-homer games, June 8 at Cincinnati and June 25 against New York (NL), the eighth and ninth of his career...tied for fifth in the NL with three pinch-hit homers...went 6-for-21 (.286) with three homers and seven RBI as a pinch-hitter...smacked seven homers over the course of 12 games (Aug. 11-25), ranking second in the Majors during that span, behind only Yankees' rookie Gary Sanchez (8)...hit the longest home run in Busch Stadium III history with a 477-foot blast off current teammate Chris Young (June 30)...49 of his 93 hits (53 percent) went for extra-bases...his .484 slugging percentage ranked 17th in the NL (minimum 400 at bats)...was paced on the 15-day disabled list (sprained left ankle), July 5...reinstated Aug. 2.

2015—Was acquired by St. Louis from Cleveland on July 30 in exchange for minor league left-handed pitcher Rob Kaminsky...played in 145 games over the course of the season with 94 in Cleveland and 51 in St. Louis...batted a combined .226 with 19 home runs and 58 RBI...of his 19 home runs, 15 were hit on the road...had three game-winning RBI with the Cardinals including a walk-off single against Colorado Aug. 2, his first home run with the Cardinals at Arizona Aug. 27 and a walk-off three-run home run against Washington Sept. 1, his fifth career game-ending home run...hit the longest home run by a left-handed batter in Busch Stadium III history when he belted a 454 foot shot off Max Scherzer against Washington Sept. 2 over the right-field bullpen, a day after hitting his walk-off home run...hit four home runs in each of his first three months while with Cleveland, and had a season-high 14 RBI in both April and May...posted seven multi-hit games with St. Louis including four straight from Aug. 31 to Sept. 4...rapped out two doubles at Chicago (NL) on Sept. 18, his first game with two doubles since May 18, 2014 at Cleveland...reached base four times at Atlanta on Oct. 2 with a double, single and two walks...that matched his season high from May 31 at Seattle...at time of his trade, led the Indians with 15 home runs and was second with 50 RBI...hit two home runs and had a career-best seven RBI at Detroit on April 24...hit his 100th career home run June 2 at Kansas City off Jeremy Guthrie...appeared in three postseason games for the Cardinals during the 2015 National League Division Series...started Game 2 in St. Louis on Oct. 10 at first base and was 0-for-2...was hit by pitch in a pinch-hit role in Game 3 at Chicago on Oct. 12...came in to pinch-hit in Game 4 at Chicago on Oct. 13 and hit an RBI single off Trevor Cahill to tie the game 3-3 in the sixth inning.

2014—Was named to his first American League All-Star team and batted .234 with 25 home runs and 81 RBI in 147 games in his third season with Oakland...had career highs in hits (117), walks (67), hit by pitches (10), games (147), at bats (500) and strikeouts (153)...ranked seventh in the American League in strikeouts and tied for seventh in the AL in hit by pitches...was batting .268 with 21 home runs and 66 RBI in 89 games at the All-Star Break...was tied for fifth in the AL in home runs and ranked sixth in RBI at the break...then hit .173 with four home runs and 15 RBI in 58 games after the break...slugged .530 before the break, .274 after the break...made 111 of his 132 starts against right-handed pitching, but hit .264 against left-handers compared to .228 against right-handers...hit 21 home runs off righties, which tied for ninth in the AL...made 19 starts against left-handed pitching through July 30 but just two after that...hit three grand slams, which tied the Reds' Devin Mesoraco for the Major League lead...it marked the sixth time in Oakland history and 10th time in Athletics history a player hit three or more grand slams in a season...had no grand slams in 478 career games entering the season...13 of his 25 home runs came with runners on base (three grand slams, three three-run, seven two-run), which tied for 10th in the AL...started games at four different positions, including a team-leading 54 at first base...was second on the club with 42 starts in left field and 27 in right field...also made nine starts at designated hitter...hit .197 in Oakland compared to .265 on the road...his home batting average was the lowest in the AL, third lowest in the majors and third lowest in Oakland history

(McGwire, .185 in 1991; Ellis, .189 in 2008)...committed five errors in 67 games at first base for a .990 fielding percentage...had six assists in just 84 games in the outfield...started games at every spot in the order except first and ninth...made a team-leading 91 starts batting clean-up...averaged a career-high 4.06 pitches per plate appearance...had the fourth lowest percentage of swings in play in the AL (31.7%), the sixth highest percentage of swings that miss (28.5%) and the sixth lowest percentage of pitches put in play (14.8%)...was hit by a pitch four times in the four-game series against Houston April 24-27, which is the most by an Athletic in a series of any length since at least 1914...tied a Major League record when he was hit by a pitch twice in the same inning April 25 at Houston (ninth inning)...it marked the eighth time a batter has been hit by a pitch twice in an inning, the first time by an Athletic...it came in the 500th game of his career...went 3-for-5 with a double, two home runs and five RBI May 13 against Chicago (AL)...became the first player in Oakland history to hit a home run as both a first baseman and left fielder in one game...it was his fifth career two-homer game and his fourth game of five or more RBI...had a streak from May 13 to 23 where each of his 12 hits were for extra bases (six doubles, one triple, five home runs)...that is the longest such single season streak in Oakland history, breaking the mark of 11 that he set to conclude the 2013 season...matched his career highs with four runs scored, two doubles and three extra base hits May 18 at Cleveland...was named AL Player of the Week for the week of May 12 to 18 after going 10-for-22 (455) with eight runs, five doubles, one triple, three home runs, 11 RBI and five walks in six games...had a .556 on-base percentage and 1.182 slugging percentage...it was his third career weekly honor...was batting .301 with 10 home runs and 40 RBI over his first 45 games through May 21...that would be his last day over .300 as he hit .205 with 15 home runs and 41 RBI over his final 102 games...hit his first career grand slam May 30 against Los Angeles (AL)...become the fourth cleanup hitter in Oakland history with a grand slam in the first inning...his second grand slam came nine days later on June 8 at Baltimore and he clubbed a third July 24 against Houston...had no grand slams over the first 531 games of his career...had 19 extra base hits in May to set an Oakland record for extra base hits in the month of May...had nine home runs and 25 RBI in May, which were his most ever in a month...had his second two-homer game of the season and the sixth of his career June 3 at New York (AL)...equaled his career high with four hits July 2 at Detroit...had a career-high 10-game hitting streak from July 12 to 26 (10-for-41, .244) with four home runs and eight RBI during the streak...was named to his first AL All-Star team as a manager's choice...struck out in his only at bat and played right field in the game on July 15 at Minnesota...had his second four-hit game of the season and the fourth of his career Aug. 12 at Kansas City...had a pinch hit RBI double in the ninth inning Sept. 2 against Seattle, which was the 100th double of his career...homed Sept. 16 to become the 14th player in Oakland history (20th time) to homer on his birthday...went 2-for-5 with two home runs and five RBI in the A's 9-8, 12-inning loss at Kansas City in the Wild Card game...the five RBI set an all-time Athletics postseason record...became the ninth player in A's postseason history with a two-homer game, the first since Milton Bradley in Game 2 of the 2006 ALCS...started all 11 of the A's postseason games from 2012-14 (nine at first base, two at designated hitter).

2013—Led the A's with 30 home runs and finished second with 87 RBI despite spending most of the season in a platoon...made 106 of his 115 starts against right-handed pitching and started just three games against a left-handed pitcher after May 12...had 505 plate appearances and in Oakland history only Mark McGwire (39 HR in 1995, 34 in 1997) hit as many home runs with as few plate appearances...ranked sixth in the American League in slugging percentage (.522) and tied for eighth in home runs...also ranked fourth in the AL in fewest at bats per home run (14.9) and fifth in fewest at bats per RBI (5.1)...hit .256 in 145 games...had a career highs in runs (73), home runs, RBI, stolen bases (4) and extra base hits (56)...batted .268 with 26 of his 30 home runs against right-handed pitching, compared to .200 against left-handers...was batting .228 with 16 home runs, 44 RBI and 93 strikeouts in 87 games at the All-Star Break...then hit .296 with 14 home runs, 43 RBI and 47 strikeouts in 58 games after the break...grounded into just four double plays and his average of 111.5 at bats per grounded into double play was fifth best in the AL...started 88 games at first base, 20 in right field, five in left field and two at designated hitter...also made the first two appearances of his career in center field and at third base...matched what was then a career high with five RBI April 10 at Los Angeles (AL) after driving in four runs against the Angels the night before...was on the paternity list from April 16 to 18 for the birth of his second son, Brody (April 16)...connected for the game-ending home run in the bottom of the

19th inning April 29 against Los Angeles (AL), his third career walk-off home run...also homered in the sixth inning for his second career multi-homer game...had 12 innings between home runs to become the 17th player in Major League history to go at least 12 innings between home runs in one game...had four strikeouts to become the second Major Leaguer since 1916 to have at least two home runs and four strikeouts in one game (Evan Longoria, Aug. 4, 2009 for Tampa Bay against Boston)...made his first career appearance in center field May 9 at Cleveland (also May 13 vs. Texas)...hit the 7000th home run in Oakland history May 13 against Texas off Justin Grimm in the third inning...also connected for the 12,000th home run in Athletics franchise history June 5 at Milwaukee, a three-run homer off Michael Gonzalez in the seventh inning...played third base for the second time as a professional May 24 at Houston in the ninth inning...the other time was in 2002 with the Red Sox affiliate in the Gulf Coast League...had his second two homer game of the season June 12 against New York (AL)...had a season-ending stretch beginning Aug. 19 where he batted .314 with 12 home runs and 33 RBI in 34 games...tied for the Major League lead in home runs over that span and tied for second in RBI...hit his second walk-off home run of the season Aug. 19 against Seattle...was named American League Player of the Week for the week of Aug. 26-Sept. 1 after going 8-for-22 (.364) with one double, four home runs, 11 RBI and eight runs scored in seven games...it was the second time he won the award (June 11-17, 2012)...went 4-for-5 with two home runs and six RBI at Detroit Aug. 28...doubled in his final at bat of the game Sept. 11 at Minnesota to begin a season-ending streak where each of his final 11 hits were for extra bases (seven doubles, four home runs)...that was the longest single season streak in Oakland history...started all five games of the ALDS against Detroit (four at first base, one at designated hitter) and went 2-for-18 (.111) with 13 strikeouts...set a Division Series record for most strikeouts in a series, a mark he shares with Detroit's Austin Jackson, who also fanned 13 times in the same series.

2012—The non-roster invitee joined the A's in June and went on to bat .291 with 21 home runs and 52 RBI in just 84 games...added 18 doubles as more than half of his hits were for extra bases (39 of 77, 50.6%)...slugged a career-high .596 and also had a career-best .358 on-base percentage...batted .290 with 19 of his 21 home runs against right-handed pitchers compared to .293 against left-handers...made just 11 of his 68 starts against left-handers...was 5-for-10 (.500) with a home run, four RBI and four walks as a pinch hitter...tied for third among AL pinch hitters in hits and walks...hit an AL leading .545 when putting the first pitch in play...hit six home runs in interleague play to match the Oakland interleague record...started 51 games at first base, 10 in right field, five in left field and two at designated hitter...was selected from Sacramento June 6 and started at first base that day against Texas...it was his first start at first base since June 24, 2008...had just two career appearances at first entering the season...had his first career two-homer game June 12 at Colorado...homered in all three games of the Colorado series June 12-14 and also homered June 15 against San Diego, giving him a home run in four consecutive games...was named American League Player of the Week for the week of June 11-17...batted .348 with three doubles, five home runs, 10 RBI and seven runs scored in six games...it was his first Player of the Week award...committed three errors in the sixth inning June 23 against San Francisco, tying the Major League record for most errors by a first baseman in an inning...it was the seventh time, the first since Jack Clark did it for St. Louis May 25, 1987...had the game-ending single in the bottom of the ninth inning July 20 against New York...hit his second career pinch-hit home run Sept. 21 at New York, a game-tying shot in the ninth inning of the A's 2-1, 10-inning loss...drove in five runs Sept. 29 against Seattle, including his second career game-ending home run in the bottom of the 10th inning...started all five games of the ALDS against Detroit at first base and went 2-for-15 (.133)...batted .286 with 15 home runs and 33 RBI in 51 games with Sacramento...batted .311 with 12 of his 15 home runs against right-handed pitching compared to .247 against left-handers...appeared in 14 games in left field, 13 at first base and 10 in right field.

2011—Spent the entire season at Triple-A Lehigh Valley, batting .275 with 23 home runs and 80 RBI in 124 games...ranked fourth in the International League in extra base hits (55), fifth in home runs, sixth in RBI and seventh in walks (62)...was selected by Philadelphia Sept. 17 and went 0-for-6 with two strikeouts in five games...was 0-for-4 as a pinch hitter...with Lehigh Valley, hit .278 with 19 of his 23 home runs against right-handed pitching...had a .326 batting average at home, compared to .222 on the road...appeared in 71 games in left field, two in center field and 43 in right field...ranked third among IL outfielders in assists (15)...set a Lehigh Valley record with

seven RBI May 5 at Columbus...had a grand slam in the fifth inning and a three-run home run in the ninth inning for his first of two two-homer games...had his second two-homer game July 15 against Syracuse...hit .385 (10-for-26) with four home runs and eight RBI in seven postseason games...had the game-winning RBI in two of the IronPigs' four wins.

2010—Spent the season with Triple-A Indianapolis before he was promoted to Pittsburgh in September...led the International League in RBI (96), the first Indianapolis player to do so since 1978 (Champ Summers), when the Indians played in the American Association...also tied for third in total bases (235), ranked fifth in at bats (500), tied for fifth in home runs (22), tied for sixth in doubles (32), tied for seventh in runs (73) and tied for 10th in hits (133)...made 77 appearances in right field, 17 in left field and 11 in center field...had two home runs and six RBI, July 23 against Charlotte...collected 31 RBI in 28 games in July...had his contract selected by the Pirates Sept. 7 and made three starts, all in right field...hit .154 in 17 games overall with the Pirates.

2009—Spent his first full season in the majors...was Pittsburgh's Opening Day right fielder...made 79 appearances (76 starts) in right field and 21 appearances (19 starts) in left field...had nine outfield assists...went 9-for-34 (.265) with a home run and five RBI as a pinch hitter...hit his first career pinch home run Aug. 26 against Philadelphia (Ryan Madson)...matched his career-high with two outfield assists, May 3 against Cincinnati...posted five consecutive multi-hit games from May 12 to 17 (11-for-19, .579)...belted his first career walk-off home run off Mitch Stetter, July 22 against Milwaukee...it was his only home run off a left-handed pitcher all year.

2008—Combined to hit .246 with eight home runs and 34 RBI in 79 games between Boston and Pittsburgh...slugged his first Major League home run, a game-tying, solo shot in the ninth inning off Huston Street on Opening Day, March 25 against Oakland in Tokyo, Japan...was on the 15-day disabled list from May 3 to 22 following an appendectomy...belted three home runs for Pawtucket on May 31 at Durham...was named International League Player of the Week, May 26-June 2...acquired by Pittsburgh as part of a three-team trade July 31...missed the final six games of the season due to cartilage being separated from the bones in his left knee...had a diagnostic arthroscopy performed on the knee Oct. 3 in Vail, Colorado (Dr. Steadman).

2007—Played for Pawtucket where he was named team MVP and an International League Mid-season All-Star...led the IL in doubles (41) and extra-base hits (59)...led Pawtucket in home runs (16) and RBI (78)...tied a Pawtucket club record with 41 doubles, which was also accomplished by Wade Boggs in 1981...made 122 appearances in the outfield and five at first base...batted .300 with runners in scoring position...was recalled by Boston Aug. 6 and made his Major League debut that night at Los Angeles (AL) in left field as a defensive replacement...singled for his first ML hit, Aug. 8 at Los Angeles (AL) off Scot Shields...was optioned back to Pawtucket Aug. 8 and recalled a second time Sept. 1...collected his first career RBI, Sept. 26 against Oakland.

2006—Spent the entire season with Double-A Portland and led the Eastern League in doubles (36)...also ranked second in RBI (83), tied for fifth in runs (76) and 10th in batting (.285)...named Boston's Minor League Offensive Player of the Month for June after batting .352 with five home runs and 22 RBI...won EL Player of the Week honors, June 19-25 after hitting .478 with four doubles and a triple...named MVP of the EL playoffs...hit .361 with five home runs and 10 RBI...played for the Aguilas Cibaenas of the Dominican Winter League, batting .327 with three home runs and 10 RBI in 14 games.

2005—Was named to the Eastern League Midseason All-Star team in his first season with Portland...finished second in the league in runs (87)...earned Boston's Quality Plate Appearances Award and Defensive Player of the Month Award for May...batted .286 (10-for-35) with three doubles, two home runs and three RBI in nine postseason games...played for the Peoria Saguaros of the Arizona Fall League following the season, hitting .236 with two home runs and five RBI in 22 games.

2004—Named Boston' Minor League Player of the Year after batting a combined .353 with 15 home runs, 111 RBI and 21 stolen bases in 132 games between Single-A Augusta and Single-A Sarasota...won South Atlantic League MVP honors while playing for Augusta after leading the

league in average (.339) and tying for fourth in RBI (101)...selected to both the SAL Midseason and Postseason All-Star teams while being named the MVP of the Midseason game...selected as Boston's Minor League Player of the Month for both May (.363, 26 RBI) and July (.344, 27 RBI)... also earned the SAL Topps Player of the Month Award for July.

2003—Spent his first full season as an outfielder with Single-A Lowell...homered four times in a five-game span, July 2-6.

2002—Began his pro career with Red Sox affiliate in the Gulf Coast Rookie League...made 31 appearances at second base and one at third base.

PERSONAL/MISCELLANEOUS

Brandon Douglas Moss was originally signed by Boston scout Rob English...married, wife's name is Allison...has two sons, Jayden (10/28/09) and Brody (4/16/13)...is a 2002 graduate of Loganville (GA) High School where he played baseball and football...was a teammate of Jeff Francoeur, Brian McCann and Matt Capps while playing for Team Georgia in the 2001 Sun Belt Classic in Oklahoma.

LIFETIME PLAYING RECORD

Year	Club	AVG	G	AB	R	H	2B	3B	HR	RBI	SH	SF	HP	BB	SO	SB	CS	SLG	OBP	E
2002	GCL Red Sox	.204	42	113	10	23	6	2	0	6	1	2	13	40	1	2	.292	.295	2	
2003	Lowell	.237	65	228	29	54	15	4	7	34	0	5	4	15	53	7	5	.430	.290	3
2004	Augusta	.339	109	433	66	147	25	6	13	101	0	7	4	46	75	19	8	.515	.402	8
	Sarasota	.422	23	83	16	35	2	1	2	10	0	1	0	7	15	2	0	.542	.462	0
2005	Portland	.268	135	503	87	135	31	4	16	61	1	8	3	53	129	6	3	.441	.337	8
2006	Portland	.285	133	508	76	145	36	3	12	83	2	4	3	56	108	8	5	.439	.357	4
2007	Pawtucket	.282	133	493	66	139	41	2	16	78	0	2	3	61	148	3	5	.471	.363	2
	BOSTON	.280	15	25	6	7	2	1	0	1	0	0	4	6	0	0	.440	.379	0	
2008	BOSTON	.295	34	78	7	23	5	1	2	11	0	2	0	6	25	1	1	.462	.337	0
	Pawtucket	.282	43	163	29	46	8	4	8	30	0	2	1	16	47	2	0	.528	.346	3
	PITTSBURGH	.222	45	158	12	35	10	2	6	23	0	3	1	15	45	0	1	.424	.288	1
2009	PITTSBURGH	.236	133	385	47	91	20	4	7	41	0	1	4	34	84	1	5	.364	.304	2
2010	Indianapolis	.266	136	500	73	133	32	2	22	96	4	3	7	42	118	12	7	.470	.330	2
	PITTSBURGH	.154	17	26	2	4	1	0	0	2	0	0	0	1	6	0	0	.192	.185	0
2011	Lehigh Valley	.275	124	436	66	120	31	1	23	80	0	4	4	62	127	4	6	.509	.368	5
	PHILADELPHIA	.000	5	6	0	0	0	0	0	0	0	0	0	2	0	0	0	.000	.000	0
2012	Sacramento	.286	51	196	32	56	11	1	15	33	0	1	5	22	40	4	0	.582	.371	3
	OAKLAND	.291	84	265	48	77	18	0	21	52	0	2	3	26	90	1	1	.596	.358	9
2013	OAKLAND	.256	145	446	73	114	23	3	30	87	0	3	6	50	140	4	2	.522	.337	8
2014	OAKLAND	.234	147	500	70	117	23	2	25	81	0	3	10	67	153	1	0	.438	.334	7
2015	CLEVELAND	.217	94	337	36	73	17	1	15	50	0	3	3	32	106	0	0	.407	.288	4
	ST. LOUIS	.250	51	132	11	33	7	1	4	8	0	0	2	17	42	0	1	.409	.344	0
2016	ST. LOUIS	.225	128	413	66	93	19	2	28	67	0	5	7	39	141	1	0	.484	.300	4
	Springfield	.000	3	8	0	0	0	0	0	1	0	1	0	1	1	0	0	.000	.100	0
2017	KANSAS CITY	.207	118	362	41	75	14	0	22	50	0	2	0	37	128	2	0	.428	.279	0
AL Totals		.241	637	2013	281	486	102	8	115	332	0	15	22	222	648	9	4	.471	.321	28
NL Totals		.229	379	1120	138	256	57	9	45	141	0	9	14	106	320	2	7	.416	.301	7
ML Totals		.237	1016	3133	419	742	159	17	160	473	0	24	36	328	968	11	11	.452	.314	35

CAREER TRANSACTIONS

2002 — Selected by the Boston Red Sox organization in the eighth round of the First-Year Player Draft. **2008** — On disabled list, May 3 to 22; included rehabilitation assignment to Pawtucket, May 22. Traded to the Pittsburgh Pirates with pitcher Craig Hansen for outfielder Jason Bay as part of a three-team trade in which Boston sent Manny Ramirez to the Los Angeles Dodgers and the Pirates acquired pitcher Bryan Morris and infielder Andy LaRoche from the Dodgers, July 31. **2010** — Elected free agency, November 5; signed by the Philadelphia Phillies to a minor league contract, November 22. **2011** — Elected free agency, October 18; signed by the Oakland Athletics to a minor league contract, November 19. **2013** — On paternity list, April 16. **2014** — Traded to the Cleveland Indians for minor league infielder Joey Wendle, December 8. **2015** — Traded to the St. Louis Cardinals for minor league infielder Rob Kaminsky, July 30. **2016** — On the disabled list, July 5 to Aug. 1; included rehabilitation assignment to Springfield, July 28 to Aug. 1. Elected free agency, November 3. **2017** — Signed by the Kansas City Royals, February 1. **2018** — Traded to the Oakland Athletics with pitcher Ryan Buchter and cash for pitchers Jesse Hahn and Heath Fillmyer, January 29.

WILD CARD RECORD

Year	Club/Opp	AVG.	G	AB	R	H	2B	3B	HR	RBI	SH	SF	HP	BB	SO	SB	CS	SLG	OBP	E
2014	OAK vs. KC	.400	1	5	2	2	0	0	2	5	0	0	0	1	2	0	0	1.600	.500	0

DIVISION SERIES RECORD

Year	Club/Opp	AVG.	G	AB	R	H	2B	3B	HR	RBI	SH	SF	HP	BB	SO	SB	CS	SLG	OBP	E
2012	OAK vs. DET	.133	5	15	0	2	0	0	0	0	0	0	1	2	7	0	0	.133	.278	0
2013	OAK vs. DET	.111	5	18	2	2	0	0	1	1	0	0	0	3	13	0	0	.278	.238	0
2015	STL vs. CHI	.333	3	3	0	1	0	0	0	1	0	0	1	0	2	0	0	.333	.500	0
Totals		.139	13	36	2	5	0	0	1	2	0	0	2	5	22	0	0	.222	.279	0

ALL-STAR GAME RECORD

Year	Club/Site	AVG.	G	AB	R	H	2B	3B	HR	RBI	SH	SF	HP	BB	SO	SB	CS	SLG	OBP	E
2014	AL/Min.	.000	1	1	0	0	0	0	0	0	0	0	0	0	1	0	0	.000	.000	0

MOSS' CAREER BESTS

Hits: 4 (six times), last: April 26, 2016 at Arizona

Home Runs: 2 (11 times), August 3, 2017 vs. Seattle; May 21, 2017 at Minnesota; August 25, 2016 vs. New York (NL); June 8, 2016 at Cincinnati; April 24, 2015 at Detroit; June 3, 2014 at New York (AL); May 13, 2014 vs. Chicago (AL); August 28, 2013 at Detroit; June 12, 2013 vs. New York (AL); April 29, 2013 vs. Los Angeles (AL); June 12, 2012 at Colorado

Runs Batted In: 7, April 24, 2015 at Detroit; 6, August 28, 2013 at Detroit; 5 (four times), last: July 1, 2015 at Tampa Bay

Stolen Bases: 1 (11 times), last: July 22, 2017 vs. Chicago (AL)

Hitting Streak: 10, July 12 to 26, 2014

Hitless Streak (At Bats): 29, August 29 to September 8, 2016

Game Ending RBI: 9, July 23, 2017 vs. Chicago-AL (double); September 1, 2015 vs. Washington (home run); August 2, 2015 vs. Colorado (single); August 19, 2013 vs. Seattle (home run); April 29, 2013 vs. Los Angeles (home run); September 29, 2012 vs. Seattle (home run); July 20, 2012 vs. New York-AL (single); July 22, 2009 vs. Milwaukee (home run); September 13, 2008 vs. St. Louis (double).

Grand Slams: 4, September 12, 2017 vs. Chicago-AL (Dylan Covey); July 24, 2014 vs. Houston (Anthony Bass); June 8, 2014 at Baltimore (Ubaldo Jimenez); May 30, 2014 vs. Los Angeles-AL (Garrett Richards).

Pinch-Hit Home Runs: 5, June 1, 2016 at Milwaukee (Jeremy Jeffress); April 15, 2016 vs. Cincinnati (Alfredo Simon); April 13, 2016 vs. Milwaukee (Michael Blazek); September 21, 2012 at New York (Rafael Soriano); August 26, 2009 vs. Philadelphia (Ryan Madson).

Inside-The-Park Home Runs: None.

Lead Off Home Runs: None.

OAKLAND A'S PLAYERS WHO HAVE PITCHED

PLAYER	DATE	OPPONENT	SCORE	DEC	IP	H	R	ER	BB	SO
Tyler Ladendorf	June 3, 2016	at Houston	2-12	-	1.0	1	0	0	1	0
Josh Phegley	May 8, 2016	at Baltimore	3-11	-	0.2	0	0	0	0	1
Ike Davis	August 16, 2015	at Baltimore	2-18	-	1.0	1	0	0	1	1
Ike Davis	April 21, 2015	at Los Angeles (AL)	1-14	-	1.0	0	0	0	0	0
Frank Menechino	July 18, 2000	at Colorado	3-18	-	1.0	6	4	4	0	0
Kevin Seitzer	May 2, 1993	at Cleveland	2-10	-	0.1	0	0	0	0	1
Vance Law	October 2, 1991	at Kansas City	5-16	-	0.2	1	0	0	1	0
Mark Wagner	August 20, 1984	at Detroit	1-14	-	1.2	2	0	0	1	1
Garry Hancock	June 25, 1984	at Kansas City	0-16	-	1.1	0	0	0	0	0
Wayne Gross	May 18, 1983	at Minnesota	5-16	-	2.1	2	0	0	1	0
Jeff Newman	September 14, 1977	at Kansas City #2	0-6	-	1.0	1	0	0	0	0

**CATCHER****Height/Weight:** 6-3 / 220**Bats/Throws:** Right / Right**Birthdate:** October 4, 1994**Opening Day Age:** 23**Birthplace/Resides:** Peekskill, New York / Dayton, Ohio**Major League Service:** None**Obtained:** Selected in the 3rd round of the 2016 First-Year Player Draft**Contract Status:** First year of a one-year contract through 2018**NON-ROSTER INVITEE****CAREER HIGHLIGHTS**

Was selected by the A's in the third round of the 2016 draft and has a .246 average with 15 home runs and 55 RBI in 121 games in two seasons as a professional...has appeared exclusively at catcher on defense and has tossed out 26-of-71 (36.6%) attempted base stealers...was named to the California League Midseason All-Star team in 2017...played for Mesa in the Arizona Fall League in 2017...was ranked as the A's seventh best prospect by *Baseball America* following the 2017 season.

2017 HIGHLIGHTS

Began his first full professional season at Single-A Stockton and was batting .297 with nine home runs and 26 RBI in 45 games when he was promoted to Double-A Midland June 28...hit .209 with four home runs and 22 RBI in 53 games with the RockHounds...batted a combined .250 with 13 home runs and 48 RBI in 98 games...batted .267 (23-for-86) against left-handed pitching compared to .244 (66-for-270) with 11 of his 13 home runs against right-handers...hit .275 with runners in scoring position but that dropped to .156 with RISP and two outs...was named to the California League Midseason All-Star team...appeared in 91 games at catcher and tossed out 15-of-46 (32.6%) attempted base stealers...made five errors for a .994 fielding percentage...also batted .192 in seven games as the designated hitter...hit in every spot in the order except first and second...saw his most action with 22 games batting eighth, 18 batting ninth and 16 batting fourth and fifth...played for the Mesa Solar Sox in the Arizona Fall League following the season and hit .309 with four doubles and nine RBI in 18 games...added 10 walks for a .413 on-base percentage, which ranked seventh in the AFL...struck out just seven times and his ratio of 11.43 plate appearances per strikeout was third best...was named the A's number seven prospect by *Baseball America* following the season.

STOCKTON: Had his first two-homer game of the season April 10 against Modesto...went 3-for-4 on April 17 at Modesto for his first of six three-hit games...was batting .208 with three home runs and six RBI in 15 games when he was placed on the disabled list April 23 with a sprained left wrist...was reinstated May 17 and hit safely in each of his first 10 games following his return (16-for-41, .390)...connected for his second two-homer game of the season and matched his season high with three RBI June 4 against Lake Elsinore...that gave him seven home runs over his first 28 games...would homer just six times over his final 70 contests...committed three of his five errors over a four-game stretch from June 8-12...had a season-best 12-game hitting streak from June 14-July 1, which also included his first three games with Midland...went 20-for-48 (.417) during the streak...played for the North in the Cal League All-Star Game on June 20 at Visalia and went 0-for-1...then went 6-for-20 (.300) in six more games with the Ports before he was promoted to Midland June 28.

MIDLAND: Had three hits in each of his first two games with the RockHounds on June 29 and 30 against Springfield...then hit .182 in 25 games in July and .185 in 22 games in August...homered in back-to-back games July 26 against Frisco and July 27 at Corpus Christi...his other two home runs with Midland also came in back-to-back games Sept. 2 and 3 at Frisco...went 19 consecutive games without an extra base hit from July 31 to Aug. 26 (12-for-72, .167)...went 7-for-35 (.200)

with two home runs and two RBI in 10 postseason games as Midland won its fourth straight Texas League championship.

CAREER

2016—Began his professional career with the A’s affiliate in the Arizona Rookie League and went 0-for-3 with a run scored in one game before he was transferred to Short Season Single-A Vermont...hit .237 with two home runs and seven RBI in 22 games with the LakeMonsters and had a .228 batting average overall...batted .261 against left-handed pitching compared to .214 with all three of his extra base hits (one double, two home runs) against right-handers...had a .211 batting average with runners in scoring position...hit .190 with a .200 on-base percentage when leading off an inning...with Vermont, he hit .394 with both of his home runs in 10 games at home compared to .116 in 12 games on the road...made 21 of his 23 appearances at catcher and tossed out 11-of-25 (44.0%) attempted base stealers...also went 1-for-6 (.167) in two games as the designated hitter...hit in every spot in the order from fourth through seventh and saw his most action with 10 games batting sixth...made his professional debut June 20 against the Angels for the A’s Arizona Rookie League team and went 0-for-3...it was his only game in the AZL as he was transferred to Vermont June 22...collected his first professional hit June 25 against Staten Island with a second inning single...walked with the bases loaded in the fourth inning that day for his first RBI...went 4-for-4 with his first professional home run June 30 against Aberdeen, giving him a .364 average over his first seven games with Vermont...was out from July 19 to Aug. 31 with cellulitis in his left shin...the injury occurred after fouling a ball off his shin July 6...was a perfect 3-for-3 with a walk, home run and a season-high three RBI in his final game Sept. 5 against Lowell.

PERSONAL/MISCELLANEOUS

Sean Michael Murphy was originally signed by A’s scout Rick Sparks...graduated from Centerville High School in Dayton, Ohio...attended Wright State University...was an All-League selection in 2015...earned Horizon League Freshman of the Year honors and was a Louisville Slugger Freshman All-American in 2014.

LIFETIME PLAYING RECORD

Year	Club	AVG.	G	AB	R	H	2B	3B	HR	RBI	SH	SF	HP	BB	SO	SB	CS	SLG	OBP	E
2016	AZL Athletics	.000	1	3	1	0	0	0	0	0	0	0	0	0	0	0	0	.000	.000	0
	Vermont	.237	22	76	10	18	1	0	2	7	0	0	0	9	12	1	0	.329	.318	3
2017	Stockton	.297	45	165	22	49	11	0	9	26	0	1	1	11	33	0	0	.527	.343	3
	Midland	.209	53	191	25	40	7	0	4	22	2	2	1	21	34	0	0	.309	.288	2
Minor League Totals		.246	121	435	58	107	19	0	15	55	2	3	2	41	79	1	0	.393	.312	8

CAREER TRANSACTIONS

2016 — Selected by the Oakland Athletics organization in the third round of the First-Year Player Draft.

**INFIELDER****Height/Weight:** 6-0 / 195**Bats/Throws:** Right / Right**Birthdate:** December 10, 1994**Opening Day Age:** 23**Birthplace/Resides:** Fort Worth, Texas / Fort Worth, Texas**Major League Service:** None**Obtained:** Acquired from the Washington Nationals with Blake Treinen and minor leaguer Jesus Luzardo for Sean Doolittle and Ryan Madson, July 16, 2017**Contract Status:** First year of a one-year contract through 2018**NON-ROSTER INVITEE****CAREER HIGHLIGHTS**

Was selected by Washington in the second round of the 2016 draft and spent a little over a year in the Nationals system before he was one of three players sent to Oakland in the Sean Doolittle/Ryan Madson trade on July 16, 2017...is a .301 (171-for-568) hitter with 17 home runs and 90 RBI in 153 games in two seasons as a professional...has a .380 average in 40 games as an A's farm-hand...played for Mesa in the Arizona Fall League in 2017 and was named to the AFL All-Prospects team and the AFL Rising Stars Game.

2017 HIGHLIGHTS

Played for three different teams in two organizations and combined to hit .321 with 16 home runs and 79 RBI in 117 games...added 26 doubles and three triples for a .502 slugging percentage...his 40 walks fueled a .381 on-base percentage...was 14-for-19 (73.7%) in stolen base attempts...his batting average included a mark of .336 (38-for-113) against left-handed pitchers compared to .316 (104-for-329) against right-handers...hit seven of his 16 home runs off lefties for a .628 slugging percentage (slugged .459 against righties)...had a 1.045 OPS against lefties, .828 against righties...had a .350 batting average and 11 of his 16 home runs with runners on base compared to a .284 with the bases empty...hit .365 with runners in scoring position...batted .327 when leading off an inning...hit .356 in the eighth inning and .387 in the ninth inning...appeared in 61 games at third base, 51 at shortstop and one at first base...committed four errors as a third baseman (.977 fielding percentage) and 10 as a shortstop (.953 fielding percentage)...also hit .200 in four games as the designated hitter and was 0-for-1 with a strikeout as a pinch hitter...hit in every spot in the order from third through eighth and saw his most action with 65 games hitting cleanup...batted .418 with five home runs in 14 games while hitting fifth...hit .314 with five home runs and 23 RBI in 22 games for Mesa in the Arizona Fall League following the season and was named to the AFL All-Prospect Team...led the AFL in RBI, tied for the lead in doubles (7) and extra base hits (12), ranked second in runs scored (20) and total bases (49), third in slugging (.570) tied for third in home runs and sixth in batting...also played in the AFL Rising Stars Game.

MINORS: Started the season at Single-A Hagerstown and batted .291 with nine home runs and 51 RBI in 77 games...was named to the South Atlantic League Midseason All-Star team...went 0-for-7 over his first two games, one of only three times he went back-to-back games without a hit...had a grand slam and a season-high five RBI in the second game of an April 8 doubleheader against Asheville...had an 18-game road hitting streak from April 14 to May 24 (28-for-76, .368), which tied for third longest in the SAL...was batting .289 with five home runs and 27 RBI in 46 games when he was placed on the disabled list May 29 with tendinitis in his left finger...finished May with a .322 batting average...was reinstated from the DL June 6 and hit .295 with four home runs and 24 RBI over his final 31 games with the Suns...was 0-for-4 with a season-high four strikeouts June 11 against Lakewood...went 3-for-4 with a double and two triples June 19 against Lakewood...played for the North in the South Atlantic League All-Star Game June 20 at Columbia and struck out as a pinch hitter...remained in the game at third base...was tied for third in the SAL in RBI (51) at the time of his July 16 trade to the A's organization...was sent to Oakland with Blake Treinen and fellow minor leaguer Jesus Luzardo for Sean Doolittle and Ryan Madson...was assigned to Single-A Stockton following the trade and hit .386 with seven home runs and 22 RBI in 22 games with the Ports...had the best batting average in the California League during his

stay at Stockton (July 18 to Aug. 13)...also had the best on-base percentage (.457) and slugging percentage (.675), tied for the most home runs, ranked second in runs (21) and tied for second in RBI...had a season-best 11-game hitting streak from July 25 to Aug. 5 (19-for-42, .452)...hit .460 with all seven of his home runs and 18 of his 22 RBI with Stockton over a 13-game stretch from July 28 to Aug. 10...began the streak with his first two homer game of the season and his second five-RBI game July 28 at Modesto...collected a season-high four hits the next day against the Nuts...combined to hit .355 with Hagerstown and Stockton in July...connected for his second two-homer game of the season and drove in four runs Aug. 8 against San Jose...was promoted to Double-A Midland Aug. 14 and hit .373 in 18 games...the batting average was third best in the Texas League from Aug. 14 through the end of the season...batted .364 in 25 games in August with Stockton and the RockHounds...hit safely in all four of his games in September (9-for-18, .500)...then batted .342 (13-for-38) with three doubles, a triple, a home run, six RBI and five walks in 10 postseason games to help Midland to the Texas League Championship.

CAREER

2016—Made his professional debut with Auburn of the Short Season Single-A New York-Penn League and batted .230 with a home run and 11 RBI in 36 games...hit .286 against left-handed pitchers, .209 against right-handers...batted .219 when leading of an inning and .194 with runners in scoring position...his batting average improved each month as he hit .182 in nine games in June, .241 in 17 games in July and .257 in 10 games in August...appeared in 26 games at third base and six at shortstop...committed six errors as a third baseman (.929 fielding percentage) and two as a shortstop (.923)...also went 2-for-9 (.222) in three games as the designated hitter and was 0-for-1 with a strikeout as a pinch hitter...saw his most action with 25 games batting third...started at third base in his professional debut on June 21 against Mahoning Valley and went 1-for-3 with a walk, a triple and two RBI...logged a season-high three hits July 16 at West Virginia...hit his first home run Aug. 4 against State College...was rated as Washington's No. 17 prospect by *Baseball America* and number four by MLB.com following the season.

PERSONAL/MISCELLANEOUS

Sheldon Lynn Neuse was originally signed by Nationals scout Ed Gustafson...attended the University of Oklahoma...was one of the top offensive players in the Big 12 during his three seasons, earning three consecutive unanimous first-team All-Big 12 selections...was one of just 10 players in Big 12 history to be named first-team All-Big 12 three times and just the second player to be unanimously selected three times...was named a Louisville Slugger second team All-American by Collegiate Baseball in 2016...won the Brooks Wallace Award, given to the top shortstop in college baseball...was the 2014 Big 12 Freshman of the Year...on the mound, he went 6-2 with seven saves and a 1.60 ERA in 29 career appearances out of the bullpen.

LIFETIME PLAYING RECORD

Year	Club	AVG.	G	AB	R	H	2B	3B	HR	RBI	SH	SF	HP	BB	SO	SB	CS	SLG	OBP	E
2016	Auburn	.230	36	126	16	29	5	3	1	11	0	1	1	13	26	2	2	.341	.305	8
2017	Hagerstown	.291	77	292	40	85	19	3	9	51	0	2	2	25	66	12	5	.469	.349	9
	Stockton	.386	22	83	21	32	3	0	7	22	0	0	2	9	25	2	0	.675	.457	4
	Midland	.373	18	67	9	25	4	0	0	6	0	1	1	6	21	0	0	.433	.427	1
Minor League Totals		.301	153	568	86	171	31	6	17	90	0	4	6	53	138	16	7	.467	.365	22

CAREER TRANSACTIONS

2013 — Selected by the Texas Rangers organization in the 38th round of the First-Year Player Draft; did not sign. **2016** — Selected by the Washington Nationals organization in the 2nd round of the First-Year Player Draft. **2017** — Traded with pitcher Blake Treinen and minor league pitcher Jesus Luzardo for pitchers Sean Doolittle and Ryan Madson, July 16.

INFIELDER**Height/Weight:** 6-1 / 185**Bats/Throws:** Left / Right**Birthdate:** May 4, 1989**Opening Day Age:** 28**Birthplace/Resides:** Poway, California / San Diego, California**Major League Service:** 162 days**Obtained:** Signed to a minor league contract, February 7, 2018**Contract Status:** First year of a one-year contract through 2018**CAREER HIGHLIGHTS**

Has played in 83 games in three seasons in the majors with San Francisco (2013-15) and San Diego (2016) and is a .193 (28-for-145) hitter with a home run and nine RBI...has a .265 (1041-for-3926) average with 51 home runs and 468 RBI in 1063 games over 11 seasons in the minors with San Francisco (2007-14, 15), New York-AL (2015), San Diego (2016), Milwaukee (2017) and Miami (2017)...has played 450 games at shortstop, 436 at second base and 128 at third base...was a member of the 2008 South Atlantic League champions at August, the 2009 California League champions at San Jose and the 2016 Pacific Coast League Champions at El Paso.

2017 HIGHLIGHTS

Spent the entire season at Triple-A where he combined to hit .261 with three home runs and 38 RBI in 85 games with Colorado Springs (Brewers) and New Orleans (Marlins)...was signed by Milwaukee to a minor league contract Feb. 18, traded to Miami for cash May 12 and then dealt back to Milwaukee for cash June 16...batted .263 (57-for-217) against right-handed pitching compared to .254 (13-for-51) against left-handers...had a .302 average with runners in scoring position...hit .215 with all three of his home runs before the All-Star Break, .327 after the break...batted .339 in the eighth inning or later...was 4-for-8 (.500) with three doubles and eight RBI with the bases loaded...was successful in 5-of-6 (83.3%) stolen base attempts...hit .337 at home while playing for the Sky Sox...appeared in 50 games at third base, 14 at second base and 11 at shortstop...committed seven errors as a third baseman (.926 fielding percentage) and two as a second baseman (.953 fielding percentage)...also went 2-for-10 (.200) in three games as the designated hitter and was 4-for-16 (.250) with a home run, three RBI and two walks as a pinch hitter...hit in every spot in the order...saw his most playing time with 20 games batting ninth, 15 hitting sixth and 14 in the seven spot.

MINORS: Began the season at Colorado Springs...hit his first home run of the season April 11 at Memphis, a pinch hit shot in the sixth inning in for the only run in a 6-1 Colorado Springs loss...was batting .231 in eight games when he was placed on the disabled list April 16 with a back strain...was reinstated from the DL May 5 and went 1-for-7 (.143) in two games before he was traded to the Miami Marlins organization for cash May 12...was assigned to New Orleans and hit .156 with a home run and eight RBI in 23 games with the Baby Cakes...went hitless in six consecutive games from May 28 to June 8 (0-for-20)...combined with both clubs to bat .167 in 17 games in May...was dealt back to Milwaukee for cash June 16 and spent the remainder of the season with Colorado Springs, hitting .322 over his final 52 games...batted .300 over his first 17 games following his return...then compiled a season-long 11-game hitting streak from July 16-29...went 17-for-47 (.362) with five doubles, a triple and 13 RBI during the streak...had his first of two three-hit games July 27 against Tacoma and also drove in a season-high four runs...batted .329 with 19 of his 38 RBI in 22 games in the month of July...then hit .319 in August...had his second three hit game Aug. 20 against Oklahoma City...went 1-for-8 (.125) with a RBI in four postseason games for the SkySox.

CAREER

2016—Signed a minor league deal with San Diego Feb. 8 and spent most of the season at Triple-A El Paso where he batted .301 with five home runs and 43 RBI in 99 games...also had a 10-day stint with San Diego in late August and went 3-for-18 (.167) with a RBI in seven games...with

the Chihuahuas, he hit .304 with all five of his home runs against right-handed pitchers, .294 against left-handers...went 4-for-7 (.571) with the bases loaded...batted .329 when leading off an inning...committed 11 errors in 79 games at shortstop (.971 fielding percentage) and one in 17 games at third base (.962)...hit in every spot in the order except first and fourth and saw his most action batting eighth (33 games) and ninth (31 games)...drove in a season-high four runs May 7 against Fresno...had a 13-game hitting streak from May 13 to June 6 (24-for-50, .480)...batted .352 with 17 RBI in 19 games in May...went 4-for-5 with a pair of doubles June 5 at Fresno...was on the disabled list from June 24 to July 1 with a right thumb contusion...hit safely in each of his first 15 games after being reinstated from the DL, which was his longest hitting streak of the season...went 23-for-57 (.404) during the streak, which ran from July 2-19...finished July with a .369 batting average and nine walks (.426 on-base percentage) in 24 games...was hitting .321 when he was selected by San Diego Aug. 10...made six starts (five at shortstop, one at second base) with the Padres before he was optioned back to El Paso Aug. 20...hit .118 in 12 games following his return...then went 7-for-28 (.250) with seven runs, three doubles, a home run, two RBI and four walks in eight postseason games to help the Chihuahuas to the Pacific Coast League Championship.

2015—Began the year with the New York Yankees organization, playing in 67 games for Triple-A Scranton/Wilkes-Barre before returning to the Giants organization mid-season...signed with the Yankees as a minor league free agent before the start of the season and hit .262 with 13 doubles, one home run, 26 RBI and 28 runs scored in 67 games for Scranton/Wilkes-Barre...missed time while on the seven-day disabled list from July 9-20...released by the Yankees on July 20 when reinstated...signed with the Giants as a minor league free agent on Aug. 5, playing in 19 games for Triple-A Sacramento before having his contract selected by the Big League club on Sept. 1...played in 14 games for San Francisco, his first Major League action since 2013...hit his first career home run on Sept. 30 against the Dodgers, a solo shot off of Joel Peralta.

2014—Played the majority of the season with Triple-A Fresno, hitting .237 with three home runs and 24 RBI in 104 games...began the year with Single-A San Jose and went 3-for-19 (.158) in four games before transferring to Fresno...overall on the year played 77 games at shortstop, 16 at second base and 14 at third base...missed time early in the year while on the seven-day disabled list from April 3-19.

2013—Made his Major League debut for the Giants, hitting .219 in 62 games, also playing in 48 games for Triple-A Fresno...made his first career Opening Day roster for San Francisco...optioned to Triple-A on March 15 during Spring Training but came back to camp on March 22...had five stints with San Francisco, making the Opening Day roster and then optioned on June 8...recalled again on June 11 and optioned June 23...recall again on July 8 and optioned back on July 12...recalled a fourth time on Aug. 22 and optioned back the next day on Aug. 23...recalled a fifth and final time on Sept. 3, spending the remainder of the year with the Giants...recorded his first career hit on April 7 against St. Louis off of right-handed pitcher Joe Kelly...made his first career start on April 11 at Chicago (NL), on a day that was raining and 40 degrees at first pitch...went 3-for-5 with an RBI.

2012—Played the entire season with Triple-A Fresno, hitting .296 with 26 doubles, three triples, nine home runs, 62 RBI and 65 runs scored in 129 games played...played the majority of his games at shortstop, appearing in 97 games there...on May 20 at Round Rock hit two home runs, including his first career grand slam, and drove in eight runs to set a Grizzlies franchise record for RBI in a single game...named an Organization All-Star for San Francisco by MLB.com following the season.

2011—Split the season between Single-A San Jose, Double-A Richmond and Triple-A Fresno, hitting a combined .229 with 17 doubles, one triple, five home runs, 45 RBI and 48 runs scored in 112 games...missed time while on the seven-day disabled list from April 7-21...hit .333 in four postseason games for San Jose, with four RBI and three runs scored.

2010—Spent the entire season with Double-A Richmond, hitting .237 with 12 doubles, two triples, three home runs, 26 RBI and 43 runs scored in 101 total games...missed time with two

stints on the disabled list from May 27-June 15 and June 21-July 4, suffering a hamstring strain... recorded 20 hits during a 10-game hit streak from July 27-Aug. 8 (.444, 20-for-45).

2009—Played the entire season with Single-A San Jose, hitting .259 with 26 doubles, eight triples, seven home runs, 64 RBI and 82 runs scored in 124 games, helping the San Jose Giants win the California League Championship...in eight postseason games he hit .250 (7-for-28) with three RBI and two runs scored.

2008—Spent the entire season with Single-A Augusta, hitting .279 with 27 doubles, seven triples, nine home runs, 68 RBI and 79 runs scored with 29 stolen bases in 119 total games, helping the GreenJackets win the South Atlantic League Championship...hit .333 (6-for-18) in five post-season games with one home run, five RBI and five runs scored.

2007—Made his professional debut with the Giants Rookie-Level affiliate in the Arizona Summer League, hitting .316 with 11 doubles, four triples, three home runs, 40 RBI and 33 runs scored with 18 stolen bases in 52 games played...named a *Baseball America* Rookie All-Star and Arizona Summer League Post-Season All-Star following the season.

PERSONAL/MISCELLANEOUS

Nicholas Murphy Noonan was originally signed by Giants' scout Ray Krawczyk...he and his wife, Amanda, have one son, James Murphy...graduated from Francis Parker High School (San Diego, Calif.) where he helped the baseball team win the CIF San Diego Division IV Championship in 2004 as a freshman on the varsity team and 2007 as a senior...named the Coast League South Player of the Year and CIF San Diego Division IV Player of the Year from 2005-07...also named the 2007 Union-Tribune Player of the Year...posted a career .505 batting average...turned down a scholarship to play for Clemson University after signing with the San Francisco Giants.

LIFETIME PLAYING RECORD

Year	Club	AVG.	G	AB	R	H	2B	3B	HR	RBI	SH	SF	HP	BB	SO	SB	CS	SLG	OBP	E
2007	AZL Giants	.316	52	206	33	65	11	4	3	40	3	1	2	12	20	18	3	.451	.357	11
2008	Augusta	.279	119	499	79	139	27	7	9	68	2	3	5	23	98	29	4	.415	.315	18
2009	San Jose	.259	124	459	82	119	26	8	7	64	9	9	5	48	97	9	5	.397	.330	16
2010	Richmond	.237	101	372	43	88	12	2	3	26	6	4	2	22	74	7	3	.304	.280	11
2011	Richmond	.212	71	260	28	55	11	0	3	25	2	2	2	33	60	2	2	.288	.303	9
	Fresno	.297	13	37	6	11	0	0	1	4	0	0	0	4	2	1	0	.378	.366	1
	San Jose	.246	28	122	14	30	6	1	1	16	0	1	0	12	18	1	2	.336	.311	7
2012	Fresno	.296	129	490	65	145	26	3	9	62	5	5	1	40	84	7	3	.416	.347	24
2013	SAN FRANCISCO	.219	62	105	12	23	2	0	0	5	0	0	0	6	24	0	0	.238	.261	1
	Fresno	.255	48	165	20	42	13	1	0	20	2	3	1	17	44	1	2	.345	.323	2
2014	San Jose	.158	4	19	1	3	1	0	1	2	0	0	0	1	4	0	0	.368	.200	0
	Fresno	.237	104	379	38	90	16	0	3	24	2	1	4	20	98	6	5	.303	.282	16
2015	Scranton/Wilkes-Barre	.262	67	244	28	64	13	0	1	26	3	4	1	17	68	1	1	.328	.308	10
	Sacramento	.266	19	64	6	17	1	0	2	10	0	1	0	5	15	1	0	.375	.314	1
	SAN FRANCISCO	.091	14	22	2	2	1	0	1	3	0	0	0	2	8	0	0	.273	.167	1
2016	El Paso	.301	99	342	49	103	28	0	5	43	7	4	0	21	70	0	1	.427	.338	12
	SAN DIEGO	.167	7	18	0	3	0	0	0	1	0	1	0	1	5	0	1	.167	.200	1
2017	Colorado Springs	.304	62	191	29	58	12	2	2	30	0	1	0	12	31	3	1	.419	.343	7
	New Orleans	.156	23	77	13	12	2	0	1	8	1	1	1	8	24	2	0	.221	.241	2
ML Totals		.193	83	145	14	28	3	0	1	9	0	1	0	9	37	0	1	.234	.249	3

CAREER TRANSACTIONS

2007 — Selected by the San Francisco Giants as a supplemental pick (32nd selection overall) following the 1st round of the First-Year Player Draft. **2014** — Elected free agency, November 3; signed by the New York Yankees to a minor league contract, December 15. **2015** — Released, July 20; signed by San Francisco to a minor league contract, August 5. Elected free agency, October 15. **2016** — Signed by the San Diego Padres to a minor league contract, February 8. Elected free agency, September 28. **2017** — Signed by the Milwaukee Brewers to a minor league contract, February 18. Traded to the Miami Marlins for cash considerations, May 12. Traded to the Milwaukee Brewers for cash considerations, June 16. Elected free agency, November 6. **2018** — Signed by the Oakland Athletics to a minor league contract, February 7.

NOONAN'S CAREER HIGHS

Hits: 3, April 11, 2013 at Chicago (NL)

Home Runs: 1, September 30, 2015 vs. Los Angeles (NL)

Runs Batted In: 2 (twice), last: September 5, 2015 at Colorado

Stolen Bases: None

Hitting Streak: 3 (twice), last: September 21, 2013 to September 5, 2015

Hitless Streak (At Bats): 14 (twice), last: September 5 to 30, 2015

Game Ending RBI: None

Grand Slams: None

Pinch-Hit Home Runs: None

Inside-The-Park Home Runs: None

Lead Off Home Runs: None

**INFIELDER/OUTFIELDER****Height/Weight:** 6-1 / 226**Bats/Throws:** Right / Right**Birthdate:** April 4, 1994**Opening Day Age:** 23**Birthplace/Resides:** Valencia, Carabobo, Venezuela / Valencia, Carabobo, Venezuela**Major League Service:** 48 days**Obtained:** Signed as a non-drafted free agent, July 2, 2010**Contract Status:** First year of a one-year contract through 2018**CAREER HIGHLIGHTS**

Has a pair of September call-ups in two seasons with Oakland and is 5-for-30 (.167) with a home run and four RBI in 17 games in the majors...was signed originally by the A's as a non-drafted free agent out of Venezuela at the age of 16 and is a .262 (716-for-2730) career hitter in 694 games in seven professional seasons...has 130 home runs and 465 RBI...has appeared in 467 games at third base, 60 in left field, 21 at first base and two at second base...all 60 games in the outfield have come over the last two years...was named to postseason All-Star teams in the Pacific Coast League in 2017, the California League in 2014 and the Arizona League in 2012...was named the A's fifth best prospect by *Baseball America* following both the 2013 and 2014 seasons and was number four after 2015...played for the World Team in the 2014 and 2015 Futures Game...played for Mesa in the Arizona Fall League in 2015.

2017 HIGHLIGHTS

Spent the entire regular season at Triple-A Nashville and was named to the Pacific Coast League Postseason All-Star Team after hitting .249 with a career-high 32 home runs and 78 RBI in 126 games...was recalled by the A's Sept. 5 and went 3-for-15 (.200) with a home run and three RBI in eight games...struck out eight times in 16 plate appearances...made three starts, including two at designated hitter and one in left field...overall, appeared in three games in left field and one at third base, his first Major League appearances on defense...went 1-for-9 (.111) with the bases empty, 2-for-6 (.333) with runners on base...all three of his hits came in the seventh inning or later...was 1-for-3 (.333) as a pinch hitter...went 0-for-5 over his first four games, 3-for-10 (.300) over his final four...hit his first ML home run Sept. 29 at Texas, a three-run home run off Martin Perez in the seventh inning...appeared in 13 games with Aragua in the Venezuelan Winter League and hit .174 with two home runs and seven RBI.

NASHVILLE: His 32 home runs with the Sounds tied for second in all of the minor leagues, tied for fifth in Nashville history and tied for ninth most in Oakland history by a minor leaguer...has 55 career home runs with the Sounds, which is fourth in club history...added 27 doubles and two triples for a .518 slugging percentage...in addition to home runs, he also had career highs in extra base hits (61) walks (47) and strikeouts (141)...tied for second in the PCL in home runs, ranked fourth in extra base hits and tied for fifth in strikeouts...led the A's farm system in home runs, extra base hits and slugging, ranked second in total bases (245), third in RBI (78), sixth in runs scored (74), tied for sixth in doubles and tied for eighth in walks...hit .283 (26-for-92) against left-handed pitching, .241 (92-for-381) against right-handers...had a .282 batting average with 20 home runs and 49 RBI in 66 games on the road, .209 with 12 home runs and 29 RBI in 60 games at home...batted .290 with the bases empty, .202 with runners on...hit .190 with runners in scoring position...appeared in 48 games in left field, 44 at third base, 30 at designated hitter, five at first base and two at second base...committed eight errors as a third baseman (.916 fielding percentage) and one each in left field, first base and second base...saw his most playing time with 91 games batting clean-up...hit .147 over his first eight games and was batting .206 over his first 15 contests through April 21...then went 11-for-31 (.355) with five home runs and six RBI over a nine-game stretch from April 23 to May 3 to boost his average to .255...homered in three straight games from May 1-3...it was the first of three times he homered in three consecutive contests (May 18-20 and Aug. 4-6)...batted .197 over a 20-game stretch from May 4-28...that included a season-high six game hitting streak from May 7-14 (7-for-24, .292)...finished May with

nine home runs and 18 RBI in 25 games and then had eight home runs and 20 RBI in 28 games in June...was 14-for-34 (.412) with six multiple hit games over a nine-game stretch from June 2-10 to boost his average to a season-high .264...then hit .192 over a 21-game span from June 11 to July 3...went 3-for-5 with two home runs and five RBI July 6 at Colorado Springs...it was his lone two-homer game of the season and the five RBI were a season-high...matched his season-high in hits...was named Most Valuable Player of the Triple-A All-Star Game at Tacoma on July 12 after hitting a three-run home run in a 6-4 PCL win over the International League All-Stars...matched his season-high with a six-game hitting streak from Aug. 3-8...went 10-for-22 (.455) with nine runs scored, three doubles, three home runs, six RBI and six walks during the streak

CAREER

2016—Spent the entire season at Nashville before making his Major League debut with Oakland during a mid-September call-up...batted .228 with 23 home runs and 75 RBI in a career-high tying 128 games in his Triple-A debut with the Sounds and .133 with one RBI in nine games with the A's...went 2-for-12 (.167) against left-handed pitchers with the A's, 0-for-3 against righties...made four starts at designated hitter and did not play defense as all nine of his appearances were either at DH or as a pinch hitter...went 0-for-4 with his lone RBI in the pinch...was recalled from Nashville Sept. 12 and made his debut that day at Kansas City when he grounded out as a pinch hitter in the ninth inning...at the age of 22 years, 161 days, he became the youngest non-pitcher to play for the A's since Aaron Cunningham on Sept. 27, 2008 (22 years, 156 days)...recorded his first ML hit Sept. 16 at Texas, a sixth-inning single against Cole Hamels...drove in his first run Sept. 18 at Texas on a fielders choice in the sixth inning...his .228 batting average with the Sounds was the lowest of his career as was his .278 on-base percentage...ranked fifth in the Pacific Coast League in at bats (505), tied for sixth in home runs (23) and tied for 10th in RBI (75)...ranked second in the A's farm system in home runs, fifth in RBI and seventh in extra base hits (45) and total bases (208)...hit .237 against right-handed pitching compared to .198 against left-handers...slugged 15 of his 23 home runs on the road...10 came in the sixth inning or later...hit 12 home runs in 82 games before the All-Star Break, 11 in 46 after the break...batted .278 during the day, .217 at night...appeared in 89 games at third base, 27 at designated hitter and 12 in left field...led PCL third basemen in errors (21) for a .904 fielding percentage...had one error in 22 chances as an outfielder...batted .248 while playing third base, .200 as the DH and .151 as a left fielder...hit in every spot in the order except first, second and ninth...saw his most action batting fourth (.251 in 45 games) and third (.197 in 41 games)...stole two bases over a three-game span from April 20 to 22, his only steals of the season...went 3-for-4 with a grand slam and a season-high four RBI May 12 at Iowa...it was his first of three four-RBI games (June 1 against Round Rock, Aug. 4 at Colorado Springs)...it was his fourth of five three-hit games and it lifted his average to .300...that would be his final day at the .300 mark, as he hit .205 over his final 96 games...was charged with three errors June 24 at Iowa...had eight home runs and 22 RBI over a 20-game stretch from July 22 to Aug. 12...hit .352 (19-for-54) with five doubles, four home runs and 13 RBI during a season-best 13-game hitting streak from Aug. 1 to 15...homered in three straight games from Aug. 8 to 10, all at Round Rock...went 5-for-21 (.238) with three home runs and 10 RBI in five games for Nashville in the PCL Semifinals...the RBI were the most in a playoff series in Sounds history...hit .304 with 11 home runs and 35 RBI in 45 games with Aragua in the Venezuelan Winter League following the season...added 21 walks for a .389 on-base percentage...tied for second in the VWL in home runs, ranked third in slugging (.542) and tied for ninth in RBI...homered in five straight games from Nov. 15-22.

2015—Made his Double-A debut at Midland and spent the entire season with the RockHounds, batting .278 with 18 home runs and 61 RBI in 93 games...tied for second in the Texas League in home runs, ranked third in slugging (.480) and tied for 10th in extra base hits (41) despite two stints on the disabled list that caused him to miss more than five weeks...ranked third in the A's farm system in home runs, fourth in slugging, tied for eighth in RBI and 10th in batting...batted .340 against left-handed pitching compared to .257 against right-handers...had a .228 batting average during the first half, .325 in the second half...batted .323 with eight of his 18 home runs when leading off an inning...appeared in 49 games at third base and 16 at first base...committed 11 errors as a third baseman (.909 fielding percentage) and three as a first baseman (.978 fielding percentage)...hit .304 as a third baseman compared to .203 as a first baseman...also batted .280 with six home runs and 26 RBI in 28 games at designated hitter...began the season on the

disabled list with a strained left calf...was reinstated May 3...reached base safely in 22 consecutive games from May 16 to June 7...however, hit just .233 with a .316 on-base percentage during the streak...had a season-best nine-game hitting streak from June 21 to July 3 (17-for-43, .395)...finished the month of June with seven home runs and 22 RBI in 25 games...tied for the TL lead in June home runs and ranked third in RBI...started at third base for the World Team in the Futures Game July 12 at Cincinnati and went 0-for-2...returned to Midland July 15 and hit .338 with eight doubles in his first 17 games...went 4-for-5 with two doubles and three runs scored Aug. 1 against Corpus Christi...was batting .264 with 15 home runs and 45 RBI in 82 games when he was placed on the disabled list for the second time Aug. 10 with a strained left hamstring...was reinstated Aug. 27 and went 18-for-48 (.375) with three home runs and 16 RBI in 11 games following his return...was named TL Batter of the Week for the week of Aug. 31 after hitting .375 with four doubles, two home runs and 12 RBI in seven games...connected for a grand slam in back-to-back games Sept. 5 and 6 at Frisco...went 5-for-7 with six RBI on the 5th and 3-for-4 with five RBI on the 6th...then hit .407 with two home runs and 12 RBI in seven postseason games to lead Midland to the Texas League Championship...played for Mesa in the Arizona Fall League and batted .296 with four home runs and 10 RBI in 17 games...that included a three homer game Oct. 19 against Scottsdale...had seven home runs and 28 RBI over a 14-game stretch from Sept. 5 to Oct. 19...named to the East squad for the Fall Stars Game...was rated as the A's fourth best prospect by *Baseball America* following the season.

2014—Was named to the California League Postseason All-Star team after batting .279 with 29 home runs and 96 RBI in 124 games for Single-A Stockton...the home runs tied for fourth in the Cal League and tied for 13th in all of minor league baseball...the RBI also tied for fourth in the CL and tied for 15th in the minors...also ranked fourth in the CL in total bases (263), sixth in extra base hits (60), tied for seventh in hit by pitches (13), ninth in hits (142) and 10th in slugging (.517)...ranked second in the A's farm system in home runs, RBI, extra base hits and total bases, third in slugging, fourth in hits, sixth in runs (75) and tied for sixth in doubles (28)...hit .320 against left-handed pitching compared to .266 against right-handers...hit .301 with 20 home runs and 67 RBI in 64 games after the All-Star Break...the 67 RBI were second most in the minors from June 19 through the end of the season to Dennis Raben of Inland Empire (70)...went 3-for-14 (.214) with the bases loaded but all three hits were grand slams...appeared exclusively at third base on defense...committed 15 errors in 88 games and 218 total chances for a .931 fielding percentage...reached base safely via hit or walk in 22 consecutive games from May 1 to 24...batted .258 with a .333 on-base percentage during the streak...the streak included a season-best 15-game hitting streak from May 2 to 18 (19-for-64, .297)...was named CL Batter of the Week for the week of June 23-29 after going 14-for-31 (.452) with nine runs scored, four doubles, five home runs and nine RBI in six games...went 4-for-5 with three doubles June 23 at Lancaster and was a perfect 4-for-4 with a walk two days later against the JetHawks...had nine home runs and 22 RBI over a 14-game stretch from June 23 to July 7...connected for all three of his two-homer games over that span: June 25 at Lancaster, June 29 at Bakersfield and July 7 at San Jose...finished the month of June with a .368 batting average...then hit .301 with 10 home runs and 32 RBI in 26 games in July...tied for third in the minors in home runs in July and tied for fourth in RBI...belted for his first grand slam of the season July 7 at San Jose and drove in a season-high six runs...hit his second slam three days later at Modesto and his third Aug. 2 at San Jose...played for the World Team in the Futures Game July 13 at Minnesota and went 1-for-2 as the starting third baseman...went 1-for-9 (.111) with a RBI in two postseason games for the Ports...was named the A's fifth best prospect by *Baseball America* following the season...batted .281 with four home runs and 22 RBI in 28 games for Aragua in the Venezuelan Winter League.

2013—Batted .258 with 19 home runs and 85 RBI in 128 games with Single-A Beloit in his first full professional season...tied for fifth in the Midwest League in home runs and RBI, tied for sixth in strikeouts (136) and ranked eighth in total bases (215)...tied for sixth in the A's farm system in RBI, ranked seventh in home runs and total bases and eighth in hits (131)...hit .258 against left-handed pitching, .258 against right-handers...had a .278 batting average with 13 home runs and 48 RBI in 64 games before the All-Star Break...then hit .238 with six home runs and 37 RBI in 64 games after the break...appeared exclusively at third base on defense where he led Midwest League third baseman with 39 errors...had his first of two 12-game hitting streaks from April 9 to 28...went 18-for-47 (.383) with five doubles, three home runs and 11 RBI during the streak...

belted a grand slam in the second game of a doubleheader June 9 at Burlington...matched his season-high with a 12-game hitting streak from June 14 to 29 (17-for-51, .333)...was named to the Midwest League Midseason All-Star Game and started at third base for the West squad...went 2-for-3...hit two home runs July 24 against Kane County...went 3-for-17 (.177) with a home run and three RBI in five postseason games for the Snappers...was rated as the A's No. 5 prospect by *Baseball America* following the season.

2012—Was named to the Arizona League Postseason All-Star team in his first season in the United States after batting .325 with four home runs and 42 RBI in 42 games with the A's affiliate in the rookie league...tied for second in the league in RBI, ranked third in doubles (18), fifth in slugging (.50), tied for fifth in extra base hits (25), eighth in batting and 10th in on-base percentage (.403)...hit .333 against left-handed pitching compared to .323 with all four of his home runs against right-handers...batted .367 with runners in scoring position and .364 at home...appeared exclusively at third base on defense (30 games)...went 9-for-14 (.643) with six doubles, a triple, home run, six RBI over a three-game stretch from July 12-15...had five RBI July 13 against the Diamondbacks...went 4-for-9 (.444) with two home runs and six RBI in two postseason games.

2011—Made his professional debut with the A's affiliate in the Dominican Summer League and batted .268 with five home runs and 28 RBI in 53 games...led the team in home runs and tied for the team-lead in RBI...hit .291 against right-handed pitching compared to .167 against left-handers...appeared exclusively at third base on defense where he committed 30 errors in 53 games (.851 fielding percentage)...led DSL third basemen in errors...went 5-for-5 and scored four runs June 30 against the Brewers.

PERSONAL/MISCELLANEOUS

Renato Rafael Núñez was originally signed by Julio Franco and Juan Carlos Villaneuva.

LIFETIME PLAYING RECORD

Year	Club	AVG.	G	AB	R	H	2B	3B	HR	RBI	SH	SF	HP	BB	SO	SB	CS	SLG	OBP	E
2011	DSL A's	.268	53	194	20	52	12	0	5	28	1	2	4	6	42	1	2	.407	.301	30
2012	AZL A's	.325	42	160	31	52	18	3	4	42	0	3	6	17	32	4	0	.550	.403	7
2013	Beloit	.258	128	508	69	131	27	0	19	85	1	3	5	28	136	2	2	.423	.301	40
2014	Stockton	.279	124	509	75	142	28	3	29	96	0	6	13	34	113	2	0	.517	.336	15
2015	Midland	.278	93	381	62	106	23	0	18	61	0	3	4	28	66	1	0	.480	.332	14
2016	Nashville	.228	128	505	61	115	20	2	23	75	0	7	7	31	119	2	0	.412	.278	22
	OAKLAND	.133	9	15	0	2	0	0	0	1	0	0	0	0	3	0	0	.133	.133	0
2017	Nashville	.249	126	473	74	118	27	2	32	78	0	8	5	47	141	2	1	.518	.319	11
	OAKLAND	.200	8	15	1	3	0	0	1	3	0	0	0	1	8	0	0	.400	.250	0
ML Totals		.167	17	30	1	5	0	0	1	4	0	0	0	1	11	0	0	.267	.194	0
Minor League Totals		.262	694	2730	392	716	155	10	130	465	2	32	44	191	649	14	5	.469	.317	139

CAREER TRANSACTIONS

2010 — Signed by the Oakland Athletics organization as a non-drafted free agent, July 2.

NÚÑEZ' CAREER BESTS

Hits: 1 (five times), last: September 29, 2017 at Texas

Home Runs: 1, September 29, 2017 at Texas

Runs Batted In: 3, September 29, 2017 at Texas

Stolen Bases: None

Hitting Streak: 3, September 25 to 29, 2017

Hitless Streak (At Bats): 8, September 23, 2016 to September 17, 2017

Game Ending RBI: None

Grand Slams: None

Pinch-Hit Home Runs: None

Inside-The-Park Home Runs: None

Lead Off Home Runs: None



FIRST BASEMAN/OUTFIELDER

Height/Weight: 6-5 / 241

Bats/Throws: Left / Right

Birthdate: March 29, 1994

Opening Day Age: 24

Birthplace/Resides: Atlanta, Georgia / Lilburn, Florida

Major League Service: 103 days

Obtained: Selected as a compensation pick following the 1st round of the 2012 First-Year Player Draft

Contract Status: First year of a one-year contract through 2018

CAREER HIGHLIGHTS

Has spent parts of the last two seasons with Oakland and is a .243 hitter with 24 home runs and 45 RBI in 70 games...all 24 home runs came in 59 games with the A's last year...added 23 in 79 games with Nashville for a total of 47 home runs overall in 2017...is a .249 (600-for-2405) hitter with 126 home runs and 430 RBI in 665 games in six seasons in the minors...has walked 429 times to fuel a .364 on-base percentage...named the A's Organization Hitter of the Year in 2017... named to the 2015 All-Star Futures Game...was a *Baseball America* Minor League All-Star in 2014 after leading the minors in walks (117) and ranking third in home runs (37)...played for Mesa in the Arizona Fall League in 2014...was rated as the A's No. 6 prospect by *Baseball America* prior to the 2016 season, No. 3 prior to 2015 and No. 10 prior to 2013.

2017 HIGHLIGHTS

The 23-year-old rookie batted .259 with 24 home runs and 45 RBI in 59 games over six stints with the A's...added 22 walks for a .352 on-base percentage...slugged .651 and had a 1.003 OPS... the slugging percentage was fourth highest in Oakland history among players with 200 or more plate appearances and the OPS was ninth best...tied for third among American League rookies in home runs and ranked eighth in RBI...his 24 home runs were third most in Athletics history by a rookie and the most since Mark McGwire set the record with 49 in 1987...they were the most by an Athletic 23 years old or younger since Eric Chavez hit 32 as a 23-year old in 2001...added 23 home runs with Nashville and is the first player to hit 20 home runs in both the majors and the minors since Giancarlo Stanton in 2010 (22 with Florida, 21 with Jacksonville)...averaged 7.88 at bats per home run, which was fourth fewest in ML history among players with a minimum of 200 plate appearances...had more home runs (24) than singles (23)...the home runs were second most in Athletics history (McGwire, 39 homers and 35 singles in 1995) and eighth most in ML history among players with more home runs than singles...49.0% of his hits were home runs, which is the second highest percentage in ML history among players with 200 or more plate appearances (McGwire, STL, 51.8% in 2001)...had just two doubles, which are the fewest in ML history by a player with 20 or more home runs (previous: 4 by Wes Covington, 1957 and Mark McGwire, 2001)...has 24 home runs in 70 career games, which are third most by a Major Leaguer over his first 70 games since at least 1913...had five separate stints over the first four months of the season and hit .196 with four home runs and nine RBI in 18 games...following the Yonder Alonso trade, he was recalled for a sixth time Aug. 8 and batted .283 with 20 home runs and 36 RBI in 41 games before a hamstring strain on Sept. 24 ended his season with a week remaining... the 20 home runs were the most in the AL and tied for second most in the majors over that span (Aug. 8-Sept. 24)...hit 20 home runs after the All-Star Break, which tied for fifth in the AL...it was

HOME RUN BESTS

ATHLETICS, ROOKIE

- 49 Mark McGwire, 1987
- 33 Jose Canseco, 1986
- 24 **Matt Olson, 2017**
- 23 Yoenis Céspedes, 2012
- 22 two players tied

MLB FEWEST AT BATS PER HOME RUN (min. 200 PA)

- 6.52 Barry Bonds, SF (2001)
- 7.27 Mark McGwire, STL (1998)
- 7.38 Mark McGwire, STL (2000)
- 7.88 Matt Olson, OAK (2017)**
- 8.02 Mark McGwire, STL (1999)

OAKLAND A'S MOST, MAJORS AND MINORS

- 52 Mark McGwire, 1996 (52+0)
- 49 Mark McGwire, 1987 (49+0)
- 47 **Matt Olson, 2017 (24+23)**
- 47 Reggie Jackson, 1969 (47+0)
- 44 Jose Canseco, 1991 (44+0)

MLB FIRST 70 CAREER GAMES (since 1913)

- 26 Jose Abreu
- 25 Cody Bellinger
- 24 **Matt Olson**
- 23 Wally Berger
- 23 Gary Sanchez

second most among ML rookies (Judge, NYY 22)...hit .280 (40-for-143) with 20 of his 24 home runs against right-handed pitching, .196 (9-for-46) against left-handers...slugged .713 against righties, .457 against lefties...batted .318 during the day, .208 at night...hit .290 at home, .229 on the road...batted .217 with runners in scoring position, including .163 with RISP and two outs...was 0-for-7 with a walk with the bases loaded...started 38 games at first base (including each of his 36 starts during his final stint) and 10 in right field...committed two errors, both at first base for a .995 fielding percentage...had three assists in 12 games as an outfielder...the A's had a 26-22 (.542) record with him in the starting lineup, 49-65 (.430) without.

OAKLAND: Was recalled for the first time April 21 and went 0-for-3 in a start in right field against Seattle April 23 before he was optioned to Nashville April 27...also appeared in just one game during his second stint from June 3-4, delivering a pinch hit bases loaded walk in the ninth inning on the 4th against Washington...went 0-for-6 with a walk in four games during his third stint from June 10-13...recalled for a fourth time June 22 and hit .225 with four home runs and eight RBI in 10 games...hit his first Major League home run June 24 at Chicago (AL), a two-run shot off James Shields in the first inning...added another two-run homer in the seventh inning for his first career multi-homer game...had four RBI, which is a career high...went 1-for-2 in two games during his fifth stint from July 21-23...was recalled for good Aug. 8 and hit .283 with 20 home runs and 36 RBI over his final 41 games...homered in three straight games for the first time in his career Aug. 11-13...did it again Aug. 27-30 and Sept. 3-5...also homered in five consecutive games from Sept. 15-19 to tie the ML rookie record for consecutive games with a home run...was the first Oakland player to do it and the second Athletic (George Alusik, Aug. 7-11, 1962)...homered in each of his final nine series from Aug. 25 to Sept. 24...is the only rookie in Major League history with 15 home runs over a 21-game stretch (Aug. 27-Sept. 19) and 16 home runs over a 23-game span (Aug. 27-Sept. 22)...his 15 home runs over 21 games are the most by any player in Oakland history...matched bests by Reggie Jackson in 1969 with 13 home runs over 18 games from Sept. 3-22 and 16 home runs over 23 games from Aug. 27-Sept. 22...had his first career three-hit game Aug. 27 against Texas...hit .305 with seven home runs and 14 RBI in 19 games in August...led AL rookies and tied for second among ML rookies in August home runs...then hit 266 with 13 home runs and 22 RBI in 22 games in September...the home runs were second most in ML history by a rookie in the month of September to Aaron Judge, who had 15 in 2017...they tied for second most by a rookie in any month over the last 30 seasons (Bellinger, LAD 13 in June 2017)...they tied for the most by any Athletics player in September (Jason Giambi, 2000)...ranked second in the AL in home runs in September and tied for eighth in RBI, despite missing the final week of the season...had his second career two-homer game Sept. 4 against Los Angeles (AL)...homered nine times over a 12-game stretch from Sept. 9 (Game 2)-22...was hit by a pitch in three consecutive games from Sept. 10-13, matching the longest such streak by an Athletic over the last 41 years (third time, last: Olmedo Saenz, May 4-6, 2001)...strained his hamstring Sept. 24 against Texas and missed the final seven games of the season.

NASHVILLE: Was named the A's Organization Hitter of the Year after batting .272 with 23 home runs and 60 RBI in 79 games with Nashville...added 45 walks for a .367 on-base percentage...slugged a minor league career high .568...was tied for fifth in the Pacific Coast League in home runs at the time of his final promotion to Oakland on Aug. 8...hit .293 (68-for-232) with 19 of his 23 home runs against right-handed pitchers, .194 (12-for-62) against left-handers...had a .995 OPS against righties, .707 against lefties...batted .344 on the road, .215 at home...had a .442 on-base percentage on the road and reached base safely in all 34 of his road games, which was the longest such streak in the PCL...had a .333 batting average and .403 on-base percentage when leading off an inning...hit .162 with RISP and two outs...appeared in 73 games at first base, six at designated hitter and one at third base...made two errors at first base for a .997 fielding percentage...saw most of his playing time batting third (47 games)...was hitting .216 in 14 games at the time of his first promotion to Oakland April 21...returned to Nashville April 28 and had his first of two four-hit games the next day against New Orleans (also May 21 at Sacramento)...slugged his first two-homer game of the season May 13 against Albuquerque...had a season-best 10-game hitting streak from May 15 to 25...went 17-for-45 (.378) with six doubles, four home runs and 14 RBI during the streak...had an extra base hit in each of the first nine games during the streak...struck out a season-high four times May 26 against Omaha...finished the month of May with nine home runs and 26 RBI in 29 games...then had his second two-homer game with the Sounds

June 2 at Iowa...sandwiched a nine-game minor league hitting streak around his fifth stint with the A's...went 13-for-35 (.371) with four doubles, his only triple, three home runs and 11 RBI during the streak, which ran from July 13-27...went 1-for-2 with four walks, a grand slam and a season-high tying four RBI July 19 at Iowa...homered in three of his four games in August before his final promotion to Oakland.

CAREER

2016—Made his Major League debut with Oakland as a September call-up and went 2-for-21 (.095) in 11 games...added seven walks for a .321 on-base percentage...went 2-for-18 (.111) against right-handed pitchers, 0-for-3 against lefties...appeared in five games (four starts) in right field and four games (two starts) at first base...did not commit an error...also went 0-for-4 as a pinch hitter...was selected from Triple-A Nashville Sept. 12 following the conclusion of the Sounds season...made his debut that day at Kansas City and walked as a pinch hitter in the ninth inning...became the first player drafted by the A's out of high school to reach the majors with Oakland since Trevor Cahill (2nd round in 2006, debut in 2009) and the first non-pitcher since Eric Chavez (1st round 1996, debut in 1998)...went 0-for-3 with two walks in his first start (first base) Sept. 15 against the Royals...singled off Nick Martinez in the third inning Sept. 25 against Texas for his first Major League hit...his first extra base hit was a double in his final game on Oct. 2 at Seattle...batted .235 with 17 home runs and 60 RBI in 131 games in his Triple-A debut with Nashville...added 71 walks for a .335 on-base percentage...tied for third in the Pacific Coast League in doubles (34), ranked fifth in walks, tied for sixth in extra base hits (52) and ninth in strikeouts (132)...ranked second in the A's farm system in doubles and walks, tied for second in extra base hits, sixth in home runs and ninth in runs (69)...led the Sounds in doubles, walks and strikeouts...hit .256 with 16 of his 17 home run off right-handed pitchers compared to .167 against left-handers...slugged .475 against righties, .250 against lefties...had an .830 OPS vs. righties, .512 vs. lefties...batted .218 with eight home runs and 35 RBI in 84 games before the All-Star Break, .263 with nine home runs and 25 RBI in 47 games after the break...had 11 home runs and 41 RBI in 64 games on the road, six home runs and 19 RBI in 67 games at home...hit .304 when leading off an inning...batted .368 with four of his 17 home runs in the ninth inning...appeared in 81 games in right field and 49 at first base...did not commit an error at first base but had five as an outfielder for a .966 fielding percentage...hit in every spot in the order except first and ninth...batted fourth and seventh 33 times each and hit sixth 31 times...stole his only base of the season May 15 against Fresno...was hitting .182 as late as May 20 but then hit safely in each of his next six games to lift his average over .200 (.220)...went 11-for-29 (.379) with five doubles over that six-game stretch...including May 24 at Las Vegas when he collected a season-high four hits...hit .356 (16-for-45) with 13 runs scored, six doubles, three home runs and nine RBI over his next 13 games through July 15...homered in back-to-back games for the only time July 14 and 15 at El Paso...drove in a season-high four runs in the latter contest...hit his 100th career minor league home run Aug. 20 at Omaha...had his longest hitting streak of the year, a regular season ending seven-game streak beginning Aug. 27 (12-for-29, .414)...then hit .263 with four walks, a home run and three RBI in five games for Nashville in the PCL Semifinals.

2015—Made his Double-A debut with Midland and spent the entire season with the Rock Hounds, batting .249 with 17 home runs and 75 RBI in 133 games...added 105 walks for a .388 on-base percentage...ranked second in all of minor league baseball in walks to teammate Colin Walsh (124)...had career highs in doubles (37), stolen bases (5), hit by pitches (6) and sacrifice flies (8)...tied for the Texas League lead in intentional walks (6), ranked second in walks, tied for second in extra base hits (54) and strikeouts (139), third in doubles, RBI and on-base percentage, fourth in runs (82), tied for fourth in home runs, fifth in games and tied for ninth in hit by pitches...ranked second in the A's farm system in walks and on-base percentage, tied for second in extra base hits, third in doubles, tied for third in RBI, fourth in runs and home runs, eighth in slugging percentage (.438) and ninth in total bases (204)...named to the Texas League Midseason All-Star Team and the All-Star Futures Game...hit .260 against right-handed pitching compared to .219 against left-handers...had a .217 batting average during the first half, .281 in the second half...hit .282 with runners in scoring position but that marked dropped to .167 with RISP and two outs...belted 11 of his 17 home runs with runners on base...appeared in 62 games at first base, 59 in right field and two at third base...made three errors as a first baseman (.995 fielding percentage) and four as an outfielder (.974)...also had 11 outfield assists, which tied for fourth in

the TL...saw hit most action with 44 games hitting cleanup and 43 batting sixth...reached base safely via hit or walk in 116 of his 133 games...got off to a fast start as he hit .276 with six home runs, 16 RBI and 18 walks (.442 on-base percentage) over his first 18 games through April 28...reached base safely in 21 consecutive games from April 20 to May 12...hit .240 with a .404 on-base percentage during the streak...singled and walked a season-high four times in five plate appearance June 14 against Frisco...started at designated hitter for the South All-Stars in the Texas League All-Star Game at Corpus Christi June 30 and went 0-for-4...went 1-for-2 for the United States team in the All-Star Futures Game at Cincinnati July 12...had his only two homer game of the season and collected a season-high five RBI July 27 at Frisco...reached base safely in each of his final 20 regular season games beginning Aug. 15...hit .309 with a .453 on-base percentage over that span...that included a season-high and season-ending 10-game hitting streak beginning Aug. 28 (14-for-32, .438)...batted .185 with a home run and four RBI in seven postseason games for the Texas League Champion RockHounds...was rated as the A's sixth best prospect by *Baseball America* following the season.

2014—Was named to the California League Postseason All-Star Team after batting .262 with 37 home runs and 98 RBI in 138 games...added 117 walks for a .404 on-base percentage...the walks were the most in all of the minor leagues and the home runs were third best behind Kris Bryant (43) and Joey Gallo (42)...also ranked third in the minors in runs (111), fifth in total bases (278) and tied for sixth in extra base hits (69)...was named to the *Baseball America* Minor League All-Star Team...led the Cal League in home runs, runs, walks, extra base hits and total bases, tied for the lead in games, ranked third in RBI and on-base percentage, sixth in slugging percentage (.543), tied for sixth in strikeouts (137) and 10th in doubles (31)...topped the A's farm system in home runs, RBI, runs, walks, extra base hits, total bases and slugging percentage, ranked second in on-base percentage, fifth in doubles and sixth in hits (134)...his 37 home runs were third best by an A's farmhand since the club moved to Oakland in 1968 (39, Adam Piatt in 1999 and Chris Carter in 2008)...hit .288 with 22 home runs and 61 RBI in 70 games after the All-Star Break...batted .265 with 30 of his 37 home runs against right-handed pitching compared to .252 against left-handers...had a .318 batting average and .421 on-base percentage when leading off an inning...appeared in 107 games at first base, eight in right field and one in left field...led CL first basemen in fielding percentage (.993)...reached base safely in 21 consecutive games from May 8 to 29...hit .296 with a .436 on-base percentage during the streak...had his first of four two-homer games May 13 against San Jose...had three two-homer games over a nine-game stretch from June 19 to 27...was 14-for-36 (.389) with 14 runs, three doubles, eight home runs and 15 RBI over that span...went 5-for-6 with a double, two home runs and five RBI June 19 against Bakersfield...one of the home runs was a grand slam...added two more two-homer games in June on the 22nd against Bakersfield and the 26th at Bakersfield...hit 10 home runs in June, which tied for second most in the minors...went 3-for-7 (.429) with two doubles, two walks and a RBI in two postseason games for Stockton...then played for Mesa in the Arizona Fall League following the season and hit .257 with a .435 on-base percentage, four home runs and eight RBI in 11 games...was named to the AFL Top Prospects Team at first base and played in the AFL Fall Stars Game...was rated by *Baseball America* as the No. 3 prospect in the A's farm system.

2013—Spent the entire season at Single-A Beloit where he hit .225 with 23 home runs and 93 RBI in 134 games...added 72 walks for a .326 on-base percentage...ranked second in the Midwest League in home runs and RBI, third in extra base hits (55), fifth in walks and tied for 10th in doubles (32)...also tied for the league lead in games and ranked second in strikeouts (148)...was named to ML Midseason All-Star Team...ranked second in the A's farm system in home runs, RBI and extra base hits, tied for fourth in doubles, seventh in walks and ninth in total bases (209)...hit .241 against right-handed pitching compared to .180 against left-handers...hit .373 with runners in scoring position and two outs...appeared in 127 games at first base and was named the best defensive first baseman in the ML by *Baseball America*...led league first baseman in games, total chances (1220), putouts (1109) and assists (102) and tied for the lead in double plays (97)...committed nine errors for a .993 fielding percentage...batted .429 with four home runs and 16 RBI over a 16-game stretch from April 25 to May 10...had his first of two two-homer games Aug. 11 at Burlington...was named Midwest League Player of the Week for the week of Aug. 19-25 after going 11-for-29 (.379) with eight runs scored, five doubles, five home runs, 12 RBI and four multiple hit games in seven games...had his second two-homer game of the season Aug. 21 at

Kane County...tied for second in all of minor league baseball with 10 home runs in August...added 30 RBI in 28 games...went 1-for-16 (.063) with a double, RBI and four walks in five postseason games for the Snappers.

2012—Batted .282 with nine home runs and 45 RBI in 50 games with the A's affiliate in the Arizona Rookie League and Short Season Single-A Vermont...ranked second in the Arizona League in home runs (8) and fourth in doubles (16) and RBI...hit .283 with eight of his nine home runs and 36 of his 45 RBI against right-handed pitching compared to .278 against left-handers...appeared in 40 games at first base and one at catcher...went 4-for-5 with two doubles, a home run, four RBI and four runs scored in his professional debut June 24 at the Indians...had a season-best 10-game hitting streak from Aug. 12 to 25...went 14-for-39 (.359) with three home runs and 12 RBI during the streak...homered in his first game with Vermont Sept. 2 against Tri-City...was named the A's No. 10 prospect by *Baseball America* following the season.

PERSONAL/MISCELLANEOUS

Matthew Kent Olson was originally signed by A's scout Matt Ranson...graduated from Parkview High (GA) School in 2012...was drafted 47th overall as compensation for the loss of free agent David DeJesus.

LIFETIME PLAYING RECORD

Year	Club	AVG.	G	AB	R	H	2B	3B	HR	RBI	SH	SF	HP	BB	SO	SB	CS	SLG	OBP	E
2012	AZL A's	.282	46	177	29	50	16	1	8	41	0	2	2	16	46	0	0	.520	.345	3
	Vermont	.273	4	11	3	3	0	0	1	4	0	1	1	3	4	0	0	.545	.438	0
2013	Beloit	.225	134	481	69	108	32	0	23	93	0	3	2	72	148	4	3	.435	.326	9
2014	Stockton	.262	138	512	111	134	31	1	37	97	0	0	5	117	137	2	0	.543	.404	7
2015	Midland	.249	133	466	82	116	37	0	17	75	0	8	6	105	139	5	1	.438	.388	7
2016	Nashville	.235	131	464	69	109	34	1	17	60	2	3	0	71	132	1	0	.422	.335	5
	OAKLAND	.095	11	21	3	2	1	0	0	0	0	0	0	7	4	0	0	.143	.321	0
2017	Nashville	.272	79	294	56	80	16	1	23	60	0	3	1	45	83	3	0	.568	.367	2
	OAKLAND	.259	59	189	33	49	2	0	24	45	0	0	5	22	60	0	0	.651	.352	2
ML Totals		.243	70	210	36	51	3	0	24	45	0	0	5	29	64	0	0	.600	.348	2

CAREER TRANSACTIONS

2012 — Selected by the Oakland Athletics organization as a compensation pick (47th selection overall) following the 1st round of the First-Year Player Draft.

OLSON'S CAREER BESTS

Hits: 3 (twice), last: September 4, 2017 vs. Los Angeles (AL)

Home Runs: 2 (twice), last: September 4, 2017 vs. Los Angeles (AL)

Runs Batted In: 4, June 24, 2017 at Chicago (AL)

Stolen Bases: None

Hitting Streak: 5 (four times), last: September 15 to 19, 2017

Hitless Streak (At Bats): 12, October 2, 2016 to June 10, 2017

Game Ending RBI: None

Grand Slams: None

Pinch-Hit Home Runs: None

Inside-The-Park Home Runs: None

Lead Off Home Runs: None

**RIGHT-HANDED PITCHER****Height/Weight:** 6-3 / 205**Bats/Throws:** Right / Right**Birthdate:** May 7, 1991**Opening Day Age:** 26**Birthplace/Resides:** Greenville, South Carolina / Simpsonville, South Carolina**Major League Service:** 98 days**Obtained:** Acquired from the Seattle Mariners with Alexander Campos for Ryon Healy, November 15, 2017**Contract Status:** First year of a one-year contract through 2018**CAREER HIGHLIGHTS**

Was originally selected by Seattle in the 10th round of the 2013 First-Year Player Draft and spent the first five seasons of his professional career with the Mariners organization before he was dealt to the A's following the 2017 season...made his Major League debut with Seattle in 2017, going 2-3 with a 3.22 ERA in 34 relief appearances...is 13-16 with 51 saves and a 2.45 ERA (70 er in 257.1 ip) in 168 career minor league appearances...has struck out 305 in 257.1 innings (10.67 per nine innings)...pitched for Puerto Rico in the 2017 World Baseball Classic...was a Southern League Midseason All-Star in 2016...played for Peoria in the Arizona Fall League in 2016...named to the Appalachian League Postseason All-Star Team in 2013.

2017 HIGHLIGHTS

Made his Major League debut with Seattle and was 2-3 with a 3.22 ERA in 34 relief appearances over four stints...struck out 56 batters in 50.1 innings (10.01 strikeouts per nine innings) and walked just eight (1.43 per nine innings) for a strikeout-to-walk ratio of 7.00...ranked fifth among American League relievers in walks per nine innings, sixth in strikeout-to-walk ratio and 10th in opponents on-base percentage (.246)...allowed a .212 opponents batting average, which included .189 (23-for-122) against right-handed hitters compared to .258 (16-for-62) against left-handers...surrendered four of his seven home runs to lefties for a .532 slugging percentage (.279 against righties)...had a .136 opponents batting average with two outs, .149 with two strikes and .172 with runners in scoring position...opponents were 0-for-12 with RISP and two outs and 0-for-5 with the bases loaded...first batters faced were 8-for-34 (.235) with no walks and a home run (.324 slugging percentage)...allowed 4-of-16 (25.0%) inherited runners to score...compiled a 1.74 ERA and .153 opponents batting average in 13 day games compared to a 4.25 ERA and .250 opponents batting average in 21 games at night...had a 4.32 ERA in 15 outings on one day of rest or fewer, a 2.67 ERA in 19 appearances on two days rest or more...posted a 5.71 ERA in 16 games against AL West competition, 1.91 in 18 games against everyone else...logged a 1.35 ERA in three interleague appearances...tossed two or more innings in 12 of his 34 appearances...pitched for Puerto Rico in the 2017 World Baseball Classic and did not allow a run in two appearances (2.0 ip, 1 h, 1 bb).

SEATTLE: Was selected from Triple-A Tacoma May 2 and made his Major League debut the next day against Los Angeles (AL)...relieved Hisashi Iwakuma with a runner on first and no outs in the sixth inning and the Mariners leading 4-2...allowed a Valbuena single, a Simmons sacrifice fly, a Revere single and a Pennington RBI single (0.1 ip, 3 h, 3 r, 3 er)...the three runs were a season-high (also Aug. 3 at Kansas City and Sept. 17 at Houston)...allowed two runs in his next appearance May 5 against Texas...struck out Gallo with two outs in the 11th inning for his first strikeout but allowed two runs in the 13th inning for the loss...had a 16.88 ERA in two games when he was optioned to Tacoma May 6...then logged a 2.45 ERA over his final 32 contests...was recalled for his second stint May 22 and tossed a season-high 4.0 scoreless innings of relief the next day in the Mariners 10-1 loss at Washington...went 0-for-2 with a strikeout in that game in his first at bats as a professional...was optioned back to Tacoma May 24...returned June 10 and faced Toronto the next day...matched his season high with 4.0 scoreless and hitless innings of relief and struck out a season-high five (1 bb) and was sent back to Tacoma June 12...recalled for his fourth stint July 7 and spent the remainder of the season with the Mariners, logging a 2.95 ERA over his final 30 games...did not allow a run in his first game back on July 16 at Chicago (AL), giving him a season-

high 10.1-inning scoreless streak dating back to May 23...walked two batters in 2.1 innings that day, his only outing with more than one walk...earned his first ML win Aug. 9 at Oakland when he tossed 2.2 scoreless innings in the Mariners 6-3 win.

TACOMA: Began the season at Tacoma and went 2-1 with five saves and a 2.56 ERA in 23 relief appearances with the Rainiers...did not allow a home run in 31.2 innings...struck out 36, an average of 10.23 per nine innings...allowed a .171 opponents batting average, including .157 (11-for-70) against right-handed hitters compared to .195 (8-for-41) against left-handers...opponents hit .133 with runners in scoring position...yielded a .267 average to batters leading off an inning...allowed 2-of-12 (16.7%) inherited runners to score...converted all five of his save opportunities...posted a 0.53 ERA in 13 games at home, a 4.91 ERA in 10 contests on the road...issued a season-high three walks April 18 at El Paso and had seven walks over his first five games and 9.0 innings through April 24...then walked just one batter over his final 22.2 innings...allowed a season-high three runs April 24 at Albuquerque...recorded his first save and struck out a season-high four batters April 29 against Sacramento...had a 3.27 ERA in six relief appearances when he was recalled by Seattle the first time May 2...returned May 6 and logged a 3.18 ERA in four games before returning to the Mariners May 22...pitched five times during his third stay from May 24 to June 9 (3.68 ERA)...did not allow a run over his final 11 games (13.2 ip) with Tacoma beginning June 3...tossed a season-high 2.2 scoreless innings June 5 against Reno...was on the temporary inactive list from June 13 to 16 for the birth of his child...returned to Seattle for good on July 7.

CAREER

2016—Combined to go 5-3 with 10 saves and a 2.49 ERA in 41 relief appearances with Double-A Jackson and Triple-A (June 18-end of season)...limited opponents to a .192 average, while walking 29 and striking out 84...averaged 11.63 strikeouts per 9.0 innings...struck out a season-high five batters in 2.0 innings on May 6 vs. Jacksonville with Jackson...allowed one hit and did not walk a batter...tossed a season-high 13.2 scoreless innings over nine relief appearances, April 22-May 21, going 2-0 with six saves...struck out 20 over that stretch...named to the Southern League Midseason All-Star team but did not pitch in the game due to his promotion to Tacoma...named Southern League Pitcher of the Week, June 6-12...had a win and a save in three games and did not allow an earned run (1 h, 1 bb, 10 so)...made his Triple-A debut with the Rainiers on June 18 against Fresno (2.1 ip, 2 h, 0 r, 0 er, 2 bb, 3 so)...earned his first Triple-A win Aug. 23 against Las Vegas (2.2 ip, 3 h, 0 r, 0 er, 1 bb, 0 so)...pitched for Peoria in the Arizona Fall League following the season and had a loss, a save and a 6.55 ERA in 11 relief appearances...struck out 12 batters in 11.0 innings but also walked eight.

2015—Spent the entire season with Single-A Bakersfield...limited opponents to a .218 batting average, while averaging 10.11 strikeouts per 9.0 innings (88 so, 78.1 ip)...tied for 10th in the California League and tied for fifth among all Mariners farmhands with eight saves...went 2-4 with five saves and a 1.83 ERA over his final 29 appearances, May 19-Sept. 6...tossed a season-high 16.0 consecutive innings without an earned run, Aug. 2-Sept. 6...went 1-0 with four saves and a .156 opponents batting average and 19 strikeouts over that stretch...struck out at least 1 batter in 38 of 42 appearances, including a season-high 5 batters on Aug. 21 at San Jose when he tossed 3.0 scoreless innings with no hits and no walks.

2014—Spent season with Single-A Clinton...led all Mariners farmhands and tied for fifth in the Midwest League with 16 saves...held opponents scoreless in 29 of 42 appearances, including tossing a season-high 11.0 scoreless innings over a seven-game stretch from April 15 to May 7...averaged 10.0 strikeouts per 9.0 innings...pitched for Gigantes de Carolina in the Puerto Rican Winter League.

2013—Began his professional career with Pulaski...was the only relief pitcher named to the Appalachian League Postseason All-Star team...promoted to Short Season Single-A Everett Aug. 14...allowed his first run of the season Aug. 22, snapping a string of 22.1 scoreless innings to begin his career...participated in the Mariners Instructional League.

PERSONAL/MISCELLANEOUS

Emilio Enrique Pagán was originally signed by Mariners scout Devitt Moore... graduated from J.L. Mann (SC) High School in June, 2009...played two seasons at Gardner-Webb in 2010-11, before transferring to Belmont Abbey College...graduated from Belmont Abbey College in 2013; was the 9th player selected and the highest player selected in school history.

LIFETIME PITCHING RECORD

Year	Club	W	L	ERA	G	GS	CG	SHO	SV	IP	H	R	ER	HR	HB	BB	IBB	SO	WP	BK
2013	Pulaski	1	0	0.00	15	0	0	0	12	20.1	9	0	0	0	1	5	0	27	1	0
	Everett	0	1	4.50	5	0	0	0	0	6.0	8	4	3	1	0	1	0	8	1	0
2014	Clinton	2	3	2.89	42	0	0	0	16	56.0	43	19	18	4	4	14	1	62	1	0
2015	Bakersfield	3	8	2.53	42	0	0	0	8	78.1	63	29	22	5	5	27	1	88	4	2
2016	Jackson	4	1	1.17	18	0	0	0	9	30.2	19	4	4	1	1	11	0	45	3	0
	Tacoma	1	2	3.67	23	0	0	0	1	34.1	28	14	14	6	0	18	0	39	0	0
2017	Tacoma	2	1	2.56	23	0	0	0	5	31.2	19	9	9	0	2	8	0	36	0	0
	SEATTLE	2	3	3.22	34	0	0	0	0	50.1	39	20	18	7	1	8	0	56	1	0
Major League Totals		2	3	3.22	34	0	0	0	0	50.1	39	20	18	7	1	8	0	56	1	0

CAREER TRANSACTIONS

2013 — Selected by the Seattle Mariners organization in the 10th round of the First-Year Player Draft. **2017** — Traded to the Oakland Athletics with minor league infielder Alexander Campos for infielder Ryon Healy, November 15.

WORLD BASEBALL CLASSIC PITCHING RECORD

Year	Club	W	L	ERA	G	GS	CG	SHO	SV	IP	H	R	ER	HR	HB	BB	IBB	SO	WP	BK
2016	Puerto Rico	0	0	0.00	2	0	0	0	0	2.0	1	0	0	0	0	1	0	0	0	0

PAGAN'S CAREER BESTS

Low Hit Complete Game: None

Innings Pitched: 4.0 (twice), last: June 11, 2017 vs. Toronto

Strikeouts: 5, June 11, 2017 vs. Toronto

Pitches: 46, May 23, 2017 at Washington

Longest Winning Streak: 1 (twice), last: September 26, 2017 to present

Longest Losing Streak: 2, May 5 to August 3, 2017

Longest Scoreless Streak: 10.1, May 23 to July 16, 2017

**RIGHT-HANDED PITCHER****Height/Weight:** 6-1 / 256**Bats/Throws:** Right / Right**Birthdate:** November 22, 1984 **Opening Day Age:** 33**Birthplace/Resides:** Maracaibo, Venezuela / Maracaibo, Venezuela**Major League Service:** 7 years, 16 days**Obtained:** Signed as a free agent, December 7, 2017**Contract Status:** First year of a two-year contract through 2019 with a club option for 2020**CAREER HIGHLIGHTS**

Has spent 10 seasons in the majors with five different teams (Florida, 2006; Arizona 2007-09; San Francisco, 2012-15; Washington, 2016; Los Angeles-AL, 2017) and is 28-34 with 4.31 ERA in 257 career appearances, including 59 starts...56 of the starts came over his first seven seasons as he has 135 relief appearances and three starts over the last three years...has issued just one first-batter walk in 198 career relief appearances...pitched for Venezuela in the 2017 World Baseball Classic...was a member of the 2014 World Champion San Francisco Giants...established a Major League record for consecutive batters retired in a single season, retiring 46 consecutive batters over eight appearances (six in relief) from July 22 to Aug. 28, 2014...came within one out of a perfect game with the Giants in 2013...pitched in the Mexican League in 2011...played for the World Team in the 2005 Futures Game.

2017 HIGHLIGHTS

Signed a minor league deal with Los Angeles (AL) Feb. 15, made the Angels Opening Day roster and spent the entire season in the majors...appeared in a career high 60 games and went 5-2 with a career-high four saves and a career-low 2.76 ERA...also had career-lows in opponents batting average (.207), on-base percentage (.249), slugging percentage (.321) and OPS (.571)...matched his best in wins...struck out 101 batters in 91.1 innings (9.95 per nine innings) and walked just 18 (1.77 per nine innings) for a strikeout-to-walk ratio of 5.61...made one start and his 87.1 innings pitched in relief were the most among Major League relievers...tied for sixth among American League relievers in strikeouts (96)...stranded all 20 of his inherited runners, which were the most in the majors among pitchers with no inherited runners scored...they tied for the most by any AL pitcher with no inherited runners scored dating back to 1974 (Shane Greene, DET 2016) and tied for second most by any ML pitcher (22, Randy Meyers, TOR-SD in 1998)...has allowed just 2-of-34 (5.9%) inherited runners to score over the last two years and 14-of-78 (17.9%) in his career...first batters faced were 8-for-58 (.138) with no walks...had the lowest first batter faced on-base percentage in the majors...ranked third in the AL in first batter OPS (.379) and tied for seventh in batting...the on-base percentage was the lowest by an Angels reliever dating back to 1974, the OPS was fourth lowest and the batting average was sixth lowest...has issued just one first-batter walk in 198 career relief appearances...his opponents batting average included a .186 (36-for-194) mark against right-handed hitters compared to .237 (33-for-139) against left-handers...issued 13 of his 18 walks to lefties for a .307 on-base percentage (.205 vs. righties)...opponents went 2-for-24 (.083) with runners in scoring position and two outs...yielded a .150 average with two strikes...compiled a 2.27 ERA but allowed seven of his nine home runs in 30 games at home compared to a 3.30 ERA in 30 games on the road...logged a 1.03 ERA during the day, 3.46 at night...posted a 1.00 ERA in five interleague appearances and now has a 1.21 ERA (5 er in 37.1 ip) and .163 (21-for-129) opponents batting average in 19 career interleague outings...ranked second among AL relievers in pitches thrown (1299)...tossed at least one inning in 55 of his 59 relief appearances, including two or more 22 times...did not walk a batter in 47 of his 60 appearances...made one start for Venezuela in the World Baseball Classic on March 12 against Mexico and took the loss (2.0 ip, 3 h, 5 r, 5 er, 2 bb, 0 so).

LOS ANGELES: Did not allow a run over his first three appearances (4.0 ip)...then allowed at least one run in five of his next six outings from April 12 to 28 (4.35 ERA)...tossed 3.0 innings of relief April 21 against Toronto, his longest outing of 2017 as a reliever (also May 16 vs. Chicago-AL and

July 25 at Cleveland)...issued a season-high three walks May 10 at Oakland...tossed 3.0 innings of relief in the Angels 7-6, 11-inning win over Chicago (AL) on May 16 for his first win of the season...that began a career-high five-game winning streak that ran through Sept. 15...did not allow a run in 12 of 14 games from May 23 to June 28 (1.86 ERA)...finished May with a 1.47 ERA and .148 opponents batting average in 10 appearances...was credited with his first save of the season June 25 at Boston when he tossed 2.0 scoreless innings in the Angels 4-2 win...each of his other three saves were one-inning saves...allowed five runs over a four-game stretch from June 30 to July 15 (11.25 ERA)...then logged a 0.79 ERA over a 21-game span from July 21 to Sept. 16...made his only start of the season July 29 at Toronto and had a no decision in a 6-5 Angels win...tossed a season-high 4.0 innings, allowed one unearned run and struck out a season-high five batters (3 h, 0 bb)...it came on three days rest as he tossed 3.0 scoreless innings of relief in his previous outing July 25 at Cleveland...had a career-high 17.0-inning scoreless streak from Aug. 20 to Sept. 20...posted a 1.76 ERA in 11 games in August...struck out a season-high tying five batters in 2.0 scoreless innings of relief Sept. 8 at Seattle...was charged with his only two losses of the season in consecutive outings on Sept. 20 against Cleveland and Sept. 22 at Houston...allowed three runs in each outing, which matched his season high (also May 20 at New York-NL and June 7 at Detroit)...that started a season-ending stretch where he allowed eight runs over his final five games and 5.1 innings (13.50 ERA).

CAREER

2016—Signed with Washington as a free agent and went 3-5 with a save and a 4.50 ERA in 36 games, including one start, in his only season with the Nationals...the ERA was his highest since posting a 4.58 ERA with Arizona in 2007...allowed a .272 opponents batting average, which included .271 against right-handed hitters compared to .275 against left-handers...had a .698 OPS against righties, .925 against lefties...opponents hit .226 with runners in scoring position...had a 2.62 ERA and .245 opponents batting average in 22 games before the All-Star Break, a 9.35 ERA and .354 opponents average in 14 games after the break...allowed 2-of-14 (14.3%) inherited runners to score...first batters faced hit .382 with a 1.076 OPS...compiled a 3.08 ERA in 19 games on the road, a 6.75 ERA in 17 games at home...had a .365 opponents average with no outs, .256 with one out and .167 with two outs...logged a 1.74 ERA and .118 opponents batting average in five interleague appearances...tossed more than one inning in 22 of his 35 relief appearances, including two or more 13 times...logged a season-high 4.2 innings of relief and struck out a season-high six April 24 against Minnesota...finished April with a 2.77 ERA and .178 opponents batting average in five appearances and then posted a 2.08 ERA in eight games in May...began May with a six-game, 10.2-inning scoreless streak to lower his season ERA to 1.52 on May 23...was credited with his only save of the season June 17 at San Diego when he tossed a scoreless ninth inning in the Nationals 7-5 win...then made his only start three days later on June 20 at Los Angeles (NL)...was the losing pitcher in a 4-1 loss (6.0 ip, 5 h, 3 r, 3 er, 1 bb, 5 so)...did not allow a run over his next six relief appearances from June 25 to July 24 (8.0 ip)...then went 0-4 with a 10.13 ERA over his final 12 games.

2015—In his fourth season with San Francisco, was used as the Giants' long reliever and appeared in 42 games...pitched two or more innings in 20 of his 41 relief appearances...made one start, May 23 at Colorado...opponents hit .211 off him with runners in scoring position...relieved Tim Lincecum May 8 at Miami and tossed 3.0 scoreless, no-hit innings to earn his first career save in the Giants 6-0 win...according to the *Elias Sports Bureau*, no Giants pitcher had picked up a save by throwing 3.0-scoreless innings without allowing a hit since Jeff Brantley in 1991.

2014—Went 5-5 with a 3.69 ERA in 39 games, including 12 starts...made spot starts, but was inserted into the Giants' rotation on Aug. 28 in place of RHP Tim Lincecum...went 3-4 with a 5.03 ERA in his 12 starts...was 2-1 with a 1.84 ERA in 27 appearances out of the bullpen...established career-highs in wins (five), innings pitched (117.0) and strikeouts (133)...ranked sixth in the majors in strikeouts per nine innings (10.23) among pitchers with at least 100.0 innings pitched...ranked eighth with a 6.05 strikeout-to-walk ratio...established a Major League record for consecutive batters retired in a single season, retiring 46 consecutive batters over eight appearances (six in relief) from July 22 to Aug. 28...his streak was broken up by the Rockies Jordan Lyles, who doubled to left field with two outs in the third inning...tossed his second career complete game Sept. 9 against Arizona...faced 70-consecutive batters without going to a three-ball count from

Sept. 2-20...went 3-0 with a 1.42 ERA in four relief appearances during the 2014 postseason...was the first relief pitcher to have three relief wins each consisting of at least 3.0 scoreless innings in a single postseason...earned the win with 6.0 scoreless innings of relief, striking out seven in the Giants' 18-inning, Game 2 Division Series win at Washington...singled in the fourth inning of Game 4 of the World Series to become the first relief pitcher to collect a hit in a World Series game since Toronto's Al Leiter in Game 4 of the 1993 World Series against Philadelphia.

2013—Spent the majority of the 2013 season with Triple-A Fresno, going 5-6 with a 4.52 ERA in 15 starts...struck out 91 batters in 87.2 innings...had his contract purchased July 23 and enjoyed two stints in the majors with the Giants...went 4-1 with a 3.56 ERA in eight games (seven starts) for San Francisco...nearly turned in a historic performance Sept. 6 against Arizona, when he came within one out of tossing the 24th perfect game in Major League history before Eric Chavez singled to right field...became just the 12th player in Major League history to lose a perfect game with two outs in the ninth inning...it was his first career shutout (1 h, 0 bb, 7 so)...recorded a career-best 10 strikeouts in his start on Sept. 1 at Arizona in the Giants' 8-2 victory.

2012—Made 28 starts for Triple-A Fresno, going 7-7 with a 3.46 ERA...struck out 153 batters in 166.2 innings...was named Pacific Coast League Pitcher of the Week for the week of May 29...had his contract selected by the Giants on Sept. 7...returned to the big leagues for the first time since 2009...made one start for San Francisco, Sept. 23 against San Diego (4.2 ip, 7 h, 2 r, 2 er, 4 bb, 1 so).

2011—Played for Guerreros de Oaxaca in the Mexican League, going 1-2 with a 4.17 ERA in seven games, including six starts.

2010—Spent the season with Triple-A Tacoma in Seattle's chain...went 4-2 with a 4.85 ERA in 24 games, including six starts.

2009—Went 3-10 with a 5.82 ERA in 23 games, including 17 starts, for the Arizona Diamondbacks...battled a strained right shoulder that landed him on the disabled list from May 9 to July 4...allowed one hit in career-high 8.0 innings Aug. 4 at Pittsburgh...had no-hitter broken up in the eighth inning...tallied 14.0 consecutive scoreless innings in back-to-back starts, July 29 against Philadelphia (6.0 ip) and August 4 at Pittsburgh (8.0 ip).

2008—Made first career Opening Day roster with Arizona before being sent to Triple-A Tucson on April 27...made 11 starts for the Sidewinders before being recalled June 27 and remained in the Majors for the rest of the season...went 3-5 with a 4.31 ERA in 19 games, eight starts, for the D-backs...made his first start of the season July 2 and earned a no-decision in a 4-3 loss against Milwaukee (6.0 ip, 2 h, 1 r, 4 so)...won back-to-back starts for the first time in his career on Aug. 16 at Houston and Aug. 23 against Florida...held opposing batters to a .216 average, including a .213 average as a starter.

2007—Began the season with Triple-A Tucson before being recalled to the big leagues on April 22...made his D-backs debut that night at San Francisco (7.0 ip, 4 h, 2 r, 2 er, 5 so)...was sent to Tucson before being recalled for good on Aug. 19...made 10 starts for Arizona and appeared in four games as a reliever for the D-backs, going 1-0 with a 1.50 ERA.

2006—Opened the season with Triple-A Albuquerque before being recalled by Florida on May 13...made his Major League debut a day later, May 14 at Pittsburgh, recording two strikeouts in 1.0 inning of work...earned his first ML win, July 5 at Washington (6.0 ip, 11 h, 5 r, 5 er, 2 so)...also notched his first ML hit and RBI that day...would appear in 15 games, making one start during his rookie season.

2005—Was named an Eastern League Midseason All-Star with Double-A Binghamton...finished second in the EL in ERA (2.91)...struck out 10 in 7.0 innings in a victory over New Hampshire on July 6...pitched for the World Team in the Futures game at Detroit July 10...following the season, pitched for Magallanes in the Venezuelan Winter League, going 5-1 with a save and a 2.01 ERA in nine games, including eight starts.

2004—Finished second among all Minor League pitchers with 200 strikeouts and was first in strikeouts per nine innings (12.9)...received the Sterling Organizational Pitcher of the Year Award as top pitcher in the Mets organization...selected to the South Atlantic League All-Star game...pitched 0.2 scoreless innings for the World Team at the 2004 Futures Game on July 11 in Houston...was 4-3 with a 2.15 ERA in 11 starts for Magallanes in the Venezuelan Winter League.

2003—Finished third in the Appalachian League in strikeouts (65), fourth in strikeouts per nine innings (9.44) and fifth in ERA (2.32)...named Appalachian League Pitcher of the Week for July 14-20.

2002— Made his professional debut in the Venezuelan Summer League and went 3-5 with a 2.43 ERA in 12 games, including 11 starts, for the Mets.

PERSONAL/MISCELLANEOUS

Yusmeiro Alberto Petit was originally signed by Mets scout Gregorio Machado...is married, Ruth, and has a child, Valeria...at age 10, played second base for Maracaibo in the 1994 Little League World Series, helping Venezuela earn its first championship title...graduated from U.E. Andres Bello in Venezuela.

LIFETIME PITCHING RECORD

Year	Club	W	L	ERA	G	GS	CG	SHO	SV	IP	H	R	ER	HR	HB	BB	IBB	SO	WP	BK
2002	VSL Mets	3	5	2.43	12	11	0	0	0	55.2	53	25	15	1	2	16	-	62	2	0
2003	Kingsport	3	3	2.32	12	12	0	0	0	62.0	47	19	16	2	4	8	0	65	1	0
	Brooklyn	1	0	2.19	2	2	0	0	0	12.1	5	3	3	0	1	2	0	20	0	0
2004	Capital City	9	2	2.39	15	15	0	0	0	83.0	47	29	22	8	4	22	0	122	4	0
	St. Lucie	2	3	1.22	9	9	1	1	0	44.1	27	9	6	0	3	14	1	62	0	1
	Binghamton	1	1	4.50	2	2	0	0	0	12.0	10	6	6	0	0	5	0	16	0	0
2005	Binghamton	9	3	2.91	21	21	2	0	0	117.2	90	41	38	15	2	18	1	130	0	0
	Norfolk	0	3	9.20	3	3	0	0	0	14.2	24	16	15	5	0	6	0	14	0	0
2006	Albuquerque	4	6	4.28	17	17	0	0	0	96.2	101	53	46	14	1	20	1	68	2	0
	FLORIDA	1	1	9.57	15	1	0	0	0	26.1	46	28	28	7	0	9	1	20	0	0
2007	Tucson	8	4	4.04	17	17	0	0	0	93.2	83	47	42	11	1	38	0	60	5	1
	ARIZONA	3	4	4.58	14	10	0	0	0	57.0	58	30	29	12	0	18	1	40	0	1
2008	ARIZONA	3	5	4.31	19	8	0	0	0	56.1	45	29	27	12	1	14	2	42	3	1
	Tucson	3	3	4.80	11	11	0	0	0	60.0	64	34	32	7	0	8	0	67	2	0
2009	ARIZONA	3	10	5.82	23	17	0	0	0	89.2	102	62	58	19	0	34	1	74	3	0
	Reno	0	1	6.89	5	5	0	0	0	15.2	21	13	12	4	0	5	0	13	0	0
2010	Tacoma	4	2	4.85	24	6	0	0	0	59.1	54	36	32	9	1	16	0	55	2	0
2011	Oaxaca (Mexico)	1	2	4.17	7	6	0	0	0	36.2	33	18	17	3	0	5	0	28	0	0
2012	Fresno	7	7	3.46	28	28	1	0	0	166.2	178	88	64	14	1	36	0	153	3	1
	SAN FRANCISCO	0	0	3.86	1	1	0	0	0	4.2	7	2	2	0	0	4	0	1	1	0
2013	Fresno	5	6	4.52	15	15	1	0	0	87.2	92	45	44	16	0	13	0	91	1	0
	AZL Giants	1	0	1.80	1	1	0	0	0	5.0	3	1	1	0	0	0	0	8	0	0
	SAN FRANCISCO	4	1	3.56	8	7	1	1	0	48.0	46	19	19	4	0	11	1	47	0	0
2014	SAN FRANCISCO	5	5	3.69	39	12	1	0	0	117.0	97	51	48	12	1	22	5	133	0	0
2015	SAN FRANCISCO	1	1	3.67	42	1	0	0	1	76.0	75	32	31	11	1	15	2	59	3	0
2016	WASHINGTON	3	5	4.50	36	1	0	0	1	62.0	67	33	31	12	0	15	3	49	3	1
2017	LOS ANGELES (AL)	5	2	2.76	60	1	0	0	4	91.1	69	32	28	9	1	18	4	101	0	0
	AL Totals	5	2	2.76	60	1	0	0	4	91.1	69	32	28	9	1	18	4	101	0	0
	NL Totals	23	32	4.58	197	58	2	1	2	537.0	543	286	273	89	3	142	16	465	13	3
	ML Totals	28	34	4.31	257	59	2	1	6	628.1	612	318	301	98	4	160	20	566	13	3

CAREER TRANSACTIONS

2001 — Signed by the New York Mets organization as a non-drafted free agent, November 15. **2005** — Traded to the Florida Marlins with infielder Grant Psomas and first baseman Mike Jacobs for first baseman Carlos Delgado and cash considerations, November 24. **2007** — Traded to the Arizona Diamondbacks for pitcher Jorge Julio and cash considerations, March 27. **2009** — On the disabled list, May 9 to July 3; included rehabilitation assignment to Reno, June 8 to July 3. Claimed off waivers by the Seattle Mariners, November 4. **2010** — Released, March 17; re-signed by Seattle to a minor league contract, March 21. Elected free agency, November 6; re-signed by Seattle to a minor league contract, November 16. **2011** — Released, May 1. Signed by the San Francisco Giants to a minor league contract, November 28. **2015** — Granted free agency (contract non-tender), December 2; signed by the Washington Nationals, December 14. **2016** — Elected free agency, November 3.

2017 — Signed by the Los Angeles Angels to a minor league contract, February 15. Elected free agency, November 2; signed by the Oakland Athletics, December 7.

DIVISION SERIES PITCHING RECORD

Year	Club/Opp.	W	L	ERA	G	GS	CG	SHO	SV	IP	H	R	ER	HR	HB	BB	IBB	SO	WP	BK
2014	SF vs. WAS	1	0	0.00	1	0	0	0	0	6.0	1	0	0	0	0	3	1	7	0	0

LEAGUE CHAMPIONSHIP SERIES PITCHING RECORD

Year	Club/Opp.	W	L	ERA	G	GS	CG	SHO	SV	IP	H	R	ER	HR	HB	BB	IBB	SO	WP	BK
2014	SF vs. STL	1	0	0.00	1	0	0	0	0	3.0	1	0	0	0	0	1	0	4	0	0

WORLD SERIES PITCHING RECORD

Year	Club/Opp.	W	L	ERA	G	GS	CG	SHO	SV	IP	H	R	ER	HR	HB	BB	IBB	SO	WP	BK
2014	SF vs. KC	1	0	4.91	2	0	0	0	0	3.2	5	2	2	0	0	0	0	2	1	0

WORLD BASEBALL CLASSIC PITCHING RECORD

Year	Club	W	L	ERA	G	GS	CG	SHO	SV	IP	H	R	ER	HR	HB	BB	IBB	SO	WP	BK
2017	Venezuela	0	1	22.50	1	1	0	0	0	2.0	3	5	5	1	0	2	0	0	0	0

PETIT'S CAREER BESTS

Low Hit Complete Game: 1 September 6, 2013 vs. Arizona

Innings Pitched: 9.0 (twice), last: September 9, 2014 vs. Arizona. As reliever: 5.1, July 23, 2013 vs. Cincinnati

Strikeouts: 10, September 1, 2013 at Arizona. As reliever: 7, July 23, 2013 vs. Cincinnati

Pitches: 108, August 4, 2009 at Pittsburgh

Longest Winning Streak: 5, May 16 to September 15, 2017

Longest Losing Streak: 7, September 2, 2008 to July 24, 2009

Longest Scoreless Streak: 17.0, August 20 to September 20, 2017



CATCHER

Height/Weight: 5-10 / 233 **Bats/Throws:** Right / Right
Birthdate: February 12, 1988 **Opening Day Age:** 30
Birthplace/Resides: Terre Haute, Indiana / Noblesville, Indiana
Major League Service: 3 years, 114 days
Obtained: Acquired from the Chicago White Sox with Chris Bassitt, Rangel Ravelo and Marcus Semien for Jeff Samardzija and Michael Ynoa, December 9, 2014
Contract Status: First year of a one-year contract through 2018

CAREER HIGHLIGHTS

Has spent five seasons in the majors with the White Sox (2013-14) and A's (2015-17) and is a .225 career hitter with 20 home runs and 83 RBI in 232 games...has played in just 83 games over the last two years as each season has been interrupted by two stints on the disabled list...has missed 138 games on the DL over the last two years...was originally drafted by the White Sox as a compensation pick following the first round of the 2009 draft and is a .267 hitter with 68 home runs and 284 RBI in 499 games as a minor leaguer...has tossed out 40-of-136 (29.4%) attempted base stealers at the major league level and 194-of-440 (44.1%) as a minor leaguer...was named to the International League Postseason All-Star team in 2014...was selected to the Triple-A All-Star Team and the All-Star Futures Game in 2013.

2017 HIGHLIGHTS

Had his season interrupted by two stints on the disabled list for the second consecutive season and batted a career-low .201 with three home runs and 10 RBI in 57 games...was out from May 4-11 and July 25-Aug. 31 and missed 41 games while on the DL...has missed 138 games to the DL over the last two years...hit .215 (14-for-65) with two of his three home runs against left-handed pitching, .190 (16-for-84) against right-handers...now has a .253 (69-for-273) career average and 10 home runs against lefties compared to .207 (87-for-420) with 10 home runs against righties...slugged all three of his home runs on the road and batted just .181 in Oakland...his average improved to .229 with runners in scoring position...appeared in 56 games, including 45 starts, at catcher...tied for sixth among American League catchers in errors (6) and passed balls (8)...tossed out 10-of-34 (29.4%) attempted base stealers and has thrown out 40-of-136 (29.4%) in his career...averaged 8.83 total chances per nine innings, which is the highest mark in Oakland history among catchers with 50 or more games...he had the previous best of 8.47 in 2015...also went 1-for-4 (.250) with a home run in four pinch hitting appearances...batted .171 in innings 1-7, .400 from the eighth inning on...hit .085 with two strikes and is a .145 (48-for-330) career hitter in that situation...started games in each of the bottom five spots in the batting order, including 21 from the eighth spot.

OAKLAND: Hit his first career pinch home run April 25 at Los Angeles (AL), a solo shot in the 10th inning off Jose Alvarez to break a scoreless tie...it was the first pinch homer in Oakland history to break a scoreless tie...it was the third extra inning pinch homer in Oakland history (Chris Carter, July 6, 2012 vs. Seattle; Dave Revering, Aug. 14, 1980 at Minnesota)...committed his first error of the season April 30 at Houston...it was his first miscue since June 18, 2015 and it snapped a 75-game errorless streak...was batting .206 with a home run and three RBI in 12 games when he was placed on the seven-day concussion disabled list May 4...was reinstated May 12 and hit .318 over his first seven games following his return...that lifted his average to a season-high .250 at the conclusion of play May 27 but he went 1-for-20 (.050) over his next nine contests through June 7...started both games of the June 10 doubleheader at Tampa Bay behind the plate and was a combined 3-for-5 with a home run and RBI...became the first A's catcher to start both games of a doubleheader since Scott Hemond on Aug. 24, 1993 at Milwaukee...that started a five-game stretch from June 10-15 where he hit .357...then went 2-for-21 (.095) over his next nine contests...was placed on the paternity list July 5 and his wife, Jessica, gave birth to their second child, Calvin James, that day...was reinstated July 8 and went 3-for-12 (.250) in four games before being placed on the 10-day disabled list July 25 with a strained left oblique...was sent to Triple-A Nash-

ville on a rehab assignment Aug. 16 and hit .310 with a home run and four RBI in eight games, including six at catcher and two at designated hitter...reached base safely in all eight games and was reinstated from the DL Sept. 1...went 4-for-22 (.182) with four in 10 games with Oakland following his return.

CAREER

2016—Hit .256 with a home run and 10 RBI in 26 games in a season shortened due to two stints on the disabled list with a strained right knee...was out from May 10-26 and July 2 through the end of the season and missed a total of 97 games...his batting average was a career high as was his .314 on-base percentage...batted .262 against right-handed pitchers, .250 against left-handers...had a .360 batting average in eight games in April but then hit .208 over his final 17 contests...hit his only home run in Oakland...batted .344 during the day, .196 at night...hit .313 with a .421 on-base percentage when leading off an inning...made 23 starts, all at catcher...did not commit an error in 25 games overall behind the plate...tossed out just 1-of-9 (11.1%) attempted base stealers...hit safely in each of his first three games (4-for-8, .500) to extend his hitting streak to five games dating back to Sept. 15, 2015 (7-for-16, .438)...that is the longest hitting streak of his career...made his professional debut as a pitcher on May 8 at Baltimore when he retired the final two batters of the game, including one strikeout...was batting .270 with three RBI in 12 games when he was placed on the disabled list May 17 retroactive to May 10 with a strained right knee...went 6-for-19 (.316) with four walks on a five-game rehab assignment with Triple-A Nashville beginning May 21 and was reinstated from the DL May 27...was 3-for-4 in his first game back on May 28 against Detroit to boost his average to .317...then went 7-for-37 (.189) over his final 12 contests...hit his lone home run of the season and drove in three runs June 13 against Texas...was placed on the DL a second time July 3 retroactive to July 2 with a strained right knee...had surgery to remove a cruciate ligament cyst from the knee on July 5...the surgery was performed by Dr. Jon Dickinson at Presidio Surgery Center in San Francisco...was admitted to the hospital Aug. 26 with synovitis of his right knee.

2015—Spent the entire season with Oakland before his season ended in mid-September due to a concussion...hit .249 with nine home runs and 34 RBI in 73 games...batted .305 over his first 32 games through June 26...then hit .208 over his final 41 contests...started 40 of the A's 41 games against a left-handed starting pitcher before his concussion...also made 22 starts against right-handers...hit .276 against lefties, .220 against righties...appeared exclusively at catcher on defense where he made 62 starts...tossed out 17-of-45 (37.8%) attempted base stealers, which was the third best percentage in the American League among catchers with 60 or more games caught...using the same minimum, it was the best by an A's catcher since Mike Macfarlane tossed out 24-of-60 (40.0%) in 79 games in 1999...committed just two errors for a .996 fielding percentage...batted .344 with five of his nine home runs with runners on base compared to .178 with the bases empty...hit .306 with runners in scoring position, including .400 with RISP and two outs...belted six of his nine home runs at home...hit .218 against a pitcher the first time he saw him in a game, .276 the second time and .324 after that...started games at every spot in the order except the first three...batted .333 when hitting eighth...hit .349 with 12 RBI over a 20-game stretch from May 10 to June 24...tossed out three attempted base stealers May 26 against Detroit as part of a 13-game stretch from May 15 to June 16 where he threw out 9-of-13 (69.2%) attempted base stealers...had a career-high tying five game hitting streak from May 28-June 7 (also Aug. 22-26, 2013)...went 10-for-19 (.526) with four doubles, a triple and four multiple hit games during the streak...matched his career high with three hits May 29 against New York (AL)...finished May with a .303 batting average...then hit four home runs in a month for the first time in his career in June...matched his best single-month RBI total with 11 in June...collected his first career triple June 4 at Detroit...had four home runs and eight RBI over a seven-game stretch from June 12 to 24...scored a career-high three runs Sept. 15 at Chicago (AL)...went 1-for-4 with a double Sept. 17 at Chicago (AL)...that was his final game before he was hit in the head with a bat during batting practice the next day at Houston...was scratched from the game and missed the remainder of the season with a concussion.

2014—Spent the entire season at Triple-A Charlotte before being promoted to Chicago (AL) Sept. 2...hit .216 with three home runs and seven RBI in 11 games with the White Sox...hit .222 against right-handed pitching compared to .200 against left-handers...both of his hits off lefties were

home runs...batted .333 with all three of his home runs at home...started 10 games at catcher and committed one error in 11 games overall behind the plate (.989 fielding percentage)...tossed out 2-of-8 (25.0%) attempted base stealers...singled to lead off the seventh inning Sept. 16 at Kansas City to snap a career-high 0-for-35 streak dating back to Sept. 18, 2013...hit all three of his home runs and drove in five of his seven runs in a three-game series against Kansas City Sept. 25-28...had his first career two-homer game Sept. 27 against the Royals...was named to the International League Postseason All-Star team after batting .274 with 23 home runs and 75 RBI in 107 games with Charlotte...ranked second in the IL in extra base hits (57), third in home runs and slugging percentage (.530), sixth in total bases (222), tied for sixth in runs (69) and RBI and tied for eighth in hit by pitches (8)...ranked second in the White Sox farm system in home runs and extra base hits, third in slugging, fourth in total bases, sixth in runs and RBI and ninth in doubles (30)...hit .320 with 17 of his 23 home runs at home...batted .276 against right-handed pitching compared to .271 against left-handers...tossed out 41-of-94 (43.6%) attempted base stealers, which was the best percentage in the IL...also led IL catchers in games (105), total chances (893), putouts (799), assists (86) and passed balls (14)...connected for his first home run May 6 against Lehigh Valley and homered 23 times over his final 86 games...had a 17-game hitting streak from June 30 to July 24...went 34-for-76 (.447) with five home runs, 20 RBI, 20 runs scored and 11 multiple hit games during the streak, which tied for fourth longest in the IL...played in the Triple-A All-Star Game for the International League and went 1-for-2 with a run scored...hit .354 in 23 games in July...was named IL Player of the Week for the period of Aug. 4-10 after going 9-for-16 (.563) with three doubles, three home runs and 13 RBI...drove in six runs Aug. 6 against Gwinnett and five Aug. 7 against Pawtucket...had his lone two-homer game of the season in the latter contest.

2013—Appeared in 65 games with the White Sox after he was recalled from Triple-A Charlotte July 5...started 59 of 80 games after joining the Sox...batted .261 against left-handers and .255 at U.S. Cellular Field...threw out 25.0% (10-of-40) of attempted basestealers...was recalled from Charlotte July 5 and made his debut that night at Tampa Bay, going 1-for-3 with two RBI (first hit and RBI off Jeremy Hellickson)...hit his first career home run July 7 at the Rays (off David Price)...hit a solo home run July 8 vs. the Cubs, becoming the first rookie in franchise history to record a RBI in each of his first three career games and fourth Sox player to homer in his first at-bat at U.S. Cellular Field...hit a go-ahead grand slam in the sixth inning July 11 at Detroit...became the first player in Sox history to hit a grand slam within his first five career games and record eight RBI in his first five games (source: Stats, Inc)...joined Ordonez (1997) and Zeke Bonura (1934) as the only players in franchise history to hit three homers over their first five games (source: Stats, Inc.)...entered the game at second base in the 13th inning in the second game of a doubleheader July 13 at Philadelphia...was selected to the Triple-A All-Star Team and the U.S. Team at the All-Star Futures Game at Citi Field but did not play due to his promotion...ranked among the International League leaders in slugging percentage (2nd, .597), OPS (3rd, .966) and average (6th, .316) at the time of his promotion...threw out 40.7% (24-of-59) of attempted basestealers.

2012—Batted .266 with six home runs and 48 RBI in 102 games with Triple-A Charlotte...won his first career MiLB Rawlings Gold Glove Award...led International League catchers with a .996 fielding percentage as he committed just three errors in 96 games...also led IL catchers in games, total chances (834) and putouts (772)...tossed out 46.2% (30-of-65) of attempted basestealers, which was second best in the IL...was named to the IL Midseason All-Star Team...hit five home runs in 122 at bats against left-handed pitching, one in 272 at bats against right-handers...batted .361 during the day...hit .382 in April...compiled a 13-game hitting streak from April 13 to 30 (22-for-53, .415)...belted five of his six home runs over an 11-game span from Aug. 13 to 31...hit .346 (9-for-26) with a double, two homers and four RBI in seven postseason games.

2011—Combined to hit .242 with 25 doubles, two triples, nine home runs, 56 RBI and 52 runs scored in 116 games between Double-A Birmingham and Triple-A Charlotte...led Southern League catchers in total chances (676), putouts (620) and passed balls (16)...tossed out 29-of-67 (43.3%) attempted base stealers, which ranked third in the SL...homered twice April 21 against Mississippi...went 4-for-4 with a home run and seven RBI June 2 against Chattanooga...was promoted to Charlotte July 14 but was sent back to Birmingham Aug. 15...went 3-for-20 (.150) in five postseason games for the Barons.

2010—Was limited to just 48 games due to Idiopathic Thrombocytopenic Purpura (ITP), a rare autoimmune disorder that lowers platelet count...combined to hit .284 with five home runs and 26 RBI in 48 games with Advanced Rookie Bristol, Single-A Winston-Salem and Double-A Birmingham...threw out 46.3% (19-of-41) of attempted basestealers...appeared in six games before being placed on the disabled list due to illness April 16...was on the disabled list due to the illness for a second time from July 6 to 29...underwent offseason surgery to remove his spleen.

2009—Made his professional debut with Single-A Kannapolis and batted .224 with nine home runs and 33 RBI in 52 games...threw out 57.6 percent (30-of-52) of attempted basestealers...hit .391 with runners in scoring position and two outs...went 3-for-4 in his professional debut June 28 at Hickory...was 1-for-8 (.125) with a RBI in two postseason games.

PERSONAL/MISCELLANEOUS

Joshua Aaron Phegley was originally signed by White Sox scout Mike Shirley...was selected as a supplemental pick following the first round of the 2009 draft as compensation for the loss of free agent Orlando Cabrera...is married, Jessica...has a daughter, Stella, and a son, Calvin...was diagnosed with Idiopathic Thrombocytopenic Purpura (ITP), a rare condition that results in low blood platelets, in 2010...works with the Platelet Disorder Support Association (PDSA) to help kids with the condition and raise awareness...attended Indiana University...was a First-Team All-Big Ten selection as a junior after hitting .344 with a team-leading 17 home runs and 66 RBI...finished second in the nation with a .438 average as a sophomore...was named a Second-Team All-American by Collegiate Baseball News, the American Baseball Coaches Association and the National Collegiate Baseball Writers of America...is a 2007 graduate of Terre Haute (Ind.) North High School...was named Indiana's Mr. Baseball in 2006.

LIFETIME PLAYING RECORD

Year	Club	AVG	G	AB	R	H	2B	3B	HR	RBI	SH	SF	HP	BB	SO	SB	CS	SLG	OBP	E
2009	Kannapolis	.224	52	196	27	44	9	0	9	33	1	2	4	11	40	1	1	.408	.277	7
2010	Winston-Salem	.292	25	89	16	26	3	0	3	12	1	2	0	7	22	0	0	.427	.337	2
	Bristol	.200	5	15	1	3	1	0	0	1	0	0	1	2	4	0	0	.267	.333	0
2011	Birmingham	.292	18	72	7	21	4	0	2	13	3	1	1	2	22	0	0	.431	.316	1
	Birmingham	.242	94	364	43	88	21	2	7	50	0	3	4	23	61	1	2	.368	.292	5
2012	Charlotte	.241	22	79	9	19	4	0	2	6	1	0	2	8	18	0	0	.367	.326	0
	Charlotte	.266	102	394	40	105	22	1	6	48	0	3	4	20	60	3	0	.373	.306	3
2013	Charlotte	.316	61	231	39	73	18	1	15	41	0	5	7	15	38	1	1	.597	.368	3
	CHICAGO (AL)	.206	65	204	14	42	7	0	4	22	2	2	0	5	41	2	0	.299	.223	5
2014	Charlotte	.274	107	419	69	115	30	4	23	75	2	7	8	31	72	0	1	.530	.331	8
	CHICAGO (AL)	.216	11	37	4	8	2	0	3	7	0	1	0	0	11	0	0	.514	.211	1
2015	OAKLAND	.249	73	225	27	56	16	1	9	34	0	1	3	14	51	0	0	.449	.300	2
2016	OAKLAND	.256	25	78	11	20	6	0	1	10	0	1	2	5	13	0	0	.372	.314	0
	Nashville	.316	5	19	2	6	1	0	0	1	0	0	0	4	6	0	0	.368	.435	0
2017	OAKLAND	.201	57	149	14	30	11	0	3	10	0	1	2	9	26	0	1	.336	.255	6
	Nashville	.310	8	29	2	9	2	0	1	4	0	1	2	2	5	0	0	.483	.382	0
ML Totals		.225	231	693	70	156	42	1	20	83	2	6	7	33	142	2	1	.375	.265	14

LIFETIME PITCHING RECORD

Year	Club	W	L	ERA	G	GS	CG	SHO	SV	IP	H	R	ER	HR	HB	BB	IBB	SO	WP	BK
2016	OAKLAND	0	0	0.00	1	0	0	0	0	0.2	0	0	0	0	0	0	0	1	0	0
ML Totals		0	0	0.00	1	0	0	0	0	0.2	0	0	0	0	0	0	0	1	0	0

CAREER TRANSACTIONS

2009 — Selected by the Chicago White Sox organization as a compensation pick following the first round of the First-Year Player Draft. **2014** — Traded to the Oakland Athletics with pitcher Chris Bassitt and infielders Rangel Ravelo and Marcus Semien for pitchers Jeff Samardzija and Michael Ynoa, December 9. **2016** — On the disabled list, May 10 to 26; included rehabilitation assignment to Nashville, May 21 to 26. On the disabled list, July 2 to October 6. **2017** — On the concussion disabled list, May 4 to 11. On the paternity list, July 5 to 7. On the disabled list, July 26 to August 31; included rehabilitation assignment to Nashville, August 16 to 31.

PHEGLEY'S CAREER BESTS

Hits: 3 (four times), last: May 28, 2016 vs. Detroit

Home Runs: 2, September 27, 2014 vs. Kansas City

Runs Batted In: 4, July 11, 2013 vs. Detroit

Stolen Bases: 1 (twice), last: September 24, 2013 at Cleveland

Hitting Streak: 5 (three times), last: September 15, 2015 to April 10, 2016

Hitless Streak (At Bats): 35, September 18, 2013 to September 16, 2014

Game Ending RBI: 1, August 24, 2013 vs. Texas (single)

Grand Slams: 1, July 11, 2013 at Detroit (Anibal Sanchez).

Pinch-Hit Home Runs: 1, April 25, 2017 at Los Angeles-AL (Jose Alvarez)

Inside-The-Park Home Runs: None

Lead Off Home Runs: None

MOST HOME RUNS, OAKLAND ROOKIE DUO

65	McGwire (49) and Steinbach (16), 1987
53	McGwire (49) and Polonia (4), 1987
43	Gross (22) and Page (21), 1977
39	Olson (24) and Pinder (15), 2017
39	Céspedes (23) and Carter (16), 2012

**INFIELDER/OUTFIELDER****Height/Weight:** 6-2 / 204**Birthdate:** March 29, 1992**Birthplace/Resides:** Richmond, Virginia / North Charleston, South Carolina**Major League Service:** 1 year, 47 days**Obtained:** Selected in the Competitive Balance Round B of the 2013 First-Year Player Draft**Contract Status:** First year of a one-year contract through 2018**Bats/Throws:** Right / Right**Opening Day Age:** 26**CAREER HIGHLIGHTS**

Made his Major League debut in 2016 and is a .237 hitter with 16 home runs and 46 RBI in 109 games in two seasons with Oakland...became the first rookie in Oakland history to start at least one game at six different positions in 2017...had never played the outfield prior to 2017...has a .279 (422-for-1510) average with 46 home runs and 202 RBI in 377 career minor league games over five professional seasons...has played in 261 games at shortstop, 88 at second base, five at third base, three in center field and one in right field...was named Texas League Player of the Year and the A's Organizational Hitter of the Year in 2015 at Midland...played in the Arizona Fall League in 2015 and was named to the AFL Top Prospects Team...was rated as the A's seventh best prospect by *Baseball America* following the 2015 and 2016 seasons.

2017 HIGHLIGHTS

The A's rookie utility player batted .238 with 15 home runs and 42 RBI in 87 games...ranked ninth among American League rookies in home runs and RBI and 10th in extra base hits (31)...started 28 games in right field, 18 at shortstop, 13 at second base, seven at designated hitter, four in center field and two in left field to become the first rookie in Oakland history to start at least one game at six different positions...the last A's rookie to start a game at five positions prior to him was Luis Quinones in 1983...is one of two Athletics over the last 22 years to start at least one game at six different positions (Adam Rosales in 2010)...entered the season with no professional experience in the outfield...had 92 strikeouts and 18 walks in 309 plate appearances...based on a minimum of 300 plate appearances, he had the seventh fewest plate appearances per strikeout in Oakland history (3.36) and the 10th highest strikeout-to-walk ratio (5.11)...batted .247 (21-for-85) against left-handed pitching compared to .234 (46-for-197) with 12 of his 15 home runs against right-handers...had 10 of his 18 walks against lefties...hit .221 with 10 of his 15 home runs and 28 of his 42 RBI at home but had a .255 batting average on the road...had 11 home runs and 27 RBI in 37 day games compared to four home runs and 15 RBI in 50 games at night...had a .196 average when leading off an inning, .171 with runners in scoring position and two outs and .144 with two strikes...was 0-for-5 with the bases loaded...committed four errors in 22 games at shortstop (.952 fielding percentage) and one in 16 games at second base (.983)...also made one error in 35 games as a right fielder and had a .987 fielding percentage in 41 games overall in the outfield...batted .275 as an outfielder, .217 as an infielder and .190 as the designated hitter...went 1-for-10 (.100) with five strikeouts as a pinch hitter...started games at every spot in the batting order except leadoff and cleanup...saw his most action with 24 starts batting second.

OAKLAND: Began the season at Triple-A Nashville and was batting .324 in nine games when he was promoted to Oakland April 16...went 2-for-11 (.182) over his first six games with the A's but then hit .308 with six home runs and 13 RBI over a 20-game stretch from April 29 to May 31...made his professional debut in the outfield May 7 against Detroit with a start in right field...also stole the first base of his career in that game...had his first career two-homer game May 31 at Cleveland and was a perfect 3-for-3...finished May with a .304 batting average in 18 games but then hit .195 in 21 games in June...started the month with a career-high 0-for-13 streak that he snapped with his eighth inning double June 4 against Washington...started in right field June 15 against New York (AL) and moved to shortstop in the eighth inning...became the third player in Oakland history to play right field and shortstop in the same game...joins Tony Phillips (July 4, 1989 vs. Kansas City) and Bill Almon (six times from 1983-84)...did it again Aug. 21 at Baltimore...

was batting .234 with nine home runs and 25 RBI in 47 games with the A's when he was placed on the disabled list June 24 with a strained left hamstring...went 5-for-27 (.185) on an eight-game rehab assignment with Nashville from July 18 to 30 and hit .266 with a home run and two RBI in 17 games overall with the Sounds...was reinstated from the DL July 31 and hit .241 with six home runs and 17 RBI over his final 40 games with the A's...made 28 of his 33 starts following his return in the outfield (24 in right field, four in center field, one in left field)...was 9-for-18 (.500) over his first five games following his return...capped that stretch with his first career four-hit game Aug. 6 at Los Angeles (AL)...then went 7-for-42 (.167) over his next 12 contests before connecting for his second career two-homer game Aug. 26 against Texas...had a career-high four RBI and his third career two-homer game in the second game of the Sept. 9 doubleheader against Houston...then went 7-for-40 (.175) over his final 11 contests...made all four of his starts in center field in consecutive games from Sept. 18-22.

CAREER

2016—Made both his Triple-A and Major League debuts in 2016...hit .256 with 14 home runs and 51 RBI in 107 games with Nashville and .235 with a home run and four RBI in 22 games with Oakland...batted .152 over his first 12 games with the A's, .389 over his final 10 contests...made nine of his 12 starts against left-handed pitchers...hit .286 with his lone home run against lefties compared to .174 against righties...had a .182 batting average with the bases empty, .333 with runners on base...went 3-for-7 (.429) with a double and RBI as a pinch hitter...hit .375 with two outs, .171 with zero or one out...batted .188 against a pitcher the first time he saw him in a game, .316 after that...appeared in 13 games (nine starts) at second base and seven games (three starts) at shortstop...committed three errors as a second baseman (.914 fielding percentage) and none in 16 chances as a shortstop...was selected from Nashville Aug. 19 and made his debut with a start at second base the next day at Chicago (AL)...went 0-for-4...singled off Jose Quintana at Chicago (AL) on Aug. 21 for his first big league hit...had a RBI single in the third inning Aug. 23 against Cleveland for his first RBI...went 2-for-3 with a pair of doubles for his first multi-hit game, Sept. 23 against Texas...hit his first home run Sept. 29 at Seattle, a solo shot off Ariel Miranda to lead off the sixth inning...was rated as the A's No. 7 prospect by *Baseball America* following the season...had minor league career highs in runs (72), hit by pitches (9) and strikeouts (108) with the Sounds...was a Pacific Coast League Midseason All-Star...ranked eighth in the A's farm system in runs, tied for eighth in home runs (14) and ninth in slugging (.425)...hit .273 against left-handed pitching, .253 against right-handers...had a .311 batting average, .414 on-base percentage and .568 slugging percentage when leading off an inning (.981 OPS)...slugged 10 of his 14 home runs on the road...seven came with runners on base...batted .275 during the day, .188 at night...committed a career-high 29 errors in 98 games at shortstop for a .931 fielding percentage...did not make an error in four games at second base...hit in every spot in the order except first and fourth...batted second 43 times and third 42 times...went 2-for-18 (.111) over his first five games before a 17-for-54 (.315) stretch from April 13 to April 28 lifted his average to .264...had two four-hit games over a four-game stretch, going 4-for-4 on May 14 against Fresno and May 19 against Sacramento...batted .352 (38-for-108) with 30 runs scored over a 25-game stretch from May 22 to June 18...had a season-best 12-game hitting streak from May 22 to June 4 (21-for-54, .389)...had back-to-back three-hit games against Memphis on June 14 and 15...scored three times in the former contest and a season-high four times in the latter...homered in three straight games from June 14-16 and had five home runs over an eight-game stretch from June 10-18...started at shortstop for the Pacific Coast League All-Stars in the Triple-A All-Star Game against the International League in Charlotte, NC on July 13 and went 0-for-2...hit two home runs and drove in a season-high four runs July 16 at El Paso...had a 10-game hitting streak from Aug. 2 to 13 (13-for-40, .325)...snapped the streak with an 0-for-4 performance against Reno Aug. 15, his final game before his promotion to Oakland.

2015—Was named Texas League Player of the Year and the A's Organizational Hitter of the Year after batting .317 with 15 home runs and 86 RBI in 117 games with Double-A Midland...led the TL in RBI and total bases (232), ranked second in batting and slugging (.486), third in hits (151) and OPS (.847), tied for third in hit by pitches (8), fifth in doubles (32), tied for fifth in extra base hits (49), sixth in on-base percentage (.361), seventh in runs (71) and tied for eighth in home runs...was a TL Midseason and Postseason All-Star...led the A's farm system in batting, ranked second in RBI, third in slugging and total bases, fourth in hits, fifth in home runs, tied for fifth in extra base

hits, sixth in doubles and on-base percentage and seventh in runs...hit .352 against left-handed pitching compared to .304 against right-handers...slammed seven of his 15 home runs against lefties and slugged .640 against lefties compared to .432 against righties...batted .361 during the day, .332 after the All-Star Break, .327 with runners in scoring position and .324 on the road... was 7-for-22 (.318) with two home runs and 25 RBI with the bases loaded...had a .371 batting average in June, .336 in July and .333 in August...appeared exclusively at shortstop on defense and led TL shortstops in games (112), total chances (474), putouts (181), assists (267), double plays (61) and errors (26)...had a .945 fielding percentage...saw his most action in the five spot in the order where he batted .348 with 10 home runs and 47 RBI in 65 games...had 42 multiple hit games...went 19-for-45 (.422) with seven multiple hit games over a 10-game stretch from May 17 to 27...was 4-for-5 with a grand slam May 22 at Corpus Christi...it was his first of five four-hit games and his first of two grand slams (Aug. 5 against Frisco)...compiled a 13-game hitting streak from May 30 to June 24...hit .397 with a home run and 15 RBI during the streak...had an 18-game hitting streak from July 6 to 25, which tied for the longest hitting streak in the TL in 2015...went 30-for-73 (.411) with three home runs and 19 RBI during the streak...went 0-for-5 July 26 against San Antonio and then hit safely in 16 consecutive games from July 27 to Aug. 13...hit .338 during the second streak and batted .362 with 36 RBI while hitting safely in 34 of 35 games from July 6 to Aug. 13...had a 21-game road hitting streak from July 8 to Aug. 21, which was the longest in the TL (33-for-97, .340)...went 4-for-5 with a home run and a season-high five RBI July 25 against San Antonio...hit two home runs Aug. 4 against Frisco and homered in three consecutive games from Aug. 4-6...went 7-for-13 (.538) with a double, four home runs and 11 RBI over that span, which included a season-high tying five RBI Aug. 6 at Corpus Christi...went 2-for-13 (.154) with a double and RBI in three postseason games with the RockHounds before going on the disabled list Sept. 12 with a strained left hamstring...missed the remainder of the playoffs...played for Mesa in the Arizona Fall League following the season and hit .235 with four home runs and nine RBI in 13 games...tied for fourth in the AFL in home runs...had two home runs and four RBI in his first game Oct. 13 at Glendale...played in the AFL Fall Stars Game and was named to the AFL Top Prospects Team at second base...was rated as the A's seventh best prospect by *Baseball America* following the season.

2014—Spent his first full professional season at Single-A Stockton and hit .288 with 13 home runs and 55 RBI in 94 games...tied for eighth in the California League in doubles (32)...ranked fourth in the A's farm system in doubles, fifth in slugging (.489), tied for fifth in triples (5), sixth in batting, seventh in extra base hits (50) and eighth in total bases (197)...batted .307 against left-handed pitching compared to .283 against right-handers...hit .335 with a .580 slugging percentage at home...belted 11 of his 47 home runs in the first half...had 21 RBI over his first 23 games through April 29 and 20 over his final 17 games starting Aug. 13...appeared in 76 games at second base, 14 at shortstop and three at third base...committed 14 errors as a second baseman for a .960 fielding percentage...also made one error each at shortstop and third base...batted .308 as a second baseman, .205 at all other positions...had a season-high 10-game hitting streak from April 6 to 15 (18-for-42, .429)...homered in three consecutive games from April 10-12 (four home runs total), giving him five home runs over his first nine games...went 4-for-4 with two home runs and three RBI April 12 against Visalia...had three straight three-hit games from April 29 to May 1 (9-for-13, .692)...hit .324 with seven of his 13 home runs and 21 of his 55 RBI in 24 games in April...was batting .298 with 11 home runs and 30 RBI in 55 games when he was placed on the disabled list July 1 with a sprained right ankle...was reinstated July 14 and hit .273 with two home runs and 25 RBI in 39 games following his return...hit safely and drove in a run in six consecutive games from Aug. 13 to 18...went 13-for-29 (.448) with five doubles, a home run, 12 RBI and four multiple hit games over that stretch...went 2-for-8 (.250) with a RBI in two postseason games.

2013—Made his professional debut with Vermont of the Short-Season New York/Penn League and batted .200 with three home runs and eight RBI in 42 games...hit .214 against left-handed pitching compared to .196 against right-handers...batted .364 in the ninth inning...committed eight errors in 33 games at shortstop for a .944 fielding percentage...also made one error in two games as a third baseman...went 0-for-4 in his professional debut June 19 at Tri-City...then homered the next day against Connecticut for his first professional hit...was batting .167 with two home runs and four RBI in 18 games when he was placed on the disabled list July 23 with a

strained left oblique...was reinstated Aug. 9 and hit .225 with a home run and four RBI in 24 games following his return.

PERSONAL/MISCELLANEOUS

Chadwick Hudson Pinder was originally signed by A's scout Neil Avent...graduated from Poquoson (VA) High School...attended Virginia Tech University and graduated in 2016...as a junior in 2013, was selected to the Blacksburg Regional All-Tournament Team, ACC All-Tournament Team, and All-ACC first team...also earned All-ACC Academic Team honors in 2011 and 2012.

LIFETIME PLAYING RECORD

Year	Club	AVG	G	AB	R	H	2B	3B	HR	RBI	SH	SF	HP	BB	SO	SB	CS	SLG	OBP	E
2013	Vermont	.200	42	140	14	28	4	0	3	8	0	3	6	12	41	1	0	.293	.286	9
2014	Stockton	.288	94	403	61	116	32	5	13	55	1	2	8	22	99	12	9	.489	.336	16
2015	Midland	.317	117	477	71	151	32	2	15	86	4	5	8	28	103	7	5	.486	.361	26
2016	Nashville	.258	107	426	72	110	23	3	14	51	1	4	9	25	108	5	1	.425	.310	29
	OAKLAND	.235	22	51	4	12	4	0	1	4	0	1	0	3	14	0	0	.373	.273	3
2017	Nashville	.266	17	64	3	17	2	1	1	2	0	0	1	6	23	2	1	.375	.338	3
	OAKLAND	.238	87	282	36	67	15	1	15	42	0	3	5	18	92	2	1	.457	.292	6
ML Totals		.237	109	333	40	79	19	1	16	46	0	4	5	21	106	2	1	.444	.289	9

CAREER TRANSACTIONS

2013 — Selected by the Oakland Athletics organization in the Competitive Balance Round B of the First-Year Player Draft. **2017** — On the disabled list, June 24 to July 30; included rehabilitation assignment to Nashville, July 18 to 30.

PINDER'S CAREER BESTS

Hits: 4, August 6, 2017 at Los Angeles (AL)

Home Runs: 2 (three times); September 9, 2017 vs. Houston (2nd game); August 26, 2017 vs. Texas; May 31, 2017 at Cleveland

Runs Batted In: 4, September 9, 2017 vs. Houston (2nd game)

Stolen Bases: 1 (twice), last: September 20, 2017 at Detroit

Hitting Streak: 4, August 2 to 6, 2017

Hitless Streak (At Bats): 13, June 1 to 4, 2017

Game Ending RBI: None

Grand Slams: None

Pinch-Hit Home Runs: None.

Inside-The-Park Home Runs: None.

Lead Off Home Runs: None.

OAKLAND A'S CLINCHING DATES

Year	Date	Game No.	Opponent	Score	Winner	Loser
1971	September 15	149	at Chicago	3-2	Grant	Wood
1972	September 28	150	Minnesota	8-7	Fingers	LaRoche
1973	September 23	156	at Chicago	10-5	Blue	Wood
1974	September 27	158	Chicago	2-3	Bahnsen	Holtzman
1975	September 24	158	Chicago	13-2	Blue	Jefferson
1988	September 19	151	Minnesota	5-3	Stewart	Toliver
1989	September 27	158	Texas	5-0	Moore	Moyer
1990	September 25	154	at Kansas City	5-0	Stewart	Appier
1992	September 28	156/157	Off Day*			
2000	October 1	161	Texas	3-0	Hudson	Glynn
2001	September 23	150	Seattle	7-4	Mulder	Garcia
2002	September 20 (Playoff)	154	Texas	4-2	Mecir	Kolb
	September 26 (Division)	159	at Seattle	5-3 (10)	Koch	Hasegawa
2003	September 23	158	Texas	4-3 (10)	Foulke	Cordero
2006	September 26	157	at Seattle	12-3	Harden	Woods
2012	October 1 (Playoff)	160	Texas	4-3	Parker	Perez
	October 3 (Division)	162	Texas	12-5	Scribner	Holland
2013	September 22	156	Minnesota	11-7	Gray	De Vries
2014	September 28	162	at Texas	4-0	Gray	Martinez

*Chicago defeated 2nd place Minnesota on the A's off day.

**OUTFIELDER****Height/Weight:** 6-4 / 210**Birthdate:** January 14, 1991**Birthplace/Resides:** Pleasanton, California / Pleasanton, California**Major League Service:** 2 years, 76 days**Obtained:** Acquired from St. Louis for Yairo Muñoz and minor leaguer Max Schrock, December 14, 2017**Contract Status:** Second year of a six-year contract through 2022 with a club option for 2023**Bats/Throws:** Right / Right**Opening Day Age:** 27**CAREER HIGHLIGHTS**

The Pleasanton native and Stanford grad spent the first six seasons of his professional career in the St. Louis organization before he was traded to the A's following the 2017 season...made his Major League debut with St. Louis in 2015 and is a .268 hitter with 38 home runs and 163 RBI in 323 games over three seasons in the majors...started and hit safely in all four games for St. Louis in the 2015 NLDS against Chicago...was named the Cardinals organization Minor League Player of the Year in 2015...was rated as the Cardinals 10th best prospect by *Baseball America* following the 2012 season, fourth best following 2013 and third best following 2014...played in the Arizona Fall League in 2013 and was named to the AFL All-Prospect Team.

2017 HIGHLIGHTS

Batted .235 with nine home runs and 39 RBI in 107 games in a season interrupted by two stints on the disabled list...missed a total of 28 games due to injuries and another five for personal reasons...drew a career-high 52 walks for a .342 on-base percentage...was 3-for-9 (33.3%) in stolen base attempts and is 12-for-24 (50.0%) in his career...batted .235 (65-for-277) with eight of his nine home runs against right-handed pitchers, .234 (15-for-64) against left-handers...hit .260 with eight of his nine home runs on the road compared to .208 at Busch Stadium...his average improved slightly to .259 with runners in scoring position...now has a .338 (5-for-281) career average with RISP...had a .209 batting average over the first six innings of a game but then hit .284 with five of his nine home runs and 19 of his 39 RBI in the seventh inning or later...hit .333 with three of his nine home runs in the ninth inning...four of his nine home runs either tied the game or put the Cardinals ahead as have 14 of his 33 career home runs...made 92 starts, all in right field...committed two errors in 99 games overall in the outfield (.988 fielding percentage) and had five assists...went 4-for-7 (.571) with two walks, a hit by pitch, a double and two RBI as a pinch hitter...is a .417 (5-for-12) career hitter in the pinch with three walks, two doubles and three RBI...started games at every spot in the order except first and ninth and made his most starts batting third (32).

ST. LOUIS: Was the Cardinals Opening Day starter in right field for the second consecutive season and went 1-for-3 with two walks against Chicago (NL) on April 2...signed a six-year contract through the 2022 season with a club option for 2023 on April 3...hit his first home run of the season and matched his career high with five RBI April 12 at Washington (also Aug. 23, 2015 at San Diego)...batted .229 in 22 games in April and was hitting .241 with two home runs, 11 RBI and 16 walks (.378 on-base percentage) in 25 games when he was placed on the 10-day disabled list May 5 with a strained right hamstring...was sent to Double-A Springfield May 16 on a rehab assignment and went 1-for-7 (.143) with a RBI and a walk in three games (two in right field, one at designated hitter) before he was reinstated from the DL May 20...went 3-for-19 (.158) over his first five games following his return before missing five games from May 26-30 for personal reasons...hit .417 (10-for-24) with two home runs and five RBI in his next eight games from May 31 to June 7...committed his second and final error of the season June 4 at Chicago (NL)...finished the season with a 65-game errorless streak...had his second career two-homer game June 18 at Baltimore (also Aug. 23, 2016 at San Diego)...then had a career-high 27-game homerless streak from June 20 to Aug. 20...the two-homer game started a season-best six-game hitting streak through June 24...went 7-for-21 (.333) with two home runs and six RBI during the streak...hit .175 over his final 12 games before the All-Star Break and then went 0-for-4 in his first game after

the break July 14 Pittsburgh...was placed on the 10-day disabled list the next day with a strained right groin...was sent to Single-A Peoria on a rehab assignment July 27 and went 3-for-15 (.200) with two doubles and three RBI in four games (all in right field) before he was reinstated from the DL Aug. 1...went 3-for-17 (.176) in his first six games following his return and was optioned to Triple-A Memphis Aug. 7...hit .313 with four home runs, seven RBI and six walks (.421 on-base percentage) in eight games with the Redbirds before returning to St. Louis for good Aug. 20...batted .242 with three home runs and eight RBI in 32 games following his return...had a .333 average over his first 16 games but then hit .160 over his final 16...snapped a career-high 0-for-19 streak Sept. 30 against Milwaukee with an eighth inning game-tying two-run single to complete the Cardinals largest comeback of the season...overcame a 6-0 deficit and he later scored the winning run in a 7-6 St. Louis win.

CAREER

2016—Began the season on the Cardinals Opening Day roster and played in a team high 153 games, making 136 starts in right field and nine starts in center field...was selected as the Cardinals nominee for the Hank Aaron Award which is given annually to the top hitter in each league...chosen as the Cardinals representative for the MLBPA “Heart and Hustle” Award...led the Cardinals with 153 games, 582 at bats, 86 runs scored, 85 RBI, 10 game-winning RBI, 266 total bases and 12 hit by pitch...tied for the team lead with seven stolen bases...ranked second in the National League with a .363 batting average with runners in scoring position (Prado, MIA, .368)...hit two grand slams during the season, the first off Max Scherzer at Washington on May 27 and the second off Blaine Boyer against Milwaukee on July 3...batted .455 (5-for-11) with bases loaded in 2016 and was one of 17 players with multiple grand slams...matched his career-high with four hits twice (April 27 at Arizona and May 8 against Pittsburgh...had a nine-game hitting streak from Sept. 3-11, batting .379 (11-for-29) during the streak....batted .346 during the month of May, ranking 10th in the National League in average and sixth in hits (36)...smashed a go-ahead three-run home run in the eighth inning at Chicago (NL) on Aug. 14 on Sunday Night Baseball to give the Cardinals a 4-3 lead and an eventual 6-4 win...his .481 batting average against Arizona was the highest among all opposing players...hit 13 of his 22 home runs at Busch Stadium, which tied with Brandon Moss for the most in 2016...also led with 49 RBI, 86 hits and 41 runs scored at Busch Stadium...had 37 two-out RBI, which led the team and ranked sixth in the NL.

2015—The rookie outfielder was selected by St. Louis on July 21 from Triple-A Memphis and started that night in left field at Chicago (AL), collecting his first Major League hit...finished out the season playing in 63 of the team’s final 70 games after his promotion...received recognition in the 2015 National League Rookie of the Year voting by the BBWAA...was named the organization’s Minor League Player of the Year...was a co-Rookie of the Year selection by the St. Louis BBWAA along with teammate Randal Grichuk...batted .305 after All-Star Break...hit .393 with runners in scoring position...had seven GWRBI, which tied for sixth among NL rookies; his nine go-ahead RBI tied for 10th among NL rookies...23 of his 39 RBI came with two outs...was knocked unconscious in a violent collision with outfielder Peter Bourjos in left-center field on Sept. 28 at Pittsburgh; was carted off the field and remained overnight in the hospital for observation...suffered a head contusion/concussion and missed three games (five days) before returning to the lineup...hit safely in his first 10 games started (.412), which the longest such streak for a St. Louis rookie since John Rodriguez in 2005...his sacrifice fly on July 25 against Atlanta was his first ML RBI and the game-winning RBI in a 1-0 win...collected hits in 12-straight games from Aug. 23-Sept. 5 (21-for-51, .412), matching the team season high...it was the longest by a St. Louis rookie since Jon Jay (2010)...had three doubles, two triples, two home runs and 13 RBI during his streak...hit his first ML home run Aug. 16 against Miami off Chris Narveson...had his first career two-homer game, tripled and drove in a career-high five runs Aug. 23 at San Diego...had a career high four hits and added a walk in five plate appearances on Aug. 29 at San Francisco...started all four Division Series games against the Cubs, playing at first base, right field and left field...played every inning of the four games...had a hit in every game and batted .375 (6-for-16) with three home runs and six RBI...all three of his home runs were two-run shots...his three home runs were the most ever by a Cardinals rookie in a Division Series and tied a St. Louis rookie franchise postseason record set by Willie McGee (1982) and Kolten Wong (2014)...his six RBI were the most by a Cardinals rookie in a NLDS...hit a two-run home run in the eighth inning of Game 1 to become the fifth Cardinals rookie to homer in his first postseason game (following teammate

Tommy Pham who homered in the same inning two batters prior)...at Memphis batted .272 with 11 home runs and 41 RBI in 87 games...hit second in half of his Triple-A starts and batted .311 with 13 doubles from that spot...had hits in 10 straight games from May 24 to June 2 (16-for-43, .372); six of those were two-hit games including his last five games during the streak...batted .313 in June and .298 in July before his call-up...was hitting .357 with runners in scoring position and two outs...named the seventh best prospect in the Pacific Coast League by *Baseball America*.

2014—Received an invitation to Major League Spring Training where he batted .342 in 22 games...spent the entire season at Triple-A Memphis playing in a team-high 136 games, which tied for second in the Pacific Coast League...selected to play in the Triple-A All-Star Game in Durham, N.C.; entered in left field in the sixth inning and was 1-2 with a single...led all Cardinals minor leaguers with 32 doubles, which tied for sixth in the PCL...ranked among Cardinals minor league leaders in batting (.288, 10th), runs (70, 5th), hits (144, 3rd), RBI (69, 4th) and walks (43, 9th)...tallied 41 multi-hit games with 13 games with three-hits or more, topping out with four hits at Albuquerque on Aug. 14...had a multi-home run game vs. Round Rock on May 10 as the designated hitter, going 3-for-5 with five RBI, while smacking two-run and three-run homers...batted .333 with runners in scoring position and was 9-for-11 (.818) with 16 RBI with the bases loaded...was named the No. 3 prospect in the Cardinals organization by *Baseball America*...rated as the “Best Hitter for Average” and “Best Outfield Arm” in the Cardinals organization in the magazines “Best Tools” survey.

2013—Played in 112 games between Single-A Palm Beach and Double-A Springfield compiling a .295 batting average with 15 home runs and 59 RBI...named to the Florida State League All-Star South Squad, batting .286 with seven home runs and 28 RBI prior to the All-Star Break...was the starting right fielder and played the entire game in the All-Star Game, going 1-for-5 with a solo home run in the fifth inning...tallied three multi-home run games (April 7 at Charlotte; May 10 at St. Lucie; June 18 at Fort Myers...played for Salt River in the Arizona Fall League and made the AFL All-Prospect team batting .371 with one home run and 18 RBI...was successful in 7-of-9 stolen base attempts...finished the AFL season on a 12-game hitting streak (.408, 20-for-49)...was named Arizona Fall League Player of the Week for the week of Oct. 15-22, batting .364 (8-for-22) with three RBI and six runs...was tied for league lead with three triples and ranked among the league leaders in batting (.371, 4th), hits (33, t-2nd), runs (20, 3rd), games (23, t-4th), at-bats (89, 5th)...led Salt River with a .936 OPS...named as the No. 4 prospect in the Cardinals organization by *Baseball America* and rated as the “Best Outfield Arm” in the Cardinals organization “Best Tools” survey.

2012—Played in 55 games at Quad Cities in his first professional season, starting 36 at third base...batted .328 with runners in scoring position...hit safely in 40 of 55 games with 16 multi-hit efforts...tied for the team-high hitting streak by hitting safely in 16-straight games (Aug. 11-27)...rated as the 10th-best prospect in the Cardinals organization by *Baseball America* and named the “Best Outfield Arm” in the “Best Tools” survey.

PERSONAL/MISCELLANEOUS

Stephen Edward Piscotty...graduated from Amador Valley (Pleasanton, Calif.) High School in 2009 and was drafted out of high school by the Los Angeles Dodgers in the 45th round, but did not sign...played college baseball at Stanford University and was drafted by the Cardinals after his junior season...was a supplemental pick following the first round as compensation for the loss of free agent Albert Pujols...completed his degree at Stanford during the 2014 off-season in Atmosphere and Energy Engineering...was First Team All-Pac 10 in 2011 and 2012, honorable mention All-Pac 10 in 2010...started all 172 games in his college career...in 2012 was named a third team All-American by *Baseball America* as utility player serving as infielder/outfielder/pitcher...rated the No. 3 prospect by *Baseball America* in the Alaska Summer League in 2010 after batting .289 over 37 starts and a year later won the Cape Cod League batting title in 2011 with a .349 batting average...was an Olerud Award Finalist in 2012; The John Olerud Two-Way Player of the Year Award is presented annually by the College Baseball Foundation to honor the nation’s top combo pitcher-position player.

LIFETIME PLAYING RECORD

Year	Club	AVG	G	AB	R	H	2B	3B	HR	RBI	SH	SF	HP	BB	SO	SB	CS	SLG	OBP	E
2012	Quad Cities	.295	55	210	29	62	18	1	4	27	0	0	9	18	25	3	0	.448	.376	22
2013	Palm Beach	.292	63	243	30	71	14	2	9	35	0	0	3	18	27	4	5	.477	.348	1
	Springfield	.299	49	184	17	55	9	0	6	24	1	2	1	19	19	7	3	.446	.364	1
2014	Memphis	.288	136	500	70	144	32	0	9	69	1	2	10	43	61	11	5	.406	.355	3
2015	Memphis	.272	87	320	54	87	28	2	11	41	0	3	3	46	62	5	6	.475	.366	5
	ST. LOUIS	.305	63	233	29	71	15	4	7	39	0	2	1	20	56	2	1	.494	.359	2
2016	ST. LOUIS	.273	153	582	86	159	35	3	22	85	1	2	12	51	133	7	5	.457	.343	4
2017	ST. LOUIS	.235	107	341	40	80	16	1	9	39	0	3	5	52	87	3	6	.367	.342	2
	Springfield	.143	3	7	0	1	0	0	0	1	0	0	0	1	1	0	0	.143	.250	0
	Peoria	.200	4	15	0	3	2	0	0	3	0	0	0	0	3	1	0	.333	.200	1
	Memphis	.313	8	32	7	10	3	0	4	7	0	0	0	6	7	0	0	.781	.421	0
ML Totals		.268	323	1156	155	310	66	8	38	163	1	7	18	123	276	12	12	.438	.346	8

CAREER TRANSACTIONS

2009 — Selected by the Los Angeles Dodgers organization in the 45th round of the First-Year Player Draft; did not sign. **2012** — Selected by the St. Louis Cardinals organization as a supplemental pick following the first round (36th selection overall) of the First-Year Player Draft. **2017** — On the disabled list, May 5 to 19; included rehabilitation assignment to Springfield, May 16 to 19. On the disabled list, July 15 to 31; included rehabilitation assignment to Peoria, July 27 to 31. Traded to the Oakland Athletics for infielder Yairo Muñoz and minor league infielder Max Schrock, December 14.

DIVISION SERIES PLAYING RECORD

Year	Club/Opp	AVG	G	AB	R	H	2B	3B	HR	RBI	SH	SF	HP	BB	SO	SB	CS	SLG	OBP	E
2015	STL vs. CHI	.375	4	16	5	6	1	0	3	6	0	0	0	2	8	0	0	1.000	.444	0

PISCOTTY'S CAREER BESTS

Hits: 4 (three times), last: May 8, 2016 vs. Pittsburgh

Home Runs: 2 (twice); August 23, 2016 at San Diego; June 18, 2017 at Baltimore

Runs Batted In: 5 (twice), August 23, 2015 at San Diego; April 12, 2017 at Washington

Stolen Bases: 1 (12 times), last: June 27, 2017 at Arizona

Hitting Streak: 12, August 23 to September 5, 2015

Hitless Streak (At Bats): 19, September 23 to 30, 2017

Game Ending RBI: None

Grand Slams: 2, July 3, 2016 vs. Milwaukee (Blaine Boyer); May 27, 2016 at Washington (Max Scherzer)

Pinch-Hit Home Runs: None.

Inside-The-Park Home Runs: None.

Lead Off Home Runs: None.

**OUTFIELDER****Height/Weight:** 5-10 / 184**Bats/Throws:** Left / Left**Birthdate:** January 14, 1993**Opening Day Age:** 25**Birthplace/Resides:** Irvine, California / Mission Viejo, California**Major League Service:** 100 days**Obtained:** Acquired from the Seattle Mariners for Yonder Alonso, August 6, 2017**Contract Status:** First year of a one-year contract through 2018**CAREER HIGHLIGHTS**

Was originally selected by the A's in 20th round of the 2012 First-Year Player Draft, was traded to Tampa Bay Jan. 10, 2015 as part of the Ben Zobrist deal, was dealt to the Mariners following the 2015 season and returned to Oakland in the Yonder Alonso deal in August of 2017...made his Major League debut in 2017 and hit a combined .282 with three home runs and 12 RBI in 52 games with the A's and Mariners...has a .305 (474-for-1552) batting average in 419 games over five seasons in the minors with Oakland (2012-14, 17), Tampa Bay (2015) and Seattle (2016-17)...was named to the Southern League Midseason All-Star Team with Montgomery in 2015, the Midwest League Midseason All-Star Team with Beloit in 2014 and the New York-Penn League Midseason All-Star Team with Vermont in 2013...played for Mesa in the Arizona Fall League in 2014.

2017 HIGHLIGHTS

Batted .282 with three home runs and 12 RBI in 52 games in his Major League debut...began the season in the Seattle organization and hit .194 with two RBI in 23 games over three stints... was traded to the A's organization for Yonder Alonso Aug. 6 and was recalled by Oakland Aug. 11...hit .321 with three home runs and 10 RBI in 29 games with the A's...made 28 of his 29 starts against right-handed pitchers...batted .287 (31-for-108) with all three of his home runs against right-handers and was just 2-for-9 (.222) against left-handers...batted .327 on the road and .302 in the Coliseum...hit .143 at Safeco Field...two of his three home runs came in the eighth inning and the other came in the ninth inning...10 of his 12 RBI came in the seventh inning or later...batted .339 against American League West competition and .327 during the day...hit .429 with a .487 on-base percentage when leading off an inning...had two of his three home runs in that situation...started 22 games with the A's (all in center field) after making seven starts with the Mariners (four in left field, three at designated hitter)...also played one game in right field with Seattle...committed one error in 28 games overall in the outfield (center field with the A's)...went 3-for-9 (.333) with a walk as a pinch hitter.

MAJORS: Was recalled by Seattle on April 29 from Triple-A Tacoma and made his ML debut that day at Cleveland...was announced as a pinch hitter for Mike Zunino, but when the Indians made a pitching change, he was pinch hit for by Carlos Ruiz...started in left field the next day against the Indians and went 0-for-3...was 0-for-4 in three games when he was optioned to Tacoma May 4...returned May 16 and collected his first big league hit and RBI that day against Oakland with a pinch hit RBI single off Santiago Casilla in the bottom of the ninth inning of the Mariners 9-6 loss...was batting .208 in 17 games during his second stint and .179 overall when he was sent back to Tacoma following the game on June 10...his third stint lasted 15 days from July 2-16 but he appeared in just three games, going 2-for-8 (.250)...was traded to the A's Aug. 6 and moved from Triple-A Tacoma to Triple-A Nashville...was recalled by Oakland Aug. 11 and hit .433 with a .500 on-base percentage and eight runs scored over his first 10 games with the A's through Aug. 23...collected his first extra base hit, a double, on Aug. 15 against Kansas City...had his first career three-hit game Aug. 20 at Houston...hit his first ML home run Aug. 21 at Baltimore, a solo shot off Brad Brach to lead off the eighth inning...logged his second three-hit game Aug. 23 at Baltimore but then went 1-for-18 (.056) over his next eight contests...finished August with a .311 batting average and .404 on-base percentage...then hit .333 with a .583 slugging percentage in September...had two hits in both games of the Sept. 9 doubleheader against Houston...drove in two runs in the first game and had a career-high three RBI in the second contest...had eight of his 12 RBI for

the season in that four-game series against the Astros...went 11-for-19 (.579) with nine runs, a double, two home runs and eight RBI in six games overall against Houston...hit .224 in 46 games against everyone else...did not play after Sept. 16 following a knee injury.

MINORS: Batted .340 with six home runs and 33 RBI in 58 games with...also went 4-for-16 (.250) in three games with Triple-A Nashville and combined to hit .333 with six home runs, 33 RBI and 11 stolen bases in 61 minor league games...added 29 walks for a .408 on-base percentage...slugged .477 for an .885 OPS...hit .354 (62-for-175) with all six of his home runs against right-handed pitchers, .255 (12-for-47) against left-handers...batted .379 with a .461 on-base percentage when leading off an inning...had a .400 batting average in the seventh inning or later...hit .270 with runners in scoring position but that dropped to .148 with RISP and two outs...appeared in 26 games in center field, 25 in right field and 10 in left field...committed three errors in 60 games overall in the outfield (.976 fielding percentage)...hit in every spot in the order except cleanup and saw his most action with 25 games batting leadoff...missed the first five games of the season as he finished his suspension for testing positive for a banned substance in violation of Major League Baseball's Joint Drug Prevention and Treatment Program...was reinstated April 12...stole a base in each of his first three games and had five stolen bases total over his first nine contests...struck out just once over a stretch of 21 Triple-A games from April 21 to June 13 (65 plate appearances)...had his first of two four-hit games April 24 at Albuquerque...the other also came at Albuquerque July 20...was batting .261 with 13 walks (.424 on-base percentage) in 14 games when he was recalled by Seattle the first time on April 29...returned on May 4 and hit .333 with seven walks (.471 on-base percentage) in nine games before rejoining the Mariners May 16...went 3-for-3, scored a season-high four runs and had his lone two-steal game of the season in the second game of a May 13 doubleheader against Round Rock...batted .381 with a .406 on-base percentage in 18 games during his third stint with the Rainiers from June 10-July 1...drove in a season-high four runs June 28 against Las Vegas...was optioned to Tacoma for the final time July 17 and hit .357 with a .394 on-base percentage over his final 17 games...had a season-best 11-game hitting streak from July 18-28 (18-for-45, .400)...had his second four-RBI game of the season July 23 against Sacramento...switched clubhouses following the Aug. 6 trade and went 4-for-16 (.250) with a walk in three games with Nashville at Tacoma Aug. 7-9 before the A's called on Aug. 11.

CAREER

2016—Hit .270 with 39 runs, nine doubles, two triples, three home runs, 27 RBI, 22 walks and 10 stolen bases in 64 games with Triple-A Tacoma...hit safely in 44 of 64 games with 19 multi-hit games, including four three-hit games...was suspended for 80 games on June 23 after testing positive for a banned substance in violation of Major League Baseball's Joint Drug Prevention and Treatment Program...played for Aguilas in the Dominican Winter League following the season and hit .246 with six RBI in 42 games.

2015—Combined to hit .295 with 66 runs scored, 16 doubles, nine triples, three home runs, 40 RBI, 61 walks, 18 stolen bases and a .385 on-base percentage with Double-A Montgomery and Triple-A Durham...began the season with Montgomery...named to Southern League All-Star team after hitting .328 with 44 runs, six doubles, six triples, one home run, 22 RBI, 29 walks, 11 stolen bases and a .408 on-base percentage in 61 games...in 56 games with Triple-A Durham, hit .257 with 22 runs scored, 10 doubles, three triples, two home runs and 18 RBI.

2014—Led the Oakland system with a .343 batting average and a .451 on-base percentage...was named to the Midwest League Midseason All-Star Team and won Top Star honors, going 1-for-3 with a two-run double, three runs and two steals (stole home in the first inning)...was promoted to Advanced Single-A Stockton from Single-A Beloit June 23...served 50-game suspension for a violation of the Minor League Drug Prevention and Treatment Program and returned in late August...was chosen by *Baseball America* as having the Best Strike-Zone Discipline in the Midwest League after the season...played for Mesa in the Arizona Fall League following the season and hit .300 with two home runs, 10 RBI and 12 walks (.402 on-base percentage) in 21 games.

2013—Spent the season with Short Season Single-A Vermont...led the club in total bases (73), stolen bases (14) and sacrifice hits (6)...was named to the New York-Penn League Midseason All-Star Team.

2012—Made his professional debut for the AZL Athletics, appearing in 35 games.

PERSONAL/MISCELLANEOUS

Herschel Mack “Boog” Powell IV was originally signed by A’s scout Rick Magnante...graduated from Mission Viejo HS (CA)...attended Orange Coast College (Costa Mesa, CA)...not related to former MLB first baseman of same name...originally nicknamed “Little Mack,” but his parents began calling him “Boog”...met his namesake on Aug. 22, 2017 on the A’s trip to Baltimore.

LIFETIME PLAYING RECORD

Year	Club	AVG.	G	AB	R	H	2B	3B	HR	RBI	SH	SF	HP	BB	SO	SB	CS	SLG	OBP	E
2012	AZL Athletics	.306	35	111	20	34	1	0	0	13	2	2	0	15	9	5	2	.315	.383	1
2013	Vermont	.283	59	212	30	60	7	3	0	14	6	0	1	26	34	14	6	.344	.364	1
2014	Beloit	.335	69	254	43	85	7	4	3	17	1	1	2	53	49	16	13	.429	.452	4
	Stockton	.377	14	61	11	23	3	1	0	11	0	0	0	8	4	0	2	.459	.449	0
2015	Montgomery	.328	61	238	44	78	6	6	1	22	2	1	4	29	38	11	8	.416	.408	3
	Durham	.257	56	206	22	53	10	3	2	18	4	2	2	32	41	7	6	.364	.360	4
2016	Tacoma	.270	64	248	39	67	9	2	3	27	4	3	0	22	42	10	6	.359	.326	3
2017	Tacoma	.340	58	206	46	70	9	2	6	33	1	3	1	28	27	11	5	.490	.416	3
	SEATTLE	.194	23	36	6	7	0	0	2	1	0	0	0	6	9	0	0	.194	.310	0
	Nashville	.250	3	16	1	4	1	0	0	0	0	0	0	1	5	0	0	.313	.294	0
	OAKLAND	.321	29	81	18	26	5	0	3	10	0	2	0	9	21	0	1	.494	.380	1
ML Totals		.282	52	117	24	33	5	0	3	12	1	2	0	15	30	0	1	.402	.358	1

CAREER TRANSACTIONS

2012 — Selected by the Oakland Athletics in the 20th round of the First-Year Player Draft. **2015** — Traded to Tampa Bay with catcher John Jaso, minor league infielder Daniel Robertson and cash for infielders Ben Zobrist and Yunel Escobar, January 10. Traded to Seattle with pitchers Nathan Karns and C.J. Riefenhauser for pitcher Danny Farquhar and infielders Brad Miller and Logan Morrison, November 5. **2016** — Placed on restricted list (violation of MLB Drug Testing Program), June 23. **2017** — Reinstated from restricted list, April 12. Traded to Oakland for first baseman Yonder Alonso, August 6.

POWELL'S CAREER BESTS

Hits: 3 (twice), last: August 23, 2017 at Baltimore
Home Runs: 1 (three times), last: September 10, 2017 vs. Houston
Runs Batted In: 3, September 9, 2017 vs. Houston (2nd game)
Stolen Bases: None
Hitting Streak: 7, August 14 to 23, 2017
Hitless Streak (At Bats): 11, August 29 to September 4, 2017
Game Ending RBI: None
Grand Slams: None
Pinch-Hit Home Runs: None.
Inside-The-Park Home Runs: None.
Lead Off Home Runs: None.

**LEFT-HANDED PITCHER****Height/Weight:** 6-7 / 225**Bats/Throws:** Left / Left**Birthdate:** April 25, 1995**Opening Day Age:** 22**Birthplace/Resides:** Minneapolis, Minnesota / Cedar Rapids, Iowa**Major League Service:** None**Obtained:** Selected in the 1st round (sixth selection overall) of the 2016 First-Year Player Draft**Contract Status:** First year of a one-year contract through 2018**NON-ROSTER INVITEE****CAREER HIGHLIGHTS**

Was the A's first round selection and the sixth pick overall in the 2016 First-Year Player Draft out of the University of Florida and is 6-14 with a 3.82 ERA in 37 games, including 34 starts, in two professional seasons...has 224 strikeouts in 157.2 innings (12.79 per nine innings) and has surrendered just three home runs (0.17 per nine innings)...ranked third in Minor League Baseball in strikeouts in 2017 (184) and was named the A's Organization Pitcher of the Year...pitched for Team USA in the 2017 All-Star Futures Game...was rated as the A's number two prospect by *Baseball America* following the 2016 season and number one after the 2017 season.

2017 HIGHLIGHTS

Split his first full professional season between Single-A Stockton and Double-A Midland...combined for a 6-10 record and a 4.03 ERA in 27 games, including 24 starts...struck out 184 batters in 125.0 innings, an average of 13.24 per nine innings...ranked third in all of the minors in strikeouts behind Alec Hansen (191) and Triston McKenzie (186)...the strikeouts led the A's farm system and tied for the sixth best total by a minor leaguer in Oakland history...also ranked eighth in the A's farm system in ERA and innings pitched...was named the A's Organization Pitcher of the Year...walked 48 for a strikeout-to-walk ratio of 3.83...surrendered just three home runs, an average of 0.22 per nine innings...was named to the California League Midseason All-Star Team but did not pitch in the June 20 game following a June 15 promotion to Midland...represented the United States in the All-Star Futures Game...allowed a .227 opponents batting average, which included .227 (80-for-352) against right-handed hitters compared to .228 (28-for-123) against left-handers...allowed just three extra base hits to lefties for a .269 slugging percentage (.332 vs. righties)...opponents hit .248 with runners in scoring position...posted a 2.92 ERA over innings one through five, had a 9.30 ERA from the sixth inning on...made all three of his relief appearances over his first six games with Stockton and was 0-2 with an 8.10 ERA in those games...combined with both clubs to go 6-8 with a 3.68 ERA in his 24 starts...his teams were 10-14 (.417) in his starting assignments...tossed more than five innings in just 10 of his 24 starts...had more strikeouts than innings pitched in 22 of his 27 contests...was named the A's number one prospect by *Baseball America* following the season.

STOCKTON: Began the season at Stockton and went 4-5 with a 3.69 ERA and .196 opponents batting average in 14 games, including 11 starts with the Ports...surrendered just one home run in 61.1 innings...struck out 98 (14.38 per nine innings)...yielded a .175 average to batters leading off an inning...did not allow an earned run in two of his first three appearances (1 er in 12.0 ip, 0.75 ERA)...then allowed a season-high five runs on five hits in 3.0 innings of relief April 23 against San Jose for his first decision of the season, a loss...took the loss in three consecutive appearances from April 23 to May 1 (11.88 ERA)...then picked up his first win in a start on May 6 against San

**MOST STRIKEOUTS,
OAKLAND A'S MINOR LEAGUER**

231	Vida Blue (Birmingham)	1968
225	Chris Floethe (Birmingham)	1971
195	Glenn Abbott (Burlington)	1971
190	Dan Straily (Sacramento/Midland)	2012
187	Rich Harden (Midland/Visalia)	2002
184	A.J. Puk (Stockton/Midland)	2017
184	Tim Conroy (Modesto)	1982
179	Wayne Nix (Visalia/Midland)	2001
179	Jose Rijo (Tacoma)	1985
178	Neal Cotts (Modesto)	2002

Jose...tossed 5.0 scoreless innings, allowed one hit and did not walk a batter while striking out nine in a 13-2 win...that began a six-start through June 3 when he went 4-1 with a 2.32 ERA...was named California League Pitcher of the Week for the week of May 22-28...won each of his two starts that week on May 22 against Lake Elsinore and May 27 at Rancho Cucamonga...allowed just one run (0.87 ERA) and one hit (.029 opponents batting average) while striking out 15 in 10.2 innings...however, walked a season-high four batters in each start...struck out 12 batters in 6.2 innings June 3 against Lancaster, his first of four 10-strikeout games...fanned 11 in 6.2 innings in his final Single-A start June 14 against Visalia...was leading the league in strikeouts (98), ranked second in opponents batting average (.196) and 10th in ERA (3.69) when he was promoted to Midland June 15.

MIDLAND: Went 2-5 with a 4.36 ERA in 13 starts with the RockHounds...struck out 86 batters, which was the second best figure in the Texas League from the time he joined the club (June 15) through the end of the season...was 2-2 with a 2.51 ERA in eight starts at home, 0-3 with a 9.35 ERA in five starts on the road...tossed a season-high 7.0 innings in his first Double-A start on June 19 at Frisco but was the losing pitcher in Midland's 3-1 loss...then tossed a season low 0.1 innings in his next start June 24 at San Antonio (3 h, 4 r, 4 er, 3 bb, 1 so)...walked a season-high tying four batters July 2 against Tulsa...pitched for Team USA in the All-Star Futures Game July 9 at Miami and recorded the final two outs of a 7-6 win (0.2 ip, 2 h, 2 r, 1 er, 1 bb)...allowed a season-high tying five runs in 1.0 innings July 18 at San Antonio...was 0-3 with a 6.98 ERA over his first five starts at Midland...then allowed one run in 5.0 innings in the second game of a July 23 doubleheader against Corpus Christi for his first Double-A win and went 2-2 with a 3.22 ERA over his final eight starts with the RockHounds...struck out a season-high 13 batters and walked just one in 6.2 innings against San Antonio Aug. 3...allowed a season-high eight hits in 5.1 innings against Northwest Arkansas Aug. 15...matched his season-high with 13 strikeouts and did not walk a batter in 6.0 innings in his final regular season start on Aug. 31 against San Antonio...allowed two unearned runs but took the loss in a 5-0 decision...tossed a season-high 109 pitches...went 1-2 with a 3.03 ERA in six starts in August...struck out 53 batters in 35.2 innings and led all of the minor leagues in strikeouts in August...made one postseason start for the TL Champion RockHounds and had a no decision in Midland's 9-2 win over San Antonio in Game 1 of the Semifinals (4.0 ip, 2 h, 4 so).

CAREER

2016—Was the A's first round selection in the 2016 draft and was assigned to Vermont of the Short Season Single-A New York-Penn League after signing on June 30...went 0-4 with a 3.03 ERA in 10 starts with the Lake Monsters...did not allow an earned run in five of his six no decisions (0.98 ERA)...did not allow a run in three of those games, but tossed fewer than five innings in all but one start...struck out 40 batters in 32.2 innings (11.02 strikeouts per nine innings) and did not allow a home run...held the opposition to a .185 batting average, including .157 against right-handed hitters compared to .257 against left-handers...opponents were 3-for-32 (.094) with four walks (.194 on-base percentage) when leading off an inning...yielded a .353 average with runners in scoring position and two outs...combined for a 1.40 ERA in the first and second inning...had a 5.40 ERA from the third inning on...made his professional debut July 12 at Auburn and tossed 2.0 scoreless innings...the first batter he faced reached on an error but he retired each of the final five batters he faced...did not record his first strikeout until his third start on July 22 against Hudson Valley...struck out 15 of the 30 batters he faced over a two start stretch from Aug. 8 to 14 (7.2 ip)...including a season-high eight strikeouts in 3.2 scoreless innings Aug. 14 against Tri-City...then tossed a season-high 5.0 scoreless innings in his next start Aug. 26 at Aberdeen but had a no decision in a 3-1 loss...yielded just two hits and did not walk a batter...was rated as the A's number two prospect by *Baseball America* following the season.

PERSONAL/MISCELLANEOUS

Andrew Jacob Puk was originally signed by A's scout Trevor Schaffer...graduated from Washington High School...attended the University of Florida where he compiled a 16-9 record, a 3.39 ERA and .203 opponents batting average in 54 games (37 starts) over three seasons...struck out 251 batters in 194.0 innings...was a three-time SEC Academic Honor Roll selection...played for the USA Baseball Collegiate National Team in 2015.

LIFETIME PITCHING RECORD

Year	Club	W	L	ERA	G	GS	CG	SHO	SV	IP	H	R	ER	HR	HB	BB	IBB	SO	WP	BK
2016	Vermont	0	4	3.03	10	10	0	0	0	32.2	23	18	11	0	0	12	0	40	3	0
2017	Stockton	4	5	3.69	14	11	0	0	0	61.0	44	28	25	1	4	23	0	98	2	0
	Midland	2	5	4.36	13	13	0	0	0	64.0	64	34	31	2	3	25	0	86	7	0
Minor League Totals		6	14	3.82	37	34	0	0	0	157.2	131	80	67	3	7	60	0	224	12	0

CAREER TRANSACTIONS

2013 — Selected by the Detroit Tigers organization in the 35th round of the First-Year Player Draft; did not sign. **2016** — Selected by the Oakland Athletics organization in the 1st round (sixth selection overall) of the First-Year Player Draft.

OAKLAND A'S RECENT EJECTIONS

Date	Player/Coach	Umpire	Date	Player/Coach	Umpire
Sept. 6, 2017	Matt Chapman	Mike Everitt	May 8, 2013	Bob Melvin	Angel Hernandez
Sept. 4, 2017	Darren Bush	Jordan Baker	April 25, 2013	Curt Young	Jim Reynolds
May 27, 2017	Bob Melvin	Will Little	April 13, 2013	Bob Melvin	Andy Fletcher
May 27, 2017	Jed Lowrie	Will Little	Sept. 18, 2012	Jesse Chavez	Jerry Meals
May 20, 2017	Bob Melvin	Mike Winters	June 23, 2012	Coco Crisp	Tony Randazzo
May 4, 2017	Ryon Healy	Mike Muchlinski	June 9, 2012	Bob Melvin	Tim McClelland
Sept. 20, 2016	Danny Valencia	Marty Foster	May 19, 2012	Bob Melvin	James Hoye
Aug. 5, 2016	Danny Valencia	Mike Estabrook	May 17, 2012	Bob Melvin	Laz Diaz
Aug. 4, 2016	Khris Davis	Eric Cooper	July 31, 2011	Ryan Sweeney	Dan Bellino
July 15, 2016	Yonder Alonso	Mark Wegner	July 22, 2011	Gerald Perry	Marty Foster
July 15, 2016	Bob Melvin	Mark Wegner	June 16, 2011	Bob Melvin	Tim Tschida
July 7, 2016	Coco Crisp	D.J. Reyburn	May 27, 2011	Bob Geren	Angel Campos
Aug. 17, 2015	Sam Fuld	Brian Knight	May 7, 2011	Josh Willingham	Bill Miller
Aug. 17, 2015	Bob Melvin	Brian Knight	Sept. 12, 2010	Daric Barton	Hunter Wendelstedt
July 22, 2015	Bob Melvin	Hunter Wendelstedt	Aug. 3, 2010	Bob Geren	Gary Darling
May 3, 2015	Craig Gentry	Andy Fletcher	July 27, 2010	Jack Cust	Kerwin Danley
April 26, 2015	Bob Melvin	Quinn Wolcott	July 20, 2010	Coco Crisp	Bob Davidson
Aug. 31, 2014	Bob Melvin	Gerry Davis	July 6, 2010	Daric Barton	Mike Winters
July 11, 2014	Bob Melvin	James Hoey	June 23, 2010	Bob Geren	Jerry Crawford
July 11, 2014	Nick Punto	James Hoye	June 7, 2010	Jim Skaalen	Eric Cooper
June 21, 2014	Bob Melvin	Quinn Wolcott	May 23, 2010	Bob Geren	Greg Gibson
June 14, 2014	Josh Donaldson	Hal Gibson	Sept. 22, 2009	Adam Kennedy	Eric Cooper
June 8, 2014	Fernando Abad	Adrian Johnson	August 16, 2009	Bob Geren	Gary Darling
May 17, 2014	Scott Kazmir	Jerry Layne	July 28, 2009	Bob Geren	Adrian Johnson
Aug. 14, 2013	Bob Melvin	Doug Eddings	May 25, 2009	Jim Skaalen	Brian Knight
May 29, 2013	Chip Hale	Brian Knight	May 9, 2009	Bob Geren	Paul Nauert
May 14, 2013	Bob Melvin	D.J. Reyburn			

RIGHT-HANDED PITCHER

Height/Weight: 5-11 / 235

Bats/Throws: Right / Right

Birthdate: March 18, 1977

Opening Day Age: 41

Birthplace/Resides: Santo Domingo, Dominican Republic / Miami, Florida

Major League Service: 14 years, 137 days

Obtained: Acquired from Minnesota for Dakota Chalmers, August 9, 2018

Contract Status: First year of a one-year contract through 2018 with a club option for 2019.

CAREER HIGHLIGHTS

Enters the 2018 season with 300 career saves in 828 games over 16 seasons in the majors with eight different teams (Detroit 1999-2009, Los Angeles-AL 2010-11, Tampa Bay 2012-13, Seattle 2014-15, Chicago-NL 2015, San Diego 2016, Miami 2016 and Arizona 2017)...the saves and games pitched are the most in the majors among active pitchers...is a three-time All-Star (Tampa Bay, 2012; Seattle, 2014; Miami, 2016)...has appeared in 13 postseason games in four seasons (2006, 13, 15 and 17), including four games in the 2006 World Series for Detroit against St. Louis...led the majors with a Mariners record 48 saves in 2014...was named Comeback Player of the Year and Delivery Man of the Year in 2012 when he compiled a 0.60 ERA and set a Tampa Bay record with 48 saves...pitched for the Dominican Republic in the World Baseball Classic in 2006, 2013 and 2017...named to the WBC All-Tournament team after recording eight saves.

2017 HIGHLIGHTS

Signed by Arizona as free agent Dec. 2, 2016...his 39 saves were tied for third most in the National League with Corey Knebel behind Greg Holland (41) and Kenley Jansen (41), and the third-most in franchise history, behind Jose Valverde in 2007 (45) and J.J. Putz in 2011 (45)...held right-handed hitters to a .165 average (16-for-97) with just four extra-base hits (three doubles, one homer)...opponents hit just .151 (13-for-86) against his changeup, the best mark among NL relief pitchers and second best in baseball (Chris Devenski, .138)...his .154 opponent average after May 1 was second among NL relievers behind Carl Edwards Jr. (.144)...pitched in three games for the Dominican Republic at the 2017 World Baseball Classic, allowing one earned run in 3.1 innings pitched...held the opposition hitless in 29 at-bats in June, making him the fourth pitcher all-time to face 28-plus hitters in a single month and not allow a hit, joining Edwar Ramirez in June 2008 (37 BF), Bryan Harvey in August 1989 (33) and Sparky Lyle in April 1970 (29)...went 15-for-16 in save chances with a 0.00 ERA (19.1 IP) and a .035 opponent average (2-for-57) in 20 games from May 1-July 1...recorded 20 saves in the first-half, fifth most in franchise history, behind Jose Valverde (26 in 2007), Byung-Hyun Kim (22 in 2002), J.J. Putz (21 in 2011) and Addison Reed (21 in 2014)...earned his 20th save in Arizona's 70th game, the second fastest to that mark in team history; Jose Valverde accomplished that feat in 58 games in 2007...recorded 12 saves in August, a Diamondbacks monthly record, surpassing J.J. Putz's 11 in May and August 2011...saved his 300th career game Sept. 22 vs. Miami, the 28th player in baseball history to do so.

CAREER

2016—Signed with San Diego as free agent Feb. 2...began the season with 25 scoreless outings (25.2 ip) through June 21, the longest streak in Padres history to start a season...ranked third among major league relievers in the first half with a .147 opponents average and fourth with a 1.04 ERA...named to his third All-Star Team...acquired by Miami June 30, in exchange for right-handed Chris Paddock...combined to go 2-4, with a 3.44 ERA and 25 saves in 67 games between the Padres and Marlins.

2015—Split his season between Seattle and Chicago-NL, going 7-5 with a 4.74 ERA and 16 saves in 68 games...began season with Seattle, appearing in 54 games before being designated for assignment Aug. 23...acquired by the Cubs Aug. 27 for a player to be named later or cash...went 2-0 with a 0.75 ERA and 15 strikeouts in 12.0 innings in 14 games for Chicago...appeared in two

games in the postseason for the Cubs, allowing two runs in 1.2 innings...threw 0.2 scoreless innings in Game 4 of the NLDS vs. Cardinals.

2014—Signed with Seattle as free agent February 13...recorded 200th career save July 26 vs. Baltimore...converted 21 straight save opportunities from July 26 through the end of the season...led baseball in saves (48)...named to his second All-Star Team...set Mariners single-season save record, passing Kazuhiro Sasaki's previous mark of 45 in 2001...was first pitcher in team history to lead the league in saves...ranked second in the AL and third in baseball with a 94.1 save percentage (48-of-51)...also led the AL in games finished (64).

2013—Pitched for Dominican Republic in World Baseball Classic...named to WBC All-Tournament Team, recorded a save in all eight wins for the champion Dominican team...spent second season with Tampa Bay...became first pitcher in Rays history with two seasons of 35-plus saves...threw 1.0 scoreless inning with two strikeouts in the Wild Card game at Cleveland...appeared in two games in the ALDS vs. Boston (1.1 IP, 2 ER).

2012—Spent his first season with Tampa Bay, signing as free agent February 25...allowed one earned run in first 23 appearances (23.2 ip)...named Major League Baseball's Comeback Player of the Year and Delivery Man of the Year after he set a then-major league record for a relief pitcher with a 0.60 ERA...finished fifth in the AL Cy Young voting, receiving 38 total points (1 first place vote)...named to the AL All-Star Team...set Tampa Bay record with a career-high 48 saves...joined Dennis Eckersley (48 saves, 0.61 ERA) in 1990 as the only pitchers in history to post 40 saves with an ERA under 1.00...led baseball with a 96.0 save percentage and ranked second in games (65) and saves...his 0.60 ERA was 0.98 better than the next closest AL reliever (Boston's Scott Atchison, 1.58), the largest lead by an AL relief pitcher since 1950 when Mickey McDermott (1.67) led Sam Zoldak (3.04) by 1.37.

2011—Spent his second and final season with Los Angeles-AL...went 3-5, 4.50 ERA in 39 games with the Angels...was on the disabled list from June 9-July 22 with a strained back...pitched with Escobido in the Dominican Winter League.

2010—Spent first season with Los Angeles-AL after signing in the off-season...went 4-3 with a 4.24 ERA and 14 saves in 72 games...led Angels in appearances...tied for eighth in AL in holds (21).

2009—Spent his final season with Detroit...converted 37 of 38 saves (97.4%) for the Tigers, leading the baseball in save percentage...also led the AL in games finished (65)...signed as a free agent with Los Angeles-AL December 24.

2008—Was limited to 38 games with Detroit after being placed on disabled list March 30-June 16 with right shoulder tendinitis...went 0-6 with a 4.91 ERA and 13 saves with Escobido in the Dominican Winter League.

2007—Appeared in 48 games for Detroit, missing time with two stints on the disabled list: May 21-June 4 with biceps tendinitis and June 24-Aug. 3 with shoulder tendinitis.

2006—Spent his first full season in majors with Detroit...led the Tigers in games (63)...appeared in seven postseason games, recording one save with a 2.35 ERA and nine strikeouts in 7.2 innings...pitched three scoreless outings in the ALCS vs. Oakland (3.2 IP)...made four appearances in the World Series vs. St. Louis, allowing two earned runs in 4.0 innings pitched.

2005—Was limited to 39 games with Detroit after spending time on disabled the list from March 26-June 9 with right shoulder inflammation.

2004—Missed the entire season after undergoing "Tommy John" surgery on his right elbow April 29...the surgery was performed by Dr. James Andrews.

2003—Spent the majority of the season with Triple-A Toledo...ranked seventh among minor league relievers with 12.84 strikeouts per nine innings and 10th with a .162 opponents aver-

age...appeared in 27 games in two stints with the Tigers...earned first major league save Sept. 2 against Cleveland...was rated as having the best fastball and named the best reliever in the International League by *Baseball America*...also named a Topps Triple-A All-Star and to *Baseball America's* Minor League and Triple-A All-Star teams following the season.

2002—Began season with Double-A Erie...was promoted to Triple-A Toledo June 19, going 1-1 with a 0.81 ERA in 20 games...recalled May 3 and made major league debut May 4 at Minnesota, allowing one unearned run in 1.1 innings and was dealt the loss...had four stints with Tigers, going 1-3 with a 6.00 ERA in 20 games...earned his first career win July 13 vs. Chicago-AL.

2001—Went 4-2 with a 3.45 ERA in 21 games (10 starts) between the GCL Tigers, Single-A Lakeland and Double-A Erie...was on the disabled list twice: May 22-July 2 with a right forearm strain and July 13-Aug. 1 with a strained left hamstring.

2000—Spent the entire season with Single-A West Michigan, going 6-4 with a 2.94 ERA in 22 games (10 starts)...was on the disabled list from Aug. 14 through the end of season with a strained right shoulder.

1999—Split the season between the GCL Tigers and Single-A Lakeland (Detroit), combining to post a 2.23 ERA in 26 games...was named fifth-best prospect in the GCL by *Baseball America*.

PERSONAL/MISCELLANEOUS

Fernando Rodney was originally signed by Detroit scout Ramon Pena...has six children: Fernando Jr., Gavin, Jaden, Ferna, Emma and Jennessy...traveled to South Korea prior to the 2014 season on a goodwill trip visiting Little League teams and putting on baseball clinics...wears his hat tilted to the left for a variety of reasons, mostly in memory of his father, Ulise, who was a fisherman and wore his hat sideways to block the sun while he worked...he also cites deception to the hitter and baserunners for his hat positioning, as well as having a little fun...began his bow-and-arrow save celebration on April 16, 2012 when playing for the Tampa Bay Rays...he says he doesn't know where the idea came from, it's "just something after the last out. Out 27. You know the game is over. I shoot the moon. I shoot the arrow, just to let them know game over."...became a U.S. Citizen on May 1, 2017 in Miami, FL.

LIFETIME PITCHING RECORD

Year	Club	W	L	ERA	G	GS	CG	SHO	SV	IP	H	R	ER	HR	HB	BB	IBB	SO	WP	BK	
1999	GCL Tigers	3	3	2.40	22	0	0	0	9	30.0	20	8	8	1	3	21	0	39	1	1	
	Lakeland	1	0	1.42	4	0	0	0	2	6.1	7	1	1	0	1	1	0	5	0	0	
2000	West Michigan	6	4	2.94	22	10	0	0	0	82.2	74	34	27	2	2	35	0	56	3	0	
2001	Erie	0	0	4.26	4	0	0	0	1	6.1	7	3	3	1	2	3	0	8	0	0	
	GCL Tigers	0	0	0.00	1	1	0	0	0	1.0	0	0	0	0	0	1	0	1	0	0	
2002	Lakeland	4	2	3.42	16	9	0	0	0	55.1	53	26	21	2	1	19	1	44	1	1	
	Erie	1	0	1.33	21	0	0	0	11	20.1	14	4	3	0	0	5	0	18	3	0	
2003	Toledo	1	1	0.81	20	0	0	0	4	22.1	13	4	2	1	1	9	0	25	2	2	
	DETROIT	1	3	6.00	20	0	0	0	0	18.0	25	15	12	2	0	10	2	10	0	1	
2004	Toledo	1	1	1.33	38	0	0	0	23	40.2	22	6	6	0	4	13	0	58	3	0	
	DETROIT	1	3	6.07	27	0	0	0	3	29.2	35	20	20	2	1	17	1	33	0	0	
2005	DETROIT	(Injured – did not pitch)																			
2006	Toledo	0	0	3.00	3	0	0	0	0	3.0	2	1	1	0	2	1	0	4	0	0	
	DETROIT	2	3	2.86	39	0	0	0	9	44.0	39	14	14	5	2	17	3	42	2	0	
2007	DETROIT	7	4	3.52	63	0	0	0	7	71.2	51	36	28	6	8	34	4	65	3	0	
	Toledo	0	0	0.00	4	0	0	0	0	3.0	4	0	0	0	0	2	0	4	0	0	
2008	DETROIT	2	6	4.26	48	0	0	0	1	50.2	46	27	24	5	3	21	0	54	4	0	
	Toledo	1	0	6.75	4	0	0	0	0	5.1	3	4	4	1	1	5	0	8	1	0	
2009	DETROIT	0	6	4.91	38	0	0	0	13	40.1	34	22	22	3	3	30	5	49	3	0	
	DETROIT	2	5	4.40	73	0	0	0	37	75.2	70	38	37	8	2	41	4	61	5	0	
2010	LOS ANGELES (AL)	4	3	4.24	72	0	0	0	14	68.0	70	33	32	4	5	35	1	53	4	0	
2011	Inland Empire	0	0	9.00	2	1	0	0	0	2.0	2	2	2	0	0	1	0	3	0	0	
	LOS ANGELES (AL)	3	5	4.50	39	0	0	0	3	32.0	26	18	16	1	3	28	0	26	2	0	
2012	TAMPA BAY	2	2	0.60	76	0	0	0	48	74.2	43	9	5	2	3	15	1	76	4	0	
2013	TAMPA BAY	5	4	3.38	68	0	0	0	37	66.2	53	27	25	3	1	36	3	82	4	1	
2014	SEATTLE	1	6	2.85	69	0	0	0	48	66.1	61	24	21	3	3	28	3	76	4	0	
2015	SEATTLE	5	5	5.68	54	0	0	0	16	50.2	51	32	32	8	5	25	3	43	5	0	
	CHICAGO (NL)	2	0	0.75	14	0	0	0	0	12.0	8	4	1	1	3	4	0	15	1	0	
2016	SAN DIEGO	0	1	0.31	28	0	0	0	17	28.2	13	2	1	0	2	12	0	33	1	1	
	MIAMI	2	3	5.89	39	0	0	0	8	36.2	41	25	24	5	3	25	3	41	4	0	
2017	ARIZONA	5	4	4.23	61	0	0	0	39	55.1	40	29	26	3	2	26	3	65	7	0	
AL Totals		35	55	3.77	686	0	0	0	236	688.1	604	315	288	52	39	337	30	670	40	2	
NL Totals		9	8	3.53	142	0	0	0	64	132.2	102	60	52	9	10	67	6	154	13	1	
ML Totals		44	63	3.73	828	0	0	0	300	821.0	706	375	340	61	49	404	36	824	53	3	

CAREER TRANSACTIONS

1997 — Signed by the Detroit Tigers as a non-drafted free agent, Nov. 11. **2004** — On the disabled list, March 26 to Nov. 18. **2005** — On the disabled list, March 29 to June 8; included rehabilitation assignment to Toledo, June 3 to 8. **2007** — On the disabled list, May 21 to June 4. On the disabled list, June 24 to Aug. 3; included rehabilitation assignment to Toledo, July 27 to Aug. 3. **2008** — On the disabled list, March 30 to June 15; included rehabilitation assignment to Toledo, June 3 to 15. **2009** — On the suspended list, Sept. 14 to 15. Elected free agency, Nov. 5; signed by the Los Angeles Angels, Dec. 24. **2011** — On the disabled list, June 9 to July 21; included rehabilitation assignment to Inland Empire, July 16 to 20. Elected free agency, Oct. 30. **2012** — Signed by the Tampa Bay Rays, Jan. 5. **2013** — Elected free agency, Oct. 31. **2014** — Signed by the Seattle Mariners, Feb. 13. **2015** — Traded to the Chicago Cubs for a player to be named later or cash, Aug. 27. Elected free agency, Nov. 2. **2016** — Signed by the San Diego Padres, Feb. 25. Traded to the Miami Marlins for minor league pitcher Chris Paddock, June 30. Elected free agency, Nov. 3; signed by the Arizona Diamondbacks, Dec. 9. **2017** — Elected free agency, Nov. 2; signed by the Minnesota Twins, December 19. **2018** — Traded to the Oakland Athletics for minor league pitcher Dakota Chalmers, Aug. 9.

WILD CARD RECORD

Year	Club/Opp.	W	L	ERA	G	GS	CG	SHO	SV	IP	H	R	ER	HR	HB	BB	IBB	SO	WP	BK
2013	TB vs. CLE	0	0	0.00	1	0	0	0	0	1.0	0	0	0	0	0	0	0	2	0	0
2017	ARI vs. COL	0	0	9.00	1	0	0	0	0	1.0	2	1	1	0	0	0	0	2	0	0
Totals		0	0	4.50	2	0	0	0	0	2.0	2	1	1	0	0	0	0	4	0	0

DIVISION SERIES RECORD

Year	Club/Opp.	W	L	ERA	G	GS	CG	SHO	SV	IP	H	R	ER	HR	HB	BB	IBB	SO	WP	BK
2013	TB vs. BOS	1	0	13.50	2	0	0	0	0	1.1	1	2	2	0	1	3	0	2	1	0
2015	CHI vs. STL	0	0	0.00	1	0	0	0	0	0.2	0	0	0	0	0	1	0	1	0	0
Totals		1	0	9.00	3	0	0	0	0	2.0	1	2	2	0	1	4	0	3	1	0

LEAGUE CHAMPIONSHIP SERIES RECORD

Year	Club/Opp.	W	L	ERA	G	GS	CG	SHO	SV	IP	H	R	ER	HR	HB	BB	IBB	SO	WP	BK
2006	DET vs. OAK	0	0	0.00	3	0	0	0	0	3.2	1	0	0	0	0	1	0	4	0	0
2015	CHI vs. NYM	0	0	18.00	1	0	0	0	0	1.0	1	2	2	1	0	1	0	2	0	0
Totals		0	0	3.86	4	0	0	0	0	4.2	2	2	2	1	0	2	0	6	0	0

WORLD SERIES RECORD

Year	Club/Opp.	W	L	ERA	G	GS	CG	SHO	SV	IP	H	R	ER	HR	HB	BB	IBB	SO	WP	BK
2006	DET vs. STL	0	0	4.50	4	0	0	0	0	4.0	5	4	2	0	0	4	1	5	0	0

ALL-STAR GAME RECORD

Year	Club/Site	W	L	ERA	G	GS	CG	SHO	SV	IP	H	R	ER	HR	HB	BB	IBB	SO	WP	BK
2012	AL/K.C.	0	0	0.00	1	0	0	0	0	1.0	0	0	0	0	0	0	0	0	0	0
2014	AL/Min.	0	0	0.00	1	0	0	0	0	0.1	0	0	0	0	0	1	0	1	0	0
2016	NL/S.D.	0	0	0.00	1	0	0	0	0	0.2	0	0	0	0	0	0	0	1	0	0
Totals		0	0	0.00	3	0	0	0	0	2.0	0	0	0	0	0	1	0	2	0	0

WORLD BASEBALL CLASSIC RECORD

Year	Club	W	L	ERA	G	GS	CG	SHO	SV	IP	H	R	ER	HR	HB	BB	IBB	SO	WP	BK
2006	Dominican Republic	0	0	0.00	4	0	0	0	1	4.2	2	0	0	0	0	3	1	7	0	0
2013	Dominican Republic	0	0	0.00	8	0	0	0	7	7.1	1	0	0	0	0	3	0	8	0	0
2017	Dominican Republic	0	0	2.70	3	0	0	0	0	3.1	2	1	1	1	0	0	0	4	0	0
Totals		0	0	0.59	15	0	0	0	8	15.1	5	1	1	1	0	6	1	19	0	0

RODNEY'S CAREER BESTS

Low Hit Complete Game: None

Innings Pitched: 3.0 (six times), last: October 6, 2009 at Minnesota

Strikeouts: 7, July 15, 2005 vs. Kansas City

Longest Winning Streak: 4, April 10 to May 30, 2010

Longest Losing Streak: 9, Sept. 29, 2007 to July 6, 2009

Longest Scoreless Streak: 25.2, April 16 to June 21, 2016



SHORTSTOP

Height/Weight: 6-0 / 191 **Bats/Throws:** Right / Right
Birthdate: September 17, 1990 **Opening Day Age:** 27
Birthplace/Resides: San Francisco, California / Oakland, California
Major League Service: 3 years, 118 days
Obtained: Acquired from the Chicago White Sox with Chris Bassitt, Josh Phegley and Rangel Ravelo for Jeff Samardzija and Michael Ynoa, December 9, 2014
Contract Status: First year of a one-year contract through 2018

CAREER HIGHLIGHTS

The East Bay native is a .248 hitter with 52 home runs and 160 RBI in 399 games in three seasons with the A's after batting .240 with eight home runs and 35 RBI in 85 games in two seasons with the White Sox...his 52 home runs are fourth most in Athletics history by a shortstop...was originally selected by Chicago (AL) in the sixth round of the 2011 draft out of Cal...hit 27 home runs in 2016 to become the fifth shortstop in Athletics history with 20 home runs...set an Oakland record with a Major League leading 35 errors in 2015...was named to *Baseball America's* Minor League All-Star Team in 2013...was also named Southern League Most Valuable Player after leading the league in on-base percentage (.420) and runs scored (90) at Birmingham...played for Glendale in the Arizona Fall League in 2013.

MOST CAREER HOME RUNS, ATHLETICS SHORTSTOP

- 156 Miguel Tejada, 1997-2003
- 116 Eddie Joost, 1947-54
- 68 Bert Campaneris, 1964-76
- 55 Bobby Crosby, 2003-09
- 52 Marcus Semien, 2015-present

2017 HIGHLIGHTS

Batted .249 with 10 home runs and 40 RBI in 85 games in a season shortened by a stint on the disabled list from April 15 to July 5...missed 74 games while on the DL after playing in all but 10 games over the previous two seasons...had career highs in stolen bases (12) and on-base percentage (.325)...went 12-for-13 (92.3%) in stolen base attempts and has stolen 10 or more bases in each of his three seasons with Oakland...is 38-for-48 (79.2%) in stolen base attempts in his career...reached double figures in home runs for the third consecutive season and now has 52 career home runs with the A's, which are fifth most in Athletics history by a shortstop...they are fourth most by a Major League shortstop over the last three years...his average increased each of his first three months as he hit .171 in April, .262 in July and .283 in August...then hit .232 in September...batted .258 (63-for-244) against right-handed pitching compared to .224 (22-for-98) against left-handers...entered the season with a .229 career average against righties compared to .288 against lefties...with 3-for-9 (.333) with a walk and two home runs with the bases loaded...tied for third in the American League in grand slams...was 7-for-38 (.184) with the bases full entering the season...all 85 of his games were starts at shortstop and he made nine errors for a .976 fielding percentage...that is his best mark in his three seasons with the A's...has 391 games played at shortstop in his three seasons with the A's, which is already ninth most in Oakland history...made a team-leading 47 starts batting second in the order...also started 33 games in the leadoff spot, four in the nine spot and one batting eighth.

OAKLAND: Made his third consecutive Opening Day start at shortstop for Oakland on April 3 against Los Angeles (AL)...also started at second base for the White Sox in 2014 and is 1-for-12 (.083) with a run, RBI and three walks in four career openers...matched his career high with two stolen bases April 8 at Texas...was 6-for-35 (.171) with 10 walks (.370 on-base percentage) in 11 games before he was placed on the disabled list April 16 retroactive to April 15 with a right wrist contusion...it was his first career stint on the DL...was later diagnosed with a fractured scaphoid bone and had surgery to insert a screw into the bone April 18...the surgery was performed by Dr. Steve Shin of the Kerlan-Jobe Clinic in Los Angeles...began a rehab assignment with Single-A Stockton June 23 and went 6-for-17 (.353) with five RBI in five games with the Ports before he was transferred to Triple-A Nashville July 2...went 4-for-14 (.286) with three RBI in three games

with the Sounds and combined to hit .323 with six runs, three doubles, two home runs, eight RBI a walk and three strikeouts on an eight-game rehab assignment...started five games at shortstop and three at designated hitter...was reinstated from the DL July 6 and batted .257 with all 10 of his home runs over his final 74 games...hit .132 with five walks over his first 10 games following his return...then had his fifth career four-hit game July 21 when he went 4-for-5 at New York (NL)...batted .370 with three home runs and 10 RBI over his final 11 games of July...hit his second career grand slam and a career-high tying four RBI July 31 against San Francisco...batted safely in a season-best eight consecutive games from Aug. 9 to 16 (11-for-31, .355)...had a 23-game errorless streak from Aug. 19 to Sept. 15...had his second two-steal game of the season and the fourth of his career Aug. 27 against Texas...hit his second grand slam of the season and the third of his career Sept. 8 against Houston...the four RBI in the game matched his career high (sixth time)...matched his season-high with an eight-game hitting streak from Sept. 17-26...went 11-for-34 (.324) with three home runs and six RBI during the streak...led off the game with a home run for the first time in his career, Sept. 26 against Seattle.

CAREER

2016—Played in all but three games and batted .238 with 27 home runs and 75 RBI in 159 games... is the fifth shortstop in Athletics history to hit 20 home runs (Miguel Tejada five times, Eddie Joost twice, Bobby Crosby and Bert Campaneris once) and his 27 home runs tied for fourth in Athletics history by a shortstop...they were the most since Miguel Tejada had 27 in 2003...tied Trevor Story (COL) for the most home runs in the majors by a shortstop...his 75 RBI ranked fifth among AL shortstops and sixth in Oakland history...led the A's with 51 walks, which were the fewest by a team-leader in Oakland history (previous: 53, Mitchell Page in 1978)...also topped the club in games and at bats (568)...had career highs in games, at bats, runs (72), doubles (27), home runs, RBI, walks, strikeouts (139), slugging percentage (.435), OPS (.735) and extra base hits (56)...tied for eighth in the AL in games played (159) and the only games he missed were for the birth of his son, Isaiah...was successful in 10-of-12 (83.3%) stolen base attempts...committed 21 errors, which tied Ketel Marte (SEA) for the Major League lead among shortstops, after setting an Athletics record with a ML leading 35 errors in 2015...is the first player to lead ML shortstops in errors in consecutive seasons since Starlin Castro (2011-13) but is the first AL shortstop to do it since Angel Berroa (2003-04)...also led ML shortstops in double plays (109), total chances (733), putouts (235) and assists (477) and ranked second in games (159)...the 109 double plays ranked fourth most in Oakland history by a shortstop...hit .257 with 11 home runs against left-handed pitching (13.45 at bats per home run) compared to .231 with 16 home runs against right-handers (26.25 at bats per home run)...slugged .514 against lefties, .407 against righties...tied for fourth in the AL in home runs against lefties and had the fifth lowest batting average against righties...batted .286 with runners on base compared to .205 with the bases empty...hit .290 with runners in scoring position but was 1-for-9 (.111) with the bases loaded...hit .188 with a .229 on-base percentage when leading off an inning...the on-base percentage was third lowest in the AL...slugged nine home runs batting ninth, which tied for the Major League lead (Chirinos, TEX) and tied the Athletics franchise record (Hernandez, 2000)...hit seven home runs in the eighth inning, which tied the Oakland record (McGwire, 1992; Canseco, 1997) and tied for second in the majors...tied for sixth in the AL in home runs in the seventh inning or later (12) and tied for seventh in home runs with two strikes (13)...started games at every spot in the order except clean-up...led the A's with 51 starts batting seventh and 31 batting ninth...tied for third in the AL in reaching base on an error (8), had the ninth lowest percentage of swings at the first pitch (17.7%) and ranked 10th in most pitches per plate appearance (4.16)...made his third straight Opening Day start April 4 against Chicago (AL), his second straight at shortstop with the A's...reached base safely in each of his first four game to extend his career-high reaching base streak to 27 games dating back to Sept. 6, 2015...batted .273 with 14 walks and a hit by pitch (.379 on-base percentage) during the streak, which ended with a 0-for-4 performance at Seattle April 8...had his second career two-homer game April 12 against Los Angeles (AL)...hit six home runs in April, which was the first time he hit more than three home runs in a month in his career...also homered six times in June and July...his average was under .200 as late as May 3 (.195), but he hit .275 over his next 50 games from May 4 to June 29 to raise his average to .249...had a streak of nine consecutive games with both a hit and run scored from June 23 to July 1...went 12-for-36 (.333) with 13 runs scored, five home runs and 12 RBI during the streak, which tied for the third longest such streak in Oakland history...it was the longest since Terrence Long had a 10-game streak (June 13-24, 2000)...the nine-game hitting

streak matched his career high (Aug. 4-14, 2015)...the nine-game streak with a run scored was the best by an Athletic since Nick Swisher had a 10-game streak from Sept. 5-15, 2007...matched his career high with four RBI June 27 at San Francisco and Sept. 15 at Kansas City...hit .283 in June, which was his best single-month mark of 2016...then batted .191 in July, which was his lowest mark of the year and fifth lowest in the AL...stole two bases July 19 against Houston, the second two-steal game of his career...started each of the first 96 games through July 21, which was the longest season-opening streak by an Athletic since Miguel Tejada started all 162 games in 2003...went 4-for-4 against Seattle Aug. 12, his third career four-hit game...had another four-hit game against the Mariners on Oct. 1 at Seattle...made his first career start batting third Aug. 21 at Chicago (AL) and went 2-for-4...was placed on the paternity list August 24 and missed three games for the birth of his son, Isaiah...that snapped his consecutive games played streak at 126, which was the longest by an Athletic since Miguel Tejada set the Athletics record with a 594-game streak from June 2, 2000-Sept. 28, 2003...was reinstated from the PL Aug. 26 and hit .229 with four home runs and 20 RBI in 35 games following his return...three of the home runs and 13 of the RBI came over a six-game stretch from Sept. 12 to 17.

2015—Batted .257 with 15 home runs and 45 RBI in a team-leading 155 games in his first full season in the majors...hit .314 with six home runs and 15 RBI over his first 40 games through May 18, .195 with two home runs and seven RBI over a 63-game stretch from May 19 to July 31, and .283 with seven home runs and 23 RBI over his final 52 contests...committed a Major League leading 35 errors to set an Oakland record for errors in a season...broke the previous mark of 34 set by Bert Campaneris in 1968...the errors were the most by an Athletic since Campaneris had 35 with the Kansas City A's in 1965 and they were the most by an A's shortstop since Dick Howser had 38 in 1961...they were the most by a Major League shortstop since Jose Valentin had 36 with Chicago (AL) in 2000...had a .947 fielding percentage, which was the lowest by an A's shortstop since Campaneris had a mark of .938 in 1965 and the lowest by an American League shortstop since Mike Caruso fielded .944 with Chicago in 1998...committed 28 errors in 89 games at shortstop before the All-Star Break but just seven in 63 games after the break...batted .329 against left-handed pitching compared to .230 against right-handers...his average against lefties ranked seventh in the AL...tied for second among AL shortstops with 15 home runs (Correa, HOU 22)...tied for fourth in the AL with six home runs batting ninth...hit 13 of his 15 home runs at night, 10 on the road and 10 with the bases empty...batted .294 with 10 of his 15 home runs against AL West competition, .223 against everyone else...ranked second in the AL in highest line drive percentage (29.6%), sixth in most at bats per RBI (12.36) and tied for seventh in stolen bases off a left-handed pitcher (6)...was 6-for-7 (85.7%) in stolen base attempts against lefties, 5-for-9 (55.6%) against righties...appeared exclusively at shortstop on defense where he played in 152 games, including 147 starts...ranked third among AL shortstops in double plays (99) and fourth in total chances (656)...also went 3-for-7 (.429) with a double, triple and walk as a pinch hitter...led the A's with 50 starts batting ninth and 43 starts hitting eighth...hit in every spot in the order except third, fourth and fifth...had the first two-double game of his career April 29 against Los Angeles (AL)...had the first two steal game of his career May 9 at Seattle...connected for the first two-homer game of his career May 10 at Seattle with a pair of solo home runs off Felix Hernandez...it was the first two-homer game by an A's shortstop since May 21, 2004 (Bobby Crosby vs. Kansas City)...homered again May 12 against Boston but then had a career-high 45-game homerless streak before hitting his next home run July 2 against Seattle...slugged a solo home run in the seventh inning Aug. 1 against Cleveland to snap a career-high streak of 17 consecutive games without an RBI...had a career-high nine-game hitting streak from Aug. 4 to 14...was 14-for-31 (.452) with two doubles, one triple, one home run and five RBI during the streak...hit .299 in August, which was the highest single-month mark of his career...reached base safely via hit or walk in each of his final 23 games beginning Sept. 6, which was an A's season high...hit .266 with a .370 on-base percentage during the streak...tripled Sept. 22 against Texas, his fifth triple of the season at the Coliseum...that tied the Coliseum record for most triples in a season (sixth time, last: Crisp in 2012).

2014—Made his first Opening Day roster with the White Sox and batted .234 with six home runs and 28 RBI in 64 games over two stints with Chicago...had a .218 batting average, three home runs and 18 RBI in 43 games when he was optioned to Triple-A Charlotte June 1...hit .267 with 15 home runs and 52 RBI in 83 games with the Knights before returning to Chicago Sept.

2...batted .273 with three home runs and 10 RBI in 21 games September games with the Sox... struck out 70 times in 255 plate appearances overall, an average of 3.64 plate appearances per strikeout...hit .271 against left-handed pitching compared to .212 against right-handers...batted .304 with runners on base, including .333 with runners in scoring position...four of his six home runs were go-ahead shots in the sixth inning or later, which tied for the second most in the American League and tied for sixth most in the majors...hit .281 with five home runs and 16 RBI in 23 day games, .204 with one home run and 12 RBI in 41 contests at night...was 7-for-13 (.538) when putting the first pitch in play...started 31 games at third base, 25 at second base and one at shortstop...committed 10 errors as a third baseman for a .896 fielding percentage, and four at shortstop for a .970 fielding percentage...did not make an error in three games overall at shortstop...went 3-for-3 with a double, walk and two RBI in four pinch hitting appearances... was the White Sox Opening Day starter at second base March 31 against Minnesota and went 0-for-4...snapped a career-high 0-for-17 streak dating back to 2013 with a go-ahead home run in the eighth inning against Minnesota April 3...had a career-high four hits April 8 at Colorado... started in the leadoff spot April 20 at Texas and had his second career four-hit game while driving in a career-high four runs...matched his career high for RBI three games later at Detroit April 23 when he hit his first career grand slam, a game-winning shot in the seventh inning off Ian Krol in the Sox 6-4 win...was optioned to Charlotte June 1 but returned Sept. 2 when the Knights season concluded...hit the game-winning, solo home run in the sixth inning Sept. 11 against Oakland... became the first White Sox number nine hitter to homer in a 1-0 win since Early Wynn on May 1, 1959 against Boston...joined the Knights June 2 and from that point through the end of the season, he led the International League in walks (53)...also ranked second in extra base hits (38) and tied for second in runs (152)...batted .321 against left-handed pitching compared to .249 against right-handers...his average improved each month as he hit .188 in June, .286 in July and .326 in August...added 23 walks in 28 games in August for a .463 on-base percentage...appeared in 42 games at shortstop, 17 at third base, 11 in left field, eight at second base and seven at designated hitter...committed six errors, including five as a shortstop (.973 fielding percentage) and one as a third baseman (.981)...went 21-for-57 (.368) over a 14-game stretch from July 5 to 21...reached base safely in 24 consecutive games from Aug. 5 to 30...hit .370 with a .500 on-base percentage over that stretch...went 15-for-30 (.500) with three home runs and seven RBI during an eight-game hitting streak from Aug. 18-25.

2013—Began the season by making his Double-A debut at Birmingham but finished it by making his Major League debut with Chicago in September...was selected from Triple-A Charlotte Sept. 3 and hit .261 with two home runs and seven RBI in 21 games with the White Sox...batted .298 with both of his home runs at home...hit .364 when leading off an inning and .313 with runners in scoring position...started 13 games at third base, three at shortstop and one at second base...batted .346 over his first eight games, .209 over his final 13 contests...started at third base in his ML debut Sept. 4 at New York (AL) and went 2-for-4 with a RBI...singled off CC Sabathia in the top of the second for his first ML hit...connected for his first home run Sept. 23 against Toronto, a two-run shot off J.A. Happ...was named to *Baseball America's* Minor League All-Star Team after coming to hit .283 with 19 home runs, 66 RBI and 110 runs scored in 137 games with Birmingham and Charlotte...added 98 walks for a .401 on-base percentage...led the minors in runs scored and ranked sixth in walks...tied for second among White Sox farmhands in home runs...hit .290 with 15 home runs and 49 RBI in 105 games with Birmingham and was named Southern League Most Valuable Player after leading the league in on-base percentage (.420) and runs scored (90)... also ranked second in slugging (.483), tied for second in walks (84) and third in batting (.290)... was also named the Best Utility Player in the SL and was selected to the Midseason and Post-season All-Star team...combined with both clubs to bat .354 against left-handed pitching...had a .317 batting average and .441 on-base percentage when leading off an inning...appeared in 73 games at shortstop, 41 at second base and 23 at third base...committed 19 errors as a shortstop (.938 fielding percentage), eight as a second baseman (.956) and one as a third baseman (.986)... reached base safely in 26 consecutive games from June 29 to July 28, which was the third longest streak in the SL...hit .372 with a .516 on-base percentage during the streak...was named SL Batter-of-the-Week for the period of July 22 to 28...went 14-for-24 (.583) with 12 runs scored, three doubles, one triple, three home runs, 11 RBI and 12 walks (.722 on-base percentage) in seven games...had his lone two-homer game of the season July 22 against Chattanooga...hit .372 with eight home runs and 20 RBI in 26 games in July...added 29 walks for a .524 on-base percent-

age...slugged .745 and had a 1.269 OPS...was promoted to Charlotte Aug. 1 and hit .264 with four home runs and 17 RBI in 32 games with the Knights...played for Glendale in the Arizona Fall League following the season and batted .156 with two home runs and eight RBI in 21 games...played for the West in the AFL Fall Stars Game...was rated as the Best Defensive Second Baseman and possessing the Best Strike-Zone Judgement in the Southern League by *Baseball America*...also ranked as the No. 5 Prospect in the White Sox system and as possessing the Best Strike-Zone Discipline by the magazine.

2012—Spent his first full professional season at Single-A Winston-Salem where he batted .273 with 14 home runs and 59 RBI in 107 games...had his season interrupted by three stints on the disabled list...was out from May 23 to June 1 (strained back), June 14 to 20 (strained right hamstring) and July 28 to Aug. 3 (lacerated left knee)...despite the missed playing time, he tied for second in the Carolina League in extra base hits (50), ranked third in runs scored (80) and fifth in slugging percentage (.471) and walks (55)...ranked third in the White Sox farm system in doubles (31), tied for fourth in extra base hits and fifth in runs...hit .316 with a .667 slugging percentage against left-handed pitching...appeared in 80 games at shortstop and 24 at second base...committed 19 errors as a shortstop (.943 fielding percentage) and five as a second baseman (.959)...had an 18-game hitting streak from April 23 to May 12, which tied for second longest in the CL...hit .342 with 19 RBI and 16 runs scored during the streak...had a grand slam April 25 against Potomac...reached base safely in 28 consecutive games from July 16 to Aug. 22, which tied for the third longest reaching base streak in the CL...hit .325 with a .421 on-base percentage during the streak...went 5-for-25 (.200) with two doubles, two home runs and four RBI in seven postseason games for the Dash.

2011—Batted .253 with three home runs and 26 RBI in 60 games in his professional debut with Single-A Kannapolis of the South Atlantic League...hit .287 against right-handed pitching compared to .176 against left-handers...had a .202 average with the bases empty compared to .314 with runners on...appeared in 55 games at shortstop and four at second base...hit safely in each of his first six games as a professional (11-for-29, .379)...connected for his first home run July 5 at Greensboro.

PERSONAL/MISCELLANEOUS

Marcus Andrew Semien was originally signed by White Sox scout Adam Virchis...he and his wife, Tarah, have a son, Isaiah...graduated from St. Mary's High School in Berkeley, Calif. in 2008...attended the University of California-Berkeley...earned Honorable Mention All-Pac-10 honors in 2010...helped lead Cal to the College World Series in 2011...was the A's recipient of the MLBPAA Heart and Hustle Award in 2016, which honors active players who demonstrate a passion for the game of baseball and best embody the values, spirit and traditions of the game.

LIFETIME PLAYING RECORD

Year	Club	AVG.	G	AB	R	H	2B	3B	HR	RBI	SH	SF	HP	BB	SO	SB	CS	SLG	OBP	E
2011	Kannapolis	.253	60	229	35	58	15	2	3	26	6	3	2	22	53	3	4	.376	.320	16
2012	Winston-Salem	.273	107	418	80	114	31	5	14	59	6	3	5	55	97	11	5	.471	.362	24
2013	Birmingham	.290	105	393	90	114	21	5	15	49	2	0	4	84	66	20	5	.483	.420	20
	Charlotte	.264	32	125	20	33	11	1	4	17	0	2	1	14	24	4	0	.464	.338	8
	CHICAGO (AL)	.261	21	69	7	18	4	0	2	7	0	1	0	1	22	2	2	.406	.268	3
2014	CHICAGO (AL)	.234	64	231	30	54	10	2	6	28	2	0	1	21	70	3	0	.372	.300	14
	Charlotte	.267	83	303	57	81	20	3	15	52	0	5	5	53	59	7	2	.502	.380	6
2015	OAKLAND	.257	155	556	65	143	23	7	15	45	1	1	1	42	132	11	5	.405	.310	35
2016	OAKLAND	.238	159	568	72	135	27	2	27	75	1	1	0	51	139	10	2	.435	.300	21
2017	OAKLAND	.249	85	342	53	85	19	1	10	40	1	3	2	38	85	12	1	.398	.325	9
	Stockton	.353	5	17	2	6	3	0	1	5	0	3	0	2	0	0	0	.706	.300	1
	Nashville	.286	3	14	4	4	0	0	1	3	0	0	0	1	1	0	0	.500	.333	2
ML Totals		.246	484	1766	227	435	83	12	60	195	5	6	4	153	448	38	10	.409	.307	82

CAREER TRANSACTIONS

2008 — Selected by the Chicago White Sox organization in the 34th round of the First-Year Player Draft; did not sign. **2011** — Selected by the Chicago White Sox organization in the 6th round of the First-Year Player Draft. **2014** — Traded to the Oakland Athletics with pitcher Chris Bassitt, catcher Josh Phegley and infielder Rangel Ravelo for pitchers Jeff Samardzija and Michael Ynoa, December 9. **2016** — On paternity list, August 24 to 25.

2017 — On the disabled list, April 15 to July 5; included rehabilitation assignments to Stockton, June 23 to 30, and Nashville, July 1 to 5.

SEMIEN'S CAREER BESTS

Hits: 4 (five times), last: July 27, 2017 at New York (NL)

Home Runs: 2 (twice), April 12, 2016 vs. Los Angeles (AL); May 10, 2015 at Seattle

Runs Batted In: 4 (six times), last: September 8, 2017 vs. Houston

Stolen Bases: 2 (four times), last: August 27, 2017 vs. Texas

Hitting Streak: 9 (twice), last: June 23 to July 1, 2016

Hitless Streak (At Bats): 17, September 29, 2013 to April 3, 2014

Game Ending RBI: None

Grand Slams: 3, September 8, 2017 vs. Houston (Luke Gregerson); July 31, 2017 vs. San Francisco (George Kontos); April 23, 2014 at Detroit (Ian Krol)

Pinch-Hit Home Runs: None

Inside-The-Park Home Runs: None

Lead Off Home Runs: 1, September 26, 2017 vs. Seattle

OAKLAND A'S CONSECUTIVE GAMES WITH A HOME RUN

23	July 2-27, 1996
18	Sept. 13, 2017 to present
18	July 30-Aug. 17, 1999
18	July 6-27, 1999
17	June 20-July 7, 2012
17	April 12 to May 1, 2002

**RIGHT-HANDED PITCHER****Height/Weight:** 6-2 / 215**Bats/Throws:** Right / Right**Birthdate:** December 28, 1994**Opening Day Age:** 23**Birthplace/Resides:** St. Paul, Minnesota / Gainesville, Florida**Major League Service:** None**Obtained:** Selected in the 2nd round of the 2016 First-Year Player Draft**Contract Status:** First year of a one-year contract through 2018**NON-ROSTER INVITEE****CAREER HIGHLIGHTS**

Was the A's second round selection in the 2016 draft and is 2-7 with a 3.45 ERA (39 er in 101.2 ip) in 27 games, including 24 starts, in two seasons as a professional...has 108 strikeouts in 101.2 innings (9.56 per nine innings) and has walked just 23 (2.04 per nine innings)...pitched for Mesa in the Arizona Fall League following the 2017 season...was named the A's 10th best prospect by *Baseball America* following the 2017 season...was originally drafted by Minnesota in 2013 but did not sign and attended the University of Florida...was the 2016 SEC Pitcher of the Year as a junior after going 12-1 with a 2.31 ERA.

2017 HIGHLIGHTS

Spent his first full professional season at Single-A Stockton and went 2-5 with a save and a 4.09 ERA in 17 games, 14 starts...his season was interrupted by a two-month stint on the disabled list from May 15 to July 16 with a strained right oblique...made three rehab starts with the A's affiliate in the Arizona Fall League and did not allow a run in 8.0 innings...was 2-5 with a 3.68 ERA in 20 games, 17 starts, overall...struck out 87 batters in 80.2 innings, an average of 9.71 strikeouts per nine innings...walked just 16 (1.79 per nine innings) for a strikeout-to-walk ratio of 5.44...surrendered just five home runs (0.56 per nine innings)...allowed a .269 opponents batting average, including .232 (29-for-125) against left-handed hitters compared to .293 (54-for-184) against right-handers...opponents hit .225 with the bases empty, .303 with runners on...yielded a .198 batting average to hitters leading off an inning...walked just one in that situation for a .207 on-base percentage...was 1-4 with a 4.15 ERA in his 17 starting assignments but tossed five innings or more just five times...pitched for Mesa in the Arizona Fall League following the season and went 1-1 with a 6.00 ERA and .343 opponents batting average in six starts...walked just two batters in 24.0 innings...was named the A's number 10 prospect by *Baseball America* following the season.

STOCKTON: Earned his first career save in his first career relief appearance in the second game of the season April 12 against Modesto (4.0 ip, 2 h, 6 so)...was credited with his first professional win April 29 at San Jose when he tossed 3.1 scoreless innings of relief in the Ports 8-4 win (2 h, 5 so)...went 1-1 with a save and a 2.01 ERA in six games, three starts, in April...tossed 5.0 scoreless and hitless innings May 9 at Lake Elsinore (2 bb, 4 so) but had a no decision in a 5-0 loss...allowed a season-high eight hits in 4.1 innings May 14 at Lancaster...was 1-3 with a 3.12 ERA in nine games, six starts, when he was placed on the disabled list the next day with a strained left oblique...was sent to the A's affiliate in the Arizona Rookie League July 5 and did not allow a run in three rehab starts (8.0 ip)...held opponents to a .077 batting average...struck out a season-high seven batters in 3.0 innings in his final start July 15 at the Diamondbacks...was reinstated from the DL and returned to Stockton July 17 and went 1-2 with a 4.97 ERA over his final eight starts...yielded a season-high seven runs on a season-high tying seven hits in a season-low 1.2 innings in his first start following his return on July 21 against Modesto...walked a season-high three batters in back-to-back starts on Aug. 8 against San Jose and Aug. 13 against Visalia...tossed 5.0 scoreless innings in the latter contest for his second and final win of the season...it started a season-ending stretch where he went 1-0 with a 2.49 ERA over his final four starts...struck out a season-high seven batters in three consecutive starts: Aug. 13 against Visalia, Aug. 18 at Modesto and Aug. 24 against Modesto...logged a season-high 7.0 innings in each of his final two

regular season starts on Aug. 24 against Modesto and Aug. 30 against Visalia...had a no decision in each start, both extra inning losses...tossed a season-high 99 pitches in his final start...made one postseason start for the Ports and had a no decision in a 4-3 loss to Modesto in Game 1 of the California League Division Finals on Sept. 6 (4.0 ip, 3 h, 1 r, 1 er, 1 bb, 6 so).

CAREER

2016—Made his professional debut with Vermont of the Short Season Single-A New York-Penn League and went 0-2 with a 2.57 ERA in seven starts...struck out 21 batters in 21.0 innings and surrendered just one home run...allowed a .207 opponents batting average, which broke down to .100 against left-handed hitters and .269 against right-handers...yielded all three of his extra base hits (two doubles, home run) to righties for a .365 slugging percentage...opponents hit .130 with the bases empty, .306 with runners on...however, they batted .208 with runners in scoring position...allowed a .150 batting average and one walk (.190 on-base percentage) to hitters leading off an inning...tossed 2.0 scoreless innings in his debut on Aug. 4 at Lowell (1 h, 1 bb)...struck out a season-high seven batters in 4.0 innings Aug. 3 against Tri-City...logged a season-high 5.0 innings Sept. 5 against Lowell.

PERSONAL/MISCELLANEOUS

Logan Michael Shore was originally signed by A's scout Trevor Schaffer...graduated from Coon Rapids HS (MN)...played collegiately at Florida, where he was the 2016 SEC Pitcher of the Year and a Golden Spikes Award finalist as a junior...was named to numerous All-America teams in 2016 after finishing 12-1 with a 2.31 ERA.

LIFETIME PITCHING RECORD

Year	Club	W	L	ERA	G	GS	CG	SHO	SV	IP	H	R	ER	HR	HB	BB	IBB	SO	WP	BK
2016	Vermont	0	2	2.57	7	7	0	0	0	21.0	17	10	6	1	0	7	0	21	2	0
2017	Stockton	2	5	4.09	17	14	0	0	1	72.2	81	38	33	5	0	16	0	74	0	0
	AZL Athletics	0	0	0.00	3	3	0	0	0	8.0	2	0	0	0	0	0	0	13	0	0
Minor League Totals		2	7	3.45	27	24	0	0	1	101.2	100	48	39	6	0	23	0	108	2	0

CAREER TRANSACTIONS

2013 — Selected by the Minnesota Twins organization in the 29th round of the First-Year Player Draft; did not sign. **2016** — Selected by the Oakland Athletics organization in the 2nd round of the First-Year Player Draft.

**OUTFIELDER****Height/Weight:** 5-11 / 212**Bats/Throws:** Right / Right**Birthdate:** February 9, 1989**Opening Day Age:** 29**Birthplace/Resides:** Rockford, Illinois / Rockford, Illinois**Major League Service:** 3 years, 16 days**Obtained:** Claimed off waivers from Texas, June 21, 2015**Contract Status:** First year of a one-year contract through 2018**CAREER HIGHLIGHTS**

Was originally a second round draft pick by Washington Nationals out of high school in the 2007 First-Year Player draft...was traded to the Marlins organization in November 2008 and signed a minor league contract with the Rangers organization following the 2013 season...was claimed off waivers by the A's June 21, 2015...made his Major League debut with Texas in 2014 and is a .243 career hitter with 16 home runs and 65 RBI in 215 games in four seasons with the Rangers (2014-15) and A's (2015-17)...is a .266 (768-for-2887) career hitter with 63 home runs and 342 RBI in 809 minor league games over 11 professional seasons...has played every position except pitcher, catcher and shortstop during his career.

2017 HIGHLIGHTS

Missed nearly the entire season after undergoing surgery on his right shoulder during Spring Training...was reinstated from the 60-day disabled list Sept. 1 and hit .259 with a double in 16 games with the A's...went 1-for-5 (.200) over his first nine games, none of which came as a starter...each of his final seven games were starts in center field and he went 6-for-22 (.273) over that stretch...did not commit an error in 11 games overall in the outfield (nine in center field, one in left field, one in right field)...went 0-for-1 as the designated hitter and 1-for-4 as a pinch hitter...did not drive in a run and now has a 35-game streak without an RBI dating back to Sept. 2, 2016...that is the longest such streak by an Athletic since Mitchell Page also had a 35-game streak from April 15-Oct. 1, 1983...had a career-high 46-game homerless streak and has not homered since Aug. 17, 2016...went 5-for-11 (.455) against left-handed pitching, 2-for-16 (.125) against right-handers...now has a .299 (66-for-221) career average against lefties, .207 (72-for-348) against righties...has 11 of his 16 career home runs against lefties for a .507 slugging percentage (.290 against righties)...was 0-for-4 with runners in scoring position...had surgery on March 16 at the Surg Center at Pima Crossing in Scottsdale, Arizona...Dr. Doug Freedberg arthroscopically repaired Smolinski's labrum and performed a bursectomy...began his rehab assignment at Single-A Stockton Aug. 12 and hit .250 with a home run and 10 RBI in seven games...that included a 5-for-5 performance with a home run and five RBI Aug. 13 against Visalia...had four RBI and three walks Aug. 20 at Modesto...was transferred to Triple-A Nashville Aug. 24 and batted .129 with a RBI in six games with the Sounds...combined for a .182 average in 13 rehab outings overall, all at designated hitter...hit .195 (8-for-41) against right-handed pitchers, .143 (2-for-14) against left-handers...played for Obregon in the Mexican Pacific Winter League in October and hit .184 with two home runs and five RBI in 13 games.

CAREER

2016—Began the season at Triple-A Nashville but was called up by Oakland on May 20 and spent the remainder of the season with the A's...hit .301 with four home runs and 16 RBI in 36 games before the All-Star Break and started 18 of the A's 47 (38.3%) games following his promotion...then started 59 of the A's 73 (80.8%) games after the break but hit .213 with three home runs and 11 RBI in 63 games...combined for a .238 average, seven home runs and 27 RBI in 99 games overall...hit .276 with five of his seven home runs against left-handed pitchers compared to .216 against right-handers...slugged .457 against lefties, .281 against righties...batted .277 at home, .191 on the road...clubbed five of his seven home runs with runners on base...four came on the first pitch...had a .161 average with runners in scoring position and two outs after hitting .333 in that situation in 2015...batted .193 against American League West competition, .286 against

everyone else...was 4-for-11 (.364) with a home run and three RBI as a pinch hitter...appeared in 49 games (48 starts) in center field, 29 games (18 starts) in right field and 18 games (11 starts) in left field...committed just one error (center field) and it was the first error of his career...batted .296 with four of his seven home runs as a right fielder, .219 at all other positions...started games in every spot in the order except third, fourth and fifth...was recalled from Nashville May 20...went 2-for-3 with a double, triple and two RBI May 28 against Detroit to start a 22-game stretch where he batted .400 with four home runs and 14 RBI...that boosted his average to a season-high .333...had a career-high seven-game hitting streak from June 8 to 17...went 9-for-18 (.500) with two home runs, six RBI and two walks during the streak...had two more seven-game streaks in 2016, going 11-for-23 (.478) with three doubles, two home runs and five RBI from July 17 to 24 and 9-for-28 (.321) from Aug. 17 to 24...batted .400 with four home runs and 11 RBI in 19 games in June...the batting average, home runs and RBI were the best single-month totals of his career...hit safely in eight of his first nine games after the All-Star Break (12-for-28, .429)...started 42 of the A's 47 games in center field from July 20 to Sept. 10 and hit .225 in 43 games total over that span...was batting .306 at the conclusion of play on July 27...went 0-for-3 in his next game on July 30 at Cleveland to fall to .299 and would remain under .300 for the rest of the season...committed his first and only error of the season Aug. 15 at Texas to snap a career-opening 143-game errorless streak as an outfielder (including 91 with Oakland)...was hit by a pitch twice Aug. 29 at Houston to tie the Oakland record for hit by pitches in a game...had a career-high 0-for-20 streak from Sept. 20 to Oct. 2...batted .248 with three home runs and 15 RBI in 39 games with the Sounds...hit .254 against right-handed pitching, .226 against left-handers...slugged all three of his home runs and collected 11 of his 14 RBI at home...appeared in 27 games in center field, eight in left field and three in right field...did not commit an error in 69 total chances overall in the outfield...batted in the three through six spots in the order...hit safely in 14 of 17 games from April 14 to May 2 and went 19-for-69 (.275) with 11 doubles...stole three bases May 8 against Memphis...hit safely in each of his final five games (8-for-17, .471) before his promotion to Oakland.

2015—Was on the Opening Day roster with Texas and hit .133 with a home run and six RBI in 35 games over three stints with the Rangers before he was claimed off waivers by Oakland June 21...batted .226 with five home runs and 20 RBI in 41 games over two stints with the A's...combined for a .193 batting average in 76 games overall...had 32 hits, 15 of which were for extra bases (seven doubles, two triples, six home runs)...batted .262 against left-handed pitching compared to .122 against right-handers...hit four of his six home runs off lefties for a .476 slugging percentage...batted .333 with runners in scoring position and two outs...was 7-for-14 (.500) with two home runs and five RBI when putting the first pitch in play...made 39 starts in left field and 11 in right field and did not commit an error in 66 games overall in the outfield...went 2-for-11 (.182) with a walk as a pinch hitter...stole the first base of his career April 21 at Arizona...was batting .140 with a home run and five RBI in 25 games when he was optioned to Triple-A Round Rock May 13...was recalled May 22 and went 1-for-3 in three games before returning to Round Rock May 27...returned to Texas for his third stint June 2 and went 0-for-7 in seven games before he was designated for assignment June 19...was claimed off waivers by the A's June 21 and was assigned to Triple-A Nashville...was recalled by Oakland July 7 and hit safely in five of his first six games with the A's...went 7-for-16 (.438) with five runs scored, two home runs and seven RBI over that span...had his first career two-homer game July 19 against Minnesota...also had a career-high four RBI and a career-high three runs scored in that game...laced his first career triple July 21 against Toronto...was batting .320 with two home runs and seven RBI in 11 games with the A's when he was optioned to Nashville Aug. 3...return to Oakland for good Aug. 19 and hit .198 with three home runs and 13 RBI over his final 30 games...batted .155 in September but seven of his nine hits were for extra bases (three doubles, one triple, three home runs)...had three home runs and eight RBI over a seven-game stretch from Sept. 14 to 22...hit .422 with four home runs and 14 RBI in 12 games with Round Rock and .349 with five home runs and 17 RBI in 25 games with Nashville...combined for a .374 batting average, 14 doubles, nine home runs and 31 RBI in 37 games overall in the minors...slugged .687...batted .462 with six home runs against left-handed pitching (.885 slugging percentage) compared to .316 with three home runs against right-handers (.557 slugging percentage)...hit .400 with runners in scoring position...appeared in 19 games in left field and 16 in right field...reached base safely via hit or walk in all 12 of his games at Round Rock...went 3-for-5 with two doubles, a home run and six RBI in his final game with the Express on June 1 at Tacoma...joined Nashville June 23 and was batting .432 in 13 games

when he was promoted to Oakland July 7...then hit .262 in 12 games during his second stint with the Sounds from Aug. 6 to 18.

2014—Was selected from Triple-A Round Rock July 7 and was with the Rangers the rest of the year around his eight weeks on the disabled list...made 11 starts in left field, nine in right field and three at designated hitter...hit .349, which was the highest average in the majors among players with at least 50 at bats...it was the second best average in club history among players with at least 80 at bats since Josh Hamilton hit .359 in 2010...hit .476 against left-handed pitching and .400 at home...handled 41 chances in the outfield without an error...went 0-for-2 as a pinch-hitter and defensive replacement in his Major League debut July 7 against Houston...then was 8-for-12 in his next three games for the most hits ever for a Ranger in his four Major League contests...his first ML hit was a double off Josh Zeid July 8 against Houston...had consecutive three-hit games, July 9 against Houston and July 10 against Los Angeles (AL)...joined Rusty Greer (1994) as the only Rangers ever with four multiple-hit games in his first seven ML contests...had a .389 average with five RBI in 11 games before fracturing his left foot on a foul ball July 21 at New York (AL)...was placed on the DL July 25 and was not activated until Sept. 16...hit .320 with three home runs and seven RBI in 13 games the rest of the year...connected for his first ML homer Sept. 16 at Oakland off Scott Kazmir...had four hits Sept. 18 at Oakland...combined for a .267 average with 10 home runs and 41 RBI in 80 games with Double-A Frisco and Triple-A Round Rock...served as Frisco's regular left fielder over the first three months of the season but also saw action in right field, center field, first base and designated hitter...hit .282 against right-handed pitching but just .229 against left-handers...had a 15-game hitting streak from April 22 to May 6...was selected to play in the Texas League All-Star Game on June 24 and was promoted to Round Rock the following day...played for Obregon in the Mexican Pacific Winter League following the season, batting .239 with three home runs and 12 RBI in 31 games.

2013—Combined to bat .253 with nine home runs and 35 RBI over 121 games with the Gulf Coast League Marlins, Double-A Jacksonville and Triple-A New Orleans in his final season in the Miami organization...hit .269 against left-handed pitching, .246 against right-handers...batting .316 during the day...appeared in 91 games in left field, 12 in right field and two in center field...opened the season in Jacksonville and was batting .196 with four RBI in 24 games when he was moved up to New Orleans May 6...hit five of his nine home runs over an 18-game stretch from July 6 to 30...was hitting .267 with nine home runs and 27 RBI in 74 games before going on the disabled list with a fractured finger...was out from Aug. 1-12 and went 3-for-6 (.500) during a two-game rehab assignment with the Gulf Coast League Marlins Aug. 10-12...hit .222 with four RBI in 18 games following his return.

2012—Spent the entire season at Double-A Jacksonville for the second consecutive year and batted .257 with seven home runs and 42 RBI in 112 games...added 78 walks for a .388 on-base percentage...led the Southern League in walks and ranked third in on-base percentage...hit .320 against left-handed pitching and .301 with runners on base...batted .293 during the first half but hit all seven of his home runs in the second half...appeared in 107 games in left field, four in right field and one in center field...had a season-high four hits, including three doubles, May 2 at Birmingham...also had three doubles July 28 against Tennessee...played in the Southern League All-Star Game...endured a pair of trips to the disabled list April 18-28 with a hamstring strain and June 2-8 with a concussion.

2011—Hit .245 with seven home runs and 36 RBI in 116 games with Jacksonville in his Double-A debut...moved to the outfield full-time, appearing in 101 games in left field, seven in right field and three in center field...had 11 assists in 108 games overall in the outfield...was named Southern League Batter of the Week for the week of July 25 after going 7-for-18 (.389) with two home runs and six RBI in six games...including a grand slam July 26 against Carolina.

2010—Batted .264 with five home runs and 51 RBI in 109 games with Single-A Jupiter...led the Hammerheads in doubles (27) and RBI...appeared in 86 games at third base and 11 in left field...also hit .340 in 13 games at designated hitter...drove in five runs June 9 at St. Lucie...was on the disabled list from July 6-29 with a finger sprain.

2009—Ranked third in doubles (25) and fourth in walks (38) at Single-A Greensboro...appeared in 55 games at third base, eight at second base and one at first base...was selected as the Marlins' minor league hitter of the month for June after batting .299 with three home runs, 12 RBI and 20 walks.

2008—Combined to bat .271 over 77 games with the Gulf Coast League Nationals, Short Season Single-A Vermont, and Single-A Hagerstown...played exclusively second base on defense.

2007—Played in 28 games with the Gulf Coast League Nationals in his first professional season and hit .305 with a home run and 16 RBI in 28 games..

PERSONAL/MISCELLANEOUS

Jacob Michael Smolinski was originally signed by Nationals scout Steve Arnieri...starred in baseball and football at Boylan Catholic High School in Rockford, IL (graduated 2007)...was selected as the Gatorade Illinois Baseball Player of the Year and the Louisville Slugger Player of the Year for Illinois as a senior...hit a school record .494 with a slugging percentage of .894 that year...was the only player from Illinois selected to compete in the 2007 National All-American Game...was also the starting quarterback on football team.

LIFETIME PLAYING RECORD

Year	Club	AVG.	G	AB	R	H	2B	3B	HR	RBI	SH	SF	HP	BB	SO	SB	CS	SLG	OBP	E
2007	GCL Nationals	.305	28	105	18	32	8	0	1	16	0	0	1	13	24	7	2	.410	.387	1
2008	Hagerstown	.261	50	184	28	48	12	1	4	22	3	1	3	19	33	1	2	.402	.338	7
	GCL Nationals	.111	3	9	0	1	0	0	0	2	0	0	1	1	0	0	0	.111	.200	0
	Vermont	.306	24	98	17	30	8	1	0	9	1	0	1	9	17	4	0	.408	.370	5
2009	Greensboro	.283	77	279	50	79	25	0	7	31	0	0	5	38	45	2	5	.448	.379	18
2010	Jupiter	.264	109	405	45	107	27	3	5	51	0	4	3	31	62	8	5	.383	.318	17
2011	Jacksonville	.245	116	396	42	97	26	0	7	36	3	3	1	59	57	6	5	.364	.342	2
2012	Jacksonville	.257	112	408	71	105	24	3	7	42	2	2	10	78	74	9	4	.382	.388	4
2013	Jacksonville	.196	24	56	8	11	1	0	0	4	0	0	1	13	10	1	0	.214	.357	0
	New Orleans	.258	95	314	36	81	14	2	9	31	0	1	5	37	61	8	1	.401	.345	4
	GCL Marlins	.500	2	6	1	3	0	0	0	0	0	0	0	1	0	0	0	.500	.571	0
2014	Frisco	.267	72	266	43	71	15	3	10	35	0	5	4	32	54	6	2	.459	.349	1
	Round Rock	.267	8	30	7	8	6	0	0	6	0	0	0	4	5	0	0	.467	.353	1
	TEXAS	.349	24	86	12	30	5	0	3	12	0	0	3	3	24	0	0	.512	.391	0
2015	TEXAS	.133	35	60	12	8	1	0	1	6	0	2	1	11	20	1	0	.200	.270	0
	Round Rock	.422	12	45	9	19	5	0	4	14	0	0	1	4	7	0	1	.800	.480	0
	Nashville	.349	25	86	16	30	9	0	5	17	0	2	1	8	9	2	1	.628	.402	1
2016	OAKLAND	.226	41	106	12	24	6	2	5	20	0	2	2	8	19	0	1	.462	.288	0
	Nashville	.248	39	145	20	36	14	0	3	15	1	0	2	11	23	6	1	.407	.310	0
2017	OAKLAND	.238	99	290	28	69	6	2	7	27	1	2	7	19	44	1	2	.345	.299	1
	Stockton	.250	7	24	5	6	1	0	1	10	0	2	1	5	4	0	1	.417	.375	0
	Nashville	.129	6	31	4	4	1	0	0	1	0	0	1	0	8	0	0	.161	.156	0
	OAKLAND	.259	16	27	1	7	1	0	0	0	0	0	1	1	6	0	0	.296	.310	0
ML Totals		.243	215	569	65	138	19	4	16	65	1	6	14	42	113	2	3	.374	.307	1

CAREER TRANSACTIONS

2007 — Selected by the Washington Nationals organization in the 2nd round of the First-Year Player Draft.

2008 — Traded to the Florida Marlins with infielder Emilio Bonafacio and pitcher P.J. Dean for pitcher Scott Olsen and outfielder Josh Willingham, November 11. **2013** — Elected free agency, November 4; signed by the Texas Rangers to a minor league contract, November 18. **2014** — On the disabled list, July 22 to September 15. **2015** — Claimed off waivers by the Oakland Athletics, June 21. **2017** — On the disabled list, March 30 to August 31; included rehabilitation assignments to Stockton, August 12 to 23, and Nashville, August 24 to 31,

SMOLINKSI'S CAREER BESTS

Hits: 4, September 18, 2014 at Oakland
Home Runs: 2, July 19, 2015 vs. Minnesota
Runs Batted In: 4, July 19, 2015 vs. Minnesota
Stolen Bases: 1 (twice), last: July 5, 2016 at Minnesota
Hitting Streak: 7 (three times), last: August 17 to 24, 2016
Hitless Streak (At Bats): 20, September 20 to October 2, 2016
Game Ending RBI: None
Grand Slams: None
Pinch-Hit Home Runs: 1, June 28, 2016 at San Francisco (Javier Lopez)
Inside-The-Park Home Runs: None
Lead Off Home Runs: None

50TH ANNIVERSARY TEAM

The A's 50th Anniversary team was selected by an online fan vote. The team will be recognized in a ceremony on Friday, March 30 prior to the A's game against the Los Angeles Angels. The 50th Anniversary team:

Sal Bando	Josh Donaldson	Dick Green	Mark Mulder	Kurt Suzuki
Vida Blue	Sean Doolittle	Scott Hatteberg	Dwayne Murphy	Nick Swisher
Dallas Braden	Jermaine Dye	Dave Henderson	Mike Norris	Miguel Tejada
Eric Byrnes	Dennis Eckersley	Rickey Henderson	Bill North	Gene Tenace
Bert Campaneris	Mark Ellis	Ken Holtzman	John Odom	Frank Thomas
Jose Canseco	Rollie Fingers	Tim Hudson	Tony Phillips	Stephen Vogt
Yoenis Cespedes	Ray Fosse	Jim Hunter	Josh Reddick	Walt Weiss
Eric Chavez	Mike Gallego	Reggie Jackson	Joe Rudi	Bob Welch
Coco Crisp	Jason Giambi	Carney Lansford	Terry Steinbach	Curt Young
Khris Davis	Sonny Gray	Mark McGwire	Dave Stewart	Barry Zito

**CATCHER****Height/Weight:** 5-11 / 203**Bats/Throws:** Left / Right**Birthdate:** February 13, 1990**Opening Day Age:** 28**Birthplace/Resides:** Rockledge, Florida / Rockledge, Florida**Major League Service:** None**Obtained:** Selected in the 5th round of the 2011 First-Year Player Draft**Contract Status:** First year of a one-year contract through 2018.**NON-ROSTER INVITEE****CAREER HIGHLIGHTS**

Was the A's fifth round selection in the 2011 draft and is a .261 (499-for-1915) career hitter with 30 home runs and 263 RBI in 548 games over seven professional seasons...has 259 walks to fuel a .350 on-base percentage...has tossed out 175-of-576 (30.4%) attempted base stealers...in addition to 460 games at catcher, he has played one game each at third base, left field and right field...also pitched once in 2015 with Midland...was named to the Texas League Midseason and Postseason All-Star Teams in 2016 after leading the league with a .383 on-base percentage...has spent parts of each of the last six seasons at Double-A Midland and did not make his Triple-A debut until 2017.

2017 HIGHLIGHTS

Batted .309 with two home runs and seven RBI in 21 games with Double-A Midland before making his Triple-A debut in late June...hit .289 with three home runs and 17 RBI in 41 games with Nashville and combined for a career-high .298 batting average in 62 games...his .424 slugging percentage matched his career high...batted .325 (53-for-163) against right-handed pitching compared to .191 (9-for-47) against left-handers...hit .365 with a .400 on-base percentage when leading off an inning...had a .407 batting average with runners in scoring position with Nashville but hit .235 in that situation with Midland for a .341 average overall...appeared in 55 games at catcher and committed just one error in 408 chances for a .998 fielding percentage...tossed out 15-of-68 (22.1%) attempted base stealers...also went 6-for-22 (.273) in seven games at designated hitter and was 1-for-2 (.500) with a strikeout as a pinch hitter...hit in every spot in the order except first, second and fourth...saw his most playing time with 23 games batting seventh...returned to Cibao in the Dominican Winter League for the second consecutive season and hit .214 with eight walks (.333 on-base percentage) and five RBI in 14 games.

MINORS: Began the season on the suspended list as he served a 50-game suspension for a violation of the minor league drug testing program...was reinstated May 31 and started the year at Midland...batted .455 in 11 games at home and .171 in 10 games on the road with the RockHounds...went 3-for-4 with his only triple of the season in his first game May 31 against Arkansas...the three hits were a season high (five times)...hit safely in each of his first six games (9-for-20, .450), which was his longest hitting streak of the season...homed and drove in a season-high two runs June 18 at Frisco...it was his first of four two-RBI games...that gave him a streak of three consecutive multiple hit games (6-for-13, .462), which lifted his batting average to .396...then went 2-for-20 (.100) over his final six games with the RockHounds to finish the Double-A portion of his campaign at .309...was transferred to Nashville June 26 and went 3-for-5 with two RBI in his Triple-A debut June 28 against Round Rock...hit safely in eight of his first nine games with the Sounds (12-for-30, .400)...then went 29-for-112 (.259) over his final 32 games...committed his only error of the season July 14 against Omaha...was on the disabled list from Aug. 6 to 12 with a concussion...had his overall batting average at .302 through games of Sept. 2 but he went 1-for-8 over his final two games to finish the year at .298.

CAREER

2016—Spent the entire season at Double-A Midland and hit .280 with five home runs and 53 RBI in 95 games...added 54 walks for a .383 on-base percentage...was named to the Texas League

Midseason and Postseason All-Star Teams after leading the league in on-base percentage, ranking sixth in walks and seventh in batting...had career highs in at bats (339), runs (50), hits (95), walks and on-base percentage and matched his best in games, doubles (25) and RBI...led the A's farm system in on-base percentage and ranked seventh in batting...hit .318 with a .955 OPS against left-handed pitchers compared to .271 with a .738 OPS against right-handers...had a .307 batting average with runners in scoring position, including .311 with RISP and two outs...batted .341 during the day, .271 at night...hit .407 with a .600 on-base percentage in the third inning... had a .217 batting average when leading off an inning...appeared in 83 games at catcher and made his professional debut with one game at third base...led TL catchers in games played... tossed out 35-of-98 (35.7%) attempted base stealers, which ranked second best in the league... committed seven errors as a catcher for a .989 fielding percentage...hit in every spot in the order except first and fourth and saw his most playing time with 35 games in the three spot...reached base safely in a season-best 15 consecutive games from May 2 to 25...hit .308 with a .439 on-base percentage over that span...started at catcher for the Southern Division in the Texas League All-Star Game on June 28 at Springfield and went 0-for-2 with a strikeout...batted .304 in 18 games in June...had a season-best seven-game hitting streak from July 25 to Aug. 2 (10-for-28, .357)...went 3-for-4 and drove in a season-high four runs Aug. 27 against Frisco to lift his batting average to a season-high .289...batted .324 with a .430 on-base percentage in 19 games in August...went 9-for-30 (.300) with five walks (.432 on-base percentage) and four RBI in eight postseason games to help Midland to its third consecutive Texas League Championship...played for Cibao in the Dominican Winter League following the season and hit .400 (12-for-30) with three doubles, three RBI and three walks in nine games.

2015—Began the season at Single-A Stockton and was batting .214 with four home runs and 28 RBI in 68 games when he was placed on the disabled list July 28 with a strained right groin... was reinstated Aug. 6 and transferred to Double-A Midland where he hit .259 with two home runs and 11 RBI in 16 games...combined to hit .223 in 84 games overall...added 41 walks for a .322 on-base percentage...hit .251 with five of his six home runs against right-handed pitching, .136 against left-handers...batted .194 with the bases empty, .255 with runners on...was 1-for-11 (.091) with the bases loaded but the one hit was a grand slam on June 26 at Inland Empire... appeared in 73 games at catcher and committed just two errors for a .997 fielding percentage... tossed out 38-of-81 (46.9%) attempted base stealers...batted in each of the bottom five spots in the order and saw his most action with 37 games batting seventh...hit .115 over his first 18 games with Stockton, .249 over his final 50...made his professional debut as a pitcher with Midland on Aug. 12 against Springfield...entered the game in the top of the 14th inning with the score tied 3-3 and allowed a run on three hits in one inning pitched...picked up the win when Midland scored two runs in the bottom of the 14th...had his longest hitting streak of the season when he hit safely in each of his final five regular season games (9-for-19, .474)...then went 4-for-12 (.333) with three walks and a RBI in four postseason games for the Texas League Champion RockHounds.

2014—Began the season at Double-A Midland and hit .239 with three home runs and 26 RBI in 63 games before he was sent to Single-A Stockton July 23...hit .333 with five home runs and 27 RBI in 32 games with the Ports and combined for a .273 average...had career highs in games (95), doubles (25), home runs (8), RBI (53), slugging percentage (.424) and strikeouts (94)...hit .276 against right-handed pitchers compared to .255 against left-handers...batted .333 with runners in scoring position, including .389 with Stockton...appeared in 86 games at catcher and one in right field...tossed out 29-of-102 (28.4%) attempted base stealers...hit .333 in June...reached base safely in 22 consecutive games from July 26 to Aug. 19...batted .384 with a .489 on-base percentage during the streak...went 4-for-5 with a home run and four RBI Aug. 9 against Modesto...also drove in four runs against the Nuts Aug. 29...was 2-for-5 (.400) with a home run, RBI and two walks in two postseason games for Stockton.

2013—Spent the entire season at Double-A Midland where he batted .191 with three home runs and 32 RBI in 76 games...hit .205 against right-handed pitching compared to .135 against left-handers...had a .273 average with runners in scoring position and two outs...appeared in 68 games at catcher and committed five errors for a .990 fielding percentage...tossed out 24-of-108 (22.2%) attempted base stealers...began the season on the disabled list with a left thumb contu-

sion...was reinstated April 14...had a season-best six-game hitting streak from May 28 to June 7 (9-for-22, .409)...went 3-for-5 with a grand slam and a season-high five RBI June 6 at Corpus Christi...batted .258 in June, which was his only month with an average above .182.

2012—Batted a combined .292 with three home runs and 44 RBI in 88 games with Single-A Stockton and Double-A Midland...ranked fourth in the A's farm system in batting...added 39 walks for a .372 on-base percentage, which was sixth best among A's minor leaguers...batted .312 against right-handed pitching compared to .215 against left-handers...appeared in 61 games catcher and one in left field...tossed out 17-of-71 (23.9%) attempted base stealers...strained his oblique muscle during the spring and began the season on the disabled list...was reinstated from the DL April 12...hit safely in each of his final five games with Stockton and each of his first seven with Midland for a season-high 12-game hitting streak overall (19-for-48, .396)...was promoted to Double-A July 12 and hit .233 with no home runs and 10 RBI in 36 games with the RockHounds.

2011—Made his professional debut with Short Season Vermont but appeared in just five games before he was promoted to Single-A Burlington June 27...batted a combined .272 with no home runs and 18 RBI in 48 games...hit .323 against right-handed pitching compared to .161 against left-handers...had a .333 average with runners in scoring position...appeared in 34 games at catcher and tossed out 17-of-44 (38.6%) attempted base stealers...went 4-for-4 with a pair of doubles July 30 at Wisconsin...went 2-for-7 (.286) with a double and walk in two postseason games for Burlington.

PERSONAL/MISCELLANEOUS

Beau Ritchie Taylor was originally signed by A's scout Trevor Schaffer...graduated from Rockledge (FL) High School...attended the University of Central Florida...batted .337 with 16 home runs and 105 RBI in his college career...was a Louisville Slugger/Collegiate Baseball Freshman All-America selection.

LIFETIME PLAYING RECORD

Year	Club	AVG.	G	AB	R	H	2B	3B	HR	RBI	SH	SF	HP	BB	SO	SB	CS	SLG	OBP	E
2011	Vermont	.111	5	18	1	2	0	0	0	1	0	0	0	0	4	0	0	.111	.111	1
	Burlington	.293	43	147	16	43	7	2	0	17	1	1	0	18	34	1	3	.367	.367	4
2012	Stockton	.328	52	195	25	64	10	2	3	34	0	2	1	28	29	0	2	.446	.412	8
	Midland	.233	36	120	13	28	5	0	0	10	1	0	1	11	36	0	0	.275	.303	0
2013	Midland	.191	76	267	21	51	11	0	3	32	1	3	2	33	71	1	0	.266	.282	5
2014	Midland	.239	63	209	22	50	15	0	3	26	2	1	1	23	61	1	1	.354	.316	3
	Stockton	.333	32	114	21	38	10	0	5	27	0	2	0	22	33	0	0	.553	.435	1
2015	Stockton	.214	68	238	27	51	11	1	4	28	0	1	3	34	63	2	1	.319	.319	2
	Midland	.259	16	58	11	15	2	0	2	11	0	1	0	7	11	0	0	.397	.333	0
2016	Midland	.280	95	339	50	95	25	0	5	53	1	3	4	54	86	1	1	.398	.383	7
2017	Midland	.309	21	68	10	21	4	1	2	7	0	1	0	9	17	0	0	.485	.385	0
	Nashville	.289	41	142	26	41	6	0	3	17	0	1	0	20	32	0	1	.394	.374	1
Minor League Totals		.261	548	1915	243	499	106	6	30	263	6	16	12	259	477	6	9	.369	.350	32

LIFETIME PITCHING RECORD

Year	Club	W	L	ERA	G	GS	CG	SHO	SV	IP	H	R	ER	HR	HB	BB	IBB	SO	WP	BK
2015	Midland	1	0	9.00	1	0	0	0	0	1.0	3	1	1	0	0	0	0	0	0	0

CAREER TRANSACTIONS

2011 — Selected by the Oakland Athletics organization in the 5th round of the First-Year Player Draft.

**RIGHT-HANDED PITCHER****Height/Weight:** 6-5 / 234**Birthdate:** June 30, 1988**Birthplace/Resides:** Wichita, Kansas / Walla Walla, Washington**Major League Service:** 3 years, 65 days**Obtained:** Acquired from the Washington Nationals with minor leaguers Sheldon Neuse and Jesus Luzardo for Sean Doolittle and Ryan Madson, July 16, 2017**Contract Status:** First year of a one-year contract through 2018**Bats/Throws:** Right / Right**Opening Day Age:** 29**CAREER HIGHLIGHTS**

Was originally selected by the A's in the seventh round of the 2011 First-Year Player Draft but was traded to Washington in a three-team, five-player deal prior to the 2013 season before returning to Oakland in a five-player trade in July of 2017...made his Major League debut with Washington in 2014 and is 11-15 with a 3.21 ERA in 220 games in three seasons in the majors...led Major League relievers with 17 double play induced in 2016...made three postseason appearances in the NLDS in 2016...transitioned to a full-time relief role in 2015...made seven starts and eight relief appearances in 2014.

**MOST GDP, RELIEVER,
LAST THREE YEARS**

43	Blake Treinen
34	Jeremy Jeffress
34	Brad Ziegler
32	Bryan Shaw
30	Jared Hughes

2017 HIGHLIGHTS

Was acquired from Washington in the Sean Doolittle/Ryan Madson trade on July 16 and ended up saving 13 games for the A's...went 3-4 with a 2.13 ERA in 35 appearances with Oakland and his ERA was third lowest in the American League among pitchers with more than 35 innings from July 17 through the end of the season...was 0-2 with three saves and a 5.73 ERA in 37 games with the Nationals and combined for a 3-6 record, a career-high 16 saves and a 3.93 ERA overall...also had career highs in innings pitched (75.2), strikeouts (74), losses, hits (80), runs (35), earned runs (33), home runs (6), hit batters (5), ERA, opponents slugging percentage (.397) and OPS (.736)...matched his high in wild pitches (4)...converted 16-of-21 (76.2%) save opportunities, which was the fifth lowest save percentage in the majors...tied for third among Major League relievers in grounded into double plays (12)...has 43 opponents GDP over the last three years, which are nine more than any other ML reliever...surrendered the second most hits among ML relievers, tied for sixth in losses and lowest winning percentage (.333) and was seventh in most opponents RBI (46)...allowed 16-of-36 (44.4%) inherited runners to score, which was eighth highest in the majors...that included 8-of-18 with both the A's and Nationals...yielded a .274 opponents batting average, including .252 (41-for-163) against right-handed hitters and .302 (39-for-129) against left-handers...surrendered five of his six home runs to lefties for a .488 slugging percentage (.325 against righties)...has allowed 12 of his 16 career home runs to lefties...11 of his 12 GDP in 2017 were against righties...opponents hit .325 with runners in scoring position, including .394 with RISP and two outs and .417 with the bases loaded...now has a .405 (17-for-42) career opponents average with the bases full...first batters faced hit .309 and his 13 first batter RBI tied for fifth most in the majors...compiled a 2.97 ERA in the ninth inning, a 4.81 ERA in all other innings...had a 2.70 ERA in 21 games on no days rest, a 9.00 ERA in 17 games on one day of rest and a 2.15 ERA in 34 games on two days rest or more...logged a 3.50 ERA at night, 4.60 during the day...now has a 2.84 ERA (56 er in 177.1 ip) in his career at night, 3.98 (37 er in 83.2 ip) during the day.

MAJORS: Pitched in each of the Nationals first four games and had three saves, a blown save and an 8.10 ERA over that span...those were his only saves of the season with Washington...allowed a season-high three runs on a season-high six hits in 0.1 innings April 24 at Colorado...posted a 9.00 ERA and .370 opponents batting average while issuing eight walks in 10.0 innings over 12 appearances in April...tossed a season-high 2.0 innings May 2 against Arizona, his first of seven games of two or more innings...had a 9.22 ERA over his first 15 games through May 7...then compiled a 2.84 ERA over his next 11 outings from May 8 to June 9...allowed all five of his inherited

runners to score over a two-game stretch from June 11-14...matched his season high by allowing three runs June 29 against Chicago (NL)...did not allow a run in his final three games with the Nationals...was traded to Oakland July 16 with minor leaguers Sheldon Neuse and Jesus Luzardo for Sean Doolittle and Ryan Madson...yielded just one earned run in his first nine appearances with Oakland for a 0.77 ERA in 12 games in July...was credited with his first save as an Athletic July 31 against San Francisco when he tossed a scoreless ninth inning in the A's 8-5 win...his 13 saves from July 31 through the end of the season tied for third most in the American League over that span...was charged with his fifth and final blown save of the season Aug. 4 at Los Angeles (AL) when he inherited a bases loaded situation in the seventh inning and allowed all three runners to score...picked up the save two days later against the Angels to start a season-ending streak where he converted each of his 12 saves over his final 24 games...had a 2.36 ERA and .235 opponents batting average over that stretch...walked three batters in 1.0 hitless innings Aug. 8 against Seattle, matching his most walks ever as a reliever...made the 200th appearance of his career Aug. 15 against Kansas City and picked up his first win as Athletic, despite allowing two runs in 1.2 innings...also allowed two home runs in a game for the only time in his career in that contest...had a season-high three strikeouts against the Royals, a figure he would match Aug. 20 at Houston and Sept. 4 vs. Los Angeles (AL)...was charged with the loss in three consecutive appearances from Sept. 2-5, to become the first A's reliever with a loss in three consecutive games since Brian Fuentes set the Oakland record with a four-game streak from May 18-23, 2011...the streak was part of a career-high four-game losing streak from Aug. 16-Sept. 5...did not allow a run over his final 10 games beginning Sept. 10 for a season-high 9.1 inning scoreless streak (8 h, 4 bb, 11 so)...had surgery to remove a cyst on his right middle finger Oct. 6...the surgery was performed by Dr. McPherson Beall in Portland, Ore.

CAREER

2016—Established himself as one of the top relievers in Major League Baseball, appearing in a career-high 73 games...ranked among National League relievers in ERA (8th, 2.28), holds (12th, 22) and games played (t-12th, 73)...led NL relievers and ranked third in the majors in ground ball percentage (66.5%)...induced 17 double plays, which was the most in the majors among relievers...allowed a career-low 51 hits...recorded a 0.68 ERA with 14 strikeouts, four walks, 10 hits and seven holds in his final 15 games of the regular season...posted a 1.89 ERA in 37 road contests...tossed 16.1 consecutive scoreless innings from May 15 to June 24...recorded his first career save, June 27 at Cleveland (0.2 ip)...made his first appearance in the postseason...earned the win in Game 2 of the NLDS against Los Angeles (1.1 ip, 2 so).

2015—Made his first Opening Day roster...transitioned to a relief role...induced ground balls at a rate of 63.8 percent (fifth in NL) and ranked 11th in the majors in fastball velocity (96.4 mph)...held right-handed batters to a .187/.276/.216 line while surrendering just two extra base hits (double, home run) in 134 at bats...allowed fewer hits per nine innings (8.25) than in 2014 (10.13)...also improved his strikeouts per nine innings (8.65) as compared to 2014 (5.33)...was optioned to Triple-A Syracuse July 20 and recalled Aug. 6...struck out 14 in 12.0 scoreless innings of relief spanning five games...upon his return to Washington, tossed scoreless relief in next 12 games (13.0 ip)...struck out 12, walked two and posted a 0.69 WHIP over that stretch.

2014—Enjoyed six separate stints with the Nationals in 2014 despite never having pitched above Double-A entering the 2014 season...was 1-3 with a 3.00 ERA in seven starts for Washington...faced, among others, C.Kershaw, E.Volquez, A.Cashner, T.Hudson, J. Samardzija (16 combined Opening Day starts)...made his Major League debut April 12 at Atlanta with 2.0 scoreless innings...spun 5.0 innings of two-run ball to pocket his first career win, June 28 at Chicago-NL (G2)...went 8-2 with a 3.35 ERA in 16 International League starts for Triple-A Syracuse...fanned 7.1 batters per nine innings and walked just 2.2 batters per nine innings at Triple-A.

2013—Combined on a 3.47 ERA in 23 games (22 starts) for Double-A Harrisburg and short-season Single-A Auburn in his third professional season...fanned 93 batters in 124.2 innings...was touched for only nine home runs in that span.

2012—Began his conversion to a starting role, going 6-6 with a 4.70 ERA in 15 starts for Stockton of the Single-A California League...struck out a career-best 10 on June 12 vs. Bakersfield...posted

a 2.08 ERA in nine relief appearances, fanning 14 in 13.0 innings out of the bullpen...registered a 4.0 strikeout-to-walk ratio (92 so, 23 bb).

2011—Posted a win, two saves, a 3.67 ERA and allowed only one homer in his 30.0-inning pro debut with Burlington of the Single-A Midwest League and the Athletics' Arizona Rookie League club.

PERSONAL/MISCELLANEOUS

Blake M. Treinen was originally signed by A's scout Kevin Mello...he and his wife, Kati, have one daughter, Addison...pitched collegiately as a walk-on and graduated from South Dakota State University...went 10-4 with a 4.46 ERA in 25 career starts spanning two seasons (2010-11) for the Jackrabbits...struck out 9.4 batters per 9.0 innings at SDSU...before his arrival in Brookings, SD, studied at the University of Arkansas and Baker (KS) University...was member of Baker's JV squad...attempted to try out at Arkansas, but school did not have a program for walk-ons...was forced to sit out 2009 campaign while transferring from Arkansas to South Dakota State...graduated from Osage City (KS) High School ...during 2016 Spring Training, garnered attention as the subject of a clue on "Jeopardy," The Nationals' Blake Treinen hit 100 miles per hour with this type of pitch that gets its name from its downward motion (answer: "What is a sinker?").

LIFETIME PITCHING RECORD

Year	Club	W	L	ERA	G	GS	CG	SHO	SV	IP	H	R	ER	HR	HB	BB	IBB	SO	WP	BK
2011	AZL Athletics	0	0	0.00	3	0	0	0	0	3.0	3	0	0	0	0	1	0	7	0	0
	Burlington	1	1	3.67	18	0	0	0	2	27.0	20	13	11	1	1	7	0	29	2	0
2012	Stockton	7	7	4.37	24	15	1	0	0	103.0	116	60	50	11	4	23	0	92	5	0
	Harrisburg	6	7	3.64	21	20	0	0	0	118.2	125	54	48	9	4	33	2	86	8	1
2013	Auburn	0	0	0.00	2	2	0	0	0	6.0	1	0	0	0	0	0	0	7	0	0
	Syracuse	8	2	3.35	16	16	0	0	0	80.2	78	34	30	4	4	20	0	64	2	0
2014	WASHINGTON	2	3	2.49	15	7	0	0	0	50.2	57	17	14	1	2	13	1	30	1	0
	WASHINGTON	2	5	3.86	60	0	0	0	0	67.2	62	32	29	4	2	32	6	65	4	0
2015	Syracuse	0	0	0.00	5	0	0	0	0	12.0	6	0	0	0	0	1	0	14	3	0
	WASHINGTON	4	1	2.28	73	0	0	0	1	67.0	51	19	17	5	0	31	6	63	1	0
2016	WASHINGTON	0	2	5.73	37	0	0	0	3	37.2	48	24	24	3	3	13	1	32	1	0
	OAKLAND	3	4	2.13	35	0	0	0	13	38.0	32	11	9	3	2	12	2	42	3	0
AL Totals		3	4	2.13	35	0	0	0	13	38.0	32	11	9	3	2	12	2	42	3	0
NL Totals		8	11	3.39	185	7	0	0	4	223.0	218	92	84	13	7	89	14	190	7	0
ML Totals		11	15	3.21	220	7	0	0	17	261.0	250	103	93	16	9	101	16	232	10	0

CAREER TRANSACTIONS

2010 — Selected by the Florida Marlins in the 23rd round of the First-Year Player Draft; did not sign. **2011** — Selected by the Oakland Athletics in the 7th round of the First-Year Player Draft. **2013** — Traded to the Washington Nationals with minor league pitcher A.J. Cole and a PTBNL (minor league pitcher Ian Krol on March 20) as part of a three-team deal in which the Seattle Mariners sent catcher John Jaso to Oakland and the Nationals sent outfielder Michael Morse to Seattle, January 16. **2017** — Traded to the Oakland Athletics with minor league pitcher Jesus Luzardo and minor league infielder Sheldon Neuse for pitchers Sean Doolittle and Ryan Madson, July 16.

DIVISION SERIES PITCHING RECORD

Year	Club/Opp.	W	L	ERA	G	GS	CG	SHO	SV	IP	H	R	ER	HR	HB	BB	IBB	SO	WP	BK
2016	WAS vs. LAD	1	1	6.75	3	0	0	0	0	2.2	3	2	2	0	1	0	0	5	0	0

TREINEN'S CAREER BESTS

Low Hit Complete Game: None

Innings Pitched: 6.0, June 7, 2014 at San Diego. As reliever: 4.0, May 14, 2015 at San Diego


Strikeouts: 6, May 14, 2015 at San Diego

Pitches: 102, May 22, 2014 at Pittsburgh. As reliever: 66, June 7, 2016 at Chicago (AL)

Longest Winning Streak: 2 (five times), last: September 8, 2017 to present

Longest Losing Streak: 4, August 16 to September 5, 2017

Longest Scoreless Streak: 16.1, May 15 to June 24, 2016

**RIGHT-HANDED PITCHER****Height/Weight:** 6-4 / 232**Bats/Throws:** Right / Right**Birthdate:** March 16, 1989**Opening Day Age:** 29**Birthplace/Resides:** Nashville, Tennessee / Nashville, Tennessee**Major League Service:** 1 year, 123 days**Obtained:** Claimed off waivers from Baltimore, March 13, 2016**Contract Status:** First year of a one-year contract through 2018**CAREER HIGHLIGHTS**

Has 167 relief appearances and one start as a minor leaguer but has 18 starts and 18 relief appearances in two seasons in the majors with the A's...was claimed off waivers by the Oakland organization in the spring of 2016 and is 6-7 with a 4.29 ERA in 36 games over two seasons with the A's...is 13-10 with a 2.09 ERA (59 er in 254.1 ip) in 168 games as a minor leaguer...was drafted by Cleveland and San Francisco before signing with Kansas City after the Royals selected him in the 19th round of the 2012 draft...was traded to the Baltimore organization at the start of the 2015 season...converted each of his 17 save opportunities at Double-A Bowie in 2015...led the Texas League with 19 saves at Northwest Arkansas in 2014 and was a TL All-Star.

2017 HIGHLIGHTS

Was on the A's Opening Day roster and went 5-6 with a 4.27 ERA in 12 starts before his season ended June 10 with a hip injury...had surgery to repair the labrum in his left hip July 13...was 5-2 with a 2.12 ERA and .209 opponents batting average over his first eight starts...then went 0-4 with a 9.64 ERA and .381 opponents average over his final four starts...allowed a .266 opponents batting average, which included .215 (23-for-107) against left-handed hitters compared to .302 (45-for-149) against right-handers...despite missing 3½ months of the season, he tied for seventh in the American League in unearned runs (11) and stolen bases allowed (15)...held the opposition to a .211 batting average with two outs but surrendered six of his nine home runs in that situation...allowed a .188 average against the opponents clean-up hitter and has a .175 (10-for-57) average in that situation in his career...opponents were 3-for-8 (.375) with a triple and two home runs with the bases loaded...the two grand slams tied for the most in the majors...compiled a 2-2 record and a 3.14 ERA in five starts on the road compared to 3-4 with a 5.15 ERA in seven starts at home...went 4-1 with a 2.04 ERA in six starts against AL West competition, 1-5 with a 6.90 ERA in six starts against everyone else...was 1-3 with an 8.24 ERA in four starts on four days rest, 4-3 with a 2.56 ERA in eight starts on five days rest or more...allowed one earned run or fewer in seven of his 12 starts...walked one batter or fewer six times and has now issued one free pass or fewer in 12 of his 18 career starts...eight of his 19 walks came in the first inning.

OAKLAND: Won each of his first three starts and did not allow an earned run for a season-opening 17.2-inning streak without an earned run...the season-opening streak of no earned runs was the longest in Oakland history by a starting pitcher on the Opening Day roster...since the earned run became an official stat in the AL in 1913, he is just the third A's pitcher to start the season with three games of five or more innings and no earned runs...joins Eddie Rommel (1924) and Veau Gregg (1918)...received 16 runs of support in those three starts (8.15 RSA) but had just 16 runs of support over his final nine starts (3.02 RSA)...issued a career-high three walks in his first start April 6 against Los Angeles (AL), his first of three starts with three walks (May 10 vs. Los Angeles-AL, May 21 vs. Boston)...took the loss April 23 against Seattle to snap a career-best four-game winning streak dating back to 2016...allowed his only home run over his first seven starts (40.2 ip) in that outing...surrendered at least one home run in each of his final five starts (8 hr in 24.2 ip)...struck out a career-high nine batters and logged a career-high 7.0 scoreless innings April 29 at Houston...finished April with a 4-1 record, a 1.84 ERA and .194 opponents average in five starts...tied for second in the AL in wins in April and ranked seventh in ERA...the wins matched the most by an Oakland pitcher in the month of April over the last 27 years (eighth time) and the ERA was second lowest by an A's pitcher over the last 10 years (Kazmir, 0.99 in 2015)...then went

1-3 with a 3.45 ERA and .269 opponents batting average in five starts in May...tied for fifth in the AL in May losses...tossed a career-high 105 pitches in a 3-1 win over Los Angeles (AL) May 10...had his only no decision in the A's 9-6 win at Seattle on May 16...left with a 4-1 lead but the bullpen allowed three runs in the seventh inning for the blown save...then allowed at least six runs in each of his final four starts beginning May 21...is the fourth pitcher in Oakland history to allow six runs in four consecutive games, the first since Vin Mazzaro (July 18-Aug. 2, 2009)...is the second of those four to take the loss in each start (Bill Krueger, May 26-June 14, 1985)...compiled a 9.61 ERA and .381 opponents batting average during the four-game losing streak, which is the longest of his career...was charged with five unearned runs May 28 at New York (AL), which match the most unearned runs by an A's pitcher over the last eight seasons (last: Milone on June 30, 2012 vs. Texas)...yielded a career-high nine hits in 3.2 innings each of his final two starts on June 2 against Washington and June 9 at Tampa Bay...had career highs in home runs (3) and runs (8) in the latter contest...was placed on the disabled list June 10 with a strained left hip...underwent surgery on July 13 in Vail, Col when Dr. Marc Philippon repaired the labrum in Triggs' left hip.

CAREER

2016—Was claimed off waivers from Baltimore during the spring and went 1-1 with a 4.31 ERA and .255 opponents batting average in 24 games (six starts) over eight stints in his Major League debut with the A's...the eight stints are believed to be the most in one season in Oakland history...the stints were April 25-26, April 29, May 7 (26th man for doubleheader), May 10-June 3, June 18, June 30-July 1, July 4-August 3 (includes stay on the DL from July 18-Aug. 1) and Aug. 5 through the end of the season...five of his eight stints began less than eight days following his previous option...had three one-day stints and two two-day stints...struck out 55 and walked just 13 for a strikeout-to-walk ratio of 4.23...compiled an 8.00 ERA and .312 opponents batting average in 10 relief appearances over his first four stints through June 3...then went 1-1 with a 2.58 ERA and .224 opponents batting average in 14 games (six starts), over his final four stints...allowed three home runs over his first four stints (18.0 ip) and two in his last four (38.1 ip)...his opponents batting average included a .235 mark against right-handed hitters compared to .277 against left-handers...issued 9 of his 13 walks to lefties...was 1-1 with a 2.81 ERA and .191 opponents batting average in his six starts, 0-0 with a 5.58 ERA and .302 opponents average in 18 relief appearances...walked just one batter in 25.2 innings as a starter...first batters faced hit .176 with no extra base hits and one walk (.222 on-base percentage)...allowed 4-of-8 (50.0%) inherited runners to score...had an 0-1 record and a 2.81 ERA in 12 games at home compared to 1-0 with a 5.58 ERA in 12 games on the road...surrendered four of his five home runs on the road...logged a 0.93 ERA and .183 opponents batting average over innings one through three compared to a 6.08 ERA and .289 opponents batting average from the fourth inning on...held the opposition to a .144 batting average with two strikes...the three hitter in the order batted .429 but he allowed a .160 batting average against the clean-up hitter...tossed at least one inning in 17 of his 18 relief appearances, including two or more 10 times...pitched fewer than five innings in three of his six starts and his longest start was six innings...the A's were 1-5 (.167) in his starting assignments...walked one batter or fewer in all but two appearances...was recalled from Nashville April 25 and made his ML debut that day at Detroit...retired the side in order in the eighth inning (1.0 ip, 1 so) and struck out the first batter he faced (Tyler Collins)...was sent back to Nashville two days later...did not pitch during his second stint, which lasted one day (April 29)...pitched just once during his third stint when he was the 26th man for the May 7 doubleheader at Baltimore...struck out the side in the ninth inning of the night game...was recalled a fourth time May 10 and allowed at least one run in seven of his eight appearances for a 9.00 ERA and .338 opponents batting average...was optioned to Nashville June 4...returned for stint number five June 18 and made his first big league start that day against Los Angeles (AL)...allowed a run on three hits in 3.0 innings and had a no decision in a 7-1 A's loss...was sent back to Nashville the following day...did not allow a run in two games during stint number six from June 30 to July 1 (3.2 ip)...stint number seven began July 4 and he allowed at least one run in each of his three appearances before going on the 15-day disabled list July 19 retroactive to July 18 with a right shin contusion...was reinstated Aug. 2, tossed 2.1 scoreless innings Aug. 3 at Los Angeles (AL) and was optioned Aug. 4...was brought back the next day when Jesse Hahn went on the DL and went 1-1 with a 2.92 ERA and .191 opponents average in seven games (five starts) during his final stint...allowed just one home run and walked two batters in 24.2 innings before a lumbar strain ended his season in early September...pitched in relief in each of the first two outings of his eighth stint but his final five appearances

of the season were starts...tossed 6.0 scoreless innings Aug. 22 against Cleveland but had a no decision in a 1-0 loss...was credited with the first win of his career in the A's 7-4 win at St. Louis Aug. 28, striking out eight batters in 6.0 innings...left his final start on Sept. 2 against Boston after one inning and did not pitch again due to a lumbar strain...went 2-1 with two saves and a 2.95 ERA in 16 appearances with Triple-A Nashville, all in relief...struck out 21 and walked five in 18.1 innings...did not surrender a home run...allowed a .225 batting average, including .130 against left-handed hitters compared to .271 against right-handers...had a .125 batting average and .222 on-base percentage against batters leading off an inning...opponents hit .273 with runners in scoring position...did not allow a run in seven games on the road (8.0 ip) and five appearances during the day (5.2 ip)...allowed 1-of-2 (50.0%) inherited runners to score...tossed one or more innings in 15 of his 16 appearances, including a season-high 2.0 innings April 23 against New Orleans and July 28 against Colorado Springs...did not allow a run 12 times...including each of his first three games (3.0 ip) when he picked up his only two wins of the season (April 8 against Oklahoma City and April 13 against Colorado Springs)...had a 5.14 ERA in six games before his first promotion to Oakland on April 25...compiled a 1.59 ERA in 10 games after that...recorded his first save of the season May 1 at Round Rock with a scoreless ninth inning...matched his season-high with three strikeouts in the second game of a double header on June 9 at Oklahoma City (also April 11 against Colorado Springs)...was credited with his second save June 12 at Oklahoma City.

2015—Spent the entire season at Double-A Bowie and went 0-2 with a 1.03 ERA and 17 saves in 43 appearances...led the Baysox in saves and appearances...converted all 17 of his save opportunities and did not allow a home run in 61.0 innings...was among the Eastern League leaders among relievers in lowest opponents batting average (fourth, .196), strikeouts per nine innings (fifth, 10.33), fewest walks per nine innings (first, 1.48) and fewest baserunners per nine innings (second, 8.85)...allowed a .153 batting average with runners in scoring position...posted a 16-game (17.2 ip) scoreless streak from May 26 to July 28 with 10 saves in that span...that included a stint on the disabled list from May 27 to June 10 (plantar fasciitis, left foot)...held right-handed batters to a .184 batting average, while left-handed batters hit .218 against him...in 25 home games, logged a 0.51 ERA and struck out 47 batters in 35.1 innings...had a 0.61 ERA in 31 outings at night...went 0-1 with a save, a blown save and a 3.60 ERA in four postseason appearances...finished Game 5 of the Eastern League Championship Series, tossing a scoreless ninth inning as Bowie defeated Reading for the title...was ranked as the No. 28 Orioles prospect according to MLB.com following the season.

2014—Named a mid-season All-Star for Double-A Northwest Arkansas and named a Texas League All-Star...led the Texas League in saves (19), was second in games finished (32), fourth in fewest walks per nine innings (2.20), and fifth in fewest baserunners per nine innings (11.46)...made the first start of his professional career on May 18 against Tulsa (4.0 ip, 2 h, 1 er, 1 bb, 2 so)...posted a nine-game (15.0 ip) scoreless streak from April 21 to May 15...was placed on the disabled list Aug. 17 with a strained back...was reinstated Aug. 30 and transferred to Triple-A Omaha Sept. 1...made one appearance Sept. 1 against Colorado Springs and was credited with his 20th save of the season (0.2 ip)...pitched for Oriente in the Dominican Winter League following the season and was 1-0 with a 21.60 ERA in three relief appearances.

2013—Spent most of the season at Single-A Wilmington where he was 5-3 with nine saves and a 2.54 ERA in 39 relief appearances...finished fifth in the Carolina League in saves and fourth among relievers in strikeouts per nine innings (9.40)...posted a 1.86 ERA in 19 home games...went 3-0 with two saves and a 0.57 ERA over 10 games in July...was transferred to Double-A Northwest Arkansas Aug. 20 and did not allow a run in four relief appearances (6.2 ip).

2012—Made his first professional appearance on June 20 against Orem, tossing 1.0 scoreless inning...earned his first professional win on June 29 against Burlington after logging 5.0 innings without allowing an earned run...struck out a season-high six batters over 2.0 innings on Aug. 2 against Beloit.

PERSONAL/MISCELLANEOUS

Andrew Austin Triggs was originally signed by Royals scout Rich Amaral...graduated from Nashville's Montgomery Bell High School in 2007...earned a degree in political science at the Univer-

sity of Southern California in 2011...spent the 2011-12 academic year in the university's MBA program...at USC, he earned conference All-Academic honors each season from 2009-12 and was named the 2012 Pac-12 Baseball Spring Scholar-Athlete of the Year...posted a 3.96 ERA as a red-shirt freshman in 2009, earning Pac-10 honorable mention status...was the team's No. 1 pitcher in the rotation in 2010.

LIFETIME PITCHING RECORD

Year	Club	W	L	ERA	G	GS	CG	SHO	SV	IP	H	R	ER	HR	HB	BB	IBB	SO	WP	BK
2012	Idaho Falls	0	0	2.45	2	0	0	0	0	3.2	4	2	1	0	0	1	0	3	0	0
	Kane County	1	1	1.70	20	0	0	0	4	42.1	31	13	8	2	1	9	0	48	0	0
2013	Wilmington	5	3	2.54	39	0	0	0	9	60.1	58	29	17	1	7	12	1	63	6	2
	NW Arkansas	1	0	0.00	4	0	0	0	0	6.2	2	0	0	0	0	2	1	10	0	0
2014	NW Arkansas	4	3	2.93	43	1	0	0	19	61.1	55	28	20	4	5	16	1	38	2	0
	Omaha	0	0	0.00	1	0	0	0	1	0.2	0	0	0	0	0	0	0	0	0	0
2015	Bowie	0	2	1.03	43	0	0	0	17	61.0	42	9	7	0	7	11	1	70	6	0
2016	Nashville	2	1	2.95	16	0	0	0	2	18.1	16	7	6	0	4	5	1	21	0	0
	OAKLAND	1	1	4.31	24	6	0	0	0	56.1	56	30	27	5	3	13	1	55	2	0
2017	OAKLAND	5	6	4.27	12	12	0	0	0	65.1	68	42	31	9	4	19	0	50	5	0
ML Totals		6	7	4.29	36	18	0	0	0	121.2	124	72	58	14	7	32	1	105	7	0

CAREER TRANSACTIONS

2010 — Selected by the Cleveland Indians in the 24th round of the First-Year Player Draft; did not sign. **2011** — Selected by the San Francisco Giants in the 21st round of the First-Year Player Draft; did not sign. **2012** — Selected by the Kansas City Royals in the 19th round of the First-Year Player Draft. **2015** — Traded to the Baltimore Orioles for cash, April 4. **2016** — Claimed off waivers by the Oakland Athletics, March 13. On the disabled list, July 18 to August 1; included rehabilitation assignment to Nashville, July 26 to August 1. **2017** — On the disabled list, June 10 to Nov. 5.

TRIGGS' CAREER BESTS

Low Hit Complete Game: None

Innings Pitched: 7.0, April 29, 2017 at Houston. As reliever: 4.0, June 3, 2016 at Houston


Strikeouts: 9, April 29, 2017 at Houston. As reliever: 6, June 3, 2016 at Houston

Pitches: 105, May 10, 2017 vs. Los Angeles (AL)

Longest Winning Streak: 4, August 28, 2016 to April 18, 2017

Longest Losing Streak: 4, May 21, 2017 to present

Longest Scoreless Streak: 13.2, April 6 to 18, 2017

**RIGHT-HANDED PITCHER****Height/Weight:** 6-5 / 240**Bats/Throws:** Right / Right**Birthdate:** October 1, 1991**Opening Day Age:** 26**Birthplace/Resides:** Sellersville, Pennsylvania / Green Lane, Pennsylvania**Major League Service:** None**Obtained:** Selected in the 11th round of the 2013 First-Year Player Draft**Contract Status:** First year of a one-year contract through 2018**CAREER HIGHLIGHTS**

Was the A's 11th round draft pick in 2013 and is 30-27 with eight saves and a 3.96 ERA (184 er in 418.1 ip) in 166 games, including 45 starts, over five professional seasons...has allowed just 18 home runs (0.39 per nine innings)...has pitched exclusively in relief over the last two seasons and is 10-7 with a 2.95 ERA (42 er in 128.1 ip) in 93 appearances...has yielded just one home run in 128.1 innings over that stretch.

2017 HIGHLIGHTS

Began the season at Double-A Midland and was 7-1 with a save and a 2.43 ERA in 23 relief appearances when he was promoted to Triple-A Nashville June 20...went 1-2 with four saves and a 3.60 ERA in 25 games with the Sounds...combined for an 8-3 record, five saves and a 3.03 ERA in 48 relief outings overall...had career highs in games pitched and saves...tied for seventh in the A's farm system in saves...did not allow a home run in 68.1 innings...allowed a .245 batting average, which included .216 (36-for-167) against right-handed hitters compared to .298 (28-for-94) against left-handers...opponents hit .170 with runners in scoring position at Midland but that mark jumped to .342 at Nashville...allowed a .247 average with RISP overall, including 147 with RISP and two outs...compiled a 1.66 ERA in the ninth inning...did not allow a run in six day games (8.2 ip)...allowed 8-of-20 (40.0%) inherited runners to score, including 5-of-6 (83.3%) with Nashville...allowed a .317 batting average to batters leading off an inning...tossed at least one inning in 46 of his 48 appearances, including two or more 14 times.

MINORS: Started the year at Midland where he posted a 4.15 ERA and .302 opponents batting average in 12 games at home compared to a 1.33 ERA and .205 opponents average in 11 contests on the road...did not allow a run over his first six outings (7.2 ip) through April 25...surrendered his first run of the season April 29 at San Antonio but also struck out a season-high three batters, his first of seven games with three strikeouts...finished April 2-0 with a 0.84 ERA and .139 opponents batting average in seven games...then went 3-0 with a 1.98 ERA in 10 contests in May...was 4-0 with a 0.61 ERA over his first 10 games through May 11 and did not allow a run in nine of those games...then allowed four runs over his next seven contests through May 19 (3.60 ERA)...had a six-game, 8.0-inning scoreless streak from May 20 to June 7...yielded four runs over his final four games with the RockHounds...was promoted to Nashville June 20...posted a 2.04 ERA in 13 home games with the Sounds compared to 5.19 in 12 games on the road...was charged with 11 runs over his first eight games at Triple-A through July 15 (7.62 ERA, .309 opponents batting average)...capped that stretch by allowing a season-high four runs on a season-high five hits in 0.1 innings at Omaha July 15...then tossed a season-high 3.0 scoreless innings in his next outing July 19 at Iowa...that began a season-ending stretch where he allowed just four runs (three earned) over his final 17 games (1.23 ERA, .200 opponents average)...issued a season-high three walks Aug. 7 at Tacoma...recorded all four of his saves with Nashville over his final 10 outings from Aug. 11 to Sept. 2...did not allow a run in nine of those games (0.82 ERA)...posted a 1.46 ERA and .186 opponents batting average in 10 games in August.

CAREER

2016—Pitched exclusively in relief for the first time in his career and combined for a 2-4 record, three saves and a 2.85 ERA in 45 relief appearances with Single-A Stockton and Double-A Midland...yielded just one home run in 60.0 innings...struck out 61, the first time in his career he fin-

ished with more strikeouts than innings pitched...opponents hit .230, which included .216 (27-for-125) by right-handed hitters compared to .248 (25-for-101) by left-handers...allowed a .191 batting average with the bases empty, .267 with runners on...opponents were 4-for-34 (.118) with runners in scoring position and two outs...yielded a .200 batting average to hitters leading off an inning but had a .357 on-base percentage in that situation...allowed 10-of-24 (41.7%) inherited runners to score...tossed at least one inning in 40 of his 45 appearances...had 14 games with two or more innings...began the year at Stockton where he went 1-3 with two saves and a 3.02 ERA in 33 relief appearances...did not surrender a home run in 41.2 innings...posted a 6.30 ERA in April but then compiled a 1.01 ERA over a 22-game stretch from May 1 to July 5...recorded the first save of his career May 1 against Modesto when he retired the side in order in the ninth inning of the Ports 3-2 win (1 so)...struck out a season-high four batters in 1.2 innings at Lake Elsinore on May 28...compiled a 0.71 ERA in 10 games in May and then logged a 1.64 ERA and .105 opponents batting average in 10 games in June...had a nine-game, 10.2-inning scoreless streak from June 11 to July 5...matched his season-high with four strikeouts June 25 against San Jose...was transferred to Midland July 20 and went 1-1 with a save and a 2.45 ERA in 12 games at Double-A...did not allow a run in five home games (8.2 ip)...allowed his only home run of the season Aug. 3 at Frisco, snapping a season-opening 35-game, 46.1-inning homerless streak...tossed a season-high 2.2 scoreless innings Aug. 7 against Corpus Christi...made two postseason appearances for the Texas League Champion RockHounds (3.1 ip, 3 h, 3 r, 3 er, 3 bb, 3 so, 8.10 ERA).

2015—Spent the entire season at Single-A Stockton and went 10-5 with a 3.91 ERA in 32 games, including nine starts...the wins were a career high, tied for the California League lead and tied for third in the A's farm system...struck out 78 batters in 89.2 innings but walked a career-high 44 (4.42 per nine innings) for a strikeout-to-walk ratio of 1.77...yielded just five home runs, an average of 0.50 per nine innings...each of his first nine appearances were starts and he was 3-3 with a 5.45 ERA in those games...was moved to the bullpen June 2 and went 7-2 with a 2.70 ERA in 23 relief appearances...allowed 1-of-12 (8.3%) inherited runners to score...yielded a .216 opponents batting average, including .203 (37-for-182) against right-handed hitters compared to .232 (33-for-142) against left-handers...surrendered four of his five home runs to lefties...held the opposition to a .151 average with runners in scoring position...compiled a record of 5-4 with a 5.16 ERA in 13 games in the first half...was 5-1 with a 2.17 ERA in 19 appearances in the second half...went 6-4 with a 5.63 ERA and .233 opponents batting average in 18 home games, 4-1 with a 1.94 ERA and .196 opponents average in 14 games on the road...did not allow a home run in 41.2 road innings...was 1-0 with a 2.31 ERA and .186 opponents batting average in three April starts...tossed a season-high 7.0 scoreless innings May 22 at Lake Elsinore...struck out a season-high seven in 3.1 innings in his final start on May 28 against Lancaster...picked up the win in four consecutive relief appearances from June 13 to July 1 and did not allow a run (10.1 ip, 5 h, 2 bb, 10 so)...was 1-1 with a 2.08 ERA in eight games in August...had a loss in two postseason appearances for the Ports (3.0 ip, 3 h, 2 r, 2 er, 4 so, 6.00 ERA).

2014—Went 7-11 with a 5.28 ERA in 27 games, including 26 starts, for Single-A Beloit...led the Midwest League in runs (93) and earned runs (82) and ranked fourth in innings pitched (139.2)...had career highs in strikeouts (95), starts, innings pitched, losses, hits (160), runs, home runs (10), hit batters (10) and wild pitches (12)...ranked seventh among A's farmhands in innings pitched and eighth in strikeouts...allowed a .290 opponents batting average, including .289 against left-handed hitters and .291 against right-handers...surrendered just one home run in 63.1 innings on the road...combined on a six-hit shutout April 26 against Burlington (6.0 ip, 6 h) and went 3-1 with a 3.57 ERA over a four-start stretch from April 26-May 14...struck out a season-high eight batters in 6.2 innings May 2 against Quad Cities...combined on a two-hit shutout and tossed a season-high 7.0 innings July 20 against Bowling Green...matched his season-high with eight strikeouts Aug. 8 at Peoria...made his only relief appearance in his final outing of the season Sept. 1 against Wisconsin (1.0 ip).

2013—Made his professional debut with Vermont of the Short Season Single-A New York-Penn League and went 3-4 with a 3.12 ERA in 14 games, including 10 starts...surrendered just two home runs in 60.2 innings...allowed a .231 opponents batting average, including .228 against right-handed hitters compared to .235 against left-handers...opponents hit .212 when leading off an inning but had a .349 on-base percentage...made his professional debut in relief on June

23 against Lowell (2.0 ip, 1 h, 1 so) and his first four outings were out of the pen...made his first start July 15 at Mahoning Valley, a no decision (5.0 ip, 5 h, 1 r, 1 er, 6 so)...earned his first win July 26 against Tri-City, a 5-3 Lake Monsters victory...struck out a season-high seven (6.1 ip, 5 h, 1 r, 1 er, 2 bb).

PERSONAL/MISCELLANEOUS

Louis Albert Trivino was originally signed by A's scout Matt Higginson...graduated from Upper Bucks Christian High School (PA)...attended Slippery Rock University...posted a career record of 19-8 with a 1.95 ERA in three seasons at Slippery Rock, including 14 complete games.

LIFETIME PITCHING RECORD

Year	Club	W	L	ERA	G	GS	CG	SHO	SV	IP	H	R	ER	HR	HB	BB	IBB	SO	WP	BK
2013	Vermont	3	4	3.12	14	10	0	0	0	60.2	53	31	21	2	8	20	0	47	2	0
2014	Beloit	7	11	5.28	27	26	0	0	0	139.2	160	93	82	10	10	43	2	95	12	0
2015	Stockton	10	5	3.91	32	9	0	0	0	89.2	70	45	39	5	1	44	1	78	11	2
2016	Stockton	1	3	3.02	33	0	0	0	2	41.2	38	19	14	0	6	18	1	49	7	0
	Midland	1	1	2.45	12	0	0	0	1	18.1	14	7	5	1	0	7	2	12	1	0
2017	Midland	7	1	2.43	23	0	0	0	1	33.1	31	9	9	0	1	10	0	34	0	1
	Nashville	1	2	3.60	25	0	0	0	4	35.0	33	15	14	0	1	11	2	31	4	1
Minor League Totals		30	27	3.96	166	45	0	0	8	418.1	399	219	184	18	27	153	8	346	37	4

CAREER TRANSACTIONS

2013 — Selected by the Oakland Athletics in the 11th round of the First-Year Player Draft.

**RIGHT-HANDED PITCHER****Height/Weight:** 6-4 / 234**Bats/Throws:** Right / Right**Birthdate:** March 21, 1992**Opening Day Age:** 26**Birthplace/Resides:** Alexandria, Virginia / Gilbert, Arizona**Major League Service:** 152 days**Obtained:** Selected in the fifth round of the 2013 First-Year Player Draft**Contract Status:** First year of a one-year contract through 2018**NON-ROSTER INVITEE****CAREER HIGHLIGHTS**

Made his Major League debut with Oakland in 2016 and compiled a 4.70 ERA in seven relief appearances...is 4-6 with 27 saves and a 3.87 ERA (76 er in 176.2 ip) in 121 games (12 starts) in five seasons in the minors...has 219 strikeouts in 176.2 innings, an average of 11.16 per nine innings...12 of his first 17 career outings came as a starter but he has pitched exclusively in relief since then...led the A's farm system with 14 saves in 2016...was originally selected by Oakland in the fifth round of the 2013 First-Year Player Draft.

2017 HIGHLIGHTS

Began the season at Triple-A Nashville but was promoted to Oakland May 3 and made his Major League debut...compiled a 4.70 ERA in seven relief appearances before going on the disabled list May 24 with a strained right shoulder...made five rehab appearances before undergoing thoracic outlet surgery on his right arm Aug. 14...missed the remainder of the season...allowed a .258 opponents batting average, including .211 (4-for-19) against right-handed hitters and .333 (4-for-12) against left-handers...yielded a .143 average with the bases empty, .353 with runners on...opponents hit .500 with runners in scoring position...did not allow a home run in 7.2 innings...allowed 1-of-2 (50.0%) inherited runners to score...first batters faced were 2-for-6 (.333) with a walk...made his ML debut May 3 at Minnesota (0.1 ip, 2 h, 1 r, 1 er, 1 hb)...entered the game to start the sixth inning with the A's trailing 6-3 and allowed a double to the first batter he faced (Eduardo Escobar), followed by an Eddie Rosario RBI single...his first strikeout came on May 5 against Detroit when he struck out Victor Martinez with one out in the ninth inning...allowed two runs on three hits in 2.0 innings in his last outing on May 23 against Miami...was placed on the 10-day disabled list the next day...was sent to Single-A Stockton to start a rehab assignment July 20 and pitched in two games on July 20 and 23 against Modesto (2.0 ip, 3 bb, 6 so)...was transferred to Nashville July 25 and was also moved to the 60-day DL that day...appeared in three games with the Sounds (3.2 ip, 5 h, 4 r, 4 er, 1 bb, 8 so) before his rehab assignment was halted Aug. 6...had thoracic outlet surgery on his right arm Aug. 14 in Dallas...the surgery was performed by Dr. Greg Pearl.

MINORS: Was 1-1 with three saves and a 4.15 ERA in 11 appearances with Nashville and tossed 2.0 scoreless innings in two games with Stockton...combined for a 1-1 record, three saves and a 3.60 ERA in 13 minor league games overall...struck out 28 batters in 15.0 innings (16.80 per nine innings) but surrendered three home runs...allowed a .220 opponents batting average, including .200 (7-for-35) against right-handed hitters compared to .250 (6-for-24) against lefties...yielded a .158 average with runners in scoring position...tossed at least one inning in 12 of his 13 appearances...logged a season-high 2.0 scoreless innings May 1 against New Orleans, a figure he would match July 28 against Las Vegas...was 0-1 with three saves and a 1.93 ERA in eight games with Nashville at the time of his May 3 promotion to Oakland...walked a season-high two batters in the second game of his rehab assignment for Stockton on July 23 against Modesto...struck out a season-high four batters for Nashville on July 28 against Las Vegas...allowed a season-high three runs on a season-high three hits in his final appearance July 31 against Salt Lake (1.0 ip, 2 so).

CAREER

2016—Spent most of the season at Double-A Midland but pitched at three different levels in the A's farm system and was a combined 1-1 with 14 saves, a 2.65 ERA and .194 opponents batting average in 45 relief appearances with Single-A Stockton, the RockHounds and Triple-A Nashville...the saves were the most in the A's farm system and a career-high...also had career highs in strikeouts (65), games, innings pitched (54.1) and walks (28)...averaged 10.77 strikeouts per nine innings...surrendered just three home runs, an average of 0.50 per nine innings...his opponents batting average included a .186 mark against left-handed pitching compared to .198 against right-handers...allowed a .207 batting average and two of his three home runs with the bases empty, .175 with runners on base...opponents hit .214 with runners in scoring position but that marked dropped to .130 with RISP and two outs...converted 14-of-15 (93.3%) save opportunities, including each of his final 14 chances...allowed 2-of-9 (22.2%) inherited runners to score...had a 0.73 ERA in the ninth inning...had a 0.93 ERA in seven day games, a 3.02 ERA in 38 contest at night...tossed at least one inning in 42 of his 45 outings, including two or more nine times...began the year at Stockton and had a 6.75 ERA in three appearances when he was moved up to Midland April 17...went 0-1 with 10 saves and a 2.21 ERA in 33 relief appearances with the RockHounds...combined with Stockton and Midland for an 8.00 ERA in seven appearances in the month of April...tossed a season-high 3.0 scoreless innings May 8 at Frisco...was charged with his only blown save of the season May 22 against Corpus Christi...compiled a 2.63 ERA in eight games in May...then had a 15-game, 15.2-inning scoreless streak from June 1 to July 20...opponents went 6-for-50 (.120) over that span...walked just two and struck out 20...fanned a season-high five batters in 2.0 scoreless innings at Corpus Christi June 9...had seven saves over an eight-game stretch from June 26 to July 20 (8.0 ip, 4 h, 1 bb, 10 so)...did not allow a run in nine appearances in the month of June (9.2 ip)...held the opposition to a .129 batting average...then had a 0.87 ERA and .091 opponents average in 11 games in July...did not allow an earned run over his final five appearances (6.1 ip) with Midland...was promoted to Nashville Aug. 8 and was 1-0 with four saves and a 2.79 ERA in nine appearances with the Sounds...did not allow a run in his first six Triple-A appearances (7.0 ip)...had all four of his saves with Nashville over a four-game stretch from Aug. 17 to 26 (4.0 ip, 4 h, 1 r, 1 er, 1 bb, 6 so)...was placed on the disabled list Sept. 3 with a strained abdominal muscle in his left side and missed the remainder of the season.

2015—Made his Double-A debut with Midland and spent the entire season with the RockHounds...was 2-0 with four saves and a 4.18 ERA in 24 relief appearances in a season shortened by two stints on the disabled list with elbow problems...struck out 36 batters in 32.1 innings, an average of 10.02 per nine innings...surrendered just two home runs...allowed a .283 opponents batting average, including .268 against right-handed hitters compared to .304 against left-handers...both of the home runs he surrendered were solo shots...allowed 2-of-3 (66.7%) inherited runners to score...converted 4-of-6 (66.7%) save opportunities...tossed at least one inning in each of his 24 appearances, including two or more eight times...did not allow a run in four of his first five games (1.50 ERA)...converted each of his three save opportunities in six appearances in April...struck out a season-high five batters in 2.0 innings May 10 against Frisco...fanned at least one batter in each of his 10 outings in May and had 23 strikeouts in 16.1 innings in the month...was credited with his first professional win June 2 at Tulsa...blew the save in the eighth inning before Midland scored once in the ninth for a 6-5 win...was 1-0 with a 4.45 ERA and .286 opponents batting average in 20 appearances when he was placed on the disabled list June 19 with a strained right elbow...was reinstated July 8 and had a win, a 2.25 ERA and .267 opponents batting average in four games before returning to the DL with a strained right elbow July 21...missed the remainder of the season.

2014—Spent most of the season at Single-A Beloit where he was 0-4 with a 5.06 ERA in 20 games (seven starts)...spent the final month with Single-A Stockton and had no decisions and a 4.22 ERA in nine relief appearances...was a combined 0-4 with four saves and a 4.89 ERA in 29 games (seven starts)...had career highs in games started, losses, hits (54), runs (36) and home runs (7)...struck out 62 batters in 53.1 innings, an average of 10.46 per nine innings...went 0-4 with a 7.01 ERA over his first seven appearances of the season, all starts...his final 22 appearances came in relief and he had no decisions, four saves and a 2.93 ERA out of the bullpen...allowed 5-of-17 (29.4%) inherited runners to score and converted 4-of-5 (80.0%) save opportunities...allowed a .252 opponents batting average, including .220 against right-handed hitters compared to .292

against left-handers...yielded a .214 average with runners on base, including .169 with runners in scoring position...went 0-2 with a 7.71 ERA in three starts before he was placed on the disabled list April 16 with a strained left oblique muscle...was reinstated May 12...compiled a 1.42 ERA in five relief appearances in June and then posted a 2.53 ERA with all four of his saves in eight games in July...was transferred to Stockton July 31...made one postseason appearance for the Ports (0.2 ip, 2 h, 1 r, 1 er, 2 so, 13.50 ERA).

2013—Had no decisions, two saves and a 4.15 ERA in 10 games (five starts) in his professional debut with the A's affiliate in the Arizona Rookie League and Single-A Vermont...struck out 28 batters in 21.2 innings, an average of 11.63 per nine innings...allowed a .235 opponents batting average, including .212 against right-handed hitters compared to .273 against left-handers...opponents hit .217 with runners in scoring position...yielded a .136 batting average and .174 on-base percentage to batters leading off an inning...made his pro debut with a start on July 3 at the Reds Arizona Rookie League squad (1.0 ip, 1 r, 1 er, 2 bb, 1 so)...that was his only appearance before he was transferred to Vermont July 5...had a 3.92 ERA in nine games (four starts) with the Lake Monsters...recorded his first professional save July 19 against Aberdeen (3.0 ip, 1 bb, 6 so)...had a 1.86 ERA over his first eight games with Vermont...was rated as the A's No. 8 prospect by *Baseball America* following the season.

PERSONAL/MISCELLANEOUS

Robert Martin Wahl was originally signed by A's scout Kelcey Mucker...graduated from West Springfield High School (VA)...attended the University of Mississippi...went 10-0 with a 2.03 ERA as a junior at Ole Miss in 2013, earning Collegiate Baseball All-America honors.

LIFETIME PITCHING RECORD

Year	Club	W	L	ERA	G	GS	SHO	SV	IP	H	R	ER	HR	HB	BB	IBB	SO	WP	BK	
2013	AZL Athletics	0	0	9.00	1	1	0	0	1.0	0	1	1	0	0	2	0	1	0	0	
	Vermont	0	0	3.92	9	4	0	0	2	20.2	20	10	9	3	0	6	0	27	3	0
2014	Beloit	0	4	5.06	20	7	0	0	4	42.2	46	29	24	5	3	19	0	43	3	0
	Stockton	0	0	4.22	9	0	0	0	0	10.2	8	7	5	2	0	6	0	19	1	0
2015	Midland	2	0	4.18	24	0	0	0	4	32.1	36	17	15	2	0	14	1	36	5	0
2016	Stockton	0	0	6.75	3	0	0	0	0	4.0	3	3	3	0	0	5	0	3	2	0
	Midland	0	1	2.21	33	0	0	0	10	40.2	26	11	10	3	1	17	1	48	3	0
	Nashville	1	0	2.79	9	0	0	0	4	9.2	7	3	3	0	0	6	1	14	2	0
2017	Nashville	1	1	4.15	11	0	0	0	3	13.0	13	8	6	3	0	5	0	22	1	0
	OAKLAND	0	0	4.70	7	0	0	0	0	7.2	8	4	4	0	1	4	0	8	2	0
	Stockton	0	0	0.00	2	0	0	0	0	2.0	0	0	0	0	0	3	0	6	0	0
ML Totals		0	0	4.70	7	0	0	0	7.2	8	4	4	0	1	4	0	8	2	0	
Minor League Totals		4	6	3.87	121	12	0	0	27	176.2	159	89	76	18	4	83	3	219	20	0

CAREER TRANSACTIONS

2010 — Selected by the Cleveland Indians organization in the 39th round of the First-Year Player Draft; did not sign. **2013** — Selected by the Oakland Athletics organization in the fifth round of the First-Year Player Draft. **2017** — On the disabled list, May 24 to November 5; included rehabilitation assignments to Stockton, July 20 to 24, and Nashville, July 25 to August 5.

WAHL'S CAREER BESTS

Low Hit Complete Game: None
Innings Pitched: 2.0 (twice), last: May 23, 2017 vs. Miami
Strikeouts: 2 (three times), last: May 17, 2017 at Seattle
Pitches: 33, May 23, 2017 vs. Miami
Longest Winning Streak: None
Longest Losing Streak: None
Longest Scoreless Streak: 3.0, May 5 to 7, 2017

ROSTER

MANAGER: 6 Bob Melvin. **COACHES:** 17 Mike Aldrete, 51 Darren Bush, 29 Ryan Christenson, 14 Scott Emerson, 59 Marcus Jensen, 7 Mark Kotsay, 41 Al Pedrique, 4 Matt Williams.
ATHLETIC TRAINERS: Nick Papaerasta, Jeff Collins, Brian Schulman. **STRENGTH & CONDITIONING:** Josh Cuffe, Terence Brannic. **MASSAGE THERAPIST:** Ozzie Lyles.
TRAVELING SECRETARY: Mickey Morabito. **EQUIPMENT MANAGER:** Steve Vuicnich. **VIDEO COORDINATOR:** Adam Rhoden. **BULLPEN CATCHERS:** 88 Phil Pohl, 90 Jeremy Dowdy.

NO	PITCHERS (20)	B	T	HT	WT	BORN	BIRTHPLACE	RESIDENCE	2017 CLUBS	W	L	ERA	G	GS	CG	SHO	SV	IP	H	R	ER	BB	SO	MLSERVICE	
50	Raul Alcantara	R	R	6-4	242	12-4-92	Barahona, D.R.	Laveen, AZ	OAKLAND	1	2	7.13	8	4	0	0	0	24.0	22	21	19	12	12	83 days	
									Nashville	1	2	2.67	18	3	0	0	4	33.2	36	10	10	7	22		
									AZL As	0	0	0.00	4	2	0	0	0	5.1	2	0	0	1	7		
40	Chris Bassitt	R	R	6-5	220	2-22-89	Toledo, OH	Curtice, OH	Stockton	4	1	2.77	7	7	0	0	0	13.0	9	4	4	4	14	2 years, 70 days	
									Nashville	0	2	6.21	17	2	0	0	0	37.2	41	26	26	16	31		
58	Paul Blackburn	R	R	6-1	192	12-4-93	Antioch, CA	Glendale, AZ	OAKLAND	5	6	3.05	15	14	0	0	0	79.2	69	34	27	16	22	93 days	
									Nashville	3	1	3.22	10	0	0	0	0	58.2	58	22	21	16	22		
52	Ryan Buchter	L	L	6-4	258	2-13-87	Reading, PA	Deptford, NJ	OAKLAND	3	3	3.05	42	0	0	0	1	38.1	28	15	13	18	47	2 years, 10 days	
									KANSAS CITY	1	0	2.67	29	0	0	0	0	27.0	16	10	8	8	18		
46	Santiago Casilla	R	R	6-0	229	7-25-80	San Cristobal, D.R.	Juan Baron, D.R.	OAKLAND	4	5	4.27	63	0	0	0	16	59.0	58	29	28	52	57	10 years, 148 days	
45	Jheral Cotton	R	R	5-11	198	1-19-92	St. Thomas, VI.	Commerce Township, MI	OAKLAND	9	10	5.58	24	24	0	0	0	129.0	133	91	80	53	105	1 year, 26 days	
									Nashville	3	0	2.95	4	3	0	0	0	21.1	15	8	7	4	38		
35	Danny Coulombe	L	L	5-10	183	10-26-89	St. Louis, MO	Scottsdale, AZ	OAKLAND	2	2	3.48	72	0	0	0	0	51.2	46	22	20	22	59	1 year, 149 days	
66	Ryan Dull	R	R	5-9	191	10-2-89	Winston-Salem, NC	Winston-Salem, NC	OAKLAND	2	2	5.14	49	0	0	0	2	42.0	37	30	24	16	45	2 years, 34 days	
									AZL As	0	0	0.00	1	1	0	0	0	1.0	0	0	0	0	1		
									Nashville	0	0	0.00	2	0	0	0	0	2.2	1	0	0	1	2		
48	Daniel Gossett	R	R	6-0	175	11-13-92	Spartanburg, SC	Lyman, SC	Nashville	4	4	3.66	14	14	0	0	0	76.1	70	35	31	24	71	91 days	
									OAKLAND	4	11	6.11	18	18	0	0	0	91.1	116	67	62	31	72		
49	Kendall Graveman	R	R	6-2	209	12-21-90	Alexander City, AL	Alexander City, AL	OAKLAND	6	4	4.19	19	19	0	0	0	105.1	114	50	49	32	70	3 years, 14 days	
									Nashville	0	1	7.20	3	3	0	0	0	10.0	18	12	8	4	7		
44	Chris Hatcher	S	R	6-1	194	1-12-85	Kinston, NC	La Grange, NC	LOS ANGELES (NL)	0	1	4.66	26	0	0	0	0	36.2	37	20	19	12	43	4 years, 146 days	
									AZL Doogers	0	0	4.50	2	2	0	0	0	2.0	2	1	1	0	3		
									Oklahoma City	0	0	0.00	3	0	0	0	0	4.0	2	0	0	0	1		
									Oklahoma City	1	1	3.52	23	0	0	0	0	23.0	21	9	9	9	20		
31	Liam Hendriks	R	R	6-0	241	2-10-89	Perth, Australia	Fort Myers, FL	OAKLAND	4	2	4.22	70	0	0	0	1	64.0	57	34	30	23	78	4 years, 38 days	
55	Sean Manaea	R	L	6-5	230	2-1-92	Valparaiso, IN	Scottsdale, AZ	OAKLAND	12	10	4.37	29	29	0	0	0	158.2	167	88	77	55	140	1 year, 157 days	
									Nashville	0	0	2.25	1	1	0	0	0	4.0	4	2	1	1	5		
33	Daniel Mengden	R	R	6-1	231	2-19-93	Houston, TX	Bellaire, TX	Nashville	2	4	4.17	9	9	0	0	0	41.0	40	20	19	18	40	157 days	
									OAKLAND	3	2	3.14	7	7	1	1	0	43.0	36	16	15	9	29		
									AZL As	0	0	0.00	2	2	0	0	0	5.0	1	0	0	3	9		
47	Frankie Montas	R	R	6-2	252	3-21-93	Saginaw, D.R.	Saginaw, D.R.	OAKLAND	1	1	7.03	23	0	0	0	0	32.0	39	25	25	20	36	1 year, 15 days	
									Nashville	0	2	5.22	9	8	0	0	0	29.1	25	17	17	7	37		
15	Emilio Pagan	R	R	6-3	205	5-7-91	Greenville, SC	Simpsonville, SC	Nashville	0	1	2.56	23	0	0	0	5	31.2	19	9	9	8	36	98 days	
									Tacoma	2	3	3.22	34	0	0	0	0	50.1	39	20	18	8	56		
36	Yusmeiro Pettit	R	R	6-1	256	11-22-84	Maracibo, Venezuela	Maracibo, Venezuela	LOS ANGELES (AL)	5	2	2.76	60	1	0	0	0	4	91.1	69	32	28	101	7 years, 16 days	
39	Blake Treinen	R	R	6-5	234	6-30-88	Wichita, KS	Walla Walla, WA	LOS ANGELES (AL)	0	2	5.73	37	0	0	0	0	37.2	48	24	24	13	32	3 years, 65 days	
									WASHINGTON	3	4	2.13	35	0	0	0	0	13	38.0	32	11	9	12	40	
60	Andrew Triggs	R	R	6-4	232	3-16-89	Nashville, TN	Nashville, TN	OAKLAND	5	6	4.27	12	12	0	0	0	65.1	68	42	31	19	50	1 year, 123 days	
									'Midland'	1	2	2.43	23	0	0	0	1	33.1	31	9	9	10	34	None	
62	Lou Trivino	R	R	6-5	240	10-1-91	Sellersville, PA	Green Lane, PA	Nashville	1	2	3.60	25	0	0	0	4	35.0	33	15	14	11	31		

NO	CATCHERS (3)	B	T	HT	WT	BORN	BIRTHPLACE	RESIDENCE	2017 CLUBS	AVG.	G	AB	R	H	2B	3B	HR	RBI	BB	SO	SB	CS	MLSERVICE
12	Dustin Gameau	R	R	6-2	217	8-13-87	San Pedro, CA	Orange, CA	COLORADO	.206	22	68	5	14	7	0	1	6	4	24	0	0	1 year, 55 days
									Albuquerque	.281	36	128	24	36	9	0	10	26	13	22	0	0	1
									OAKLAND	.159	19	44	5	7	1	0	1	3	8	12	0	0	0
13	Bruce Maxwell	L	R	6-1	260	12-20-90	Weisbaden, Germany	Scottsdale, AZ	Nashville	.286	25	84	11	24	9	0	1	4	8	14	0	0	1 year, 16 days
									OAKLAND	.237	76	219	21	52	12	0	3	22	31	63	0	0	0
19	Josh Phegley	R	R	5-10	233	2-12-88	Terre Haute, IN	Noblesville, IN	OAKLAND	.201	57	149	14	30	11	0	3	10	9	26	0	1	3 years, 114 days
									Nashville	.310	8	29	2	9	2	0	1	4	2	5	0	0	0
									2017 CLUBS														
1	Franklin Barreto	R	R	5-10	196	2-27-96	Caracas, Venezuela	Caracas, Venezuela	Nashville	.290	111	469	63	136	19	7	15	54	27	141	15	8	45 days
									OAKLAND	.197	25	71	10	14	1	2	2	6	5	33	2	0	0
									Nashville	.257	49	175	30	45	6	2	16	30	25	63	5	4	109 days
26	Matt Chapman	R	R	6-0	211	4-28-93	Victorville, CA	Trabuco Canyon, CA	OAKLAND	.234	84	290	39	68	23	2	14	40	32	92	0	3	0
									Stockton	.000	2	7	0	0	0	0	0	1	3	0	0	0	
									OAKLAND	.277	153	567	86	157	49	3	14	69	73	100	0	1	9 years, 111 days
8	Jed Lowrie	S	R	6-0	193	4-17-84	Salem, OR	Houston, TX	Tampa	.240	69	275	39	66	16	8	4	11	16	79	28	3	None
57	Jorge Mateo	R	R	6-0	183	6-23-95	Santo Domingo Oeste, DR	Santo Domingo Oeste, DR	Trenton	.300	30	120	26	36	9	3	4	26	15	32	11	7	0
									Midland	.292	30	137	25	40	5	7	4	20	9	33	13	3	0
									Nashville	.249	126	473	74	118	27	2	32	78	47	141	2	1	48 days
22	Renato Núñez	R	R	6-1	226	4-4-94	Valencia, Venezuela	Valencia, Venezuela	OAKLAND	.200	8	15	1	3	0	0	1	3	1	8	0	0	0
									Nashville	.272	79	294	56	80	16	1	23	60	45	83	3	0	103 days
28	Matt Olson	L	R	6-5	241	3-29-94	Atlanta, GA	Liburn, GA	OAKLAND	.259	59	189	33	49	2	0	24	45	22	60	0	0	0
									Nashville	.266	17	64	3	17	2	1	1	2	6	23	2	1	1 year, 47 days
18	Chad Pinder	R	R	6-2	204	3-29-92	Richmond, VA	North Charleston, SC	OAKLAND	.238	87	282	36	67	15	1	15	42	18	92	2	1	0
									OAKLAND	.249	85	342	53	85	19	1	10	40	38	85	12	1	3 years, 118 days
10	Marcus Semien	R	R	6-0	191	9-17-90	San Francisco, CA	Oakland, CA	Stockton	.353	5	17	2	6	3	0	1	5	0	2	0	0	0
									Nashville	.286	3	14	4	4	0	0	1	3	1	1	0	0	0
									2017 CLUBS														
NO	OUTFIELDERS (9)	B	T	HT	WT	BORN	BIRTHPLACE	RESIDENCE	2017 CLUBS	AVG.	G	AB	R	H	2B	3B	HR	RBI	BB	SO	SB	CS	MLSERVICE
20	Mark Canha	R	R	6-2	213	2-15-89	San Jose, CA	San Francisco, CA	OAKLAND	.208	57	173	16	36	13	1	5	14	7	56	2	0	2 years, 92 days
									Nashville	.283	75	272	52	77	25	3	12	50	34	62	4	0	0
2	Khris Davis	R	R	5-11	200	12-21-87	Lakewood, CA	Paradise Valley, AZ	OAKLAND	.247	153	566	91	140	28	1	43	110	73	195	4	0	4 years, 104 days
11	Dustin Fowler	L	L	6-0	186	12-29-94	Caldwell, CA	Caldwell, CA	Scranton/Wilkes-Barre	.293	70	297	49	87	19	8	13	43	15	63	13	5	95 days
									NEWYORK (AL)	—	1	0	0	0	0	0	0	0	0	0	0	0	0
23	Matt Joyce	L	R	6-2	200	8-3-84	Tampa, FL	Tampa, FL	OAKLAND	.243	141	469	78	114	33	0	25	68	66	113	4	1	8 years, 123 days
56	Ramon Laureano	R	R	5-11	195	7-15-94	Santo Domingo, DR	Santo Domingo, DR	OAKLAND	.227	123	463	65	105	21	6	11	55	40	110	24	5	None
37	Brandon Moss	L	R	6-1	210	9-16-83	Monroe, GA	Buckhead, GA	KANSAS CITY	.207	118	362	41	75	14	0	22	50	37	128	2	0	7 years, 160 days
25	Stephen Piscotty	R	R	6-4	210	1-14-91	Pleasanton, CA	Pleasanton, CA	ST. LOUIS	.235	107	341	40	80	16	1	9	39	52	87	3	6	2 years, 76 days
									Springfield	.143	3	7	0	1	0	0	0	1	1	1	0	0	0
									Peoria	.200	4	15	0	3	2	0	0	0	3	0	1	0	0
									Memphis	.313	8	32	7	10	3	0	4	7	6	7	0	0	0
3	Boog Powell	L	L	5-10	184	1-14-93	Irvine, CA	Mission Viejo, CA	Tacoma	.340	58	206	46	70	9	2	6	33	28	27	11	5	100 days
									SEATTLE	.194	23	36	6	7	0	0	0	6	9	0	0	0	0
									Nashville	.250	3	16	1	4	1	0	0	1	5	0	0	0	0
									OAKLAND	.321	29	81	18	26	5	0	3	10	9	21	0	1	0
5	Jake Smolinski	R	R	5-11	212	2-9-89	Rockford, IL	Rockford, IL	Stockton	.250	17	24	5	6	1	0	1	10	5	4	0	1	3 years, 16 days
									Nashville	.129	6	31	4	4	1	0	0	1	0	8	0	0	0
									OAKLAND	.259	16	27	1	7	1	0	0	0	1	6	0	0	0

OAKLAND A'S NON-ROSTER INVITEES TO SPRING TRAINING

NO	PITCHERS (LO)	B	T	HT	WT	BORN	BIRTHPLACE	RESIDENCE	2017 CLUBS	W	L	ERA	G	GS	CG	SHO	SV	IP	H	R	ER	BB	SO	MLSERVICE	
74	Nolan Blackwood	R	R	6-5	175	3-16-95	Memphis, TN	Southaven, MS	Stockton	5	3	3.00	44	0	0	0	19	57.0	42	25	19	18	48	None	
75	Jeremy Bleich	L	L	6-2	185	6-18-87	Metairie, LA	Metairie, LA	Oklahoma City	5	3	3.22	31	0	0	0	3	50.1	45	18	9	8	5	None	
67	Simon Castro	R	R	6-5	242	4-9-88	San Jose de los Rios, D.R.	Andres Boca Chica, D.R.	Nashville	3	5	3.32	33	0	0	0	4	38.0	24	21	14	21	63	137 days	
68	Kyle Finnegan	R	R	6-2	176	9-4-91	Detroit, MI	Kingwood, TX	OAKLAND	1	3	4.38	26	0	0	0	0	37.0	32	20	18	14	35	None	
38	Grant Holmes	L	R	6-1	210	3-22-96	Conway, SC	Conway, SC	Nashville	1	3	3.19	29	0	0	0	9	36.2	36	13	13	8	36	None	
70	Eric Jokisch	R	L	6-2	205	7-29-89	Springfield, IL	Virginia, IL	Midland	11	12	4.49	29	24	0	0	3	23.2	25	18	13	17	21	None	
71	Jarret Martin	L	L	6-3	230	8-14-89	Bakersfield, CA	Bakersfield, CA	Stockton	8	8	4.21	28	21	0	0	0	134.2	139	70	63	42	91	27 days	
30	A.J. Puk	L	L	6-7	225	4-25-95	Minneapolis, MN	Cedar Rapids, IA	Reno	4	2	2.04	37	11	0	0	2	61.0	44	28	25	30	None		
64	Logan Shore	R	R	6-2	215	12-28-94	St Paul, MN	Gainesville, FL	Midland	2	5	4.36	13	14	0	0	0	64.0	64	34	31	25	86	None	
63	Bobby Wahl	R	R	6-4	234	3-21-92	Alexandria, VA	Gilbert, AZ	Stockton	2	5	4.09	17	14	0	0	1	72.2	81	38	33	16	74	None	
									AZ, AS	0	0	0.00	3	3	0	0	0	8.0	2	0	0	0	13	None	
									Nashville	1	1	4.15	11	0	0	0	3	13.0	13	8	6	5	22	152 days	
									OAKLAND	0	0	4.70	7	0	0	0	0	7.2	8	4	4	4	8	None	
									Stockton	0	0	0.00	2	0	0	0	0	2.0	0	0	0	0	3	6	None
									2017 CLUBS	AVG.	G	AB	R	H	2B	3B	HR	RBI	BB	SO	SB	CS	MLSERVICE		
54	Santiago Chavez	R	R	5-11	199	8-5-95	Saltillo, Mexico	Saltillo, Mexico	Stockton	.192	52	167	12	32	10	0	2	11	10	58	2	1	None		
65	Sean Murphy	R	R	6-3	220	10-4-94	Peekskill, NY	Dayton, OH	Stockton	.297	45	165	22	49	11	0	9	26	11	33	0	0	None		
61	Beau Taylor	L	R	5-11	203	2-13-90	Rockledge, FL	Rockledge, FL	Midland	.209	53	191	25	40	7	0	4	22	21	34	0	0	None		
									Midland	.309	21	68	10	21	4	1	2	7	9	17	0	0	None		
									Nashville	.289	41	142	26	41	6	0	3	17	20	32	0	1	None		
									2017 CLUBS	AVG.	G	AB	R	H	2B	3B	HR	RBI	BB	SO	SB	CS	MLSERVICE		
21	Steve Lombardozzi	S	R	6-0	195	9-20-88	Edina, MN	Fulton, MD	New Orleans	.274	103	401	53	110	16	2	2	18	38	60	13	6	2 years, 91 days		
									MIAMI	.000	2	8	0	0	0	0	0	0	0	2	0	0	0	None	
									Jupiter	.000	2	8	0	0	0	0	0	0	0	2	0	0	0	None	
73	Sheldon Neuse	R	R	6-0	195	12-10-94	Fort Worth, TX	Fort Worth, TX	Hagerstown	.291	77	292	40	85	19	3	9	25	66	12	5	0	None		
									Stockton	.386	22	83	21	32	3	0	7	22	9	25	2	0	None		
									Midland	.373	18	67	9	25	4	0	0	6	6	21	0	0	None		
									2017 CLUBS	AVG.	G	AB	R	H	2B	3B	HR	RBI	BB	SO	SB	CS	MLSERVICE		
53	Anthony Garcia	R	R	6-0	205	1-4-92	Carolina, Puerto Rico	Carolina, Puerto Rico	Memphis	.179	14	39	1	7	1	0	1	3	3	6	1	1	None		
16	Slade Heathcott	L	L	6-1	205	9-28-90	Texarkana, TX	Texarkana, TX	Springfield	.294	101	347	57	102	18	2	15	69	40	72	8	2	None		
									Richmond	.262	93	347	52	91	20	2	12	33	37	88	8	6	123 days		
									Sacramento	.290	26	69	8	20	2	1	2	8	11	22	3	1	None		
72	Nick Martini	L	L	5-11	193	6-27-90	Crystal Lake, IL	Crystal Lake, IL	Springfield	.263	23	99	13	26	5	0	2	15	11	16	1	0	None		
									Memphis	.303	98	360	60	109	20	5	6	55	55	77	5	1	None		



*MATT OLSON HAD 24 HOME RUNS AND
45 RBI IN 59 GAMES WITH OAKLAND.*

REVIEW

SEASON IN REVIEW

2017 RECAP: The A's compiled a 75-87 (.463) record, which tied for third worst in the American League and tied for ninth worst in the majors...it was six games better than 2016 (69-93) and seven games better than 2015 (68-94)...however, it was their third consecutive season with a losing record...that marks the fifth time in Oakland history the A's have finished under .500 in at least three straight seasons and the first time since 2007-09...finished in last place in the AL West for the third consecutive season...it marks the first time in Oakland history the A's finished last in the West three straight years...before divisional play, the A's had three or more consecutive last place finishes in the AL twice...finished eighth in seven straight seasons from 1915-21 and four straight years from 1940-43...finished 26 games out of first in the West for the second consecutive season...that is tied for the third most games out of first place in Oakland history...held sole possession of last place in the West every day from May 30 through the end of the season...had 129 days in sole possession of last, which is fifth most in Oakland history and the most since 2015 (142)...also had one day tied for first, seven days in second, six days tied for second, 13 days in third, four days tied for third, 14 days in fourth and four days tied for fourth...Oakland went 10-8 over the first 18 games through April 22, 25-40 over a 65-game stretch from April 23 to July 3 and 40-39 from July 4 through the end of the season...started the season 5-8 but a five-game winning streak gave the A's a 10-8 record through games of April 22 and put them in second place in the AL West, two games out of first...the two games over .500 would be the A's season high as they lost eight of their next nine games...went 11-12 over the next 23 games from May 4 to 29 before losing at Cleveland on May 30...that dropped the A's into sole possession of last place in the West and they would remain in that spot for the rest of the season...compiled a mark of 13-14 over a 27-game stretch from May 30 to June 27 but then went 9-17 from June 28 to July 28 to fall to 44-59...logged a 14-13 record from July 29 to Aug. 27 but then lost a season-high eight straight games from Aug. 28 to Sept. 5 to fall a season-high 22 games under .500 at 58-80...were also a season-high 27 games out of first place, marking the fourth time in Oakland history the A's have trailed by 27 or more games at any point in the season (1977, 1979, 2016)...finished the season by going 17-7 over the final 24 games...that was the best 24-game season-ending stretch by a non-playoff team since the 2004 Phillies...won a season-high seven straight from Sept. 17 to 24...were officially eliminated from the AL West in game 137 on Sept. 4, which was the third earliest elimination by game in Oakland history (game 135 on Aug. 30, 1979; game 136 on Sept. 6, 1977)...were eliminated from the playoffs in game 153 on Sept. 22.

HOME AND AWAY: The A's went 46-35 (.568) at home compared to 29-52 (.358) on the road...tied for the fifth best home record in the American League but tied for the second worst road record...the road record was third worst in Oakland history to the 1979 (23-58, .284) and 1977 (28-52, .350) clubs...it was the fourth consecutive season and ninth time in the last 11 years the A's finished with a losing record on the road...had a winning record at home for the first time since 2014...the home record was .210 better than the road, which tied the 1999 club for the second largest differential in Oakland history...the largest is .223 in 2003...averaged 5.15 runs per game at home, which was sixth best in Oakland history, compared to 3.98 on the road, which was seventh fewest...it marked the first time in Oakland history the A's averaged more than a run per game better at home than on the road (1.17)...the previous largest difference was 0.67 in 2002...hit .256 at home and .237 on the road, which marks the fourth time in Oakland history the A's hit at least .019 points better at home than on the road...the road batting average was third lowest in Oakland history and second lowest over the last 49 years (.234 in 2014)...set Oakland records for home runs (129), extra base hits (309), slugging percentage (.471) and strikeouts (719) at home and strikeouts on the road (772)...led the AL in doubles (168) and extra base hits at home, ranked third in home runs and slugging and fourth in runs (417)...ranked second in the AL in fewest runs on the road (322) and fourth lowest batting average (.237)...had a 4.44 ERA at home, which ranked 11th in the AL, compared to 4.93 on the road, which was 10th...the home ERA was third highest in Oakland history and the highest since 1997 (5.57)...the pitching staff set Oakland records for strikeouts at home (652) and home runs allowed on the road (111)...won 13 home series, lost nine and split four...won five road series, lost 18 and split three.

DEFENSIVE DOINGS: The A's committed a Major League leading 121 errors, which marks the fourth time in Oakland history the A's led the majors in errors (1977, 1978, 2015)...also led the majors with 83 unearned runs...the 121 errors were 28th most in Oakland history but the unearned runs tied for ninth most and were the most since 2000 (also 83)...now have 991 errors over the last nine years, which are the most in the majors...turned 163 double plays, which was fourth most in the American League and ninth most in Oakland history...also ranked third in the AL in assists (1597)...ranked third in the AL in stolen bases allowed (111), but were second in opponents caught stealing (42) and tied for second in pickoffs (14)...tied for third in the AL in fewest outfield assists (22) and most passed balls (16)...the passed balls tied for seventh most in Oakland history.

OFFENSE: The A's ranked third in the American League in doubles (305) and extra base hits (554), fourth in home runs (234) and slugging percentage (.436) and fifth in walks (565) and OPS (.755)...also struck out a franchise record 1491 times, breaking the previous mark of 1387 set in 2012...the strikeouts were third most in the AL in 2017 but fourth most in AL history and 10th most in Major League history...also set a franchise record for fewest singles in a non-strike season with 790...that is second fewest in ML history in a season with 154 or more games (TOR, 767 in 2010)...the extra base hits fell one short of the Athletics record of 555 in 2001 and the home runs were fourth most in franchise history...home runs accounted for 361 of the A's 739 runs (48.8%), which was the second highest percentage in the majors (TOR, 50.5%) and the highest mark in Oakland history (previous: 46.3% in 1996)...tied Athletics records for most players with 20 or more home runs (five) and most with 10 or more (nine)...the slugging percentage was fifth best in Oakland history and the OPS ranked 10th, but the A's .246 batting average was 12th lowest in Oakland history...had the fewest hit by pitches in the AL (43), ranked third in fewest intentional walks (15) and stolen bases (57) and fourth in fewest triples (15)...the intentional walks were the fewest in Oakland history and the A's tied a franchise record for fewest sacrifice hits with 13...the triples tied for second fewest in Athletics history in a non-strike season with the 2004 club (had 13 in 1998)...had the fewest infield hits in the majors (92)...logged the second fewest bunt hits in the AL (8) and tied for second in most times picked off (8)...batted .233 with runners in scoring position, which was third lowest in the AL but second lowest in Oakland history (.232 in 1977)...hit .187 with RISP and two outs, which was the lowest in the majors, the lowest in Oakland history and the lowest by an AL team since 1989 (CLE, .176)...hit a ML low .215 with the bases loaded but tied for second in the AL in bases loaded walks (13) and tied for third in grand slams (6)...had the lowest batting average in the majors among two hitters (.226) and the second lowest mark among leadoff hitters (.227) and outfielders (.242)...the average by leadoff hitters was second lowest in Oakland history (.218 in 2008)...had the lowest ground ball to fly ball ratio in the majors (1.11) and the lowest percentage of pitches in play in the AL (16.4)...the percentage of pitches in play was the lowest by an A's team since pitch count data is first available in 1988, as was their percentage of pitches taken (53.7%)...the percentage of swings that missed (26.5%) was the highest since 1988.

MOST STRIKEOUTS, MLB HISTORY

1571	Milwaukee	2017
1543	Milwaukee	2016
1538	Tampa Bay	2017
1535	Houston	2013
1529	Arizona	2010
1518	Chicago (NL)	2015
1500	San Diego	2016
1499	San Diego	2017
1493	Texas	2017
1491	Oakland	2017

PITCHING: The A's compiled a 4.67 ERA, which was fourth highest in the American League...it was ninth highest in Oakland history and the highest since the 1999 club posted a 4.69 ERA...yielded 210 home runs, which ranked eighth in the AL but broke the Oakland record of 205 in 1996...it was 10 short of the franchise record of 220 set by the Kansas City A's in 1964...set an Athletics franchise record with 84 wild pitches, which was second most in the majors to Houston (86)...tied for fourth in the AL in fewest strikeouts (1202), but that was second highest in Athletics history to the record of 1244 set in 2014...allowed the second most doubles in the AL (300), the fourth most triples (28) and the fifth most extra base hits (538)...the extra base hits were third most in Oakland history...ranked ninth in the AL in opponents on-base percentage (.327), 10th in batting average (.261) and OPS (.765) and 11th in slugging (.439)...the slugging percentage was fourth highest in Oakland history...tied for second in the AL in fewest intentional walks (17) and balks (3) and tied for third in fewest shutouts (6)...the intentional walks are the fewest in Athletics history in a non-strike season and the shutouts were the fewest since 1999 (5)...had 1431.0 innings pitched, which were third fewest in Oakland history in a non-strike season and the fewest since 1984 (1430.0).

STARTING PITCHING: A's starting pitchers went 52-61 with a 4.74 ERA...the losses were fourth most in the American League and the ERA ranked 11th...had the second fewest strikeouts (675), tied for third in fewest complete games (1) and tied for fourth in fewest home runs (129)...the home runs were fourth most in Oakland history...the complete games tied the 2012 Athletics for fewest in a season in franchise history...the lone complete game was a two-hit shutout by Daniel Mengden on Sept. 15 at Philadelphia and it snapped a franchise record streak of 186 consecutive games without a complete game...ranked seventh in opponents OPS (.774), eighth in slugging (.444), ninth in on-base percentage (.329) and 10th in batting average (.268)...had the most unearned runs in the majors (60), the most wild pitches in the AL (52) and the third fewest intentional walks in the AL (3)...the wild pitches were second most in Oakland history to the record of 56 in 1979.

BULLPEN: The A's bullpen compiled a 4.57 ERA, which was third highest in the American League...it was eighth highest in Oakland history and the highest since 1998 (4.62)...converted 35-of-60 (58.3%) save opportunities...had the third lowest save percentage in the AL, the third most blown saves (25) and tied for the fourth fewest saves (35)...the blown saves tied for third most in Oakland history...ranked ninth in opponents on-base percentage (.322), 10th in batting average (.250) and 13th in slugging percentage (.430) and OPS (.752)...allowed 63-of-211 (29.9%) inherited runners to score, which ranked 10th in the AL...the inherited runners were the fewest in the AL...first batters faced hit .221, which was third lowest in the AL...ranked fifth in first batter on-base percentage (.294) and slugging percentage (.383)...had 43 first batter walks and 132 strikeouts, both of which are the most by an A's team since at least 1974...tied for the AL lead in holds (95) and stolen bases allowed (56), ranked second in most hit batters (32), most doubles (115), most triples (12) and most extra base hits (208), third in lowest winning percentage (.469), tied for third in fewest intentional walks (14) and fourth in fewest wins (23)...the extra base hits and holds set Oakland records and the stolen bases allowed tied an Oakland record...also set Oakland records by allowing 81 home runs and hitting 32 batters...had 527 strikeouts, which fell three short of the record of 530 in 2016.

CLOSE CALLS: The A's had 11 walk-off wins, which was second most in the majors (Bal., 12) and tied for fifth most in Oakland history...had a Major League leading eight walk-off home runs, which tied for second most in ML history and fell one short of the record of nine set by Cleveland in 1995...had eight walk-off losses, which tied for third most in the American League...were 16-17 in games decided in the last at bat...went 21-21 in one-run games after three straight seasons with a losing record in one-run decisions...were 51-47 (.520) in games decided by three runs or fewer compared to 24-40 (.375) in games decided by four runs or more...the mark in games decided by four or more was second worst in the AL (Det., .352)...had a 4-9 (.308) record in extra inning games, which was third worst in the AL and tied for fourth worst in Oakland history...the nine losses were second most in the AL...went 0-4 in extra inning games on the road...had 10 wins when trailing after seven innings for the second consecutive season...that tied for second most in the majors and tied for third most in Oakland history...however, had five losses when leading after eight innings for the second consecutive season, which was third most in the AL...overcame a deficit of five runs to win twice: July 30 vs. Minnesota and Aug. 6 at Los Angeles (AL)...surrendered a five-run lead in a loss three times: April 15 vs. Houston, July 22 at New York (NL) and Aug. 30 at Los Angeles (AL).

A'S 2017 WALK-OFF WINS

DATE	OPP	RESULT	NOTE
May 6	Detroit	6-5	Rosales single
May 7	Detroit	8-6	Healy home run
May 8	Los Angeles (AL)	3-2 (11)	Lowrie home run
May 19	Boston	3-2 (10)	Canha home run
June 15	New York (AL)	8-7 (10)	K. Davis single
July 4	Chicago (AL)	7-6	Barreto home run
July 15	Cleveland	5-3	K. Davis home run
July 29	Minnesota	5-4	R. Davis home run
July 30	Minnesota	6-5 (12)	Alonso home run
Sept. 8	Houston	9-8	Lowrie single
Sept. 27	Seattle	6-5	Canha home run

NIGHT AND DAY: The A's had a 35-27 (.565) record during day games compared to 40-60 (.400) at night...had the third best record in the American League in day games and the third worst record at night...the night record was fifth worst in Oakland history and the worst since 1997 (35-57,

.380)...the difference of .165 is fourth largest in Oakland history...the 62 day games were second most in the majors to the Cubs (73)...averaged 5.44 runs per game during the day, which was the second best mark in the majors (HOU, 6.10) and fourth best in Oakland history...averaged 4.02 runs at night, which was third lowest in the majors...hit .273 during the day, which ranked fourth in the majors and sixth in Oakland history...batted .228 at night, which was the lowest mark in the majors, the lowest in Oakland history and the lowest by an AL team since 1972 when three teams finished with a worse mark.

THE DISABLED LIST: The A's used the disabled list 23 times and the players combined to miss 1058 games, an average of 46.0 games per stint...this marks the third consecutive season and seventh time in the last 11 years the A's have used the DL at least 20 times...Jake Smolinski had the most games missed with 133, which marks the first time the A's have not had a player miss the entire season since 2011...Smolinski was one of three players to miss 100 or more games (Bobby Wahl 117, Andrew Triggs 102)...had two players with two stints on the DL (Kendall Graveman and Josh Phegley)...had at least four players on the DL all year, including a season-high nine from April 22-28, April 30 and June 24-July 5...have had at least three players on the DL every day since July 30, 2011 and have not had fewer than two players on the DL since the end of the 2006 season when they had just one.

A'S DISABLED LIST, 2017

PLAYER	INJURY	DATES	GAMES MISSED	A's RECORD
Axford	Strained right shoulder	April 2-May 19	42	19-23
Bassitt	Right UCL surgery	March 30-July 24	99	44-55
Blackburn	Right hand contusion	August 23-end of season	36	20-16
Chapman	Left knee cellulitis	June 19-July 2	13	4-9
Cotton	Right thumb blister	July 4-29	21	10-11
Davis, R.	Strained left hamstring	April 22-May 1	8	2-6
Doolittle	Strained left shoulder	April 30-June 9	36	15-21
Dull	Strained right knee	May 20-July 26	59	25-34
Fowler	Ruptured right patellar tendon	July 31-end of season	57	29-28
Graveman	Strained right shoulder	April 15-26	10	5-5
Graveman	Strained right shoulder	May 26-August 2	62	27-35
Gray	Strained right shoulder	March 30-April 30	25	11-14
Hahn	Strained right triceps	May 24-June 5	12	5-7
Manaea	Strained left shoulder	April 27-May 14	16	6-10
Mengden	Right foot surgery	March 30-May 18	41	18-23
Phegley	Concussion	May 4-11	7	5-2
Phegley	Strained left oblique	July 25-August 31	34	14-20
Pinder	Strained left hamstring	June 24-July 30	31	14-17
Semien	Fractured scaphoid bone	April 15-July 5	74	32-42
Smolinski	Right shoulder surgery	March 30-August 31	133	58-75
Triggs	Strained left hip	June 10-end of season	102	49-53
Wahl	Strained right shoulder	May 24-end of season	117	55-62
Wendle	Strained right shoulder	March 30-April 28	23	10-13

ROSTER NOTES: The A's employed 54 players, which tied the Oakland record set in 2007...fell two short of the Athletics record of 56 in 1915...used 28 pitchers, which is second most in Athletics history to the franchise record of 30 in 2015...20 of the 54 players were rookies, which fell one short of the Oakland record of 21 set in 2008...Matt Olson, Chad Pinder and Matt Chapman all reached double figures in home runs, marking just the second time in Oakland history the A's had three rookies with 10 or more home runs...the other time was in 1977 (Gross, Page, Armas)...Olson (24), Pinder (15) and Chapman (14) combined for 53 home runs, which was third most by a rookie trio in Oakland history...the record is 69 by McGwire, Steinbach and Polonia in 1987 and Gross, Page and Armas combined for 56 in 1977...eight players made their Major League debut...had a season-high seven rookies in the starting lineup in the second game of the Sept. 9 doubleheader against Houston and at least one every day from May 31 through the end of the season...have employed 75 different players over the last two years, 24 of which have made their Major League debuts...used 12 different starting pitchers...this marks the fourth consecutive season the A's have used at

least 11 starters and Oakland has employed 33 different starting pitchers over that span, which is second most by an American League team (SEA, 34)...had nine pitchers make nine or more starts, which was the most in the majors, tied for the most in Athletics history (fifth time, last: 1997) and tied for fourth most in Major League history.

BEFORE AND AFTER THE BREAK: The A's were 39-50 (.438) before the All-Star Break and 36-37 (.493) after the break...had the second worst record at the break in the American League and the ninth worst pre-break record in Oakland history...it was the third consecutive season the A's had a losing record before the break...trailed first place Houston by 21 games, which was the second biggest deficit in the AL West at the break in A's history (30½ in 1979)...the post-break record was the A's best over the last four seasons...hit .236 before the break, which was second worst in the majors (SD, .227)...then hit .258 after the break, which ranked eighth in the AL...had a 4.78 ERA at the break (fourth worst in the AL) and a 4.55 ERA after the break (sixth worst in the AL)...hitters set an Athletics record for strikeouts before the All-Star Break (852) and pitchers set a record for wild pitches (45)...tied the Athletics record for fewest triples (8, sixth time, last: 2009)...pitchers set an Oakland record for home runs after the break (102).

MONTH-BY-MONTH: The A's posted a losing record in each of the first five months of the season before going 16-12 in September...that was their first winning month since posting a mark of 13-12 in April of 2016...it snapped an Oakland record streak of 10 consecutive losing months from May of 2016 through August of 2017...broke the previous mark of eight from Aug. 1978-Sept. 1979...it was the longest streak by an A's team since the Kansas City A's had 21 consecutive months with a losing record from June, 1963 to Aug. 1966 (all consecutive month records exclude March and October)...went 11-14 (.440) in April, which tied for the fourth worst record in the American League...led the majors in fewest home runs allowed (19) and tied for third in the AL in most home runs hit (31)...the offense struck out 221 times, which was third most in the AL and set an Oakland record for the month of April...had a .297 on-base percentage, which was third lowest in the AL and sixth lowest in Oakland history in the first month of the season...batted .229, which was fourth lowest in the AL...went 12-15 (.444) in May, which was the third worst record in the AL...the offense set a franchise record for strikeouts in May (255)...however, were sixth in the AL in most strikeouts...were fourth in the AL with 45 home runs, which fell one short of the franchise record for May (46 in 2000)...pitchers had 221 strikeouts, which was the second best May total in franchise history (230 in 2015) but sixth lowest in the AL...went 12-16 (.429) in June, which tied for fourth worst in the AL...A's pitchers set Athletics records for home runs (45) and strikeouts (226) in June...the home runs were second most in any month in Oakland history (48 in Sept. 2015) and the strikeouts were third most (246 in Sept. 2013, 230 in May 2015)...compiled a 5.57 ERA, which was the second highest June ERA in Oakland history (5.61 in 1998)...had the second highest ERA in the AL in June, tied for second in saves (8) and ranked third in high-est opponents batting average (.283) and most home runs (45)...the offense struck out an AL leading and Oakland record 285 times...tied for second in the AL in extra base hits (102) and ranked third in doubles (61) and walks (97)...the extra base hits were second most in Oakland history in June (116 in 1996) and the doubles tied for second most (63 in 2004)...went 12-14 (.462) in July...led the majors with 112 walks, but had the third lowest batting average (.231)...it was the fourth lowest July batting average in Oakland history...struck out 229 times, which was third most in the American League and a franchise record for July...tied for fourth in the AL in fewest runs scored (108)...the pitching staff compiled a 3.88 ERA after seeing the ERA increase over the first three months of the season (4.14 in April, 4.70 in May, 5.57 in June)...the bullpen had three saves, which tied for second fewest in the AL and matched the fewest in July in Oakland history (fifth time, last: 2008)...went 11-16 (.407) in August...struck out 244 times to set a franchise record for strikeouts in the month of August...tied for the AL lead in doubles in August (56), ranked third in extra base hits (99), fourth in slugging (.456) and tied for fourth in batting (.260)...the pitching staff ranked second in the AL in fewest strikeouts (173) and highest opponents batting average (.285), third in highest

ATHLETICS MOST HOME RUNS IN A MONTH

- 55 August, 1999
- 55 June, 1996
- 53 July, 1996
- 47 September, 2000
- 46 September, 2017
- 46 May, 2000
- 45 May, 2017
- 44 July, 2000
- 43 August, 2001
- 42 five times

slugging percentage (.487) and fourth in highest ERA (5.26)...the ERA was the third highest August ERA in Oakland history and the highest since 2000 (5.54)...allowed 43 home runs, which fell one short of the franchise record for August (44 in 1969)...went 16-12 (.571) in September, which was the A's best record in a month since going 15-10 (.600) in July of 2014...had 103 extra base hits, which tied for third in the AL and set an Oakland record for the month of September...hit 46 home runs, which ranked third in the AL and tied for fifth in any month in Oakland history...also ranked third in the AL in walks (97) and fourth in slugging percentage (.469).

IN THE PINCH: A's pinch hitters batted .220 (24-for-109) with a home run and nine RBI...the RBI were fourth fewest in Oakland history...ranked second in the American League in plate appearances (123), tied for second in doubles (5), tied for third in hits (24) and walks (14), fourth in strikeouts (35) and fifth in batting average and on-base percentage (.309)...the plate appearances were the fewest by an A's team over the last five years...have 764 plate appearances over that span (0.94 per game), which is second most by an AL team (Tampa Bay, 798) and 134 more than the next closest team (Tor., 630)...led the AL in grounded into double plays (4).

DESIGNATED HITTERS: A's designated hitters batted .246 with 24 home runs and 85 RBI...the batting average and RBI ranked sixth in the American League and the home runs tied for eighth...also tied for third in doubles (29) but ranked third in grounded into double plays (18) and fourth in strikeouts (176)...the strikeouts set an Oakland record for designated hitters...were one of three AL teams without an intentional walk...it marked just the second time in Oakland history A's designated hitters did not receive an intentional walk (also 2007)...scored 67 runs, which were fourth fewest in Oakland history in a non-strike season and the fewest since 1979 (63)...drew 47 walks, which tied for fourth fewest in Oakland history...Ryon Healy led the A's with 78 games played and Kris Davis had 37...it marks the fifth time in the last six years the A's did not have a player with 80 or more games at DH.

INTERLEAGUE PLAY: The A's went 7-13 (.350) in interleague play, which tied for the fifth worst record in the majors...it matched the 2016 club for the second worst interleague mark in Oakland history (5-13 in 2009)...finished with a losing record against the National League for the second consecutive season and seventh time in 21 seasons...compiled a 5.57 ERA, which was fourth highest in the majors and second highest in Oakland history (5.77 in 1998)...had the third fewest strikeouts in the majors (140) and the fourth fewest walks (53)...set Oakland interleague records for runs (120), hits (195), home runs (27) and extra base hits (77)...the offense hit .243, which was 10th lowest in the majors...hit 32 home runs, which tied for fourth in the majors and set an Oakland interleague record...also set an Oakland record for strikeouts (165)...were one of two teams without a triple and it was the second time in Oakland history the A's did not have an interleague triple (2011)...are 205-179 (.534) all-time in interleague play, which is seventh best in Major League history.

THIS AND THAT: The A's averaged 3 hours, 8 minutes and 45 seconds per game, which was the longest average time of game in A's history but fifth quickest in the American League in 2017...the previous Oakland record was 3:08:28 in 2000...posted a winning record against seven teams, including three playoff teams...were 24-25 (.490) against playoff teams, 51-62 (.451) against all other teams...had their best marks against Chicago-AL (5-1) and Detroit (5-1)...had their worst marks against Tampa Bay (2-5) and Toronto (2-5)...had a 32-44 (.421) record against the AL West, 43-43 (.500) against all other teams...had the second worst intradivision record in the AL (DET, 31-45) and third worst in the majors (SF, 29-47)...compiled a 19-26 (.422) record in games started by a left-handed pitcher, which was second worst in the AL...were 6-29 when going homerless and 7-42 when being outthomered...both win totals were the fewest in the majors...went 17-11 on Saturday and 14-11 on Sunday...were 44-65 on all other days of the week...A's manager Bob Melvin was successful in 17-of-33 (51.5%) replay challenges...the 33 challenges were third fewest in the AL...Melvin is now 69-55 (55.6%) in four seasons of replay.

ATTENDANCE: The A's drew 1,475,721 fans, which was second fewest in the majors to Tampa Bay (1,253,619)...it was the A's lowest attendance over the last seven years and a decrease of 45,785 from 2016...it marks the third consecutive season the A's attendance has decreased...had one sell-out...drew 2,357,284 on the road, which was the sixth best total in the American League.

BATTING AND PITCHING STATISTICS

+ = ROOKIE

PLAYER	AVG	G	AB	R	H	TB	2B	3B	HR	RBI	SH	SF	HP	BB	IBB	SO	SB	CS	GI			
																			DP	E	SLG	OBP
Alonso,Y (total)	.266	100	319	52	85	168	17	0	22	49	0	0	2	50	6	88	1	0	6	6	527	.369
+Barreto,F	.197	25	71	10	14	25	1	2	2	6	0	0	0	5	0	33	2	0	1	4	352	.250
+Blackburn,P	.000	10	3	0	0	0	0	0	0	0	0	0	0	0	0	2	0	0	0	0	000	.000
+Brugman,J	.266	48	143	12	38	49	2	0	3	12	0	1	0	18	1	38	1	2	1	2	343	.346
Canha,M	.208	57	173	16	36	66	13	1	5	14	0	1	6	7	0	56	2	0	5	5	382	.262
+Chapman,M	.234	84	290	39	68	137	23	2	14	40	0	2	2	32	0	92	0	3	2	13	472	.313
+Cotton,J	.000	24	2	0	0	0	0	0	0	0	0	0	0	0	0	1	0	0	0	0	000	.000
Davis,K	.247	153	566	91	140	299	28	1	43	110	0	7	6	73	1	195	4	0	20	1	528	.336
Davis,R (total)	.233	100	300	49	70	106	17	2	5	18	1	1	0	26	1	70	26	6	10	2	353	.294
Decker,J	.200	17	50	4	10	13	1	1	0	1	3	0	1	8	0	17	1	1	1	1	260	.322
Garneau,D	.159	19	44	5	7	11	1	0	1	3	0	0	0	8	0	12	0	0	2	1	250	.288
+Gossett,D	.200	18	5	1	1	1	0	0	0	0	2	0	0	0	0	4	0	0	0	0	200	.200
Graveman,K	.000	19	1	0	0	0	0	0	0	0	0	0	0	0	0	1	0	0	0	0	2000	.000
Healy,R	.271	149	576	66	156	260	29	0	25	78	0	2	4	23	0	142	0	1	16	13	451	.302
Joyce,M	.243	141	469	78	114	222	33	0	25	68	0	7	2	66	0	113	4	1	10	7	473	.335
Lavarnway,R	.273	6	11	0	3	4	1	0	0	2	0	0	1	1	0	3	0	0	1	1	364	.385
+LaMarre,R	.000	3	7	0	0	0	0	0	0	0	0	0	0	1	0	3	0	0	0	0	000	.125
Lowrie,J	.277	153	567	86	157	254	49	3	14	69	0	3	2	73	2	100	0	1	10	5	448	.360
Manaea,S	.000	29	3	0	0	0	0	0	0	1	0	0	0	1	0	2	0	0	0	0	1000	.250
+Maxwell,B	.237	76	219	21	52	73	12	0	3	22	1	2	0	31	0	63	0	0	10	0	333	.329
Mengden,D	.500	7	2	1	1	1	0	0	0	1	0	0	0	1	0	0	0	0	0	0	500	.667
+Nunez,R	.200	8	15	1	3	6	0	0	1	3	0	0	0	1	0	8	0	0	0	0	400	.250
+Olson,M	.259	59	189	33	49	123	2	0	24	45	0	0	5	22	1	60	0	0	6	2	651	.352
Phegley,J	.201	57	149	14	30	50	11	0	3	10	0	1	2	9	0	26	0	1	4	6	336	.255
+Pinder,C	.238	87	282	36	67	129	15	1	15	42	0	3	5	18	0	92	2	1	7	6	457	.292
Plouffe,T (total)	.214	58	182	22	39	65	5	0	7	14	0	1	0	16	1	58	1	1	10	6	357	.276
+Powell,B	.198	100	283	31	56	90	7	0	9	19	0	1	1	28	2	88	1	2	12	9	318	.272
(total)	.321	29	81	18	26	40	5	0	3	10	0	2	0	9	0	21	0	1	1	1	494	.380
Rosales,A	.282	52	117	24	33	47	5	0	3	12	1	2	0	15	0	30	0	1	2	1	402	.358
Semien,M	.234	71	205	15	48	71	11	0	4	27	3	3	2	10	0	66	1	1	2	9	346	.273
Smith,C	.249	85	342	53	85	136	19	1	10	40	1	3	2	38	0	85	12	1	3	9	398	.325
Smolinski,J	.000	14	1	0	0	0	0	0	0	0	0	0	0	0	0	0	0	0	0	0	000	.000
Vogt,S	.259	16	27	1	7	8	1	0	0	0	0	0	1	1	0	6	0	0	0	0	296	.310
+Wendie,J	.217	54	157	12	34	56	8	1	4	20	0	1	0	16	1	31	0	1	1	6	357	.287
PITCHERS	.308	8	13	3	4	8	1	0	1	5	0	0	0	1	1	3	0	0	0	0	615	.357
OAKLAND	.118	162	17	2	2	2	2	0	0	0	4	0	0	2	0	10	0	0	0	14	118	.111
OAKLAND	.246	162	5464	739	1344	2381	305	15	234	708	13	40	43	565	15	1491	57	22	129	121	436	.319
OPPONENTS	.261	162	5537	826	1444	2430	300	28	210	793	17	46	61	502	17	1202	111	42	126	80	439	.327
PITCHER	W	L	ERA	G	GS	CG	GF	SHO	SV	IP	H	R	ER	HR	HB	BB	IBB	SO	WP	BK	AVG	
+Alcantara,R	1	2	7.13	8	4	0	2	0	0	24.0	22	21	19	5	3	12	1	12	0	1	239	
Axford,J	0	1	6.43	22	0	0	2	0	0	21.0	27	16	15	3	2	17	0	21	1	0	.310	
+Blackburn,P	3	1	3.22	10	10	0	0	0	0	58.2	58	22	21	5	1	16	0	22	1	0	.262	
+Brady,M	0	0	5.68	16	0	0	12	0	0	31.2	33	22	20	7	5	6	2	24	1	0	.270	
Casilla,S	4	5	4.27	63	0	0	33	0	16	59.0	58	29	28	8	6	22	1	57	3	0	.259	
+Castro,S	1	3	4.38	26	0	0	7	0	0	37.0	32	20	18	7	2	14	0	35	1	0	.235	
+Cotton,J	9	10	5.58	24	24	0	0	0	0	129.0	133	91	80	28	4	53	1	105	9	2	.267	
Coulombe,D	2	2	3.48	72	0	0	10	0	0	51.2	46	22	20	4	4	22	1	39	5	0	.240	
Doolittle,S	1	0	3.38	23	0	0	6	0	3	21.1	12	8	8	3	0	2	0	31	1	0	.158	
Dull,R	2	2	5.14	49	0	0	4	0	0	42.0	37	30	24	7	3	16	1	45	6	0	.236	
+Gossett,D	4	11	6.11	18	18	0	0	0	0	91.1	116	67	62	21	0	31	0	72	10	0	.306	
Graveman,K	6	4	4.19	19	19	0	0	0	0	105.1	114	50	49	12	4	32	1	70	5	0	.280	
Gray,S	6	5	3.43	16	16	0	0	0	0	97.0	84	48	37	8	1	30	0	94	7	0	.229	
(total)	10	12	3.55	27	27	1	0	0	0	162.1	139	79	64	19	3	57	1	153	11	0	.226	
Hahn,J	3	6	5.30	14	13	0	1	0	0	69.2	78	46	41	4	3	27	0	55	2	0	.283	
Hatcher,C	1	1	3.52	23	0	0	2	0	1	23.0	21	9	9	3	0	9	2	20	0	0	.236	
Hendriks,L	4	2	4.22	70	0	0	13	0	1	64.0	57	34	30	7	0	23	0	78	6	0	.229	
Madson,R	2	4	2.06	40	0	0	8	0	1	39.1	25	9	9	2	2	6	2	39	0	0	.188	
Manaea,S	12	10	4.37	29	29	0	0	0	0	158.2	167	88	77	18	10	55	1	140	8	0	.268	
Mengden,D	3	2	3.14	7	7	1	0	1	0	43.0	36	16	15	6	0	9	0	29	2	0	.229	
+Moll,S	0	0	10.80	11	0	0	1	0	0	6.2	13	8	2	0	3	0	0	7	0	0	.406	
+Montas,F	1	1	7.03	23	0	0	5	0	0	32.0	39	25	25	10	3	20	0	36	1	0	.302	
Neal,Z	0	0	7.98	6	0	0	4	0	0	14.2	19	13	13	5	0	1	0	10	1	0	.302	
Smith,C	0	4	6.79	14	9	0	3	0	0	55.2	60	45	42	16	1	22	1	31	3	0	.268	
Smith,J	2	1	4.89	26	0	0	15	0	0	35.0	35	20	19	3	0	15	1	25	1	0	.259	
Treinen,B	3	4	2.13	35	0	0	24	0	13	38.0	32	11	9	3	2	12	2	42	3	0	.225	
Triggs,A	5	6	4.27	12	12	0	0	0	0	65.1	68	42	31	9	4	19	0	50	5	0	.266	
+Valdez,C	0	0	9.64	4	1	0	2	0	0	9.1	14	10	10	4	0	4	0	5	0	0	.350	
(total)	1	1	7.63	11	4	0	5	0	0	30.2	41	29	26	7	1	11	1	21	1	1	.320	
+Wahl,B	0	0	4.70	7	0	0	1	0	0	7.2	8	4	4	0	1	4	0	8	2	0	.258	
OAKLAND	75	87	4.67	162	162	1	161	6	35	1431.0	1444	826	743	210	61	502	17	1202	84	3	.261	
OPPONENTS	87	75	4.41	162	162	0	162	6	44	1437.1	1344	739	705	234	43	565	15	1491	73	6	.246	

FIELDING STATISTICS

PITCHER	PCT	G	GS	PO	A	E	TC	DP	TP
Alcantara,R	.500	8	4	0	1	1	2	0	0
Axford,J	1.000	22	0	1	4	0	5	0	0
Blackburn,P	1.000	10	10	1	8	0	9	0	0
Brady,M	1.000	16	0	0	3	0	3	1	0
Casilla,S	.900	63	0	4	5	1	10	2	0
Castro,S	.667	26	0	0	2	1	3	0	0
Cotton,J	1.000	24	24	8	10	0	18	1	0
Coulombe,D	.917	72	0	5	6	1	12	0	0
Doolittle,S	1.000	23	0	1	1	0	2	0	0
Dull,R	1.000	49	0	2	3	0	5	0	0
Gossett,D	1.000	18	18	8	12	0	20	0	0
Graveman,K	.931	19	19	12	15	2	29	4	0
Gray,S	.909	16	16	11	9	2	22	1	0
Hahn,J	.882	14	13	3	12	2	17	0	0
Hatcher,C	1.000	23	0	0	2	0	2	0	0
Hendriks,L	.923	70	0	5	7	1	13	0	0
Madson,R	1.000	40	0	0	3	0	3	0	0
Manaea,S	.950	29	29	5	14	1	20	0	0
Mengden,D	1.000	7	7	3	7	0	10	1	0
Moll,S	1.000	11	0	0	1	0	1	0	0
Montas,F	1.000	23	0	1	1	0	2	0	0
Neal,Z	1.000	6	0	1	0	0	1	0	0
Smith,C	.909	14	9	4	6	1	11	0	0
Smith,J	1.000	26	0	2	2	0	4	0	0
Treinen,B	1.000	35	0	1	6	0	7	0	0
Triggs,A	.857	12	12	2	4	1	7	0	0
Valdez,C	1.000	4	1	1	2	0	3	0	0
Wahl,B	1.000	7	0	1	0	0	1	0	0

CATCHER	PCT	G	GS	PO	A	E	TC	DP	TP	PB
Garneau,D	.990	18	15	98	6	1	105	0	0	3
Lavarnway,R	.970	5	4	31	1	1	33	0	0	0
Maxwell,B	1.000	74	62	454	31	0	485	8	0	3
Phegley,J	.984	56	45	356	25	6	387	2	0	8
Vogt,S	.980	43	36	279	8	6	293	1	0	2

FIRST BASE	PCT	G	GS	PO	A	E	TC	DP	TP
Alonso,Y	.992	96	86	728	52	6	786	77	0
Canha,M	1.000	3	0	6	2	0	8	0	0
Healy,R	.993	39	38	269	27	2	298	24	0
Olson,M	.995	43	38	352	29	2	383	41	0

SECOND BASE	PCT	G	GS	PO	A	E	TC	DP	TP
Barreto,F	.971	10	7	12	21	1	34	2	0
Lowrie,J	.991	136	132	199	344	5	548	98	0
Pinder,C	.983	16	13	25	34	1	60	7	0
Rosales,A	.963	8	7	12	14	1	27	5	0
Wendle,J	1.000	5	3	6	7	0	13	3	0

THIRD BASE	PCT	G	GS	PO	A	E	TC	DP	TP
Chapman,M	.955	84	83	72	203	13	288	34	0
Healy,R	.857	34	31	9	57	11	77	2	0
Lowrie,J	1.000	1	0	0	1	0	1	0	0
Nunez,R	1.000	1	0	0	1	0	1	0	0
Plouffe,T	.954	52	47	33	91	6	130	9	0
Rosales,A	1.000	4	1	2	2	0	4	0	0

SHORTSTOP	PCT	G	GS	PO	A	E	TC	DP	TP
Barreto,F	.942	11	9	16	33	3	52	10	0
Pinder,C	.952	22	18	29	51	4	84	9	0
Rosales,A	.965	55	50	70	148	8	226	36	0
Semien,M	.976	85	85	125	241	9	375	45	0

Fielding Statistics, continued

OUTFIELD	PCT	G	GS	PO	A	E	TC	DP	TP
Brugman,J	.977	43	40	85	1	2	88	1	0
Canha,M	.953	53	44	101	1	5	107	0	0
Davis,K	.995	116	115	212	2	1	215	1	0
Davis,R	.988	98	73	160	5	2	167	2	0
Decker,J	.946	15	15	33	2	2	37	1	0
Joyce,M	.973	133	122	249	5	7	261	2	0
LaMarre,R	1.000	3	2	3	0	0	3	0	0
Nunez,R	1.000	3	1	1	0	0	1	0	0
Olson,M	1.000	12	10	21	3	0	24	1	0
Pinder,C	.987	41	34	77	1	1	79	0	0
Powell,B	.985	28	22	62	2	1	65	0	0
Rosales,A	.000	1	1	0	0	0	0	0	0
Smolinski,J	1.000	11	7	22	0	0	22	0	0
Vogt,S	1.000	1	0	2	0	0	2	0	0

DAY-BY-DAY RESULTS

DATE	G	OPP	W-L	SCORE	REC	POS	GA/ GB	LEADER AND LEAD	WINNER	LOSER	SAVE	ATT.	CUM. ATT.
4/3	1	LAA	W	4-2	1-0	t1	-	OAK/HOU -	Graveman	Nolasco	Casilla	36,067*	36,067
4/4	2	LAA	L	6-7	1-1	t2	-1	HOU	1 Bailey	Dull	Bedrosian	11,225	47,292
4/5	3	LAA	L	0-5	1-2	3	-2	HOU	1 Ramirez	Cotton		13,405	60,697
4/6	4	LAA	W	5-1	2-2	t2	-1	HOU	1 Triggs	Skaggs		13,292	73,989
(4 dates)													
4/7	5	at TEX	L	5-10	2-3	3	-1	HOU/LAA	1 Claudio	Alcantara		34,235	34,235
4/8	6	at TEX	W	6-1	3-3	t2	-1	LAA	1 Graveman	Darvish		44,410	78,645
4/9	7	at TEX	L	1-8	3-4	3	-2	LAA	1 Perez	Manaea		36,905	115,550
4/10	8	at KC	W	2-0	4-4	t2	-1½	LAA	1½ Cotton	Kennedy	Doolittle	40,019	155,569
4/11		OFF DAY						LAA	1½				
4/12	9	at KC	W	8-3	5-4	3	-1	LAA	½ Triggs	Hammel		24,380	179,949
4/13	10	at KC	L	1-3	5-5	3	-1	HOU/LAA -	Vargas	Hahn	Herrera	22,160	202,109
(6 dates)													
4/14	11	HOU	L	2-7	5-6	3	-2	HOU	1 Keuchel	Madson		15,385	89,374
4/15	12	HOU	L	6-10	5-7	3	-3	HOU	2 Harris	Casilla		20,140	109,514
4/16		HOU		PPD, Rain		3	-3	HOU	2½				
4/17	13	TEX	L	0-7	5-8	t4	-4	HOU	3½ Griffin	Cotton		10,406	119,920
4/18	14	TEX	W	4-2	6-8	3	-3	HOU	2½ Triggs	Darvish	Casilla	12,091	132,011
4/19	15	TEX	W	9-1	7-8	2	-3	HOU	3 Hahn	Perez		14,031	146,042
4/20	16	SEA	W	9-6	8-8	2	-3	HOU	3 Dull	Scribner		10,707	156,749
4/21	17	SEA	W	3-1	9-8	2	-3	HOU	3 Manaea	Iwakuma	Casilla	15,255	172,004
4/22	18	SEA	W	4-3	10-8	2	-2	HOU	2 Cotton	Miranda	Madson	20,722	192,726
4/23	19	SEA	L	1-11	10-9	2	-3	HOU	3 Gallardo	Triggs		24,165	216,891
(13 dates)													
4/24		OFF DAY				2	-3	HOU	3				
4/25	20	at LAA	L	1-2 (11)	10-10	2	-4	HOU	4 Pounders	Madson		30,124	232,233
4/26	21	at LAA	L	5-8	10-11	t2	-4	HOU	4 Shoemaker	Manaea	Norris	30,248	262,481
4/27	22	at LAA	L	1-2	10-12	t3	-4	HOU	3 Nolasco	Graveman	Norris	37,603	300,084
4/28	23	at HOU	L	4-9	10-13	t4	-5	HOU	3 Morton	Cotton		28,472	328,556
4/29	24	at HOU	W	2-1	11-13	t3	-4	HOU	3 Triggs	Musgrove	Casilla	32,147	360,703
4/30	25	at HOU	L	2-7	11-14	t3	-5	HOU	3 Keuchel	Hahn	Giles	34,880	395,583
5/1		OFF DAY				3	-5½	HOU	3½				
5/2	26	at MIN	L	1-9	11-15	3	-6½	HOU	3½ Santana	Gray		18,930	414,513
5/3	27	at MIN	L	4-7	11-16	4	-7½	HOU	4½ Santiago	Graveman		18,658	433,171
5/4	28	at MIN	W	8-5	12-16	4	-6½	HOU	4½ Cotton	Gibson	Casilla	19,247	452,418
(15 dates)													
5/5	29	DET	L	2-7	12-17	5	-7½	HOU	5½ Fulmer	Triggs		17,519	234,410
5/6	30	DET	W	6-5	13-17	4	-6½	HOU	4½ Montas	Rodriguez		16,651	251,061
5/7	31	DET	W	8-6	14-17	4	-6½	HOU	5½ Casilla	Rodriguez		23,227	274,288
5/8	32	LAA	W	3-2 (11)	15-17	t2	-6	HOU	6 Hendriks	Guerra		10,292	284,580
5/9	33	LAA	L	3-7	15-18	4	-7	HOU	6 Meyer	Cotton	Norris	11,383	295,963
5/10	34	LAA	W	3-1	16-18	t3	-7	HOU	6 Triggs	Chavez	Casilla	11,061	307,024
(19 dates)													

DATE	G	OPP	W-L	SCORE	REC	POS	GA/ GB	LEADER AND LEAD	WINNER	LOSER	SAVE	ATT.	CUM. ATT.	
5/11		OFF DAY				3	-7%	HOU	7					
5/12	35	at TEX	L	2-5	16-19	4	-8%	HOU	8	Kela	Casilla	35,625	488,043	
5/13	36	at TEX	L	5-6	16-20	5	-9%	HOU	8	Barnette	Dull	Bush	37,898	525,941
5/14	37	at TEX	L	4-6	16-21	5	-9%	HOU	7½	Alvarez	Madson	Bush	35,157	561,098
5/15	38	at SEA	L	5-6	16-22	5	-10%	HOU	8	Gallardo	Manaea	Zych	15,431	576,529
5/16	39	at SEA	W	9-6	17-22	5	-10%	HOU	8	Madson	Cishek	13,955	590,484	
5/17	40	at SEA	L	0-4	17-23	5	-11%	HOU	8	Bergman	Hahn	14,117	604,601	
													(21 dates)	
5/18	41	BOS	W	8-3	18-23	5	-11%	HOU	7½	Gray	Velazquez	12,016	319,040	
5/19	42	BOS	W	3-2 (10)	19-23	5	-10%	HOU	6½	Dull	Hembree	24,728	343,768	
5/20	43	BOS	W	8-3	20-23	4	-9%	HOU	6½	Manaea	Taylor	20,235	364,003	
5/21	44	BOS	L	3-12	20-24	4	-9%	HOU	5½	Rodriguez	Triggs	20,691	384,694	
5/22		OFF DAY				4	-9%	HOU	6					
5/23	45	MIA	L	9-11	20-25	4	-10%	HOU	7	Urena	Hahn	12,835	397,529	
5/24	46	MIA	W	4-1	21-25	4	-9%	HOU	7	Gray	Volquez	Casilla	19,738	417,267
													(25 dates)	
5/25		OFF DAY				4	-10%	HOU	8					
5/26	47	at NYY	W	4-1	22-25	4	-10%	HOU	9	Manaea	Tanaka	39,044	643,645	
5/27	48	at NYY	L	2-3	22-26	4	-11%	HOU	9	Sabathia	Cotton	Betances	40,218	683,863
5/28	49	at NYY	L	5-9	22-27	4	-12%	HOU	10	Pineda	Triggs	Warren	45,232	729,095
5/29	50	at CLE	L	3-5	22-28	4	-13%	HOU	11	Carrasco	Mengden	Allen	20,792	749,887
5/30	51	at CLE	L	4-9	22-29	5	-14%	HOU	11	Bauer	Gray	Gray	14,184	764,071
5/31	52	at CLE	W	3-1	23-29	5	-14%	HOU	11	Manaea	Clevinger	Casilla	16,784	780,855
6/1	53	at CLE	L	0-8	23-30	5	-14%	HOU	11½	Kluber	Cotton	19,767	800,622	
													(28 dates)	
6/2	54	WSH	L	3-13	23-31	5	-15%	HOU	12½	Strasburg	Triggs	20,813	438,080	
6/3	55	WSH	W	10-4	24-31	5	-15%	HOU	12½	Hendriks	Ross	23,921	462,001	
6/4	56	WSH	L	10-11	24-32	5	-16%	HOU	13½	Roark	Madson	Kelley	21,265	483,266
6/5	57	TOR	W	5-3	25-32	5	-16%	HOU	14	Manaea	Happ	Casilla	12,890	496,156
6/6	58	TOR	W	4-1	26-32	5	-15%	HOU	13	Hahn	Estrada	Casilla	16,643	512,799
6/7	59	TOR	L	5-7 (10)	26-33	5	-15%	HOU	12	Tepera	Montas	Osuna	15,076	527,875
													(31 dates)	
6/8		OFF DAY				5	-16%	HOU	13					
6/9	60	at TB	L	4-13	26-34	5	-16%	HOU	12	Cobb	Triggs	13,153	813,775	
6/10	61	at TB (1)	L	5-6 (10)	26-35					Pruitt	Hendriks			
	62	at TB (2)	W	7-2	27-35	5	-16%	HOU	13	Manaea	Hu	17,775	831,550	
6/11	63	at TB	L	4-5	27-36	5	-16%	HOU	12	Whitley	Coulombe	Colomé	13,640	845,190
6/12		OFF DAY				5	-16%	HOU	12					
6/13	64	at MIA	L	1-8	27-37	5	-16%	HOU	11	Urena	Cotton	19,953	865,143	
6/14	65	at MIA	L	6-11	27-38	5	-17%	HOU	11	Barraclough	Gossett	19,436	884,579	
													(33 dates)	
6/15	66	NYN	W	8-7 (10)	28-38	5	-16%	HOU	11½	Hendriks	Gallegos	21,838	549,713	
6/16	67	NYN	W	7-6	29-38	5	-15%	HOU	11	Coulombe	Holder	Casilla	30,184	579,897
6/17	68	NYN	W	5-2	30-38	5	-15%	HOU	11	Hahn	Tanaka	Doolittle	31,418	611,315
6/18	69	NYN	W	4-3	31-38	5	-14%	HOU	11	Cotton	Cessa	Doolittle	34,140	645,455
6/19	70	HOU	L	1-4	31-39	5	-15%	HOU	12	Peacock	Gossett	Giles	10,482	655,937
6/20	71	HOU	L	4-8	31-40	5	-16%	HOU	12	Martes	Gray	15,362	671,299	
6/21	72	HOU	L	1-5	31-41	5	-17%	HOU	12½	Fiers	Manaea	12,277	683,576	
6/22	73	HOU	L	9-12	31-42	5	-18%	HOU	12½	Paulino	Hahn	Devenski	18,747	702,323
													(39 dates)	
6/23	74	at CWS	W	3-0	32-42	5	-17%	HOU	11½	Cotton	Pelfrey	Casilla	25,370	909,949
6/24	75	at CWS	W	10-2	33-42	5	-17%	HOU	12½	Gossett	Shields	38,618	948,567	
6/25	76	at CWS	W	5-3	34-42	5	-17%	HOU	13	Gray	Kahnle	Casilla	28,089	976,656
6/26		OFF DAY				5	-17%	HOU	12½					
6/27	77	at HOU	W	6-4	35-42	5	-16%	HOU	12½	Manaea	Fiers	Casilla	28,312	1,004,968
6/28	78	at HOU	L	8-11	35-43	5	-17%	HOU	12½	Feliz	Hahn	Giles	34,075	1,039,043
6/29	79	at HOU	L	1-6	35-44	5	-18%	HOU	13½	Peacock	Gossett	29,509	1,068,552	
													(39 dates)	
6/30	80	ATL	L	1-3	35-45	5	-18%	HOU	13½	Foltynewicz	Gray	Johnson	19,286	721,609
7/1	81	ATL	L	3-4	35-46	5	-19%	HOU	13½	Freeman	Casilla	Johnson	22,230	743,839
7/2	82	ATL	L	3-4 (12)	35-47	5	-20%	HOU	14½	Johnson	Axford	Vizcaino	18,438	762,277
7/3	83	CWS	L	2-7	35-48	5	-21%	HOU	15	Rodon	Cotton	10,419	802,296	
7/4	84	CWS	W	7-6	36-48	5	-21%	HOU	16	Casilla	Kahnle	16,314	818,610	
7/5	85	CWS	W	7-4	37-48	5	-21%	HOU	16	Gray	Pelfrey	13,813	832,423	
													(45 dates)	

Day-By-Day Results, continued

DATE	G	OPP	W-L	SCORE	REC	POS	GA/ GB	LEADER AND LEAD	WINNER	LOSER	SAVE	ATT.	CUM. ATT.	
7/6	86	at SEA	W	7-4	38-48	5	-20	HOU	15%	Blackburn	Gaviglio	18,368	1,086,920	
7/7	87	at SEA	L	2-7	38-49	5	-21	HOU	16%	Paxton	Manaea	22,213	1,109,133	
7/8	88	at SEA	W	4-3	39-49	5	-20	HOU	15%	Doolittle	Diaz	28,694	1,137,827	
7/9	89	at SEA	L	0-4	39-50	5	-21	HOU	16%	Hernandez	Gossett	32,661	1,170,488	
(43 dates)														
7/10-13	ALL-STAR BREAK													
7/14	90	CLE	W	5-0	40-50	5	-21	HOU	16%	Gray	Carrasco	19,870	852,293	
7/15	91	CLE	W	5-3	41-50	5	-20	HOU	15%	Madson	Miller	33,021	885,314	
7/16	92	CLE	W	7-3	42-50	5	-20	HOU	16%	Manaea	Bauer	25,509	910,823	
7/17	93	TB	L	2-3	42-51	5	-20	HOU	15%	Odorizzi	Gossett	9,736	920,559	
7/18	94	TB	L	3-4	42-52	5	-21	HOU	16%	Kolarek	Casilla	15,231	935,790	
7/19	95	TB	W	7-2	43-52	5	-20	HOU	15%	Gray	Faria	17,019	952,809	
(51 dates)														
7/20	OFF DAY													
7/21	96	at NYM	L	5-7	43-53	5	-21	HOU	17	Robles	Blackburn	Blevins	26,969	1,197,457
7/22	97	at NYM	L	5-6	43-54	5	-22	HOU	17	Robles	Castro	39,629	1,237,086	
7/23	98	at NYM	W	3-2	44-54	5	-21	HOU	17	Gossett	Montero	29,037	1,266,123	
7/24	99	at TOR	L	2-4	44-55	5	-22	HOU	17	Liriano	C. Smith	39,613	1,305,736	
7/25	100	at TOR	L	1-4	44-56	5	-23	HOU	17	Valdez	Gray	40,624	1,346,360	
7/26	101	at TOR	L	2-3	44-57	5	-23	HOU	17	Biagini	Casilla	41,984	1,388,344	
7/27	102	at TOR	L	4-8 (10)	44-58	5	-23%	HOU	17	Osuna	Hendriks	47,484	1,435,828	
(50 dates)														
7/28	103	MIN	L	3-6	44-59	5	-24%	HOU	18	Garcia	Gossett	Kintzler	17,727	970,536
7/29	104	MIN	W	5-4	45-59	5	-23%	HOU	17	Coulombe	Rogers	27,047	997,583	
7/30	105	MIN	W	6-5 (12)	46-59	5	-22%	HOU	16	J. Smith	Duffey	16,790	1,014,373	
7/31	106	SF	W	8-5	47-59	5	-22%	HOU	16	Blackburn	Osich	Treinen	38,391	1,052,764
8/1	107	SF	L	4-10	47-60	5	-22%	HOU	15	Samardzija	Manaea	38,871	1,091,635	
(56 dates)														
8/2	108	at SF	W	6-1	48-60	5	-21%	HOU	15	Gossett	Moore	40,635	1,476,463	
8/3	109	at SF	L	2-11	48-61	5	-21%	HOU	15	Blach	Graveman	39,883	1,516,346	
8/4	110	at LAA	L	6-8	48-62	5	-22%	HOU	15	Chavez	Coulombe	Norris	43,330	1,559,676
8/5	111	at LAA	W	5-0	49-62	5	-21%	HOU	14%	Blackburn	Skaggs	39,180	1,598,856	
8/6	112	at LAA	W	11-10	50-62	5	-21%	HOU	15	J. Smith	Norris	Treinen	38,278	1,637,134
(55 dates)														
8/7	OFF DAY													
8/8	113	SEA	L	6-7 (10)	50-63	5	-21%	HOU	14	Rzepczynski	J. Smith	Diaz	12,354	1,103,989
8/9	114	SEA	L	3-6	50-64	5	-21%	HOU	13	Pagan	Cotton	Diaz	14,989	1,118,978
8/10	115	BAL	L	2-7	50-65	5	-21%	HOU	13	Miley	C. Smith	Britton	11,386	1,130,364
8/11	116	BAL	W	5-4	51-65	5	-20%	HOU	13	Casilla	Brach	Treinen	14,330	1,144,694
8/12	117	BAL	L	5-12	51-66	5	-20%	HOU	12	Bundy	Manaea	29,742	1,174,436	
8/13	118	BAL	W	9-3	52-66	5	-20%	HOU	12	Graveman	Hellickson	18,912	1,193,348	
8/14	119	KC	L	2-6	52-67	5	-20%	HOU	11%	Junis	Cotton	9,848	1,203,196	
8/15	120	KC	W	10-8	53-67	5	-20%	HOU	12%	Treinen	Minor	13,875	1,217,071	
8/16	121	KC	L	6-7	53-68	5	-21%	HOU	12%	Maurer	Treinen	Herrerea	15,239	1,232,310
(65 dates)														
8/17	OFF DAY													
8/18	122	at HOU	L	1-3	53-69	5	-22	HOU	13	Keuchel	Manaea	Giles	30,908	1,668,042
8/19	123	at HOU	L	0-3	53-70	5	-23	HOU	13	McHugh	Graveman	Clippard	32,796	1,700,838
8/20	124	at HOU	W	3-2	54-70	5	-22	HOU	12	Cotton	Peacock	Treinen	34,011	1,734,849
8/21	125	at BAL	L	3-7	54-71	5	-22%	HOU	12%	Miley	Smith	Britton	16,020	1,750,869
8/22	126	at BAL	W	6-4	55-71	5	-21%	HOU	11%	Castro	Jimenez	Treinen	18,493	1,769,362
8/23	127	at BAL	L	7-8 (12)	55-72	5	-22%	HOU	12%	Castro	Castro	20,072	1,789,434	
(61 dates)														
8/24	OFF DAY													
8/25	128	TEX	W	3-1	56-72	5	-22	HOU	12%	Graveman	Martinez	Treinen	14,499	1,246,809
8/26	129	TEX	W	8-3	57-72	5	-21	HOU	12%	Manaea	Hamels	22,471	1,269,280	
8/27	130	TEX	W	8-3	58-72	5	-21	HOU	13%	Cotton	Griffin	Treinen	16,335	1,285,615
(68 dates)														
8/28	131	at LAA	L	1-3	58-73	5	-21%	HOU	13	Heaney	Gossett	Parker	33,719	1,823,153
8/29	132	at LAA	L	2-8	58-74	5	-21%	HOU	12	Chavez	C. Smith	36,229	1,859,382	
8/30	133	at LAA	L	8-10	58-75	5	-21%	HOU	11	Bedrosian	Hatcher	Parker	36,022	1,895,404
8/31	OFF DAY													

DATE	G	OPP	W-L	SCORE	REC	POS	GA/ GB	LEADER AND LEAD	WINNER	LOSER	SAVE	ATT.	CUM. ATT.	
9/1	134	at SEA	L	2-3	58-76	5	-22%	HOU	12	Leake	Manaea	Diaz	19,030	1,914,434
9/2	135	at SEA	L	6-7	58-77	5	-24	HOU	12%	Diaz	Treinen		22,245	1,936,679
9/3	136	at SEA	L	2-10	58-78	5	-25	HOU	13%	Albers	Gossett		26,898	1,963,577
(67 dates)														
9/4	137	LAA	L	9-11 (11)	58-79	5	-26	HOU	13%	Salas	Treinen	Middleton	14,571	1,300,186
9/5	138	LAA	L	7-8 (10)	58-80	5	-27	HOU	13%	Bedrosian	Treinen	Paredes	11,110	1,311,296
9/6	139	LAA	W	3-1	59-80	5	-27	HOU	14%	Manaea	Skaggs	Hatcher	10,544	1,321,840
9/7		OFF DAY				5	-27	HOU	14%					
9/8	140	HOU	W	9-8	60-80	5	-26	HOU	14%	Treinen	Giles		12,288	1,334,128
9/9	141	HOU (1)	W	11-1	61-80					Gossett	Morton			
	142	HOU (2)	W	11-4	62-80	5	-24	HOU	14	Hatcher	Devenski		19,244	1,353,372
9/10	143	HOU	W	10-2	63-80	5	-23	HOU	13	Graveman	Keuchel		15,892	1,369,264
(74 dates)														
9/11		OFF DAY				5	-23	HOU	13					
9/12	144	at BOS	L	1-11	63-81	5	-24	HOU	14	Rodriguez	Manaea		34,355	1,997,932
9/13	145	at BOS	W	7-3	64-81	5	-23	HOU	13	Cotton	Fister		36,366	2,034,298
9/14	146	at BOS	L	2-6	64-82	5	-24	HOU	14	Pomeranz	Gossett		35,470	2,069,768
9/15	147	at PHI	W	4-0	65-82	5	-24	HOU	14	MENGDEN	Leiter, Jr.		24,061	2,093,829
9/16	148	at PHI	L	3-5	65-83	5	-25	HOU	14	Arano	Castro	Neris	24,290	2,118,119
9/17	149	at PHI	W	6-3	66-83	5	-25	HOU	15	Manaea	Alvarez	Treinen	28,054	2,146,173
9/18	150	at DET	W	8-3	67-83	5	-24%	HOU	15	Hendriks	Farmer		23,895	2,170,068
9/19	151	at DET	W	9-8	68-83	5	-24%	HOU	16	Casilla	Wilson	Treinen	23,460	2,193,528
9/20	152	at DET	W	3-2	69-83	5	-24%	HOU	17	Mengden	Sanchez	Hendriks	26,913	2,220,441
(76 dates)														
9/21		OFF DAY				5	-24	HOU	17					
9/22	153	TEX	W	4-1	70-83	5	-24	HOU	18	Graveman	Martinez	Treinen	13,848	1,383,112
9/23	154	TEX	W	1-0	71-83	5	-24	HOU	19	Alcantara	Gonzalez	Treinen	38,034	1,421,146
9/24	155	TEX	W	8-1	72-83	5	-23	HOU	18	Cotton	Perez		18,601	1,439,747
9/25	156	SEA	L	1-7	72-84	5	-24	HOU	19	Hernandez	Gossett	Albers	9,329	1,449,076
9/26	157	SEA	L	3-6	72-85	5	-25	HOU	19	Pagan	Mengden	Diaz	13,513	1,462,589
9/27	158	SEA	W	6-5	73-85	5	-25	HOU	20	Treinen	Simmons		13,132	1,475,721
(80 dates)														
9/28	159	at TEX	W	4-1	74-85	5	-25	HOU	21	Manaea	Gonzalez	Trienen	41,664	2,262,105
9/29	160	at TEX	L	3-5	74-86	5	-26	HOU	21	Perez	Alcantara	Claudio	28,459	2,290,564
9/30	161	at TEX	L	4-8	74-87	5	-26	HOU	21	Cashner	Gossett		32,759	2,323,323
10/1	162	at TEX	W	5-2	75-87	5	-26	HOU	21	Mengden	Hamels	Treinen	33,961	2,357,284
(80 dates)														

* indicates sellout. CAPS indicates complete game.

2017 RELIEF PITCHER EFFECTIVENESS

	Inherited Runners	Inherited Runners Scored	Inherited Runners Scored Percent	First Batters	Save Situations
Alcantara	0	0	0.0	1 for 3 (bb)	0 for 0
Axford	6	1	16.7	5 for 17 (5 bb)	0 for 1
Brady	4	2	50.0	9 for 16	0 for 0
Casilla	6	4	66.7	11 for 55 (6 bb, 2 hb)	16 for 23
Castro	13	2	15.4	3 for 23 (bb, 2 hb)	0 for 1
Coulombe	49	15	30.6	15 for 63 (8 bb, hb)	0 for 1
Doolittle	5	2	40.0	0 for 21 (bb, sf)	3 for 4
Dull	24	6	25.0	5 for 44 (4 bb, sf)	0 for 2
Hahn	0	0	0.0	0 for 1	0 for 0
Hatcher	7	3	42.9	6 for 20 (2 bb, sf)	1 for 4
Hendriks	37	8	21.6	12 for 63 (7 bb)	1 for 4
Madson	13	2	15.4	7 for 37 (bb, hb, sh)	1 for 4
Moll	5	1	20.0	5 for 11	0 for 0
Montas	11	4	36.4	5 for 19 (3 bb, hb)	0 for 0
Neal	1	1	100.0	2 for 5 (sf)	0 for 0
Smith, C.	0	0	0.0	1 for 5	0 for 0
Smith, J.	8	3	37.5	6 for 25 (bb)	0 for 0
Treinen	18	8	44.4	8 for 33 (2 bb)	13 for 16
Valdez	2	0	0.0	1 for 3	0 for 0
Wahl	2	1	50.0	2 for 6 (bb)	0 for 0

WILD CARD DAY-BY-DAY

DATE	POS	GB	WC1	WC2	DATE	POS	GB	WC1	WC2	DATE	POS	GB	WC1	WC2
7/10-13	t11	-7%	NY/TB		8/11	11	-8	NY	MIN	9/9	10	-12	NY	MIN
7/14	t10	-6%	TB	NY	8/12	11	-8%	NY	LAA	9/10	10	-11	NY	MIN
7/15	t10	-6%	TB	NY	8/13	11	-8%	NY	LAA	9/11	10	-11	NY	MIN
7/16	t10	-6	TB	NY	8/14	11	-9	NY	LAA	9/12	10	-12	NY	MIN
7/17	11	-6	TB	NY	8/15	11	-8	NY	LAA	9/13	10	-12	NY	MIN
7/18	11	-7	TB	NY	8/16	11	-9	NY	LAA	9/14	10	-13	NY	MIN
7/19	11	-6	TB	NY	8/17	11	-9	NY	LAA	9/15	10	-12	NY	MIN
7/20	11	-6%	TB	NY	8/18	11	-9	NY	LAA/MIN	9/16	10	-12	NY	MIN
7/21	11	-7%	TB/NYY		8/19	11	-10	NY	LAA/MIN	9/17	10	-12	NY	MIN
7/22	11	-7%	TB/NYY		8/20	11	-10	NY	LAA/MIN	9/18	10	-11	NY	MIN
7/23	t10	-6%	NY	TB/KC	8/21	11	-10%	NY	MIN	9/19	10	-10	NY	MIN
7/24	11	-7%	NY	KC	8/22	t10	-10%	NY	MIN	9/20	10	-9	NY	MIN
7/25	11	-8%	NY	KC	8/23	t10	-10%	NY	MIN	9/21	10	-9%	NY	MIN
7/26	11	-9%	NY	KC	8/24	11	-10	NY	MIN	9/22	10	-9%	NY	MIN
7/27	11	-10	NY	KC	8/25	10	-10	NY	MIN	9/23	10	-9%	NY	MIN
7/28	11	-11	BOS	KC	8/26	10	-9	NY	MIN	9/24	10	-9%	NY	MIN
7/29	11	-10	BOS	KC	8/27	10	-9	NY	MIN	9/25	10	-10	NY	MIN
7/30	11	-10	BOS	KC	8/28	10	-9%	NY	MIN	9/26	10	-11	NY	MIN
7/31	11	-9	BOS	KC	8/29	10	-10%	NY	MIN	9/27	10	-10	NY	MIN
8/1	11	-9	NY	KC	8/30	11	-11%	NY	MIN	9/28	10	-9	NY	MIN
8/2	11	-8	NY	KC	8/31	11	-12	NY	MIN	9/29	10	-10	NY	MIN
8/3	11	-9	NY	KC	9/1	t10	-12	NY	MIN	9/30	10	-10	NY	MIN
8/4	11	-9	NY	KC	9/2	t10	-13	NY	MIN	10/1	t9	-10	NY	MIN
8/5	11	-8%	NY	KC	9/3	t10	-13	NY	MIN					
8/6	11	-8	NY	KC	9/4	t10	-13	NY	MIN					
8/7	11	-7%	NY	KC/TB	9/5	11	-13%	NY	LAA					
8/8	11	-7%	NY	KC/TB/SEA	9/6	t10	-13	NY	MIN					
8/9	11	-8%	NY	SEA	9/7	t10	-13%	NY	MIN					
8/10	11	-8%	NY	SEA/TB	9/8	t10	-13%	NY	MIN					

POS indicates A's rank among all non-division leaders. GB indicates A's games behind second wild card team or games ahead of third best non-division leader.

MISCELLANEOUS STATS

Multiple Hit Games

PLAYER	2	3	4	5	TOT
Alonso	19	3	1	0	23
Barreto	4	0	0	0	4
Brugman	9	1	0	0	10
Canha	2	4	0	0	6
Chapman	13	3	0	0	16
Davis, K	34	6	0	0	40
Davis, R	13	1	2	0	16
Decker	1	1	0	0	2
Healy	35	9	1	0	45
Joyce	19	6	0	0	25
Lowrie	31	11	1	0	43
Maxwell	11	3	0	0	14
Olson	7	2	0	0	9
Phegley	6	0	0	0	6
Pinder	14	2	1	0	17
Plouffe	4	1	0	0	5
Powell	6	2	0	0	8
Rosales	7	0	0	0	7
Semien	19	2	1	0	22
Smolinski	1	0	0	0	1
Vogt	8	0	0	0	8

Multiple RBI Games

PLAYER	2	3	4	5	6	TOT
Alonso	8	4	0	0	0	12
Barreto	2	0	0	0	0	2
Brugman	2	0	0	0	0	2
Canha	2	2	0	0	0	4
Chapman	9	3	0	0	0	12
Davis, K	26	2	3	0	0	31
Davis, R	4	0	0	0	0	4
Garneau	1	0	0	0	0	1
Healy	12	4	1	1	0	18
Joyce	12	4	2	0	0	18
Lavarney	1	0	0	0	0	1
Lowrie	12	3	1	1	0	17
Maxwell	4	0	0	0	0	4
Núñez	0	1	0	0	0	1
Olson	12	2	1	0	0	15
Phegley	1	0	0	0	0	1
Plouffe	0	1	0	0	0	1
Pinder	10	1	1	0	0	12
Powell	2	1	0	0	0	3
Rosales	6	0	0	0	0	6
Semien	5	2	2	0	0	9
Vogt	3	1	0	0	0	4
Wendle	0	0	1	0	0	1

Game Tying/Go Ahead RBI

PLAYER	GT	GA	TOT
Alonso	4	11	15
Barreto	0	1	1
Brugman	0	1	1
Canha	2	4	6
Chapman	4	13	17
Davis, K	10	31	41
Davis, R	4	5	9
Garneau	1	0	1
Healy	7	17	24
Joyce	8	12	20
Lowrie	6	14	20
Maxwell	3	4	7
Olson	6	10	16
Phegley	0	3	3
Pinder	5	7	12
Plouffe	2	2	4
Powell	2	0	2
Rosales	7	5	12
Semien	6	9	15
Vogt	0	5	5
Wendle	1	1	2

CLUB STATISTICS

AL West	Home		Road		Totals	
	W	L	W	L	W	L
vs. Houston	4	6	3	6	7	12
vs. Los Angeles	5	5	2	7	7	12
vs. Seattle	4	5	3	7	7	12
vs. Texas	8	1	3	7	11	8
Totals vs. West	21	17	11	27	32	44

AL West	W	L	W	L	W	L
vs. Cleveland	3	0	1	3	4	3
vs. Chicago	2	1	3	0	5	1
vs. Detroit	2	1	3	0	5	1
vs. Kansas City	1	2	2	1	3	3
vs. Minnesota	2	1	1	2	3	3
Totals vs. Central	10	5	10	6	20	11

AL West	W	L	W	L	W	L
vs. Baltimore	2	2	1	2	3	4
vs. Boston	3	1	1	2	4	3
vs. New York	4	0	1	2	5	2
vs. Tampa Bay	1	2	1	3	2	5
vs. Toronto	2	1	0	4	2	5
Totals vs. East	12	6	4	13	16	19
Totals vs. A.L.	43	28	25	46	68	74

AL West	W	L	W	L	W	L
vs. Atlanta	0	3	0	0	0	3
vs. Miami	1	1	0	2	1	3
vs. Washington	1	2	0	0	1	2
vs. New York	0	0	1	2	1	2
vs. Philadelphia	0	0	2	1	2	1
vs. San Francisco	1	1	1	1	2	2
Totals vs. N.L.	3	7	4	6	7	13
Overall Totals	46	35	29	52	75	87

	Home		Road		Totals	
	W	L	W	L	W	L
Shutouts	2	2	4	4	6	6
Sho - Individual	0	0	1	0	1	0
Extra Innings	4	5	0	4	4	9
One-Run Decisions	14	9	7	12	21	21
Two-Run Decisions	10	4	5	11	15	15
vs. LH Starters	14	10	5	16	19	26
vs. RH Starters	32	25	24	36	56	61
Grass Fields	46	35	28	45	74	80
Artificial Fields	0	0	1	7	1	7
Day Games	24	11	11	16	35	27
Night Games	22	24	18	36	40	60

	Oak	Opp.
Double Plays	162	142
Triple Plays	0	0
Left on Base	1075	1048
Grand Slams	6	6
Home Runs - Home	129	99
Home Runs - Road	105	111

HIGHS AND LOWS

CLUB

Longest Winning Streak.....	7, September 17 to 24
Longest Winning Streak, Home.....	8, September 6 to 24
Longest Winning Streak, Road.....	5, September 17 to 28
Longest Losing Streak.....	8, August 28 to September 5
Longest Losing Streak, Home.....	8, June 19 to July 3
Longest Losing Streak, Road.....	8, August 23 to September 12
Most Runs, Game, A's.....	11 (three times), last: September 9 vs. Houston (G#2)
Most Runs, Game, Opponents.....	13, June 9 at Tampa Bay
Most Runs, Inning, A's.....	13, June 2 vs. Washington
Most Runs, Inning, Opponents.....	8, August 30 at Los Angeles-AL (4th)
Largest Margin, Victory.....	8, June 22 vs. Houston (2nd)
Largest Margin, Loss.....	10, September 9 vs. Houston-G#1 (11-1)
Most Hits, Game, A's.....	10 (three times), last: September 12 at Boston (1-11)
Most Hits, Game, Opponents.....	18, August 6 at Los Angeles (AL)
Most Hits, Inning, A's.....	20, August 12 vs. Baltimore
Most Hits, Inning, Opponents.....	20, June 2 vs. Washington
Most Home Runs, Game, A's.....	6 (three times), last: August 30 at Los Angeles-AL (4th)
Most Home Runs, Game, Opponents.....	8, August 12 vs. Baltimore (1st)
Most Doubles, Game, A's.....	5, June 28 at Houston
Most Doubles, Game, Opponents.....	6, May 2 at Minnesota
Most Triples, Game, A's.....	6, May 2 at Minnesota
Most Triples, Game, Opponents.....	7, August 6 at Los Angeles (AL)
Most Home Runs, Inning, A's.....	7, June 22 vs. Houston
Most Home Runs, Inning, Opponents.....	8, August 12 vs. Baltimore
Most Triples, Game, A's.....	1 (15 times), last: September 13 at Boston

Highs and Lows, continued

Most Triples, Game, Opponents	2 (three times), last: July 22 at New York (NL)
Most Stolen Bases, Game, As	6, July 5 vs. Chicago (AL)
Most Stolen Bases, Game, Opponents	5, April 15 vs. Houston
Most Strikeouts, As Pitchers	15 (three times), last: August 23 at Baltimore
Most Strikeouts, Opponents Pitchers	19, May 30 at Cleveland
Most Walks, As Pitchers	8 (three times), last: July 30 vs. Minnesota
Most Walks, Opponents Pitchers	13, September 9 vs. Houston (G#1)
Fewest Hits Allowed, As Pitchers	2, September 15 at Philadelphia
	2, May 27 at New York (AL)
	2, April 8 at Texas
Fewest Hits Allowed, Opponents Pitchers	2 (five times), last: July 24 at Toronto
Most Left on Base, Nine Inning Game	14, September 9 vs. Houston (G#1)
Most Left on Base, Extra Inning Game	13, June 10 at Tampa Bay (G#1) (10)
Fewest Left on Base, Game	1, July 24 at Toronto
Most Errors, Game	3 (nine times), last: August 8 vs. Seattle
Largest Comeback in Win	5, August 6 at Los Angeles (AL)
	5, July 30 vs. Minnesota
Largest Lead Surrendered in Loss	5 (three times), last: August 30 at Los Angeles (AL)

INDIVIDUAL

Grand Slams	Jed Lowrie, September 19 at Detroit (Alex Wilson)
	Joey Wendle, September 17 at Philadelphia (Edubray Ramos)
	Marcus Semien, September 8 vs. Houston (Luke Gregerson)
	Marcus Semien, July 31 vs. San Francisco (George Kontos)
	Ryon Healy, June 27 at Houston (James Hoyt)
	Matt Joyce, June 4 vs. Washington (Shawn Kelley)
Pinch Hit Home Runs	Josh Phegley, April 25 at Los Angeles-AL (Jose Alvarez)
Lead Off Home Runs	Marcus Semien, September 26 vs. Seattle (James Paxton)
	Matt Joyce, August 15 vs. Kansas City (Jason Hammel)
	Matt Joyce, August 9 vs. Seattle (Yovani Gallardo)
	Matt Joyce, July 22 at New York-NL (Zack Wheeler)
	Matt Joyce, June 17 vs. New York-AL (Masahiro Tanaka)
	Adam Rosales, April 22 vs. Seattle (Ariel Miranda)
Inside-The-Park Home Runs	None
Game Ending Home Runs	Mark Canha, September 27 vs. Seattle (Shae Simmons)
	Yonder Alonso, July 30 vs. Minnesota (Tyler Duffey)
	Rajai Davis, July 29 vs. Minnesota (Taylor Rogers)
	Khris Davis, July 15 vs. Cleveland (Bryan Shaw)
	Franklin Barreto, July 4 vs. Chicago-AL (Tommy Kahnle)
	Mark Canha, May 19 vs. Boston (Heath Hembree)
	Jed Lowrie, May 8 vs. Los Angeles-AL (Deolis Guerra)
	Ryon Healy, May 7 vs. Detroit (Francisco Rodriguez)
Back-to-Back Home Runs	Chad Pinder and Matt Olson, September 17 at Philadelphia
	Khris Davis and Matt Olson, September 5 vs. Los Angeles (AL)
	Matt Olson and Matt Chapman, August 27 vs. Texas
	Adam Rosales and Matt Joyce, June 25 at Chicago (AL)
	Yonder Alonso and Ryon Healy, June 3 vs. Washington
	Yonder Alonso and Ryon Healy, May 29 at Cleveland
	Jed Lowrie and Khris Davis, May 18 vs. Boston
Longest Hitting Streak	11, Ryon Healy, August 12 to 23
	11, Ryon Healy, May 13 to 24
Most Runs, Game	4, Rajai Davis, June 7 vs. Toronto
Most Hits, Game	4 (seven times), last: Chad Pinder, August 6 at Los Angeles (AL)
Most Doubles, Game	3, Matt Joyce, September 27 vs. Seattle
Most Triples, Game	1 (15 times), last: Jed Lowrie, September 13 at Boston
Most Home Runs, Game	2 (18 times), last: Chad Pinder, September 9 vs. Houston (G#2)
Most Runs Batted In, Game	5, Jed Lowrie, September 19 at Detroit
	5, Ryon Healy, June 5 vs. Toronto
Most Walks, Game	3 (five times), last: Marcus Semien, September 9 vs. Houston (G#1)
Most Strikeouts, Game	4 (eight times), last: Bruce Maxwell, September 15 at Philadelphia
Most Stolen Bases, Game	4, Rajai Davis, July 5 vs. Chicago (AL)
Longest Winning Streak	5, Sean Manaea, May 20 to June 10
Longest Losing Streak	4 (four streaks tied), last: 4, Chris Smith, July 24 to present
Most Strikeouts, Game	11, Sonny Gray, May 24 vs. Miami
Most Walks, Game	5 (four times), last: Daniel Gossett, September 3 at Seattle

Most Innings, Game, Starter	9.0, Daniel Mengden, September 15 at Philadelphia
Most Innings, Game, Reliever	6.0, Michael Brady, August 1 vs. San Francisco
.....	6.0, Jesse Hahn, April 7 at Texas
Low Hit Complete Game	2, Daniel Mengden, September 15 at Philadelphia
Most Consecutive Scoreless Innings	19.0, Daniel Mengden, September 15 to 26
Most Consecutive Batters Retired	21, Sonny Gray, June 30 to July 5

GENERAL

Longest Game, Innings	12 (three times), last: August 23 at Baltimore
Longest Game, Time, Nine Innings	4:12, August 6 at Los Angeles (AL)
Longest Game, Time, Extra Innings	4:38, September 4 vs. Los Angeles (AL)
Shortest Game, Time	2:22, September 25 vs. Seattle
Largest Crowd, Home	40,019, July 3 vs. Chicago (AL)
Smallest Crowd, Home	9,329, September 25 vs. Seattle
Largest Crowd, Road	47,484, July 27 at Toronto
Smallest Crowd, Road	13,153, June 9 at Tampa Bay
Postponement, Rain, Home	April 16 vs. Houston
Postponement, Rain, Road	None

DESIGNATED HITTING STATISTICS

BATTER	AVG	G	AB	R	H	TB	2B	3B	HR	RBI	SH	SF	HP	BB	IBB	SO	SB	CS	DP	SLG	OBP
Alonso,Y	.000	1	3	0	0	0	0	0	0	0	0	0	0	1	0	2	0	0	0	.000	.250
Barreto,F	.000	2	0	0	0	0	0	0	0	0	0	0	0	0	0	0	0	0	0	.000	.000
Canha,M	.125	2	8	0	1	2	1	0	0	0	0	0	0	0	0	4	0	0	0	.250	.125
Davis,K	.291	37	141	24	41	80	10	1	9	33	0	2	2	14	0	51	3	0	7	.567	.358
Healy,R	.255	78	306	33	78	127	13	0	12	37	0	1	3	16	0	74	0	1	9	.415	.298
Joyce,M	.167	2	6	1	1	1	0	0	0	1	0	0	0	2	0	2	0	0	0	.167	.375
Lowrie,J	.191	14	47	2	9	12	3	0	0	3	0	0	1	8	0	17	0	0	2	.255	.321
Nunez,R	.250	2	8	1	2	5	0	0	1	3	0	0	0	0	0	4	0	0	0	.625	.250
Pinder,C	.190	7	21	4	4	10	0	0	2	5	0	0	0	4	0	9	0	0	0	.476	.320
Plouffe,T	.214	4	14	1	3	3	0	0	0	1	0	0	0	1	0	7	0	0	0	.214	.267
Smolinski,J	.000	2	1	0	0	0	0	0	0	0	0	0	0	0	0	1	0	0	0	.000	.000
Vogt,S	.160	8	25	1	4	6	2	0	0	2	0	0	0	1	0	4	0	0	0	.240	.192
TOTALS	.247		580	67	143	246	29	1	24	85	0	3	6	47	0	175	3	1	18	.424	.308

PINCH HITTING STATISTICS

BATTER	AVG	G	AB	R	H	TB	2B	3B	HR	RBI	SH	SF	HP	BB	IBB	SO	SB	CS	DP	SLG	OBP
Alonso,Y	.200	6	5	0	1	1	0	0	0	0	0	0	0	1	0	1	0	0	0	.200	.333
Barreto,F	.000	3	3	0	0	0	0	0	0	0	0	0	0	0	0	3	0	0	0	.000	.000
Brugman,J	.000	6	6	0	0	0	0	0	0	0	0	0	0	0	0	3	0	0	0	.000	.000
Canha,M	.125	8	8	0	1	2	1	0	0	1	0	0	0	0	0	3	0	0	1	.250	.125
Davis,K	.000	1	1	0	0	0	0	0	0	0	0	0	0	0	0	1	0	0	0	.000	.000
Davis,R	.300	15	10	5	3	4	1	0	0	0	0	0	0	4	1	0	0	0	0	.400	.500
Decker,J	.000	2	1	0	0	0	0	0	0	0	0	0	0	1	0	0	0	0	0	.000	.500
Garneau,D	.000	1	1	0	0	0	0	0	0	0	0	0	0	0	0	0	0	0	1	.000	.000
Healy,R	1.000	3	3	0	3	4	1	0	0	1	0	0	0	0	0	0	0	0	0	1.333	1.000
Joyce,M	.143	15	14	1	2	3	1	0	0	0	0	0	0	0	0	6	0	0	0	.214	.143
Lavarney,R	1.000	1	1	0	1	1	0	0	0	0	0	0	0	0	0	0	0	0	0	1.000	1.000
LaMarre,R	.000	1	1	0	0	0	0	0	0	0	0	0	0	0	0	1	0	0	0	.000	.000
Lowrie,J	.500	6	4	0	2	3	1	0	0	2	0	0	0	2	0	1	0	0	0	.750	.667
Maxwell,B	.100	11	10	0	1	1	0	0	0	0	0	0	0	1	0	3	0	0	1	.100	.182
Nunez,R	.333	3	3	0	1	1	0	0	0	0	0	0	0	0	0	2	0	0	0	.333	.333
Olson,M	.200	8	5	1	1	1	0	0	0	1	0	0	0	2	0	1	0	0	1	.200	.429
Phegley,J	.250	4	4	1	1	4	0	0	1	1	0	0	0	0	0	1	0	0	0	1.000	.250
Pinder,C	.100	10	10	0	1	1	0	0	0	0	0	0	0	0	0	5	0	0	0	.100	.100
Plouffe,T	.000	2	2	0	0	0	0	0	0	0	0	0	0	0	0	0	0	0	0	.000	.000
Powell,B	1.000	1	1	0	1	1	0	0	0	0	0	0	0	0	0	0	0	0	0	1.000	1.000
Rosales,A	.500	3	2	1	1	1	0	0	0	1	0	0	0	1	0	0	0	0	0	.500	.667
Smolinski,J	.250	4	4	0	1	1	0	0	0	0	0	0	0	0	0	2	0	0	0	.250	.250
Vogt,S	.167	8	6	0	1	1	0	0	0	1	0	0	0	2	0	1	0	0	0	.167	.375
Wendle,J	.500	4	4	1	2	2	0	0	0	1	0	0	0	0	0	1	0	0	0	.500	.500
TOTALS	.220		109	10	24	32	5	0	1	9	0	0	0	14	1	35	0	0	4	.294	.309

BATTING WITH RISP

PLAYER	AVG	AB	H	2B	3B	HR	TOT		SP		MOB	BB	IBB	SO	SH	SF	GIDP
							RBI	RBI	MISP	MISP							
Alonso,Y	.275	80	22	5	0	2	23	21	109	150	17	6	17	0	0	1	
Barreto,F	.118	17	2	0	0	0	2	2	22	32	2	0	10	0	0	1	
Brugman,J	.276	29	8	0	0	0	9	9	39	57	6	1	7	0	1	0	
Canha,M	.125	32	4	0	0	2	9	5	41	62	1	0	16	0	1	2	
Chapman,M	.266	64	17	7	1	2	26	21	89	125	7	0	24	0	2	0	
Cotton,J	.000	1	0	0	0	0	0	0	2	2	0	0	1	0	0	0	
Davis,K	.246	142	35	9	0	8	57	44	192	266	15	1	46	0	7	9	
Davis,R	.152	66	10	2	1	1	12	11	91	131	7	1	22	0	1	4	
Decker,J	.125	8	1	0	0	0	1	1	15	20	2	0	2	2	0	0	
Garneau,D	.100	10	1	0	0	0	2	2	14	21	1	0	3	0	0	0	
Gossett,D	.000	2	0	0	0	0	0	0	3	4	0	0	2	1	0	0	
Graveman,K	.000	1	0	0	0	0	0	0	1	1	0	0	1	0	0	0	
Healy,R	.261	138	36	7	0	6	51	41	181	251	6	0	33	0	2	4	
Joyce,M	.168	95	16	4	0	4	37	30	144	200	16	0	26	0	7	5	
Lavarney,R	.333	3	1	1	0	0	2	2	6	8	0	0	1	0	0	1	
LaMarre,R	.000	1	0	0	0	0	0	0	2	3	1	0	1	0	0	0	
Lowrie,J	.293	123	36	13	0	2	45	40	178	243	24	2	19	0	3	3	
Maxwell,B	.216	51	11	4	0	0	17	16	69	96	7	0	19	1	2	2	
Mengden,D	.000	0	0	0	0	0	0	0	1	1	0	0	0	1	0	0	
Nunez,R	.500	2	1	0	0	1	3	1	4	7	1	0	1	0	0	0	
Olson,M	.217	46	10	1	0	3	15	11	65	98	7	1	14	0	0	2	
Phegley,J	.229	35	8	2	0	0	7	6	47	64	4	0	8	0	1	2	
Pinder,C	.250	80	20	4	0	3	24	20	103	142	4	0	31	0	3	2	
Plouffe,T	.132	38	5	0	0	1	7	5	47	66	3	1	16	0	1	3	
Powell,B	.222	18	4	0	0	1	8	7	26	38	2	0	7	0	2	1	
Rosales,A	.300	50	15	3	0	0	21	21	72	98	2	0	11	3	3	0	
Semien,M	.221	68	15	3	0	2	28	23	101	136	11	0	22	1	3	1	
Smolinski,J	.000	4	0	0	0	0	0	0	7	9	1	0	1	0	0	0	
Vogt,S	.286	28	8	3	0	0	13	13	45	60	4	1	7	0	1	0	
Wendle,J	.500	4	2	0	0	1	5	3	8	10	1	1	1	0	0	0	
ATHLETICS	.233	1236	288	68	2	39	424	355	1724	2401	152	15	369	9	40	43	

BATTING WITH THE BASES LOADED

PLAYER	AVG	AB	H	2B	3B	HR	TOT		SP		MOB	BB	IBB	SO	SH	SF	GIDP
							RBI	RBI	MISP	MISP							
Alonso,Y	.143	7	1	0	0	0	2	2	14	21	0	0	1	0	0	1	
Barreto,F	.500	2	1	0	0	0	1	1	4	6	0	0	0	0	0	0	
Brugman,J	.500	2	1	0	0	0	3	3	6	9	0	0	1	0	1	0	
Canha,M	.000	3	0	0	0	0	1	1	8	12	0	0	1	0	0	1	
Chapman,M	.250	4	1	0	0	0	4	4	12	18	2	0	3	0	0	0	
Davis,K	.267	15	4	2	0	0	12	11	34	51	0	0	7	0	1	1	
Davis,R	.000	9	0	0	0	0	0	0	18	27	0	0	3	0	0	1	
Garneau,D	.333	3	1	0	0	0	2	2	6	9	0	0	1	0	0	0	
Healy,R	.167	18	3	0	0	1	10	8	36	54	0	0	4	0	0	1	
Joyce,M	.364	11	4	1	0	1	12	9	26	39	2	0	2	0	0	2	
Lavarney,R	.000	2	0	0	0	0	0	0	4	6	0	0	1	0	0	1	
Lowrie,J	.182	11	2	1	0	1	9	7	28	42	3	0	1	0	0	1	
Maxwell,B	.000	2	0	0	0	0	1	1	4	6	0	0	0	0	0	0	
Nunez,R	.000	1	0	0	0	0	0	0	2	3	0	0	1	0	0	0	
Olson,M	.000	7	0	0	0	0	1	1	16	24	1	0	3	0	0	1	
Phegley,J	.000	3	0	0	0	0	1	1	8	12	1	0	1	0	0	2	
Pinder,C	.000	5	0	0	0	0	1	1	12	18	1	0	5	0	0	0	
Plouffe,T	.000	1	0	0	0	0	0	0	2	3	0	0	0	0	0	1	
Powell,B	1.000	1	1	0	0	0	3	3	4	6	1	0	0	0	0	0	
Rosales,A	.286	7	2	0	0	0	6	6	18	27	0	0	3	0	2	0	
Semien,M	.333	9	3	0	0	2	10	6	20	30	1	0	2	0	0	1	
Smolinski,J	.000	1	0	0	0	0	0	0	2	3	0	0	1	0	0	0	
Vogt,S	.500	4	2	1	0	0	4	4	10	15	1	0	1	0	0	0	
Wendle,J	1.000	2	2	0	0	1	5	3	4	6	0	0	0	0	0	0	
ATHLETICS	.215	130	28	5	0	6	88	74	298	447	13	0	42	0	4	14	

BATTING AND PITCHING BREAKDOWN

BATTING

Total	AVG	G	AB	R	H	HR	RBI
Before ASB	.236	89	2985	382	705	125	367
After ASB	.258	73	2479	357	639	109	341
Home	.256	81	2692	417	688	129	403
Away	.237	81	2772	322	656	105	305
Day	.273	62	2164	337	590	96	321
Night	.228	100	3300	402	754	138	387
vs. Left	.235	-	1355	-	319	44	152
vs. Right	.249	-	4109	-	1025	190	556
April	.229	25	812	91	186	31	86
May	.242	27	913	119	221	45	114
June	.247	28	963	137	238	38	134
July	.231	26	852	108	197	32	102
August	.260	27	934	132	243	41	123
September	.261	28	955	147	249	46	144
October	.286	1	35	5	10	1	5
Baltimore	.276	7	250	37	69	13	37
Boston	.247	7	231	32	57	11	31
Chicago	.258	6	209	34	54	13	32
Cleveland	.217	7	221	27	48	11	25
Detroit	.281	6	221	36	62	10	35
Houston	.250	19	644	91	161	27	86
Kansas City	.264	6	208	29	55	7	29
Los Angeles	.239	19	657	83	157	30	76
Minnesota	.280	6	218	27	61	7	25
New York	.255	7	235	35	60	9	34
Seattle	.219	19	608	73	133	26	72
Tampa Bay	.263	7	247	32	65	7	28
Texas	.254	19	621	84	158	26	81
Toronto	.183	7	219	23	40	5	23
Atlanta	.155	3	103	7	16	3	7
Miami	.239	4	134	20	32	5	19
New York	.324	3	102	13	33	5	13
Philadelphia	.177	3	96	13	17	7	13
San Francisco	.274	4	135	20	37	4	19
Washington	.276	3	105	23	29	8	23

PITCHING

Total	ERA	W	L	INN	H	R	ER	HR
Before ASB	4.78	39	50	784.0	780	470	416	108
After ASB	4.55	36	37	647.0	664	356	327	102
Home	4.44	46	35	744.0	722	404	367	99
Away	4.93	29	52	687.0	722	422	376	111
Day	4.35	35	27	556.2	519	306	269	80
Night	4.88	40	60	874.1	925	520	474	130
Starter	4.74	52	61	877.2	915	522	462	129
Reliever	4.57	23	26	553.1	529	304	281	81
April	4.14	11	14	219.2	195	117	101	19
May	4.70	12	15	235.1	225	142	123	33
June	5.57	12	16	247.0	279	168	153	45
July	3.88	12	14	234.1	220	112	101	31
August	5.26	11	16	238.0	270	155	139	43
September	4.51	16	12	247.2	247	130	124	39
October	2.00	1	0	9.0	8	2	2	0
Baltimore	5.91	3	4	64.0	80	45	42	15
Boston	5.52	4	3	62.0	72	40	38	8
Chicago	2.83	5	1	54.0	47	22	17	6
Cleveland	3.60	4	3	60.0	49	29	24	8
Detroit	4.00	5	1	54.0	61	31	24	5
Houston	5.18	7	12	165.0	186	107	95	27
Kansas City	4.42	3	3	53.0	51	27	26	6
Los Angeles	4.61	7	12	171.2	170	96	88	20
Minnesota	5.56	3	3	55.0	55	36	34	13
New York	3.77	5	2	62.0	54	31	26	7
Seattle	5.32	7	12	165.2	170	106	98	33
Tampa Bay	4.43	2	5	61.0	66	35	30	10
Texas	3.61	11	8	164.1	138	71	66	13
Toronto	3.65	2	5	61.2	50	30	25	12
Atlanta	2.70	0	3	30.0	20	11	9	2
Miami	7.94	1	3	34.0	47	31	30	5
New York	4.91	1	2	25.2	30	15	14	5
Philadelphia	2.08	2	1	26.0	16	8	6	1
San Francisco	5.91	2	2	35.0	43	27	23	5
Washington	9.33	1	2	27.0	39	28	28	9

REVIEW

PLAYER TRANSACTIONS

- Mar. 12 Renato Nuñez optioned to Nashville
- Mar. 13 Paul Blackburn, Jaycob Brugman, Yairo Muñoz and Bobby Wahl optioned to Nashville
- Mar. 17 Franklin Barreto, Matt Olson and Chad Pinder optioned to Nashville
- Mar. 26 Jesse Hahn and Bruce Maxwell optioned to Nashville
- April 1 Chris Bassitt (right UCL reconstruction surgery), Sonny Gray (strained right shoulder), Daniel Mengden (right foot surgery), Jake Smolinski (right shoulder surgery) and Joey Wendle (strained right shoulder) placed on the 10-day disabled list retroactive to March 30
- April 5 John Axford placed on the 10-day disabled list retroactive to April 2 (strained right shoulder); Jesse Hahn recalled from Nashville

OPENING DAY ROSTER

- Pitchers (13):** Raul Alcantara, John Axford, Santiago Casilla, Jharel Cotton, Daniel Coulombe, Sean Doolittle, Ryan Dull, Kendall Graveman, Liam Hendriks, Ryan Madson, Sean Manaea, Frankie Montas, Andrew Triggs
- Catchers (2):** Josh Phegley, Stephen Vogt
- Infielders (6):** Yonder Alonso, Ryon Healy, Jed Lowrie, Trevor Plouffe, Adam Rosales, Marcus Semien
- Outfielders (4):** Mark Canha, Khris Davis, Rajai Davis, Matt Joyce

- April 15 Jaff Decker selected from Nashville; Mark Canha optioned to Nashville; Jake Smolinski transferred to the 60-day disabled list
- April 16 Chad Pinder recalled from Nashville; Marcus Semien placed on the 10-day disabled

Player Transactions, continued

	list retroactive to April 15 (right wrist contusion)	May 20	John Axford reinstated from the DL; Ryan Dull placed on the 10-day DL (strained right knee); Daniel Mengden reinstated from the DL and optioned to Nashville
April 17	Bruce Maxwell recalled from Nashville; Kendall Graveman placed on the 10-day disabled list retroactive to April 15 (strained right shoulder)	May 24	Bobby Wahl placed on the 10-day DL (strained right shoulder); Zach Neal selected from Nashville; Chris Bassitt returned from rehab
April 19	Joey Wendle sent to Nashville on a rehab assignment	May 27	Jesse Hahn placed on the 10-day DL retroactive to May 24 (strained right triceps); Jharel Cotton recalled from Nashville
April 20	César Valdez selected from Nashville; Bruce Maxwell optioned to Maxwell; Marcus Semien transferred to the 60-day disabled list	May 29	Kendall Graveman placed on the 10-day DL retroactive to May 26 (strained right shoulder); Daniel Mengden recalled from Nashville
April 21	Matt Olson recalled from Nashville; César Valdez optioned to Nashville	May 31	Jesse Hahn sent to Stockton on a rehab assignment
April 22	Sonny Gray sent to Stockton on a rehab assignment	June 2	Sean Doolittle sent to Stockton on a rehab assignment
April 23	Ryan LaMarre acquired from the Los Angeles Angels for a player to be named later or cash considerations and assigned to Nashville; Chris Bassitt transferred to the 60-day disabled list	June 3	Matt Olson recalled from Nashville; Daniel Mengden optioned to Nashville
April 25	Ryan LaMarre and César Valdez recalled from Nashville; Rajai Davis placed on the 10-day disabled list retroactive to April 22 (strained left hamstring); Raul Alcantara designated for assignment	June 5	Jesse Hahn reinstated from the disabled list; Matt Olson optioned to Nashville
April 27	Kendall Graveman reinstated from the disabled list; Matt Olson optioned to Nashville; Sonny Gray sent to Nashville on a rehab assignment	June 7	Sean Doolittle transferred to Nashville on rehab
April 29	Joey Wendle reinstated from the disabled list and optioned to Nashville; Raul Alcantara outrighted to Nashville; Chris Bassitt sent to Stockton on a rehab assignment	June 9	Jaycob Brugman recalled from Nashville; Mark Canha optioned to Nashville
April 30	Sean Manaea placed on the 10-day disabled list retroactive to April 27 (strained left shoulder)	June 10	Sean Doolittle reinstated from the disabled list; Andrew Triggs placed on the 10-day disabled list (strained left hip); Matt Olson recalled from Nashville
May 1	Sonny Gray reinstated from the disabled list; Ryan LaMarre optioned to Nashville	June 11	Frankie Montas optioned to Nashville
May 2	Rajai Davis reinstated from the disabled list	June 14	Daniel Gossett selected from Nashville; Matt Olson optioned to Nashville
May 3	Sean Doolittle placed on the 10-day disabled list retroactive to April 30 (strained left shoulder); César Valdez designated for assignment; Bobby Wahl recalled from Nashville; Josh Smith selected from Nashville	June 15	Matt Chapman selected from Nashville; Trevor Plouffe designated for assignment
May 4	Josh Phegley placed on the 7-day concussion disabled list; Bruce Maxwell recalled from Nashville	June 17	Michael Brady selected from Nashville; Zach Neal optioned to Nashville; Ryan LaMarre designated for assignment; Trevor Plouffe traded to Tampa Bay with cash for a player to be named later or cash
May 5	César Valdez claimed off waivers by Toronto	June 21	Ryan LaMarre released
May 8	Daniel Mengden sent to Nashville on a rehab assignment; Chris Bassitt transferred to Nashville on rehab	June 22	Bruce Maxwell and Matt Olson recalled from Nashville; Stephen Vogt designated for assignment; Matt Chapman placed on the 10-day disabled list retroactive to June 19 (left knee cellulitis)
May 9	Mark Canha recalled from Nashville; Jaff Decker designated for assignment; Sean Manaea sent to Nashville on a rehab assignment	June 23	Marcus Semien sent to Stockton on a rehab assignment
May 11	Jharel Cotton optioned to Nashville	June 24	Franklin Barreto recalled from Nashville; Chad Pinder placed on the 10-day disabled list (strained left hamstring)
May 12	Josh Phegley reinstated from the concussion disabled list	June 25	Stephen Vogt claimed off waivers by Milwaukee
May 13	Jaff Decker outrighted to Nashville; John Axford sent to Nashville on a rehab assignment	June 28	Chris Bassitt sent to Stockton on a rehab assignment
May 15	Sean Manaea reinstated from disabled list; Bruce Maxwell optioned to Nashville	July 1	Paul Blackburn recalled from Nashville; Josh Smith optioned to Nashville; Matt Chapman sent to Stockton on a rehab assignment; Marcus Semien transferred to Nashville on rehab
		July 2	Zach Neal recalled from Nashville; Jesse Hahn optioned to Nashville
		July 3	Matt Chapman reinstated from the disabled list; Matt Olson optioned to Nashville

July 5	Josh Phegley placed on the paternity list; Ryan Lavarney selected from Nashville	Aug. 11	Michael Brady and Boog Powell recalled from Nashville; Jaycob Brugman and Mark Canha optioned to Nashville
July 6	Marcus Semien reinstated from the disabled list; Jharel Cotton placed on the 10-day disabled list retroactive to July 4 (right thumb blister); Andrew Triggs transferred to the 60-day disabled list	Aug. 12	Jake Smolinski sent to Stockton on a rehab assignment
July 8	Chris Smith selected from Nashville; Josh Phegley reinstated from the paternity list; Franklin Barreto optioned to Nashville; Ryan Lavarney designated for assignment	Aug. 15	Chris Hatcher acquired from the Los Angeles Dodgers for \$500,000 international slot money
July 14	Ryan Lavarney outrighted to Nashville	Aug. 16	Josh Smith optioned to Nashville; Sam Moll acquired from Colorado for a player to be named later or cash and optioned to Nashville; Zach Neal designated for assignment; Josh Phegley sent to Nashville on a rehab assignment
July 16	Sean Doolittle and Ryan Madson traded to Washington for Blake Treinen and minor leaguers Sheldon Neuse and Jesus Luzardo; Simon Castro selected from Nashville	Aug. 18	Zach Neal outrighted to Nashville
July 18	Chad Pinder sent to Nashville on a rehab assignment	Aug. 23	Daniel Gossett recalled from Nashville; Michael Brady optioned to Nashville; Rajai Davis traded to the Boston Red Sox for minor league outfielder Rafael Rincones
July 19	Zach Neal and Michael Brady optioned to Nashville; Jharel Cotton and Kendall Graveman sent to Nashville on a rehab assignment; Ryan Dull sent to Arizona on a rehab assignment	Aug. 24	Jake Smolinski transferred to Nashville on rehab
July 20	Bobby Wahl sent to Stockton on a rehab assignment	Aug. 25	Paul Blackburn placed on the 10-day disabled list retroactive to Aug. 23 (right hand contusion); Michael Brady and Mark Canha recalled from Nashville
July 21	Frankie Montas and Matt Olson recalled from Nashville; Ryan Dull transferred to Nashville on rehab	Sept. 1	Josh Phegley and Jake Smolinski reinstated from the disabled list; Franklin Barreto and Sam Moll recalled from Nashville
July 24	Josh Smith recalled from Nashville; Matt Olson optioned to Nashville	Sept. 5	Daniel Mengden, Renato Nuñez and Joey Wendle recalled from Nashville; Raul Alcantara selected from Nashville; Paul Blackburn transferred to the 60-day disabled list
July 25	Chris Bassitt reinstated from the disabled list and optioned to Nashville; Bobby Wahl transferred to 60-day disabled list and transferred to Nashville on rehab	Oct. 17	Chris Smith outrighted to Nashville
July 27	Ryan Dull reinstated from disabled list; Ryan Lavarney selected from Nashville; Josh Phegley placed on 10-day disabled list retroactive to July 25 (strained left oblique); John Axford designated for assignment	Nov. 6	Michael Brady, Simon Castro and Josh Smith outrighted to Nashville; Paul Blackburn, Dustin Fowler, Andrew Triggs and Bobby Wahl reinstated from the 60-day disabled list
July 30	Jharel Cotton reinstated from the disabled list; Frankie Montas optioned to Nashville; John Axford released	Nov. 15	Ryon Healy traded to Seattle for Emilio Pagan and minor leaguer Alexander Campos
July 31	Sonny Gray traded to the New York Yankees with \$1.5 million international bonus slot cash in exchange for Dustin Fowler, Jorge Mateo and minor leaguer James Kaprielian; Dustin Fowler placed on the 60-day DL (ruptured right patellar tendon); Adam Rosales traded to Arizona for minor leaguer Jefferson Mejia; Chad Pinder reinstated from the disabled list; Michael Brady recalled from Nashville	Nov. 20	Heath Fillmyer, Ramon Laureano and Lou Trivino selected from Nashville; Bobby Wahl outrighted to Nashville; Jaycob Brugman and Sam Moll designated for assignment
Aug. 2	Mark Canha recalled from Nashville; Michael Brady optioned to Nashville	Nov. 22	Jaycob Brugman traded to Baltimore for a player to be named later or cash
Aug. 3	Kendall Graveman reinstated from the disabled list; Daniel Gossett optioned to Nashville	Nov. 27	Sam Moll claimed off waivers by Pittsburgh
Aug. 4	Dustin Garneau claimed off waivers	Dec. 7	Free agent Yusmeiro Petit agrees to terms on a two-year contract with a club option; Joey Wendle designated for assignment
Aug. 5	Ryan Lavarney designated for assignment; Matt Joyce placed on suspended list	Dec. 11	Joey Wendle traded to Tampa Bay for a player to be named later or cash
Aug. 6	Yonder Alonso traded to Seattle for Boog Powell; Bobby Wahl returned from rehab assignment	Dec. 14	Stephen Piscotty acquired from St. Louis for Yairo Muñoz and minor leaguer Max Schrock
Aug. 7	Matt Joyce reinstated from suspended list	Dec. 19	Minor leaguer Jake Bray acquired from Baltimore as the PTBNL in the Nov. 22 trade; minor leaguer Jonah Heim acquired from Tampa Bay as the PTBNL in the Dec. 11 trade
Aug. 8	Matt Olson recalled from Nashville; Ryan Lavarney outrighted to Nashville	Jan. 29	Ryan Buchter, Brandon Moss and cash acquired from Kansas City for Jesse Hahn and Heath Fillmyer

STATS AT THE ALL-STAR BREAK

PLAYER	AVG	G	AB	R	H	TB	2B	3B	HR	RBI	SH	SF	HP	BB	IBB	SO	SB	CS	GI			E	SLG	OBP
																			DP	DP	DP			
Alonso,Y	.275	79	258	46	71	145	14	0	20	43	0	0	1	39	5	69	1	0	3	4	.562	.372		
+Barreto,F	.190	11	42	6	8	16	0	1	2	4	0	0	4	0	18	2	0	0	3	.381	.261			
+Brugman,J	.239	29	92	7	22	29	1	0	2	8	0	1	0	13	1	1	1	0	.315	.330				
Canha,M	.191	29	89	6	17	35	7	1	3	7	0	0	1	4	0	27	1	0	2	.393	.234			
+Chapman,M	.132	11	38	2	5	7	2	0	0	3	0	0	0	4	0	20	0	1	0	.184	.214			
Davis,K	.244	87	320	53	78	164	14	0	24	60	0	3	2	43	1	117	4	0	9	1	.513	.334		
Davis,R	.210	70	224	33	47	69	12	2	2	12	1	1	0	19	0	52	15	4	7	2	.308	.270		
Decker,J	.200	17	50	4	10	13	1	1	0	1	3	0	1	8	0	17	1	1	1	2	.260	.322		
Healy,R	.269	85	327	37	88	164	19	0	19	52	0	1	3	13	0	92	0	1	8	13	.502	.302		
Joyce,M	.220	79	254	37	56	104	15	0	11	33	0	3	2	41	0	62	2	1	5	3	.409	.330		
Lavarnway,	.000	1	2	0	0	0	0	0	0	0	0	0	0	0	0	0	0	0	0	0	.000	.000		
+LaMarre,R	.000	3	7	0	0	0	0	0	0	0	0	0	0	1	0	3	0	0	0	0	.000	.125		
Lowrie,J	.279	84	323	51	90	148	27	2	9	32	0	1	2	32	1	64	0	5	4	.458	.346			
+Maxwell	.302	23	63	8	19	25	3	0	1	6	0	0	0	11	0	18	0	0	2	0	.397	.405		
+Olson,M	.184	16	49	6	9	22	1	0	4	9	0	0	1	8	0	21	0	0	1	0	.449	.310		
Phegley,J	.200	43	115	10	23	40	8	0	3	7	0	0	2	4	0	20	0	1	4	6	.348	.240		
+Pinder,C	.234	47	145	19	34	71	10	0	9	25	0	2	3	9	0	49	1	0	1	4	.490	.289		
Plouffe,T	.214	58	182	22	39	65	5	0	7	14	0	1	0	16	1	58	1	1	10	6	.357	.276		
Rosales,A	.233	66	193	14	45	67	10	0	4	27	3	3	2	9	0	63	1	1	2	8	.347	.271		
Semien,M	.173	15	52	8	9	15	3	0	1	4	0	0	1	11	0	17	5	0	1	1	.288	.328		
Vogt,S	.217	54	157	12	34	56	8	1	4	20	0	1	0	16	1	31	0	1	1	6	.357	.287		
PITCHERS	.333	89	3	1	1	1	0	0	0	0	1	0	0	0	0	1	0	0	0	10	.333	.333		
OAKLAND	.236	89	2985	382	705	1256	160	8	125	367	8	17	21	305	10	852	35	13	63	78	.421	.310		
OPPONENT	.258	89	3021	470	780	1295	159	16	108	450	13	33	39	273	6	687	71	24	72	41	.429	.324		

PITCHER	W	L	ERA	G	GS	CG	GF	SHO	SV	IP	H	R	ER	HR	HB	BB	IBB	SO	WP	BK	AVG
+Alcantara	0	1	16.71	3	1	0	2	0	0	7.0	10	15	13	3	2	5	0	2	0	1	.323
Axford,J	0	1	6.30	20	0	0	7	0	0	20.0	25	15	14	3	2	15	0	20	1	0	.305
+Blackburn	1	0	0.66	2	2	0	0	0	0	13.2	11	2	1	1	1	2	0	4	0	0	.224
+Brady,M	0	0	3.48	6	0	0	4	0	0	10.1	10	6	4	2	2	1	9	0	0	0	.263
Casilla,S	2	3	3.82	34	0	0	24	0	15	33.0	32	15	14	3	2	12	1	30	0	0	.256
+Cotton,J	5	8	5.17	14	14	0	0	0	0	76.2	76	52	44	13	3	32	1	67	6	2	.261
Coulombe,	1	1	2.93	36	0	0	6	0	0	30.2	24	12	10	3	4	10	0	25	0	0	.218
Doolittle	1	0	3.54	22	0	0	6	0	3	20.1	12	8	8	3	0	2	0	29	1	0	.164
Dull,R	2	2	6.32	18	0	0	2	0	0	15.2	14	17	11	2	1	9	0	18	5	0	.233
+Gossett,D	1	4	6.23	6	6	0	0	0	0	30.1	38	24	21	8	0	5	0	20	1	0	.295
Graveman,	2	2	3.83	8	8	0	0	0	0	47.0	46	20	20	6	2	14	0	32	3	0	.258
Gray,S	4	4	4.00	13	13	0	0	0	0	78.2	70	42	35	8	1	25	0	74	5	0	.236
Hahn,J	3	6	5.30	14	13	0	1	0	0	69.2	78	46	41	4	3	27	0	55	2	0	.283
Hendriks,	3	1	5.40	38	0	0	8	0	0	36.2	39	23	22	5	0	14	0	49	5	0	.260
Madson,R	1	4	2.17	38	0	0	7	0	1	37.1	24	9	9	2	2	6	2	35	0	0	.190
Manaea,S	7	5	3.76	16	16	0	0	0	0	93.1	79	42	39	8	6	34	0	93	4	0	.229
Mengden,D	0	1	10.13	2	2	0	0	0	0	8.0	13	9	9	4	0	3	0	3	1	0	.371
+Montas,F	1	1	6.91	21	0	0	5	0	0	28.2	36	22	22	9	3	15	0	30	1	0	.308
Neal,Z	0	0	7.98	6	0	0	4	0	0	14.2	19	13	13	5	0	1	0	10	1	0	.302
Smith,C	0	0	4.50	1	1	0	0	0	0	6.0	6	3	3	1	0	1	0	4	1	0	.250
Smith,J	0	0	6.75	18	0	0	10	0	0	24.0	28	19	18	2	0	12	1	15	1	0	.292
Triggs,A	5	6	4.27	12	12	0	0	0	0	65.1	68	42	31	9	4	19	0	50	5	0	.266
Valdez,C	0	0	9.64	4	1	0	2	0	0	9.1	14	10	10	4	0	4	0	5	0	0	.350
+Wahl,B	0	0	4.70	7	0	0	1	0	0	7.2	8	4	4	0	1	4	0	8	2	0	.258
OAKLAND	39	50	4.78	89	89	0	89	2	19	784.0	780	470	416	108	39	273	6	687	45	3	.258
OPPONENTS	50	39	4.17	89	89	0	89	5	21	790.2	705	382	366	125	21	305	10	852	33	4	.236

STATS AFTER THE ALL-STAR BREAK

PLAYER	AVG	G	AB	R	H	TB	2B	3B	HR	RBI	SH	SF	HP	BB	IBB	SO	SB	CS	GI			
																			DP	E	SLG	OBP
Alonso,Y	.230	21	61	6	14	23	3	0	2	6	0	0	1	11	1	19	0	0	3	2	.377	.356
+Barreto,F	.207	14	29	4	6	9	1	1	0	2	0	0	0	1	0	15	0	0	1	1	.310	.233
+Brugman,J	.314	19	51	5	16	20	1	0	1	4	0	0	5	0	11	0	1	0	2	.392	.375	
Canha,M	.226	28	84	10	19	31	6	0	2	7	0	1	5	3	0	23	1	0	3	0	.369	.290
+Chapman,M	.250	73	252	37	63	130	21	2	14	37	0	2	2	28	0	72	0	2	2	13	.516	.327
Davis,K	.252	66	246	38	62	135	14	1	19	50	0	4	4	30	0	78	0	0	11	0	.549	.338
Davis,R	.303	30	76	16	23	37	5	0	3	6	0	0	0	7	1	18	11	2	3	0	.487	.361
Garneau,D	.159	19	44	5	7	11	1	0	1	3	0	0	0	8	0	12	0	0	2	1	.250	.288
Healy,R	.273	64	249	29	68	96	10	0	6	26	0	1	1	10	0	50	0	0	8	0	.386	.303
Joyce,M	.270	62	215	41	58	118	18	0	14	35	0	4	0	25	0	51	2	0	5	4	.549	.340
Lavernway,	.333	5	9	0	3	4	1	0	0	2	0	0	1	1	0	3	0	0	1	1	.444	.455
Lowrie,J	.275	69	244	35	67	106	22	1	5	37	0	2	0	41	1	36	0	1	5	1	.434	.376
+Maxwell	.212	53	156	13	33	48	9	0	2	16	1	2	0	20	0	45	0	0	8	0	.308	.298
+Nunez,R	.200	8	15	1	3	6	0	0	1	3	0	0	0	1	0	8	0	0	0	0	.400	.250
+Olson,M	.286	43	140	27	40	101	1	0	20	36	0	0	4	14	1	39	0	0	5	2	.721	.367
Phegley,J	.206	14	34	4	7	10	3	0	0	3	0	1	0	5	0	6	0	0	0	0	.294	.300
+Pinder,C	.241	40	137	17	33	58	5	1	6	17	0	1	2	9	0	43	1	1	6	2	.423	.295
+Powell,B	.321	29	81	18	26	40	5	0	3	10	0	2	0	9	0	21	0	1	1	1	.494	.380
Rosales,A	.250	5	12	1	3	4	1	0	0	0	0	0	0	1	0	3	0	0	0	1	.333	.308
Semien,M	.262	70	290	45	76	121	16	1	9	36	1	3	1	27	0	68	7	1	2	8	.417	.324
Smolinski,	.259	16	27	1	7	8	1	0	0	0	0	0	1	1	0	6	0	0	0	0	.296	.310
+Wendle,J	.308	8	13	3	4	8	1	0	1	5	0	0	0	1	1	3	0	0	0	0	.615	.357
PITCHERS	.071	73	14	1	1	1	0	0	0	0	3	0	0	2	0	9	0	0	0	4	.071	.188
OAKLAND	.258	73	2479	357	639	1125	145	7	109	341	5	23	22	260	5	639	22	9	66	43	.454	.331
OPPONENT	.264	73	2516	356	664	1135	141	12	102	343	4	13	22	229	11	515	40	18	54	39	.451	.329

PITCHER	W	L	ERA	G	GS	CG	GF	SHO	SV	IP	H	R	ER	HR	HB	BB	IBB	SO	WP	BK	OPP
																					AVG
+Alcantara	1	1	3.18	5	3	0	0	0	0	17.0	12	6	6	2	1	7	1	10	0	0	.197
Axford,J	0	0	9.00	2	0	0	1	0	0	1.0	2	1	1	0	0	2	0	1	0	0	.400
+Blackburn	2	1	4.00	8	8	0	0	0	0	45.0	47	20	20	4	0	14	0	18	1	0	.273
+Brady,M	0	0	6.75	10	0	0	8	0	0	21.1	23	16	16	5	3	4	1	15	1	0	.274
Casilla,S	2	2	4.85	29	0	0	9	0	1	26.0	26	14	14	5	4	10	0	27	3	0	.263
+Castro,S	1	3	4.38	26	0	0	7	0	0	37.0	32	20	18	7	2	14	0	35	1	0	.235
+Cotton,J	4	2	6.19	10	10	0	0	0	0	52.1	57	39	36	15	1	21	0	38	3	0	.275
Coulombe,	1	1	4.29	36	0	0	4	0	0	21.0	22	10	10	1	0	12	1	14	5	0	.268
Doolittle	0	0	0.00	1	0	0	0	0	0	1.0	0	0	0	0	0	0	0	2	0	0	.000
Dull,R	0	0	4.44	31	0	0	2	0	0	26.1	23	13	13	5	2	7	1	27	1	0	.237
+Gossett,D	3	7	6.05	12	12	0	0	0	0	61.0	78	43	41	13	0	26	0	52	9	0	.312
Graveman,	4	2	4.47	11	11	0	0	0	0	58.1	68	30	29	6	2	18	1	38	2	0	.297
Gray,S	2	1	0.98	3	3	0	0	0	0	18.1	14	6	2	0	0	5	0	20	2	0	.197
Hatcher,C	1	1	3.52	23	0	0	2	0	1	23.0	21	9	9	3	0	9	2	20	0	0	.236
Hendriks,	1	1	2.63	32	0	0	5	0	1	27.1	18	11	8	2	0	9	0	29	1	0	.182
Madson,R	1	0	0.00	2	0	0	1	0	0	2.0	1	0	0	0	0	0	0	4	0	0	.143
Manaea,S	5	5	5.23	13	13	0	0	0	0	65.1	88	46	38	10	4	21	1	47	4	0	.317
Mengden,D	3	1	1.54	5	5	1	0	1	0	35.0	23	7	6	2	0	6	0	26	1	0	.189
+Moll,S	0	0	10.80	11	0	0	1	0	0	6.2	13	8	8	2	0	3	0	7	0	0	.406
+Montas,F	0	0	8.10	2	0	0	0	0	0	3.1	3	3	3	1	0	5	0	6	0	0	.250
Smith,C	0	4	7.07	13	8	0	3	0	0	49.2	54	42	39	15	1	21	1	27	2	0	.270
Smith,J	2	1	0.82	8	0	0	5	0	0	11.0	7	1	1	1	0	3	0	10	0	0	.179
Treinen,B	3	4	2.13	35	0	0	24	0	13	38.0	32	11	9	3	2	12	2	42	3	0	.225
OAKLAND	36	37	4.55	73	73	1	72	4	16	647.0	664	356	327	102	22	229	11	515	39	0	.264
OPPONENTS	37	36	4.72	73	73	0	73	1	23	646.2	639	357	339	109	22	260	5	639	40	2	.258

APRIL STATISTICS

PLAYER	AVG	G	AB	R	H	TB	2B	3B	HR	RBI	SH	SF	HP	BB	IBB	SO	SB	CS	GI			E	SLG	OBP
																			DP	DP	DP			
Alonso,Y	.279	23	68	9	19	35	4	0	4	14	0	0	0	8	1	17	0	0	2	1	.515	.355		
Canha,M	.105	6	19	0	2	3	1	0	0	0	0	0	1	0	0	6	0	0	0	2	.158	.150		
Davis,K	.268	24	82	18	22	54	2	0	10	17	0	2	0	15	1	29	1	0	2	0	.659	.374		
Davis,R	.214	15	56	8	12	21	4	1	1	7	0	1	0	4	0	12	1	2	1	2	.375	.262		
Decker,J	.190	14	42	3	8	11	1	1	0	1	2	0	1	7	0	15	1	1	1	1	.262	.320		
Healy,R	.245	25	94	8	23	39	7	0	3	10	0	0	0	4	0	26	0	0	2	1	.415	.276		
Joyce,M	.167	21	66	4	11	19	2	0	2	8	0	2	1	5	0	15	0	1	1	0	.288	.230		
+LaMarre,R	.000	3	7	0	0	0	0	0	0	0	0	0	0	1	0	3	0	0	0	0	.000	.125		
Lowrie,J	.292	24	89	13	26	39	7	0	2	5	0	1	0	9	0	14	0	0	1	1	.438	.354		
+Maxwell	.400	2	5	0	2	2	0	0	0	0	0	0	0	0	0	1	0	0	0	0	.400	.400		
+Olson,M	.000	1	3	0	0	0	0	0	0	0	0	0	0	0	0	2	0	0	0	0	.000	.000		
Phegley,J	.226	11	31	4	7	14	4	0	1	3	0	0	0	0	0	4	0	0	2	1	.452	.226		
+Pinder,C	.235	8	17	1	4	8	1	0	1	2	0	0	0	1	0	5	0	0	0	0	.471	.278		
Plouffe,T	.207	24	82	9	17	30	1	0	4	9	0	1	0	8	0	30	0	0	5	3	.366	.275		
Rosales,A	.259	18	54	5	14	22	2	0	2	6	2	1	1	3	0	19	1	0	2	1	.407	.305		
Semien,M	.171	11	35	5	6	8	2	0	0	1	0	0	1	10	0	11	4	0	1	1	.229	.370		
Vogt,S	.210	18	62	4	13	20	4	0	1	3	0	1	0	2	0	12	0	0	0	3	.323	.231		

+Alcantara	.000	3	0	0	0	0	0	0	0	0	0	0	0	0	0	0	0	0	0	1	.000	.000
Casilla,S	.000	10	0	0	0	0	0	0	0	0	0	0	0	0	0	0	0	0	0	0	.000	.000
+Cotton,J	.000	5	0	0	0	0	0	0	0	0	0	0	0	0	0	0	0	0	0	0	.000	.000
Coulombe,D	.000	9	0	0	0	0	0	0	0	0	0	0	0	0	0	0	0	0	0	0	.000	.000
Doolittle	.000	9	0	0	0	0	0	0	0	0	0	0	0	0	0	0	0	0	0	0	.000	.000
Dull,R	.000	11	0	0	0	0	0	0	0	0	0	0	0	0	0	0	0	0	0	0	.000	.000
Graveman,K	.000	4	0	0	0	0	0	0	0	0	0	0	0	0	0	0	0	0	0	1	.000	.000
Hahn,J	.000	5	0	0	0	0	0	0	0	0	0	0	0	0	0	0	0	0	0	1	.000	.000
Hendriks,L	.000	9	0	0	0	0	0	0	0	0	0	0	0	0	0	0	0	0	0	0	.000	.000
Madson,R	.000	10	0	0	0	0	0	0	0	0	0	0	0	0	0	0	0	0	0	0	.000	.000
Manaea,S	.000	5	0	0	0	0	0	0	0	0	0	0	0	0	0	0	0	0	0	1	.000	.000
+Montas,F	.000	9	0	0	0	0	0	0	0	0	0	0	0	0	0	0	0	0	0	0	.000	.000
Triggs,A	.000	5	0	0	0	0	0	0	0	0	0	0	0	0	0	0	0	0	0	1	.000	.000
Valdez,C	.000	3	0	0	0	0	0	0	0	0	0	0	0	0	0	0	0	0	0	0	.000	.000
PITCHERS	.000	25	0	0	0	0	0	0	0	0	0	0	0	0	0	0	0	0	0	5	.000	.000
OAKLAND	.229	25	812	91	186	325	42	2	31	86	4	9	5	77	2	221	8	4	20	22	.400	.297
OPPONENT	.236	25	828	117	195	296	38	3	19	111	5	6	15	76	2	179	20	5	18	15	.357	.309

PITCHER	W	L	ERA	G	GS	CG	GF	SHO	SV	IP	H	R	ER	HR	HB	BB	IBB	SO	WP	BK	AVG
Casilla,S	0	1	3.60	10	0	0	5	0	4	10.0	4	4	1	0	4	0	8	0	0	0	.129
+Cotton,J	2	3	5.00	5	5	0	0	0	0	27.0	31	18	15	1	1	12	1	19	3	1	.292
Coulombe,	0	0	3.24	9	0	0	3	0	0	8.1	9	3	3	1	0	4	0	3	0	0	.257
Doolittle	0	0	3.52	9	0	0	2	0	1	7.2	5	3	2	0	1	0	11	1	0	0	.185
Dull,R	1	1	4.66	11	0	0	1	0	0	9.2	8	10	5	1	1	5	0	10	1	0	.216
Graveman,	2	1	2.25	4	4	0	0	0	0	24.0	19	6	6	3	1	5	0	16	1	0	.221
Hahn,J	1	2	2.53	5	4	0	1	0	0	32.0	24	10	9	1	1	9	0	26	1	0	.205
Hendriks,	0	0	6.00	9	0	0	2	0	0	9.0	10	6	6	0	0	4	0	8	1	0	.278
Madson,R	0	2	2.00	10	0	0	4	0	1	9.0	10	2	2	0	0	1	1	9	0	0	.286
Manaea,S	1	2	5.18	5	5	0	0	0	0	24.1	17	16	14	1	4	12	0	27	1	0	.191
+Montas,F	0	0	5.79	9	0	0	3	0	0	14.0	18	9	9	3	2	5	0	13	1	0	.316
Triggs,A	4	1	1.84	5	5	0	0	0	0	29.1	21	9	6	1	3	6	0	22	2	0	.194
Valdez,C	0	0	6.48	3	1	0	2	0	0	8.1	9	6	6	1	0	3	0	5	0	0	.273
OAKLAND	11	14	4.14	25	25	0	25	1	6	219.2	195	117	101	19	15	76	2	179	12	2	.236
OPPONENTS	14	11	3.52	25	25	0	25	2	5	220.0	186	91	86	31	5	77	2	221	13	1	.229

MAY STATISTICS

PLAYER	AVG	G	AB	R	H	TB	2B	3B	HR	RBI	SH	SF	HP	BB	IBB	SO	SB	CS	GI			
																			DP	E	SLG	OBP
Alonso,Y	.303	20	66	14	20	53	3	0	10	17	0	0	1	13	2	17	1	0	0	1	.803	.425
Canha,M	.275	17	51	5	14	30	5	1	3	7	0	0	0	4	0	16	1	0	1	2	.588	.327
Davis,K	.186	26	102	12	19	40	3	0	6	15	0	0	1	9	0	36	0	1	1	.392	.259	
Davis,R	.191	24	89	9	17	23	3	0	1	5	0	0	0	5	0	21	5	2	1	0	.258	.234
Decker,J	.250	3	8	1	2	2	0	0	0	0	1	0	0	1	0	2	0	0	0	1	.250	.333
Healy,R	.294	26	102	12	30	53	5	0	6	14	0	0	0	5	0	26	0	1	1	5	.520	.327
Joyce,M	.213	24	75	11	16	30	5	0	3	11	0	1	0	14	0	22	1	0	1	2	.400	.333
Lowrie,J	.291	27	103	19	30	51	9	0	4	11	0	0	2	10	0	20	0	0	3	2	.495	.365
+Maxwell	.143	7	14	2	2	2	0	0	0	0	0	0	0	3	0	5	0	0	1	0	.143	.294
Phegley,J	.219	12	32	1	7	10	0	0	1	3	0	0	0	1	0	6	0	1	0	3	.313	.242
+Pinder,C	.304	18	46	11	14	36	4	0	6	12	0	0	1	5	0	17	1	0	1	2	.783	.385
Plouffe,T	.247	25	81	12	20	30	4	0	2	4	0	0	0	7	1	26	1	1	4	3	.370	.307
Rosales,A	.202	26	84	5	17	24	4	0	1	7	1	1	1	4	0	27	0	0	0	3	.286	.244
Vogt,S	.217	21	60	5	13	23	2	1	2	8	0	0	0	7	0	14	0	1	0	3	.383	.299
Axford,J	.000	4	0	0	0	0	0	0	0	0	0	0	0	0	0	0	0	0	0	0	.000	.000
Casilla,S	.000	10	0	0	0	0	0	0	0	0	0	0	0	0	0	0	0	0	0	0	.000	.000
+Cotton,J	.000	3	0	0	0	0	0	0	0	0	0	0	0	0	0	0	0	0	0	0	.000	.000
Coulombe,D	.000	11	0	0	0	0	0	0	0	0	0	0	0	0	0	0	0	0	0	0	.000	.000
Dull,R	.000	7	0	0	0	0	0	0	0	0	0	0	0	0	0	0	0	0	0	0	.000	.000
Graveman,K	.000	4	0	0	0	0	0	0	0	0	0	0	0	0	0	0	0	0	0	1	.000	.000
Gray,S	.000	6	0	0	0	0	0	0	0	0	0	0	0	0	0	0	0	0	0	0	.000	.000
Hahn,J	.000	4	0	0	0	0	0	0	0	0	0	0	0	0	0	0	0	0	0	0	1.000	.000
Hendriks,L	.000	11	0	0	0	0	0	0	0	0	0	0	0	0	0	0	0	0	0	0	.000	.000
Madson,R	.000	12	0	0	0	0	0	0	0	0	0	0	0	0	0	0	0	0	0	0	.000	.000
Manaea,S	.000	4	0	0	0	0	0	0	0	0	0	0	0	0	0	0	0	0	0	0	.000	.000
Mengden,D	.000	1	0	0	0	0	0	0	0	0	0	0	0	0	0	0	0	0	0	0	.000	.000
+Montas,F	.000	9	0	0	0	0	0	0	0	0	0	0	0	0	0	0	0	0	0	0	.000	.000
Neal,Z	.000	1	0	0	0	0	0	0	0	0	0	0	0	0	0	0	0	0	0	0	.000	.000
Smith,J	.000	8	0	0	0	0	0	0	0	0	0	0	0	0	0	0	0	0	0	0	.000	.000
Triggs,A	.000	5	0	0	0	0	0	0	0	0	0	0	0	0	0	0	0	0	0	0	.000	.000
Valdez,C	.000	1	0	0	0	0	0	0	0	0	0	0	0	0	0	0	0	0	0	0	.000	.000
+Wahl,B	.000	7	0	0	0	0	0	0	0	0	0	0	0	0	0	0	0	0	0	0	.000	.000
PITCHERS	.000	27	0	0	0	0	0	0	0	0	0	0	0	0	0	0	0	0	0	2	.000	.000
OAKLAND	.242	27	913	119	221	407	47	2	45	114	2	2	6	88	3	255	10	6	14	30	.446	.312
OPPONENT	.249	27	902	142	225	375	39	6	33	135	3	10	8	91	1	221	27	11	22	9	.416	.320

PITCHER	W	L	ERA	G	GS	CG	GF	SHO	SV	IP	H	R	ER	HR	HB	BB	IBB	SO	WP	BK	OPP
																					AVG
Axford,J	0	0	8.31	4	0	0	2	0	0	4.1	7	4	4	0	2	0	4	0	0	0	.350
Casilla,S	1	1	5.79	10	0	0	8	0	4	9.1	11	6	6	1	2	5	0	7	0	0	.289
+Cotton,J	1	2	6.48	3	3	0	0	0	0	16.2	13	13	12	6	1	7	0	21	1	0	.217
Coulombe,	0	0	2.16	11	0	0	3	0	0	8.1	5	3	2	1	2	2	0	9	0	0	.172
Dull,R	1	1	9.07	7	0	0	1	0	0	6.0	6	7	6	1	0	4	0	8	4	0	.261
Graveman,	0	1	5.48	4	4	0	0	0	0	23.0	27	14	14	3	1	9	0	16	2	0	.293
Gray,S	2	2	4.72	6	6	0	0	0	0	34.1	33	21	18	5	0	10	0	31	3	0	.248
Hahn,J	0	2	6.11	4	4	0	0	0	0	17.2	22	14	12	0	0	9	0	15	1	0	.301
Hendriks,	1	0	1.46	11	0	0	3	0	0	12.1	8	3	2	1	0	1	0	17	2	0	.167
Madson,R	1	1	1.59	12	0	0	2	0	0	11.1	6	2	2	1	0	3	0	11	0	0	.158
Manaea,S	3	1	2.63	4	4	0	0	0	0	24.0	14	8	7	3	0	7	0	27	1	0	.167
Mengden,D	0	1	13.50	1	1	0	0	0	0	3.1	7	5	5	3	0	1	0	1	0	0	.438
+Montas,F	1	0	3.55	9	0	0	2	0	0	12.2	10	5	5	2	0	8	0	16	0	0	.217
Neal,Z	0	0	0.00	1	0	0	0	0	0	3.0	1	0	0	0	0	1	0	2	0	0	.091
Smith,J	0	0	6.94	8	0	0	5	0	0	11.2	13	10	9	0	0	7	1	5	0	0	.289
Triggs,A	1	3	3.45	5	5	0	0	0	0	28.2	29	19	11	3	1	10	0	23	1	0	.269
Valdez,C	0	0	36.00	1	0	0	0	0	0	1.0	5	4	4	3	0	1	0	0	0	0	.714
+Wahl,B	0	0	4.70	7	0	0	1	0	0	7.2	8	4	4	0	1	4	0	8	2	0	.258
OAKLAND	12	15	4.70	27	27	0	27	0	4	235.1	225	142	123	33	8	91	1	221	17	0	.249
OPPONENTS	15	12	4.28	27	27	0	27	1	7	239.2	221	119	114	45	6	88	3	255	7	1	.242

JUNE STATISTICS

PLAYER	AVG	G	AB	R	H	TB	2B	3B	HR	RBI	SH	SF	HP	BB	IBB	SO	SB	CS	DP	GI			
																				E	SLG	OBP	
Alonso,Y	.267	27	90	17	24	39	6	0	3	7	0	0	0	12	1	26	0	0	0	2	.433	.353	
+Barreto,F	.182	6	22	3	4	7	0	0	1	2	0	0	0	3	0	10	0	0	0	1	.318	.280	
+Brugman,J	.232	20	69	5	16	19	0	0	1	6	0	1	0	9	0	20	1	1	1	0	.275	.316	
Canha,M	.053	6	19	1	1	2	1	0	0	0	0	0	0	0	0	11	0	0	1	1	.105	.053	
+Chapman,M	.214	4	14	2	3	4	1	0	0	3	0	0	0	2	0	7	0	0	0	0	.286	.313	
Davis,K	.299	28	107	17	32	56	9	5	22	0	1	1	12	0	42	3	0	3	0	.523	.372		
Davis,R	.246	23	57	12	14	21	5	1	0	1	0	0	7	0	13	4	0	5	0	.368	.328		
Healy,R	.265	28	113	16	30	66	6	0	10	26	0	1	2	2	0	35	0	0	3	.584	.288		
Joyce,M	.286	25	84	17	24	45	6	0	5	12	0	0	0	16	0	20	0	0	2	.536	.400		
Lowrie,J	.277	24	94	17	26	49	10	2	3	12	0	0	0	11	1	19	0	0	0	.521	.352		
+Maxwell	.385	7	26	4	10	12	2	0	0	2	0	0	0	1	0	7	0	0	1	.462	.407		
+Olson,M	.189	13	37	6	7	20	1	0	4	9	0	0	1	7	0	15	0	0	1	.541	.333		
Phegley,J	.182	18	44	4	8	14	3	0	1	1	0	0	2	3	0	10	0	0	1	.318	.265		
+Pinder,C	.195	21	82	7	16	27	5	0	2	11	0	2	2	3	0	27	0	0	0	.329	.236		
Plouffe,T	.105	9	19	1	2	5	0	0	1	1	0	0	0	1	0	2	0	0	1	.263	.150		
Rosales,A	.250	20	48	4	12	19	4	0	1	11	0	0	0	1	0	15	0	1	0	.396	.265		
Vogt,S	.229	15	35	3	8	13	2	0	1	9	0	0	0	7	1	5	0	0	1	.371	.357		
Axford,J	.000	13	0	0	0	0	0	0	0	0	0	0	0	0	0	0	0	0	0	.000	.000		
+Brady,M	.000	5	0	0	0	0	0	0	0	0	0	0	0	0	0	0	0	0	0	.000	.000		
Casilla,S	.000	9	0	0	0	0	0	0	0	0	0	0	0	0	0	0	0	0	0	.000	.000		
+Cotton,J	.000	5	2	0	0	0	0	0	0	0	0	0	0	0	0	1	0	0	0	.000	.000		
Coulombe,D	.000	12	0	0	0	0	0	0	0	0	0	0	0	0	0	0	0	0	0	1	.000	.000	
Doolittle	.000	8	0	0	0	0	0	0	0	0	0	0	0	0	0	0	0	0	0	0	.000	.000	
+Gossett,D	1.000	4	1	1	1	1	0	0	0	0	1	0	0	0	0	0	0	0	0	0	.000	1.000	
Gray,S	.000	6	0	0	0	0	0	0	0	0	0	0	0	0	0	0	0	0	0	1	.000	.000	
Hahn,J	.000	5	0	0	0	0	0	0	0	0	0	0	0	0	0	0	0	0	0	0	.000	.000	
Hendriks,L	.000	14	0	0	0	0	0	0	0	0	0	0	0	0	0	0	0	0	0	0	.000	.000	
Madson,R	.000	10	0	0	0	0	0	0	0	0	0	0	0	0	0	0	0	0	0	0	.000	.000	
Manaea,S	.000	5	0	0	0	0	0	0	0	0	0	0	0	0	0	0	0	0	0	0	.000	.000	
Mengden,D	.000	1	0	0	0	0	0	0	0	0	0	0	0	0	0	0	0	0	0	0	.000	.000	
+Montas,F	.000	3	0	0	0	0	0	0	0	0	0	0	0	0	0	0	0	0	0	0	.000	.000	
Neal,Z	.000	4	0	0	0	0	0	0	0	0	0	0	0	0	0	0	0	0	0	0	.000	.000	
Smith,J	.000	10	0	0	0	0	0	0	0	0	0	0	0	0	0	0	0	0	0	0	.000	.000	
Triggs,A	.000	2	0	0	0	0	0	0	0	0	0	0	0	0	0	0	0	0	0	0	.000	.000	
PITCHERS	.333	28	3	1	1	1	0	0	0	0	1	0	0	0	0	0	0	0	0	2	.333	.333	
OAKLAND	.247	28	963	137	238	419	61	3	38	134	2	5	8	97	3	285	8	2	20	19	.435	.320	
OPPONENT	.283	28	985	168	279	485	59	6	45	162	2	14	11	85	3	226	20	6	20	13	.492	.342	
OPP																							
PITCHER	W	L	ERA	G	GS	CG	GF	SHO	SV	IP	H	R	ER	HR	HB	BB	IBB	SO	WP	BK	AVG		
Axford,J	0	0	4.73	13	0	0	3	0	0	13.1	15	8	7	2	2	8	0	13	1	0	.283		
+Brady,M	0	0	4.32	5	0	0	4	0	0	8.1	7	4	4	2	1	2	1	8	0	0	.241		
Casilla,S	0	0	3.00	9	0	0	7	0	6	9.0	11	3	3	1	0	3	1	11	0	0	.306		
+Cotton,J	2	2	4.18	5	5	0	0	0	0	28.0	25	17	13	6	1	11	0	22	1	0	.240		
Coulombe,	1	1	0.84	12	0	0	0	0	0	10.2	6	2	1	0	1	3	0	9	0	0	.176		
Doolittle	0	0	2.25	8	0	0	3	0	2	8.0	3	2	2	0	0	1	0	11	0	0	.107		
+Gossett,D	1	3	5.57	4	4	0	0	0	0	21.0	24	16	13	5	0	3	0	13	1	0	.273		
Gray,S	1	2	3.52	6	6	0	0	0	0	38.1	34	19	15	2	1	13	0	38	2	0	.238		
Hahn,J	2	2	9.00	5	5	0	0	0	0	20.0	32	22	20	3	2	9	0	14	0	0	.372		
Hendriks,L	2	1	7.30	14	0	0	3	0	0	12.1	16	10	10	3	0	6	0	20	1	0	.308		
Madson,R	0	1	3.48	10	0	0	0	0	0	10.1	7	4	4	1	1	2	1	11	0	0	.189		
Manaea,S	3	1	3.82	5	5	0	0	0	0	30.2	34	13	13	3	1	12	0	30	2	0	.281		
Mengden,D	0	0	7.71	1	1	0	0	0	0	4.2	6	4	4	1	0	2	0	2	1	0	.316		
+Montas,F	0	1	36.00	3	0	0	0	0	0	2.0	8	8	8	4	1	2	0	1	0	0	.571		
Neal,Z	0	0	10.97	4	0	0	3	0	0	10.2	18	13	13	5	0	0	0	8	0	0	.360		
Smith,J	0	0	6.57	10	0	0	5	0	0	12.1	15	9	9	2	0	5	0	10	1	0	.294		
Triggs,A	0	2	17.18	2	2	0	0	0	0	7.1	18	14	14	5	0	3	0	5	2	0	.450		
OAKLAND	12	16	5.57	28	28	0	28	1	8	247.0	279	168	153	45	11	85	3	226	12	0	.283		
OPPONENTS	16	12	4.78	28	28	0	28	1	7	248.2	238	137	132	38	8	97	3	285	12	1	.247		

JULY STATISTICS

PLAYER	AVG	G	AB	R	H	TB	2B	3B	HR	RBI	SH	SF	HP	BB	IBB	SO	SB	CS	GI			
																			DP	E	SLG	OBP
Alonso,Y	.227	26	88	11	20	39	4	0	5	10	0	0	1	15	1	27	0	0	4	1	.443	.346
+Barreto,F	.200	5	20	3	4	9	0	1	1	2	0	0	0	1	0	8	2	0	2	.450	.238	
+Brugman,J	.333	21	57	5	19	26	1	0	2	6	0	0	6	1	13	0	1	0	0	.456	.397	
+Chapman,M	.193	24	83	9	16	41	5	1	6	9	0	1	1	6	0	29	0	1	0	3	.494	.253
Davis,K	.207	26	92	16	19	45	5	0	7	17	0	2	0	15	0	34	0	0	8	0	.489	.312
Davis,R	.317	24	60	14	19	28	3	0	2	5	0	0	7	0	14	9	2	0	0	.467	.388	
Healy,R	.219	21	73	4	16	19	3	0	0	10	0	0	1	4	0	15	0	0	4	0	.260	.269
Joyce,M	.221	25	86	16	19	33	5	0	3	8	0	1	1	16	0	15	1	0	2	0	.384	.346
Lavarnway,	.143	4	7	0	1	2	1	0	0	2	0	0	0	1	0	3	0	0	0	1	.286	.250
Lowrie,J	.220	26	91	6	20	27	4	0	1	7	0	0	0	13	0	20	0	1	2	1	.297	.317
+Maxwell	.179	22	56	4	10	17	4	0	1	9	0	1	0	14	0	13	0	0	3	0	.304	.338
+Olson,M	.273	4	11	0	3	3	0	0	0	0	0	0	0	1	0	5	0	0	0	0	.273	.333
Phegley,J	.200	6	20	3	4	6	2	0	0	0	0	0	0	1	0	3	0	0	1	1	.300	.238
+Pinder,C	.000	1	0	1	0	0	0	0	0	0	0	0	0	0	0	0	0	0	0	0	.000	.000
Rosales,A	.263	7	19	1	5	6	1	0	0	3	0	1	0	2	0	5	0	0	0	3	.316	.318
Semien,M	.262	21	84	15	22	37	3	0	4	14	0	1	0	9	0	21	3	0	2	2	.440	.330

Axford,J	.000	5	0	0	0	0	0	0	0	0	0	0	0	0	0	0	0	0	0	0	.000	.000
+Blackburn,	.000	6	3	0	0	0	0	0	0	0	0	0	0	0	2	0	0	0	0	0	.000	.000
+Brady,M	.000	2	0	0	0	0	0	0	0	0	0	0	0	0	0	0	0	0	0	0	.000	.000
Casilla,S	.000	12	0	0	0	0	0	0	0	0	0	0	0	0	0	0	0	0	0	0	.000	.000
+Castro,S	.000	5	0	0	0	0	0	0	0	0	0	0	0	0	0	0	0	0	0	0	.000	.000
+Cotton,J	.000	2	0	0	0	0	0	0	0	0	0	0	0	0	0	0	0	0	0	0	.000	.000
Coulombe,D	.000	13	0	0	0	0	0	0	0	0	0	0	0	0	0	0	0	0	0	0	.000	.000
Doolittle,	.000	6	0	0	0	0	0	0	0	0	0	0	0	0	0	0	0	0	0	0	.000	.000
Dull,R	.000	3	0	0	0	0	0	0	0	0	0	0	0	0	0	0	0	0	0	0	.000	.000
+Gossett,D	.000	5	1	0	0	0	0	0	0	0	1	0	0	0	0	1	0	0	0	0	.000	.000
Gray,S	.000	4	0	0	0	0	0	0	0	0	0	0	0	0	0	0	0	0	0	0	1.000	.000
Hendriks,L	.000	13	0	0	0	0	0	0	0	0	0	0	0	0	0	0	0	0	0	0	.000	.000
Madson,R	.000	8	0	0	0	0	0	0	0	0	0	0	0	0	0	0	0	0	0	0	.000	.000
Manaea,S	.000	5	1	0	0	0	0	0	0	1	0	0	1	0	1	0	0	0	0	0	.000	.500
+Montas,F	.000	2	0	0	0	0	0	0	0	0	0	0	0	0	0	0	0	0	0	0	.000	.000
Neal,Z	.000	1	0	0	0	0	0	0	0	0	0	0	0	0	0	0	0	0	0	0	.000	.000
Smith,C	.000	4	0	0	0	0	0	0	0	0	0	0	0	0	0	0	0	0	0	0	1.000	.000
Smith,J	.000	3	0	0	0	0	0	0	0	0	0	0	0	0	0	0	0	0	0	0	.000	.000
Treinen,B	.000	9	0	0	0	0	0	0	0	0	0	0	0	0	0	0	0	0	0	0	.000	.000
PITCHERS	.000	26	5	0	0	0	0	0	2	0	0	2	0	1	0	4	0	0	2	.000	.167	
OAKLAND	.231	26	852	108	197	338	41	2	32	102	2	7	4	112	2	229	15	5	26	16	.397	.321
OPPONENT	.248	26	886	112	220	376	57	3	31	108	4	5	6	80	1	200	12	8	23	8	.424	.313

PITCHER	W	L	ERA	G	GS	CG	GF	SHO	SV	IP	H	R	ER	HR	HB	BB	IBB	SO	WP	BK	OPP
																					AVG
Axford,J	0	1	10.80	5	0	0	3	0	0	3.1	5	4	4	1	0	7	0	4	0	0	.357
+Blackburn	2	1	3.05	6	6	0	0	0	0	38.1	32	14	13	3	1	11	0	16	1	0	.230
+Brady,M	0	0	0.00	2	0	0	1	0	0	3.0	4	2	0	0	1	0	0	2	0	0	.308
Casilla,S	1	3	5.23	12	0	0	8	0	2	10.1	14	7	6	2	0	3	0	11	1	0	.311
+Castro,S	0	1	2.57	5	0	0	3	0	0	7.0	5	2	2	2	1	1	0	9	0	0	.200
+Cotton,J	0	1	9.35	2	2	0	0	0	0	8.2	12	9	9	2	0	7	0	10	1	1	.343
Coulombe,	1	0	4.00	13	0	0	2	0	0	9.0	11	4	4	1	1	2	0	9	2	0	.314
Doolittle	1	0	4.76	6	0	0	1	0	0	5.2	4	3	3	1	0	0	0	9	0	0	.190
Dull,R	0	0	0.00	3	0	0	0	0	0	2.2	2	0	0	0	0	1	0	3	0	0	.222
+Gossett,D	1	3	5.88	5	5	0	0	0	0	26.0	35	18	17	6	0	8	0	20	5	0	.315
Gray,S	3	1	1.48	4	4	0	0	0	0	24.1	17	8	4	1	0	7	0	25	2	0	.187
Hendriks,	0	1	7.59	13	0	0	2	0	0	10.2	9	9	9	2	0	8	0	13	1	0	.225
Madson,R	1	0	1.04	8	0	0	2	0	0	8.2	2	1	1	0	1	0	0	8	0	0	.087
Manaea,S	1	1	3.71	5	5	0	0	0	0	34.0	36	14	14	4	1	7	1	26	0	0	.277
+Montas,F	0	0	8.10	2	0	0	0	0	0	3.1	3	3	3	1	0	5	0	6	0	0	.250
Neal,Z	0	0	0.00	1	0	0	1	0	0	1.0	0	0	0	0	0	0	0	1	0	0	.000
Smith,C	0	1	4.13	4	4	0	0	0	0	24.0	22	12	11	4	0	9	0	14	2	0	.237
Smith,J	1	0	0.00	3	0	0	2	0	0	5.0	3	0	0	0	1	0	5	0	0	0	.176
Treinen,B	0	0	0.96	9	0	0	1	0	1	9.1	4	2	1	1	0	3	0	10	1	0	.129
OAKLAND	12	14	3.88	26	26	0	26	1	3	234.1	220	112	101	31	6	80	1	200	17	1	.248
OPPONENTS	14	12	4.14	26	26	0	26	1	8	232.2	197	108	107	32	4	112	2	229	14	2	.231

AUGUST STATISTICS

PLAYER	AVG	G	AB	R	H	TB	2B	3B	HR	RBI	SH	SF	HP	BB	IBB	SO	SB	CS	GI			E	SLG	OBP
																			DP	DP	DP			
Alonso,Y	.286	4	7	1	2	2	0	0	0	1	0	0	0	2	1	1	0	0	0	0	1	.286	.444	
+Brugman,J	.176	7	17	2	3	4	1	0	0	0	0	0	0	3	0	5	0	0	0	2	.235	.300		
Canha,M	.250	9	24	2	6	10	1	0	1	3	0	0	1	1	0	7	1	0	0	0	.417	.308		
+Chapman,M	.277	27	94	15	26	48	10	0	4	15	0	1	0	11	0	32	0	1	1	6	.511	.349		
Davis,K	.200	25	95	14	19	49	4	1	8	20	0	1	3	11	0	34	0	0	1	0	.516	.300		
Davis,R	.211	14	38	6	8	13	2	0	1	1	0	0	0	3	1	10	7	0	3	0	.342	.268		
Garneau,D	.154	13	26	3	4	8	1	0	1	3	0	0	0	4	1	8	0	0	1	0	.308	.267		
Healy,R	.290	25	100	16	29	45	4	0	4	11	0	0	1	3	0	20	0	0	2	0	.450	.317		
Joyce,M	.259	22	81	17	21	51	9	0	7	18	0	2	0	8	0	22	2	0	4	3	.630	.319		
Lavarney,M	.500	2	4	0	2	2	0	0	0	0	0	0	1	0	0	0	0	0	1	0	.500	.600		
Lowrie,J	.265	26	98	13	26	42	10	0	2	14	0	1	0	12	1	13	0	0	1	1	.429	.342		
+Maxwell	.246	21	61	2	15	21	3	0	1	6	0	1	0	6	0	17	0	0	3	0	.344	.309		
+Olson,M	.305	19	59	10	18	39	0	0	7	14	0	0	1	4	0	17	0	0	4	0	.661	.359		
+Pinder,C	.267	22	75	8	20	31	2	0	3	6	0	1	0	5	0	17	0	1	4	1	.413	.309		
+Powell,B	.311	16	45	9	14	19	2	0	1	1	0	0	0	7	0	10	0	1	0	0	.422	.404		
Semien,M	.283	26	106	14	30	42	7	1	1	10	0	1	0	11	0	28	2	1	0	4	.396	.347		
+Blackburn	.000	4	0	0	0	0	0	0	0	0	0	0	0	0	0	0	0	0	0	0	.000	.000		
+Brady,M	.000	4	0	0	0	0	0	0	0	0	0	0	0	0	0	0	0	0	0	0	.000	.000		
Casilla,S	.000	11	0	0	0	0	0	0	0	0	0	0	0	0	0	0	0	0	0	0	.000	.000		
+Castro,S	.000	11	0	0	0	0	0	0	0	0	0	0	0	0	0	0	0	0	0	0	.000	.000		
+Cotton,J	.000	5	0	0	0	0	0	0	0	0	0	0	0	0	0	0	0	0	0	0	.000	.000		
Coulombe,D	.000	14	0	0	0	0	0	0	0	0	0	0	0	0	0	0	0	0	0	0	.000	.000		
Dull,R	.000	14	0	0	0	0	0	0	0	0	0	0	0	0	0	0	0	0	0	0	.000	.000		
+Gossett,D	.000	3	3	0	0	0	0	0	0	0	0	0	0	0	0	3	0	0	0	0	.000	.000		
Graveman,K	.000	6	0	0	0	0	0	0	0	0	0	0	0	0	0	0	0	0	0	0	.000	.000		
Hatcher,C	.000	8	0	0	0	0	0	0	0	0	0	0	0	0	0	0	0	0	0	0	.000	.000		
Hendriks,L	.000	10	0	0	0	0	0	0	0	0	0	0	0	0	0	0	0	0	0	0	.000	.000		
Manaea,S	.000	5	0	0	0	0	0	0	0	0	0	0	0	0	0	0	0	0	0	0	.000	.000		
Smith,C	.000	5	1	0	0	0	0	0	0	0	0	0	0	0	0	0	0	0	0	0	.000	.000		
Smith,J	.000	5	0	0	0	0	0	0	0	0	0	0	0	0	0	0	0	0	0	0	.000	.000		
Treinen,B	.000	12	0	0	0	0	0	0	0	0	0	0	0	0	0	0	0	0	0	0	.000	.000		
PITCHERS	.000	27	4	0	0	0	0	0	0	0	0	0	0	0	3	0	0	0	0	0	.000	.000		
OAKLAND	.260	27	934	132	243	426	56	2	41	123	0	8	7	91	3	244	12	4	25	18	.456	.328		
OPPONENT	.285	27	948	155	270	462	53	5	43	148	1	6	10	78	6	173	14	8	22	17	.487	.344		

PITCHER	W	L	ERA	G	GS	CG	GF	SHO	SV	IP	H	R	ER	HR	HB	BB	IBB	SO	WP	BK	OPP
																					AVG
+Blackburn	1	0	3.54	4	4	0	0	0	0	20.1	26	8	8	2	0	5	0	6	0	0	.317
+Brady,M	0	0	6.08	4	0	0	3	0	0	13.1	14	9	9	4	2	3	1	11	1	0	.275
Casilla,S	1	0	3.72	11	0	0	3	0	0	9.2	9	4	4	1	2	3	0	12	1	0	.243
+Castro,S	1	1	3.31	11	0	0	2	0	0	16.1	11	7	6	2	0	7	0	12	0	0	.193
+Cotton,J	2	2	5.16	5	5	0	0	0	0	29.2	31	20	17	6	1	8	0	19	3	0	.263
Coulombe,D	0	1	9.00	14	0	0	1	0	0	9.0	9	9	9	1	0	6	0	4	3	0	.265
Dull,R	0	0	5.73	14	0	0	2	0	0	11.0	10	7	7	4	2	4	1	12	1	0	.244
+Gossett,D	1	1	3.86	3	3	0	0	0	0	18.2	20	9	8	1	0	5	0	17	2	0	.286
Graveman,K	2	2	5.57	6	6	0	0	0	0	32.1	44	21	20	4	1	9	1	24	1	0	.331
Hatcher,C	0	1	5.14	8	0	0	1	0	0	7.0	9	4	4	1	0	5	1	8	0	0	.300
Hendriks,L	0	0	2.00	10	0	0	1	0	0	9.0	9	5	2	0	0	4	0	9	0	0	.243
Manaea,S	1	3	9.17	5	5	0	0	0	0	17.2	34	23	18	5	1	6	0	7	2	0	.391
Smith,C	0	3	8.49	5	4	0	1	0	0	23.1	26	24	22	9	1	8	1	12	1	0	.277
Smith,J	1	1	1.50	5	0	0	3	0	0	6.0	4	1	1	1	0	2	0	5	0	0	.182
Treinen,B	1	1	2.45	12	0	0	10	0	6	14.2	14	4	4	2	0	3	1	15	0	0	.255
OAKLAND	11	16	5.26	27	27	0	27	1	6	238.0	270	155	139	43	10	78	6	173	15	0	.285
OPPONENTS	16	11	4.44	27	27	0	27	1	10	241.0	243	132	119	41	7	91	3	244	15	0	.260

SEPTEMBER STATISTICS

REVIEW

PLAYER	AVG	G	AB	R	H	TB	2B	3B	HR	RBI	SH	SF	HP	BB	IBB	SO	SB	CS	GI			
																			DP	E	SLG	OBP
+Barreto,F	.192	13	26	4	5	8	1	1	0	1	0	0	0	0	0	13	0	0	1	1	.308	.192
Canha,M	.214	18	56	7	12	19	4	0	1	4	0	1	4	2	0	15	0	0	3	0	.339	.286
+Chapman,M	.232	28	95	12	22	42	6	1	4	12	0	0	1	12	0	23	0	1	1	4	.442	.324
Davis,K	.321	23	84	13	27	50	5	0	6	18	0	1	1	11	0	19	0	0	5	0	.595	.402
Garneau,D	.143	5	14	1	2	2	0	0	0	0	0	0	0	4	0	4	0	0	0	1	.143	.333
Healy,R	.300	23	90	10	27	36	3	0	2	7	0	1	0	5	0	19	0	0	4	0	.400	.333
Joyce,M	.299	24	77	13	23	44	6	0	5	11	0	1	0	7	0	19	0	0	0	1	.571	.353
Lowrie,J	.318	25	88	18	28	44	8	1	2	18	0	1	0	18	0	13	0	0	2	0	.500	.430
+Maxwell	.228	17	57	9	13	19	3	0	1	5	1	0	0	7	0	20	0	0	2	0	.333	.313
+Nunez,R	.200	8	15	1	3	6	0	0	1	3	0	0	0	1	0	8	0	0	0	0	.400	.250
+Olson,M	.266	22	79	17	21	61	1	0	13	22	0	0	3	10	1	21	0	0	1	2	.772	.370
Phegley,J	.182	10	22	2	4	6	2	0	0	3	0	1	0	4	0	3	0	0	0	0	.273	.296
+Pinder,C	.210	17	62	8	13	27	3	1	3	11	0	0	2	4	0	26	1	0	2	1	.435	.279
+Powell,B	.333	13	36	9	12	21	3	0	2	9	0	2	0	2	0	11	0	0	1	1	.583	.350
Semien,M	.232	26	112	18	26	48	7	0	5	15	1	1	1	8	0	24	3	0	0	2	.429	.287
Smolinski,J	.250	15	24	1	6	6	0	0	0	0	0	0	1	0	0	6	0	0	0	0	.250	.280
+Wendle,J	.308	8	13	3	4	8	1	0	1	5	0	0	0	1	1	3	0	0	0	0	.615	.357
+Alcantara,	.000	5	0	0	0	0	0	0	0	0	0	0	0	0	0	0	0	0	0	0	.000	.000
+Brady,M	.000	5	0	0	0	0	0	0	0	0	0	0	0	0	0	0	0	0	0	0	.000	.000
Casilla,S	.000	11	0	0	0	0	0	0	0	0	0	0	0	0	0	0	0	0	0	1	.000	.000
+Castro,S	.000	10	0	0	0	0	0	0	0	0	0	0	0	0	0	0	0	0	0	1	.000	.000
+Cotton,J	.000	4	0	0	0	0	0	0	0	0	0	0	0	0	0	0	0	0	0	0	.000	.000
Coulombe,D	.000	13	0	0	0	0	0	0	0	0	0	0	0	0	0	0	0	0	0	0	.000	.000
Dull,R	.000	14	0	0	0	0	0	0	0	0	0	0	0	0	0	0	0	0	0	0	.000	.000
+Gossett,D	.000	6	0	0	0	0	0	0	0	0	0	0	0	0	0	0	0	0	0	0	.000	.000
Graveman,K	.000	5	1	0	0	0	0	0	0	0	0	0	0	0	1	0	0	0	0	0	.000	.000
Hatcher,C	.000	14	0	0	0	0	0	0	0	0	0	0	0	0	0	0	0	0	0	0	.000	.000
Hendriks,L	.000	13	0	0	0	0	0	0	0	0	0	0	0	0	0	0	0	0	0	1	.000	.000
Manaea,S	.000	5	2	0	0	0	0	0	0	0	0	0	0	0	1	0	0	0	0	0	.000	.000
Mengden,D	.500	4	2	1	1	1	0	0	0	0	1	0	0	1	0	0	0	0	0	0	.500	.667
+Moll,S	.000	11	0	0	0	0	0	0	0	0	0	0	0	0	0	0	0	0	0	0	.000	.000
Smith,C	.000	5	0	0	0	0	0	0	0	0	0	0	0	0	0	0	0	0	0	0	.000	.000
Treinen,B	.000	13	0	0	0	0	0	0	0	0	0	0	0	0	0	0	0	0	0	0	.000	.000
PITCHERS	.200	28	5	1	1	1	0	0	0	0	1	0	0	1	0	2	0	0	0	3	.200	.333
OAKLAND	.261	28	955	147	249	448	53	4	46	144	3	9	13	97	2	249	4	1	22	16	.469	.334
OPPONENT	.259	28	954	130	247	426	52	5	39	127	2	5	11	91	4	193	18	4	20	17	.447	.329

PITCHER	W	L	ERA	G	GS	CG	GF	SHO	SV	IP	H	R	ER	HR	HB	BB	IBB	SO	WP	BK	OPP
																					AVG
+Alcantara	1	1	3.18	5	3	0	0	0	0	17.0	12	6	6	2	1	7	1	10	0	0	.197
+Brady,M	0	0	9.00	5	0	0	4	0	0	7.0	8	7	7	1	1	1	0	3	0	0	.276
Casilla,S	1	0	4.22	11	0	0	2	0	0	10.2	9	5	5	2	2	4	0	8	1	0	.243
+Castro,S	0	1	6.59	10	0	0	2	0	0	13.2	16	11	10	3	1	6	0	14	1	0	.296
+Cotton,J	2	0	6.63	4	4	0	0	0	0	19.0	21	14	14	7	0	8	0	14	0	0	.280
Coulombe,	0	0	1.42	13	0	0	1	0	0	6.1	6	1	1	0	0	5	1	5	0	0	.240
Dull,R	0	0	4.26	14	0	0	0	0	0	12.2	11	6	6	1	0	2	0	12	0	0	.234
+Gossett,D	1	4	8.42	6	6	0	0	0	0	25.2	37	24	24	9	0	15	0	22	2	0	.336
Graveman,	2	0	3.12	5	5	0	0	0	0	26.0	24	9	9	2	1	9	0	14	1	0	.250
Hatcher,C	1	0	1.80	14	0	0	1	0	1	15.0	9	3	3	2	0	4	1	11	0	0	.170
Hendriks,	1	0	0.84	13	0	0	2	0	1	10.2	5	1	1	1	0	0	0	11	1	0	.139
Manaea,S	3	2	3.54	5	5	0	0	0	0	28.0	32	14	11	2	3	11	0	23	2	0	.286
Mengden,D	2	1	1.93	4	4	1	0	1	0	28.0	19	7	6	2	0	5	0	18	1	0	.194
+Moll,S	0	0	10.80	11	0	0	1	0	0	6.2	13	8	8	2	0	3	0	7	0	0	.406
Smith,C	0	0	9.72	5	1	0	2	0	0	8.1	12	9	9	3	0	5	0	5	0	0	.324
Treinen,B	2	3	2.77	13	0	0	12	0	5	13.0	13	5	4	0	2	6	1	16	2	0	.250
OAKLAND	16	12	4.51	28	28	0	27	2	7	247.2	247	130	124	39	11	91	4	193	11	0	.259
OPPONENTS	12	16	5.19	28	28	0	28	0	7	246.1	249	147	142	46	13	97	2	249	11	0	.261

STATS AT HOME

BATTER	AVG	G	AB	R	H	2B	3B	HR	RBI	SH	SF	HP	BB	SO	SB	CS	DP	E
Alonso,Y	.289	51	152	30	44	10	0	15	30	0	0	2	22	41	0	0	2	6
SEASON TOTAL	.273	69	209	35	57	11	0	17	36	0	0	2	29	55	0	0	4	9
Barreto,F	.219	13	32	6	7	1	2	1	3	0	0	0	2	14	2	0	0	3
Brugman,J	.254	24	67	7	17	0	0	2	8	0	0	0	11	19	0	1	1	0
Canha,M	.207	28	82	8	17	4	1	3	6	0	1	3	4	23	0	0	2	2
Chapman,M	.284	43	148	25	42	10	2	8	24	0	1	2	14	47	0	3	1	4
Davis,K	.253	79	288	56	73	16	1	26	68	0	6	1	40	91	1	0	13	0
Davis,R	.264	55	174	33	46	13	2	3	13	1	0	0	11	39	15	4	6	2
SEASON TOTAL	.272	63	195	37	53	15	2	3	15	1	0	1	11	43	16	5	7	3
Decker,J	.214	10	28	3	6	1	1	0	1	2	0	1	4	9	1	0	0	1
Garneau,D	.087	9	23	2	2	1	0	0	0	0	0	0	3	8	0	0	1	0
SEASON TOTAL	.133	21	60	4	8	3	0	1	4	0	0	0	4	19	0	0	2	0
Healy,R	.296	73	270	37	80	15	0	14	42	0	1	2	14	67	0	0	8	7
Joyce,M	.255	70	216	39	55	19	0	11	34	0	5	0	38	55	2	1	4	5
Lavarnway,R	.333	4	6	0	2	1	0	0	2	0	0	0	1	3	0	0	0	1
Lowrie,J	.287	77	289	44	83	25	1	8	35	0	1	2	33	55	0	0	2	2
Maxwell,B	.198	36	106	10	21	6	0	0	10	0	2	0	13	30	0	0	3	0
Nunez,R	.286	3	7	0	2	0	0	0	0	0	0	0	0	3	0	0	0	0
Olson,M	.290	27	93	20	27	2	0	12	23	0	0	1	7	26	0	0	2	0
Phegley,J	.181	29	83	9	15	7	0	0	5	0	0	1	6	14	0	1	4	3
Pinder,C	.221	45	145	20	32	9	1	10	28	0	3	2	6	39	1	0	4	3
Plouffe,T	.255	30	94	12	24	4	0	6	12	0	0	0	9	31	1	0	5	5
SEASON TOTAL	.216	54	153	17	33	5	0	7	15	0	0	1	19	52	1	1	7	7
Powell,B	.302	15	43	13	13	3	0	2	8	0	1	0	5	12	0	0	1	1
SEASON TOTAL	.250	31	68	17	17	3	0	2	10	1	1	0	10	19	0	0	1	1
Rosales,A	.207	37	111	8	23	7	0	2	19	2	2	0	5	38	0	0	2	8
SEASON TOTAL	.196	54	148	12	29	8	0	3	21	2	3	2	5	54	0	0	4	9
Semien,M	.257	40	152	28	39	10	1	5	24	1	3	0	24	36	6	1	0	4
Smolinski,J	.300	5	10	1	3	0	0	0	0	0	0	0	2	0	0	0	0	0
Vogt,S	.191	26	68	5	13	3	0	1	7	0	1	0	10	15	0	1	0	1
SEASON TOTAL	.258	49	132	15	34	7	0	6	17	0	1	0	13	29	0	1	0	4
Wendle,J	.400	3	5	1	2	1	0	0	1	0	0	0	1	2	0	0	0	0
PITCHERS	.000	81	0	0	0	0	0	0	0	0	0	0	0	0	0	0	0	0
TOTALS	.256	81	2692	417	688	168	12	129	403	6	27	17	283	719	29	12	61	58

PITCHER	ERA	W	L	G	GS	CG	SHO	SV	IP	AB	H	R	ER	HR	HB	BB	SO	WP	AVG
Alcantara,R	3.75	1	0	4	1	0	0	0	12.0	42	9	7	5	1	2	6	7	0	.214
Axford,J	5.06	0	1	11	0	0	0	0	10.2	45	13	6	6	3	1	7	11	0	.289
Blackburn,P	5.14	1	0	5	5	0	0	0	28.0	113	34	17	16	3	1	11	17	1	.301
Brady,M	4.22	0	0	7	0	0	0	0	21.1	79	20	12	10	4	4	3	14	1	.253
Casilla,S	3.45	3	3	33	0	0	0	8	31.1	119	28	13	12	1	0	13	34	2	.235
Castro,S	2.65	0	0	12	0	0	0	0	17.0	61	13	6	5	2	1	5	14	1	.213
Cotton,J	6.98	4	6	13	13	0	0	0	69.2	277	77	56	54	18	2	29	61	5	.278
Coulombe,D	2.25	2	0	39	0	0	0	0	32.0	117	27	8	8	1	1	10	25	2	.231
Doolittle,S	4.97	0	0	14	0	0	0	2	12.2	48	10	7	7	2	0	1	20	1	.208
SEASON TOTAL	4.39	1	0	28	0	0	0	11	26.2	105	25	13	13	4	0	4	35	3	.238
Duill,R	3.60	2	1	24	0	0	0	0	25.0	87	14	13	10	4	1	8	29	3	.161
Gossett,D	6.06	1	4	6	6	0	0	0	32.2	137	42	23	22	9	0	9	27	5	.307
Graveman,K	2.94	5	0	11	11	0	0	0	67.1	258	71	23	22	6	3	19	48	2	.275
Gray,S	3.08	5	2	10	10	0	0	0	61.1	226	47	24	21	3	1	20	58	4	.208
SEASON TOTAL	3.90	7	5	15	15	0	0	0	90.0	336	72	42	39	11	3	32	87	8	.214
Hahn,J	7.30	3	2	6	6	0	0	0	24.2	102	31	23	20	3	2	15	18	0	.304
Hatcher,C	2.45	1	0	11	0	0	0	1	11.0	40	8	3	3	1	0	4	6	0	.200
SEASON TOTAL	2.90	1	1	24	0	0	0	1	31.0	119	29	10	10	4	0	10	29	1	.244
Hendriks,L	2.33	3	0	40	0	0	0	0	38.2	142	25	12	10	2	0	13	50	4	.176
Madson,R	2.22	1	2	25	0	0	0	1	24.1	83	15	6	6	1	1	4	22	0	.181
SEASON TOTAL	2.10	3	2	35	0	0	0	2	34.1	118	22	8	8	1	2	4	34	0	.186
Manaea,S	4.19	6	3	13	13	0	0	0	68.2	272	72	38	32	5	4	28	65	2	.265
Mengden,D	5.40	0	1	3	3	0	0	0	16.2	62	16	11	10	3	0	7	9	1	.258
Moll,S	11.57	0	0	5	0	0	0	0	2.1	11	5	3	3	1	0	3	3	0	.455
Montas,F	6.88	1	1	12	0	0	0	0	17.0	68	21	13	13	5	3	9	19	0	.309
Neal,Z	18.90	0	0	1	0	0	0	0	3.1	19	9	7	7	3	0	0	1	0	.474
Smith,C	6.51	0	1	6	5	0	0	0	27.2	107	27	21	20	3	1	10	17	0	.252
Smith,J	4.63	1	1	18	0	0	0	0	23.1	90	22	13	12	3	0	9	17	1	.244
Treinen,B	3.38	3	3	17	0	0	0	6	18.2	70	16	7	7	2	2	6	22	1	.229
SEASON TOTAL	3.61	3	4	39	0	0	0	8	42.1	159	39	17	17	3	5	13	42	2	.245
Triggs,A	5.15	3	4	7	7	0	0	0	36.2	148	40	27	21	4	1	13	29	3	.270
Valdez,C	6.75	0	0	1	1	0	0	0	4.0	16	5	3	3	0	0	2	4	0	.313
SEASON TOTAL	7.50	1	0	3	3	0	0	0	12.0	50	17	11	10	1	0	4	10	0	.340
Wahl,B	3.00	0	0	4	0	0	0	0	6.0	23	5	2	2	0	0	2	5	2	.217
TOTALS	4.44	46	35	81	81	0	2	18	744.0	2862	722	404	367	99	31	266	652	41	.252

STATS ON THE ROAD

BATTER	AVG	G	AB	R	H	2B	3B	HR	RBI	SH	SF	HP	BB	SO	SB	CS	DP	E	
Alonso,Y	.246	49	167	22	41	7	0	7	19	0	0	0	28	47	1	0	4	0	
SEASON TOTAL	.260	73	242	37	63	11	0	11	31	0	0	0	39	63	2	0	5	1	
Barreto,F	.179	12	39	4	7	0	0	1	3	0	0	0	3	19	0	0	1	1	
Brugman,J	.276	24	76	5	21	2	0	1	4	0	1	0	7	19	1	1	0	2	
Canha,M	.209	29	91	8	19	9	0	2	8	0	0	3	3	33	2	0	3	3	
Chapman,M	.183	41	142	14	26	13	0	6	16	0	1	0	18	45	0	0	1	9	
Davis,K	.241	74	278	35	67	12	0	17	42	0	1	5	33	104	3	0	7	1	
Davis,R	.190	45	126	16	24	4	0	2	5	0	1	0	15	31	11	2	4	0	
SEASON TOTAL	.184	54	141	19	26	4	0	2	5	0	1	0	16	40	13	2	5	0	
Decker,J	.182	7	22	1	4	0	0	0	0	1	0	0	4	8	0	1	1	1	
Garneau,D	.238	10	21	3	5	0	0	1	3	0	0	0	5	4	0	0	1	1	
SEASON TOTAL	.250	20	52	6	13	5	0	1	5	1	0	1	8	17	0	0	1	1	
Healy,R	.248	76	306	29	76	14	0	11	36	0	1	2	9	75	0	1	8	6	
Joyce,M	.233	71	253	39	59	14	0	14	34	0	2	2	28	58	2	0	6	2	
Lavarnway,R	.200	2	5	0	1	0	0	0	0	0	0	1	0	0	0	0	1	0	
LaMarre,R	.000	3	7	0	0	0	0	0	0	0	0	0	1	3	0	0	0	0	
Lowrie,J	.266	76	278	42	74	24	2	6	34	0	2	0	40	45	0	1	8	3	
Maxwell,B	.274	40	113	11	31	6	0	3	12	1	0	0	18	33	0	0	7	0	
Nunez,R	.125	5	8	1	1	0	0	1	3	0	0	0	1	5	0	0	0	0	
Olson,M	.229	32	96	13	22	0	0	12	22	0	0	4	15	34	0	0	4	2	
Phegley,J	.227	28	66	5	15	4	0	3	5	0	1	1	3	12	0	0	0	3	
Pinder,C	.255	42	137	16	35	6	0	5	14	0	0	3	12	53	1	1	3	3	
Plouffe,T	.170	28	88	10	15	1	0	1	2	0	1	0	7	27	0	1	5	1	
SEASON TOTAL	.177	46	130	14	23	2	0	2	4	0	1	0	9	36	0	1	5	2	
Powell,B	.342	14	38	5	13	2	0	1	2	0	1	0	4	9	0	1	0	0	
SEASON TOTAL	.327	21	49	7	16	2	0	1	2	0	1	0	5	11	0	1	1	0	
Rosales,A	.266	34	94	7	25	4	0	2	8	1	1	2	5	28	1	1	0	1	
SEASON TOTAL	.255	51	141	13	36	8	0	4	15	2	1	2	6	46	1	2	2	2	
Semien,M	.242	45	190	25	46	9	0	5	16	0	2	2	14	49	6	0	3	5	
Smolinski,J	.235	11	17	0	4	1	0	0	0	0	0	1	1	4	0	0	0	0	
Vogt,S	.236	28	89	7	21	5	1	3	13	0	0	0	6	16	0	0	1	5	
SEASON TOTAL	.211	50	147	10	31	8	1	6	23	1	1	0	8	27	0	0	2	5	
Wendle,J	.250	5	8	2	2	0	0	1	4	0	0	0	1	0	0	0	0	0	
PITCHERS	.118	81	17	2	2	0	0	0	0	4	0	0	2	10	0	0	0	14	
TOTALS	.237	81	2772	322	656	137	3	105	305	7	13	26	282	772	28	10	68	63	
PITCHER	ERA	W	L	G	GS	CG	SHO	SV	IP	AB	H	R	ER	HR	HB	BB	SO	WP	AVG
Alcantara,R	10.50	0	2	4	3	0	0	0	12.0	50	13	14	14	4	1	6	5	0	.260
Axford,J	7.84	0	0	11	0	0	0	0	10.1	42	14	10	9	0	1	10	10	1	.333
Blackburn,P	1.47	2	1	5	5	0	0	0	30.2	108	24	5	5	2	0	5	5	0	.222
Brady,M	8.71	0	0	9	0	0	0	0	10.1	43	13	10	10	3	1	3	10	0	.302
Casilla,S	5.20	1	2	30	0	0	8	27.2	105	30	16	16	7	6	9	23	1	.286	
Castro,S	5.85	1	3	14	0	0	0	0	20.0	75	19	14	13	5	1	9	21	0	.253
Cotton,J	3.94	5	4	11	11	0	0	0	59.1	221	56	35	26	10	2	24	44	4	.253
Coulombe,D	5.49	0	2	33	0	0	0	0	19.2	75	19	14	12	3	3	12	14	3	.253
Doolittle,S	1.04	1	0	9	0	0	0	1	8.2	28	2	1	1	1	0	1	11	0	.071
SEASON TOTAL	1.09	1	0	25	0	0	13	24.2	79	9	5	3	1	0	1	6	27	0	.114
Dull,R	7.41	0	1	25	0	0	0	0	17.0	70	23	17	14	3	2	8	16	3	.329
Gossett,D	6.14	3	7	12	12	0	0	0	58.2	242	74	44	40	12	0	22	45	5	.306
Graveman,K	6.39	1	4	8	8	0	0	0	38.0	149	43	27	27	6	1	13	22	3	.289
Gray,S	4.04	1	3	6	6	0	0	0	35.2	141	37	24	16	5	0	10	36	3	.262
SEASON TOTAL	3.11	3	7	12	12	1	0	0	72.1	279	67	37	25	8	0	25	66	3	.240
Hahn,J	4.20	0	4	8	7	0	0	0	45.0	174	47	23	21	1	1	12	37	2	.270
Hatcher,C	4.50	0	1	12	0	0	0	0	12.0	49	13	6	6	2	0	5	14	0	.265
SEASON TOTAL	5.65	0	1	25	0	0	0	0	28.2	113	29	19	18	6	0	11	34	1	.257
Hendriks,L	7.11	1	2	30	0	0	1	25.1	107	32	22	20	5	0	10	28	2	.299	
Madson,R	1.80	1	2	15	0	0	0	0	15.0	50	10	3	3	1	1	2	17	0	.200
SEASON TOTAL	1.46	2	2	25	0	0	0	0	24.2	85	16	4	4	1	2	5	33	0	.188
Manaea,S	4.50	6	7	16	16	0	0	0	90.0	351	95	50	45	13	6	27	75	6	.271
Mengden,D	1.71	3	1	4	4	1	1	0	26.1	95	20	5	5	3	0	2	20	1	.211
Moll,S	10.38	0	0	6	0	0	0	0	4.1	21	8	5	5	1	0	0	4	0	.381
Montas,F	7.20	0	0	11	0	0	0	0	15.0	61	18	12	12	5	0	11	17	1	.295
Neal,Z	4.76	0	0	5	0	0	0	0	11.1	44	10	6	6	2	0	1	9	1	.227
Smith,C	7.07	0	3	8	4	0	0	0	28.0	117	33	24	22	7	0	12	14	3	.282
Smith,J	5.40	1	0	8	0	0	0	0	11.2	45	13	7	7	0	0	6	8	0	.289
Treinen,B	0.93	0	1	18	0	0	0	7	19.1	72	16	4	2	1	0	6	20	2	.222
SEASON TOTAL	4.32	0	2	33	0	0	0	8	33.1	133	41	18	16	3	0	12	32	2	.308
Triggs,A	3.14	2	2	5	5	0	0	0	28.2	108	28	15	10	5	3	6	21	2	.259
Valdez,C	11.81	0	0	3	0	0	0	0	5.1	24	9	7	4	0	2	1	0	0	.375
SEASON TOTAL	7.71	0	1	8	1	0	0	0	18.2	78	24	18	16	6	1	7	11	1	.308
Wahl,B	10.80	0	0	3	0	0	0	0	1.2	8	3	2	2	0	1	2	3	0	.375
TOTALS	4.93	29	52	81	81	1	4	17	687.0	2675	722	422	376	111	30	236	550	43	.270

STATS DURING THE DAY

BATTER	AVG	G	AB	R	H	2B	3B	HR	RBI	SH	SF	HP	BB	SO	SB	CS	DP	E	
Alonso,Y	.256	36	117	18	30	7	0	7	17	0	0	1	21	25	0	0	1	3	
SEASON TOTAL	.248	51	157	23	39	8	0	8	21	0	0	1	27	37	0	0	1	5	
Barreto,F	.235	15	51	8	12	1	2	2	6	0	0	0	2	23	2	0	1	4	
Brugman,J	.321	22	78	8	25	1	0	3	9	0	1	0	12	20	1	2	0	1	
Canha,M	.226	26	84	10	19	7	0	3	7	0	1	3	3	28	0	0	2	3	
Chapman,M	.257	30	113	19	29	10	1	5	17	0	0	0	11	35	0	2	1	5	
Davis,K	.286	56	220	40	63	11	0	17	45	0	3	0	28	74	1	0	6	0	
Davis,R	.255	37	102	15	26	8	1	0	3	0	0	0	6	31	11	1	0	1	
SEASON TOTAL	.250	40	112	15	28	8	1	0	3	0	0	0	6	34	11	2	2	2	
Decker,J	.375	6	16	2	6	0	1	0	1	0	0	0	3	4	1	0	0	2	
Garneau,D	.105	7	19	3	2	0	0	0	0	0	0	0	4	4	0	0	1	0	
SEASON TOTAL	.196	15	46	6	9	3	0	1	3	0	0	0	6	10	0	0	2	0	
Healy,R	.310	55	226	36	70	14	0	13	36	0	0	0	10	52	0	0	7	7	
Joyce,M	.292	52	168	31	49	16	0	9	27	0	4	0	29	42	3	1	2	4	
Lavarnway,R	.000	1	1	0	0	0	0	0	0	0	0	0	1	0	0	0	0	0	
LaMarre,R	.000	1	3	0	0	0	0	0	0	0	0	0	0	0	0	0	0	0	
Lowrie,J	.280	54	200	32	56	15	1	3	26	0	0	1	33	46	0	1	4	4	
Maxwell,B	.312	25	77	12	24	6	0	0	14	0	1	0	12	18	0	0	4	0	
Nunez,R	.000	3	5	0	0	0	0	0	0	0	0	0	3	0	0	0	0	0	
Olson,M	.318	28	88	17	28	2	0	10	22	0	0	3	14	26	0	0	1	0	
Phegley,J	.224	29	85	9	19	5	0	2	8	0	1	1	9	12	0	1	4	5	
Pinder,C	.258	37	132	24	34	7	0	11	27	0	1	2	10	43	2	1	3	3	
Plouffe,T	.238	22	63	6	15	1	0	3	6	0	0	0	7	17	1	1	2	2	
SEASON TOTAL	.219	33	96	8	21	2	0	4	9	0	0	0	11	21	1	1	2	2	
Powell,B	.353	12	34	11	12	2	0	1	7	0	1	0	3	8	0	1	0	1	
SEASON TOTAL	.327	20	52	14	17	2	0	1	8	0	1	0	4	11	0	1	1	1	
Rosales,A	.198	29	91	10	18	4	0	3	13	2	2	1	6	31	1	1	0	4	
SEASON TOTAL	.190	39	116	13	22	5	0	3	14	2	2	1	7	41	1	1	0	4	
Semien,M	.271	28	118	19	32	9	0	3	17	0	2	0	16	30	5	1	1	4	
Smolinski,J	.444	6	9	1	4	1	0	0	0	0	0	0	1	0	0	0	0	0	
Vogt,S	.260	15	50	3	13	3	1	0	8	0	0	0	4	7	0	1	1	0	
SEASON TOTAL	.202	32	99	9	20	3	1	3	14	0	0	0	6	21	0	1	1	1	
Wendle,J	.300	4	10	2	3	1	0	1	5	0	0	0	1	2	0	0	0	0	
PITCHERS	.250	62	4	1	1	0	0	0	0	2	0	0	2	0	0	0	0	4	
TOTALS	.273	62	2164	337	590	131	7	96	321	4	17	12	245	584	28	14	41	57	
PITCHER	ERA	W	L	G	GS	CG	SHO	SV	IP	AB	H	R	ER	HR	HB	BB	SO	WP	AVG
Alcantara,R	15.00	0	0	1	0	0	0	0	3.0	14	6	5	5	1	0	2	0	0	.429
Axford,J	6.39	0	1	13	0	0	0	0	12.2	51	14	10	9	1	2	8	13	0	.275
Blackburn,P	3.60	0	0	2	0	0	0	0	10.0	41	11	5	4	1	1	4	6	0	.268
Brady,M	10.29	0	0	4	0	0	0	0	7.0	31	12	8	8	1	1	2	7	0	.387
Casilla,S	2.66	2	2	24	0	0	0	5	23.2	86	19	8	7	2	3	8	24	1	.221
Castro,S	5.40	0	1	9	0	0	0	0	13.1	53	14	8	8	3	0	6	13	1	.264
Cotton,J	3.73	7	3	12	12	0	0	0	70.0	250	49	35	29	15	3	30	62	5	.196
Coulombe,D	2.29	0	1	28	0	0	0	0	19.2	66	14	6	5	2	1	8	13	3	.212
Doolittle,S	4.35	0	0	11	0	0	0	3	10.1	40	9	5	5	2	0	1	19	1	.225
SEASON TOTAL	3.14	0	0	15	0	0	0	5	14.1	52	10	5	5	2	0	2	24	1	.192
Dull,R	4.15	0	0	16	0	0	0	0	17.1	61	11	8	8	3	1	6	22	2	.180
Gossett,D	5.98	3	5	10	10	0	0	0	49.2	207	62	36	33	11	0	18	41	4	.300
Graveman,K	3.51	2	0	4	4	0	0	0	25.2	100	29	10	10	1	0	5	17	2	.290
Gray,S	2.45	4	0	7	7	0	0	0	44.0	164	37	19	12	2	0	11	47	3	.226
SEASON TOTAL	2.64	7	2	12	12	0	0	0	71.2	272	63	29	21	5	2	22	69	5	.232
Hahn,J	6.75	2	2	5	5	0	0	0	24.0	95	26	20	18	3	2	12	21	1	.274
Hatcher,C	4.22	1	0	11	0	0	0	1	10.2	44	13	5	5	1	0	4	8	0	.295
SEASON TOTAL	4.50	1	0	20	0	0	0	1	24.0	93	24	12	12	3	0	9	22	0	.258
Hendriks,L	3.46	1	2	28	0	0	0	1	26.0	95	18	11	10	2	0	8	35	3	.189
Madson,R	2.87	0	2	16	0	0	0	1	15.2	50	7	5	5	1	1	1	13	0	.140
SEASON TOTAL	3.54	0	2	21	0	0	0	2	20.1	70	14	8	8	1	3	2	21	0	.200
Manaea,S	3.57	6	1	11	11	0	0	0	63.0	243	56	31	25	8	6	22	59	4	.230
Mengden,D	3.54	2	1	5	5	0	0	0	28.0	109	29	12	11	5	0	6	19	2	.266
Moll,S	27.00	0	0	5	0	0	0	0	1.2	12	7	5	5	2	0	0	3	0	.583
Montas,F	12.27	0	1	9	0	0	0	0	11.0	49	17	15	15	6	2	6	12	1	.347
Neal,Z	1.80	0	0	2	0	0	0	0	5.0	19	3	1	1	0	0	1	5	0	.158
Smith,C	11.81	0	0	3	1	0	0	0	5.1	22	7	7	7	3	0	3	3	0	.318
Smith,J	3.68	2	0	11	0	0	0	0	14.2	56	12	6	6	0	0	4	13	1	.214
Treinen,B	2.51	1	2	12	0	0	0	5	14.1	49	8	4	4	1	1	4	17	1	.163
SEASON TOTAL	4.60	1	4	29	0	0	0	7	29.1	109	29	15	15	2	2	11	29	2	.266
Triggs,A	4.23	2	3	5	5	0	0	0	27.2	104	26	20	13	3	1	12	19	1	.250
Wahl,B	2.70	0	0	3	0	0	0	0	3.1	13	3	1	1	0	0	3	3	0	.231
TOTALS	4.35	35	27	62	62	0	1	16	556.2	2124	519	306	269	80	25	195	514	36	.244

STATS AT NIGHT

BATTER	AVG	G	AB	R	H	2B	3B	HR	RBI	SH	SF	HP	BB	SO	SB	CS	DP	E	
Alonso,Y	.272	64	202	34	55	10	0	15	32	0	0	1	29	63	1	0	5	3	
SEASON TOTAL	.276	91	294	49	81	14	0	20	46	0	0	1	41	81	2	0	8	5	
Barreto,F	.100	10	20	2	2	0	0	0	0	0	0	0	3	10	0	0	0	0	
Brugman,J	.200	26	65	4	13	1	0	0	3	0	0	0	6	18	0	0	1	1	
Canha,M	.191	31	89	6	17	6	1	2	7	0	0	3	4	28	2	0	3	2	
Chapman,M	.220	54	177	20	39	13	1	9	23	0	2	2	21	57	0	1	1	8	
Davis,K	.223	97	346	51	77	17	1	26	65	0	4	6	45	121	3	0	14	1	
Davis,R	.222	63	198	34	44	9	1	5	15	1	1	0	20	39	15	5	10	1	
SEASON TOTAL	.228	77	224	41	51	11	1	5	17	1	1	1	21	49	18	5	10	1	
Decker,J	.118	11	34	2	4	1	0	0	0	3	0	1	5	13	0	1	1	0	
Garneau,D	.200	12	25	2	5	1	0	1	3	0	0	0	4	8	0	0	1	1	
SEASON TOTAL	.182	26	66	4	12	5	0	1	6	1	0	1	6	26	0	0	1	1	
Healy,R	.246	94	350	30	86	15	0	12	42	0	2	4	13	90	0	1	9	6	
Joyce,M	.216	89	301	47	65	17	0	16	41	0	3	2	37	71	1	0	8	3	
Lavarnway,R	.300	5	10	0	3	1	0	0	2	0	0	1	1	2	0	0	1	1	
LaMarre,R	.000	2	4	0	0	0	0	0	0	0	0	0	1	3	0	0	0	0	
Lowrie,J	.275	99	367	54	101	34	2	11	43	0	3	1	40	54	0	0	6	1	
Maxwell,B	.197	51	142	9	28	6	0	3	8	1	1	0	19	45	0	0	6	0	
Nunez,R	.300	5	10	1	3	0	0	1	3	0	0	0	1	5	0	0	0	0	
Olson,M	.208	31	101	16	21	0	0	14	23	0	0	2	8	34	0	0	5	2	
Phegley,J	.172	28	64	5	11	6	0	1	2	0	0	1	0	14	0	0	0	1	
Pinder,C	.220	50	150	12	33	8	1	4	15	0	2	3	8	49	0	0	4	3	
Plouffe,T	.202	36	119	16	24	4	0	4	8	0	1	0	9	41	0	0	8	4	
SEASON TOTAL	.187	67	187	23	35	5	0	5	10	0	1	1	17	67	0	1	10	7	
Powell,B	.298	17	47	7	14	3	0	2	3	0	1	0	6	13	0	0	1	0	
SEASON TOTAL	.246	32	65	10	16	3	0	2	4	1	1	0	11	19	0	0	1	0	
Rosales,A	.263	42	114	5	30	7	0	1	14	1	1	1	4	35	0	0	2	5	
SEASON TOTAL	.249	66	173	12	43	11	0	4	22	2	2	3	4	59	0	1	6	7	
Semien,M	.237	57	224	34	53	10	1	7	23	1	1	2	22	55	7	0	2	5	
Smolinski,J	.167	10	18	0	3	0	0	0	0	0	0	1	0	6	0	0	0	0	
Vogt,S	.196	39	107	9	21	5	0	4	12	0	1	0	12	24	0	0	0	6	
SEASON TOTAL	.250	67	180	16	45	12	0	9	26	1	2	0	15	35	0	0	1	8	
Wendle,J	.333	4	3	1	1	0	0	0	0	0	0	0	1	0	0	0	0	0	
PITCHERS	.077	100	13	1	1	0	0	0	0	2	0	0	2	8	0	0	0	10	
TOTALS	.228	100	3300	402	754	174	8	138	387	9	23	31	320	907	29	8	88	64	
PITCHER	ERA	W	L	G	GS	CG	SHO	SV	IP	AB	H	R	ER	HR	HB	BB	SO	WP	AVG
Alcantara,R	6.00	1	2	7	4	0	0	0	21.0	78	16	16	14	4	3	10	12	0	.205
Axford,J	6.48	0	0	9	0	0	0	0	8.1	36	13	6	6	2	0	9	8	1	.361
Blackburn,P	3.14	3	1	8	8	0	0	0	48.2	180	47	17	17	4	0	12	16	1	.261
Brady,M	4.38	0	0	12	0	0	0	0	24.2	91	21	14	12	6	4	4	17	1	.231
Casilla,S	5.35	2	3	39	0	0	0	11	35.1	138	39	21	21	6	3	14	33	2	.283
Castro,S	3.80	1	2	17	0	0	0	0	23.2	83	18	12	10	4	2	8	22	0	.217
Cotton,J	7.78	2	7	12	12	0	0	0	59.0	248	84	56	51	13	1	23	43	4	.339
Coulombe,D	4.22	2	1	44	0	0	0	0	32.0	126	32	16	15	2	3	14	26	2	.254
Doolittle,S	2.45	1	0	12	0	0	0	0	11.0	36	3	3	3	1	0	1	12	0	.083
SEASON TOTAL	2.68	2	0	38	0	0	0	19	37.0	132	24	13	11	3	0	8	38	2	.182
Dull,R	5.84	2	2	33	0	0	0	0	24.2	96	26	22	16	4	2	10	23	4	.271
Gossett,D	6.26	1	6	8	8	0	0	0	41.2	172	54	31	29	10	0	13	31	6	.314
Graveman,K	4.41	4	4	15	15	0	0	0	79.2	307	85	40	39	11	4	27	53	3	.277
Gray,S	4.25	2	5	9	9	0	0	0	53.0	203	47	29	25	6	1	19	47	4	.232
SEASON TOTAL	4.27	3	10	15	15	1	0	0	90.2	343	76	50	43	14	1	35	84	6	.222
Hahn,J	4.53	1	4	9	8	0	0	0	45.2	181	52	26	23	1	1	15	34	1	.287
Hatcher,C	2.92	0	1	12	0	0	0	0	12.1	45	8	4	4	2	0	5	12	0	.178
SEASON TOTAL	4.04	0	2	29	0	0	0	0	35.2	139	34	17	16	7	0	12	41	2	.245
Hendriks,L	4.74	3	0	42	0	0	0	0	38.0	154	39	23	20	5	0	15	43	3	.253
Madson,R	1.52	2	2	24	0	0	0	0	23.2	83	18	4	4	1	1	5	26	0	.217
SEASON TOTAL	0.93	5	2	39	0	0	0	0	38.2	133	24	4	4	1	1	7	46	0	.180
Manaea,S	4.89	6	9	18	18	0	0	0	95.2	380	111	57	52	10	4	33	81	4	.292
Mengden,D	2.40	1	1	2	2	1	1	0	15.0	48	7	4	4	1	0	3	10	0	.146
Moll,S	5.40	0	0	6	0	0	0	0	5.0	20	6	3	3	0	0	3	4	0	.300
Montas,F	4.29	1	0	14	0	0	0	0	21.0	80	22	10	10	4	1	14	24	0	.275
Neal,Z	11.17	0	0	4	0	0	0	0	9.2	44	16	12	12	5	0	0	5	1	.364
Smith,C	6.26	0	4	11	8	0	0	0	50.1	202	53	38	35	13	1	19	28	3	.262
Smith,J	5.75	0	1	15	0	0	0	0	20.1	79	23	14	13	3	0	11	12	0	.291
Treinen,B	1.90	2	2	23	0	0	0	8	23.2	93	24	7	5	2	1	8	25	2	.258
SEASON TOTAL	3.50	2	2	43	0	0	0	9	46.1	183	51	20	18	4	3	14	45	2	.279
Triggs,A	4.30	3	3	7	7	0	0	0	37.2	152	42	22	18	6	3	7	31	4	.276
Valdez,C	9.64	0	0	4	1	0	0	0	9.1	40	14	10	10	4	0	4	5	0	.350
SEASON TOTAL	6.39	1	1	9	3	0	0	0	25.1	101	30	18	18	5	0	8	17	0	.297
Wahl,B	6.23	0	0	4	0	0	0	0	4.1	18	5	3	3	0	1	1	5	2	.278
TOTALS	4.88	40	60	100	100	1	5	19	874.1	3413	925	520	474	130	36	307	688	48	.271

REVIEW

STATS VS. LEFT-HANDERS

BATTER	AVG	G	AB	R	H	2B	3B	HR	RBI	SH	SF	HP	BB	SO	SB	CS	DP	SLG	OBP
Alonso,Y	.188	46	64	7	12	2	0	4	9	0	0	2	6	20	0	0	1	.406	.278
SEASON TOTAL	.181	55	72	8	13	2	0	5	10	0	0	2	6	20	1	0	1	.417	.263
Barreto,F	.091	13	22	1	2	0	0	0	1	0	0	0	3	16	0	0	0	.091	.200
Brugman,J	.167	16	18	0	3	0	0	0	1	0	0	0	1	5	0	0	0	.167	.211
Canha,M	.203	37	74	3	15	5	1	1	5	0	0	2	2	22	0	0	1	.338	.244
Chapman,M	.244	44	82	10	20	6	0	4	12	0	1	0	10	31	0	0	0	.463	.323
Davis,K	.213	66	122	20	26	6	1	7	23	0	3	0	24	43	0	0	5	.451	.336
Davis,R	.255	49	106	20	27	7	1	2	6	0	0	0	10	20	9	1	2	.396	.319
SEASON TOTAL	.244	55	119	21	29	7	1	2	6	0	0	0	11	26	10	2	2	.370	.308
Decker,J	.375	7	8	1	3	0	0	0	0	0	0	1	0	3	1	0	0	.375	.444
Garneau,D	.269	13	26	5	7	1	0	1	3	0	0	0	6	5	0	0	1	.423	.406
SEASON TOTAL	.217	27	60	7	13	5	0	2	6	1	0	1	6	18	0	0	2	.400	.299
Healy,R	.314	65	137	19	43	8	0	7	22	0	0	0	7	30	0	0	4	.526	.347
Joyce,M	.186	54	70	4	13	3	0	1	7	0	1	1	7	18	0	0	2	.271	.266
Lavarney,R	.222	5	9	0	2	1	0	0	2	0	0	0	1	2	0	0	1	.333	.300
LaMarre,R	.000	2	4	0	0	0	0	0	0	0	0	0	0	1	0	0	0	.000	.000
Lowrie,J	.258	74	132	19	34	11	1	2	13	0	1	0	19	28	0	1	3	.402	.349
Maxwell,B	.188	30	32	1	6	0	0	0	0	1	0	0	5	8	0	0	3	.188	.297
Nunez,R	.182	5	11	1	2	0	0	1	3	0	0	0	0	5	0	0	0	.455	.182
Olson,M	.196	32	46	8	9	0	0	4	6	0	0	2	5	14	0	0	1	.457	.302
Phegley,J	.215	35	65	6	14	3	0	2	7	0	1	0	3	11	0	0	1	.354	.246
Pinder,C	.247	47	85	11	21	5	0	3	7	0	2	1	10	26	1	0	3	.412	.327
Plouffe,T	.294	28	51	4	15	1	0	1	3	0	0	0	5	13	1	1	4	.373	.357
SEASON TOTAL	.257	55	105	8	27	2	0	2	5	0	0	0	11	26	1	2	5	.333	.328
Powell,B	.167	8	6	2	1	1	0	0	1	0	0	0	3	1	0	0	0	.333	.444
SEASON TOTAL	.222	12	9	3	2	1	0	0	2	0	0	0	4	1	0	0	0	.333	.462
Rosales,A	.276	31	58	6	16	5	0	1	9	1	1	0	6	16	0	0	1	.414	.338
SEASON TOTAL	.239	57	113	13	27	9	0	3	15	1	2	2	7	39	0	0	4	.398	.290
Semien,M	.224	44	98	11	22	5	0	3	11	0	0	0	11	25	2	1	1	.367	.303
Smolinski,J	.455	7	11	1	5	1	0	0	0	0	0	1	1	1	0	0	0	.545	.538
Vogt,S	.077	13	13	1	1	0	0	0	1	0	1	0	2	2	0	0	0	.077	.188
SEASON TOTAL	.200	25	30	2	6	2	0	0	2	0	1	0	2	2	0	0	0	.267	.242
PITCHERS	.000	5	0	0	0	0	0	0	0	1	0	0	1	3	0	0	0	.000	.167
TOTALS	.235	1355	161	319	71	4	44	152	3	11	10	148	369	14	4	34	.391	.313	

PITCHER	AVG	AB	H	HR	HB	BB	SO
Alcantara,R	.238	42	10	3	0	9	6
Axford,J	.400	35	14	0	2	2	6
Blackburn,P	.225	102	23	1	0	11	10
Brady,M	.216	37	8	3	0	1	6
Casilla,S	.256	90	23	4	3	15	21
Castro,S	.180	61	11	3	1	9	18
Cotton,J	.257	218	56	14	1	30	44
Coulombe,D	.214	103	22	1	3	11	20
Doolittle,S	.000	23	0	0	0	0	12
Dull,R	.300	50	15	2	1	9	15
Gossett,D	.319	166	53	6	0	18	24
Graveman,K	.238	185	44	6	1	16	35
Gray,S	.222	176	39	3	0	14	44
Hahn,J	.289	121	35	2	1	18	20
Hatcher,C	.194	31	6	2	0	5	7
Hendriks,L	.206	97	20	3	0	9	32
Madson,R	.204	54	11	1	1	2	20
Manaea,S	.227	132	30	2	5	6	25
Mengden,D	.268	82	22	3	0	2	18
Moll,S	.375	24	9	0	0	2	6
Montas,F	.352	54	19	7	1	12	11
Neal,Z	.258	31	8	2	0	1	5
Smith,C	.269	93	25	2	0	15	11
Smith,J	.281	57	16	2	0	5	8
Treinen,B	.271	70	19	3	2	8	22
Triggs,A	.215	107	23	4	3	8	20
Valdez,C	.412	17	7	1	0	1	1
Wahl,B	.333	12	4	0	0	2	2
TOTALS	.252	2270	572	80	25	241	469

STATS VS. RIGHT-HANDERS

BATTER	AVG	G	AB	R	H	2B	3B	HR	RBI	SH	SF	HP	BB	SO	SB	CS	DP	SLG	OBP
Alonso,Y	.286	94	255	45	73	15	0	18	40	0	0	0	44	68	1	0	5	.557	.391
SEASON TOTAL	.282	135	379	64	107	20	0	23	57	0	0	0	62	98	1	0	8	.517	.383
Barreto,F	.245	20	49	9	12	1	2	2	5	0	0	0	2	17	2	0	1	.469	.275
Brugman,J	.280	46	125	12	35	2	0	3	11	0	1	0	17	33	1	2	1	.368	.364
Canha,M	.212	46	99	13	21	8	0	4	9	0	1	4	5	34	2	0	4	.414	.275
Chapman,M	.231	79	208	29	48	17	2	10	28	0	1	2	22	61	0	3	2	.476	.309
Davis,K	.257	148	444	71	114	22	0	36	87	0	4	6	49	152	4	0	15	.550	.336
Davis,R	.222	86	194	29	43	10	1	3	12	1	1	0	16	50	17	5	8	.330	.280
SEASON TOTAL	.230	101	217	35	50	12	1	3	14	1	1	1	16	57	19	5	10	.336	.285
Decker,J	.167	17	42	3	7	1	1	0	1	3	0	0	8	14	0	1	1	.238	.300
Garneau,D	.000	14	18	0	0	0	0	0	0	0	0	0	2	7	0	0	1	.000	.100
SEASON TOTAL	.154	32	52	3	8	3	0	0	3	0	0	0	6	18	0	0	1	.212	.241
Healy,R	.257	139	439	47	113	21	0	18	56	0	2	4	16	112	0	1	12	.428	.289
Joyce,M	.253	138	399	74	101	30	0	24	61	0	6	1	59	95	4	1	8	.509	.346
Lavarnway,R	.500	2	2	0	1	0	0	0	0	0	0	1	0	1	0	0	0	.500	.667
LaMarre,R	.000	1	3	0	0	0	0	0	0	0	0	0	1	2	0	0	0	.000	.250
Lowrie,J	.283	144	435	67	123	38	2	12	56	0	2	2	54	72	0	0	7	.462	.363
Maxwell,B	.246	74	187	20	46	12	0	3	22	0	2	0	26	55	0	0	7	.358	.335
Nunez,R	.250	4	4	0	1	0	0	0	0	0	0	0	1	3	0	0	0	.250	.400
Olson,M	.280	56	143	25	40	2	0	20	39	0	0	3	17	46	0	0	5	.713	.368
Phegley,J	.190	44	84	8	16	8	0	1	3	0	0	2	6	15	0	1	3	.321	.261
Pinder,C	.234	73	197	25	46	10	1	12	35	0	1	4	8	66	1	1	4	.477	.276
Plouffe,T	.183	52	131	18	24	4	0	6	11	0	1	0	11	45	0	0	6	.351	.245
SEASON TOTAL	.163	84	178	23	29	5	0	7	14	0	1	1	17	62	0	0	7	.309	.239
Powell,B	.333	29	75	16	25	4	0	3	9	0	2	0	6	20	0	1	1	.507	.373
SEASON TOTAL	.287	51	108	21	31	4	0	3	10	1	2	0	11	29	0	1	2	.407	.347
Rosales,A	.218	64	147	9	32	6	0	3	18	2	2	2	4	50	1	1	1	.320	.245
SEASON TOTAL	.216	80	176	12	38	7	0	4	21	3	2	2	4	61	1	2	2	.324	.239
Semien,M	.258	81	244	42	63	14	1	7	29	1	3	2	27	60	10	0	2	.410	.333
Smolinski,J	.125	13	16	0	2	0	0	0	0	0	0	0	5	0	0	0	0	.125	.125
Vogt,S	.229	53	144	11	33	8	1	4	19	0	0	0	14	29	0	1	1	.382	.297
SEASON TOTAL	.237	94	249	23	59	13	1	12	38	1	1	0	19	54	0	1	2	.442	.290
Wendle,J	.308	8	13	3	4	1	0	1	5	0	0	0	1	3	0	0	0	.615	.357
PITCHERS	.167	12	2	2	0	0	0	0	3	0	0	0	1	7	0	0	0	.167	.231
TOTALS	.249	4109	578	1025	234	11	190	556	10	29	33	417	1122	43	18	95	.450	.321	

PITCHER	AVG	AB	H	HR	HB	BB	SO
Alcantara,R	.240	50	12	2	3	3	6
Axford,J	.250	52	13	3	0	15	15
Blackburn,P	.294	119	35	4	1	5	12
Brady,M	.294	85	25	4	5	5	18
Casilla,S	.261	134	35	4	3	7	36
Castro,S	.280	75	21	4	1	5	17
Cotton,J	.275	280	77	14	3	23	61
Coulombe,D	.270	89	24	3	1	11	19
Doolittle,S	.226	53	12	3	0	2	19
Dull,R	.206	107	22	5	2	7	30
Gossett,D	.296	213	63	15	0	13	48
Graveman,K	.315	222	70	6	3	16	35
Gray,S	.236	191	45	5	1	16	50
Hahn,J	.277	155	43	2	2	9	35
Hatcher,C	.259	58	15	1	0	4	13
Hendriks,L	.243	152	37	4	0	14	46
Madson,R	.177	79	14	1	1	4	19
Manaea,S	.279	491	137	16	5	49	115
Mengden,D	.187	75	14	3	0	7	11
Moll,S	.500	8	4	2	0	1	1
Montas,F	.267	75	20	3	2	8	25
Neal,Z	.344	32	11	3	0	0	5
Smith,C	.267	131	35	14	1	7	20
Smith,J	.244	78	19	1	0	10	17
Treinen,B	.181	72	13	0	0	4	20
Triggs,A	.302	149	45	5	1	11	30
Valdez,C	.304	23	7	3	0	3	4
Wahl,B	.211	19	4	0	1	2	6
TOTALS	.267	3267	872	130	36	261	733

FINAL STANDINGS

A.L. EAST	LAST 10											
	WON	LOST	PCT.	GB	GAMES	STREAK	HOME	ROAD	vs EAST	vs CENT	vs WEST	vs N.L.
Boston	93	69	.574	-	5-5	Lost 1	48-33	45-36	41-35	20-14	16-16	16-4
New York	91	71	.562	2	6-4	Lost 1	51-30	40-41	44-32	18-15	14-19	15-5
Tampa Bay	80	82	.494	13	6-4	Won 4	42-39	38-43	35-41	18-15	16-17	11-9
Toronto	76	86	.469	17	5-5	Won 1	42-39	34-47	33-43	13-18	21-14	9-11
Baltimore	75	87	.463	18	2-8	Lost 5	46-35	29-52	37-39	13-21	17-15	8-12

A.L. CENTRAL	LAST 10											
	WON	LOST	PCT.	GB	GAMES	STREAK	HOME	ROAD	vs EAST	vs CENT	vs WEST	vs N.L.
Cleveland	102	60	.630	-	7-3	Won 1	49-32	53-28	22-12	50-26	24-8	6-14
Minnesota	85	77	.525	17	7-3	Won 1	41-40	44-37	15-18	41-35	16-17	13-7
Kansas City	80	82	.494	22	5-5	Lost 1	43-38	37-44	17-15	35-41	19-15	9-11
Chicago	67	95	.414	35	6-4	Lost 1	39-42	28-53	13-20	33-43	15-18	6-14
Detroit	64	98	.395	38	2-8	Lost 1	34-47	30-51	16-17	31-45	9-24	8-12

A.L. WEST	LAST 10											
	WON	LOST	PCT.	GB	GAMES	STREAK	HOME	ROAD	vs EAST	vs CENT	vs WEST	vs N.L.
Houston	101	61	.623	-	8-2	Won 1	48-33	53-28	21-13	15-17	50-26	15-5
Los Angeles	80	82	.494	21	4-6	Won 1	43-38	37-44	19-13	11-23	39-37	11-9
Seattle	78	84	.481	23	4-6	Lost 1	40-41	38-43	13-19	18-16	35-41	12-8
Texas	78	84	.481	23	2-8	Lost 1	41-40	37-44	12-20	18-16	34-42	14-6
Oakland	75	87	.463	26	6-4	Won 1	46-35	29-52	16-19	20-11	32-44	7-13

N.L. EAST	LAST 10											
	WON	LOST	PCT.	GB	GAMES	STREAK	HOME	ROAD	vs EAST	vs CENT	vs WEST	vs A.L.
Washington	97	65	.599	-	5-5	Lost 2	47-34	50-31	47-29	19-15	21-11	10-10
Miami	77	85	.475	20	5-5	Lost 1	43-38	34-47	34-42	15-19	19-13	9-11
Atlanta	72	90	.444	25	3-7	Won 1	37-44	35-46	33-43	11-21	19-15	9-11
New York	70	92	.432	27	5-5	Lost 1	37-44	33-48	37-39	14-19	12-21	7-13
Philadelphia	66	96	.407	31	5-5	Won 1	39-42	27-54	39-37	11-21	11-23	5-15

N.L. CENTRAL	LAST 10											
	WON	LOST	PCT.	GB	GAMES	STREAK	HOME	ROAD	vs EAST	vs CENT	vs WEST	vs A.L.
Chicago	92	70	.568	-	7-3	Lost 1	48-33	44-37	21-13	46-30	13-19	12-8
Milwaukee	86	76	.531	6	5-5	Won 1	44-37	42-39	18-14	40-36	17-17	11-9
St. Louis	83	79	.512	9	3-7	Lost 1	44-37	39-42	22-10	34-42	19-15	8-12
Pittsburgh	75	87	.463	17	7-3	Won 2	44-37	31-50	21-13	33-43	11-21	10-10
Cincinnati	68	94	.420	24	2-8	Won 1	39-42	29-52	13-20	37-39	13-20	5-15

N.L. WEST	LAST 10											
	WON	LOST	PCT.	GB	GAMES	STREAK	HOME	ROAD	vs EAST	vs CENT	vs WEST	vs A.L.
Los Angeles	104	58	.642	-	8-2	Won 2	57-24	47-34	24-10	23-9	41-35	16-4
Arizona	93	69	.574	11	6-4	Won 1	52-29	41-40	19-14	17-16	45-31	12-8
Colorado	87	75	.537	17	5-5	Lost 2	46-35	41-40	17-16	18-15	42-34	10-10
San Diego	71	91	.438	33	3-7	Lost 1	43-38	28-53	14-19	16-17	33-43	8-12
San Francisco	64	98	.395	40	5-5	Won 1	38-43	26-55	9-23	18-16	29-47	8-12

A.L. WILD CARD	WON	LOST	PCT.	GB	N.L. WILD CARD				
					WON	LOST	PCT.	GB	
New York	91	71	.562	-	Arizona	93	69	.574	-
Minnesota	85	77	.525	-	Colorado	87	75	.537	-
Los Angeles	80	82	.494	5	Milwaukee	86	76	.531	1
Kansas City	80	82	.494	5	St. Louis	83	79	.512	4
Tampa Bay	80	82	.494	5	Miami	77	85	.475	10

MAJOR LEAGUE ATTENDANCE

CLUB	AMERICAN			LEAGUE			ROAD		
	TOTAL	AVERAGE	DATES	GAMES	SEASON TOTAL	HIGH DATE	TOTAL	AVERAGE	DATES
Toronto	3,203,886	39,554	81	(81)	48,456	11-Apr	2,422,909	29,912	81
New York	3,146,966	39,835	79	(81)	47,883	14-May	2,620,718	32,355	81
Los Angeles	3,019,583	37,279	81	(81)	44,807	29-Jun	2,240,721	27,663	81
Boston	2,917,678	36,021	81	(81)	37,570	14-Jul	2,556,657	31,564	81
Texas	2,507,760	30,960	81	(81)	48,350	3-Apr	2,162,632	26,699	81
Houston	2,403,671	29,675	81	(81)	41,950	5-Aug	2,186,570	27,678	79
Detroit	2,321,599	28,662	81	(81)	45,013	7-Apr	2,138,026	26,725	80
Kansas City	2,220,370	27,755	80	(81)	40,019	10-Apr	2,276,640	28,458	80
Seattle	2,135,445	26,364	81	(81)	46,197	22-Jul	2,143,830	26,798	80
Minnesota	2,051,279	25,641	80	(81)	39,615	3-Apr	2,223,833	27,798	80
Philadelphia	2,048,138	25,286	81	(81)	35,002	11-Apr	2,218,344	27,729	80
Baltimore	2,028,424	25,042	81	(81)	45,667	3-Apr	2,386,076	29,458	81
Chicago	1,629,470	20,626	79	(81)	39,422	27-Jul	2,303,901	28,443	81
Oakland	1,475,721	18,447	80	(81)	40,019	3-Jul	2,357,284	29,466	80
Tampa Bay	1,253,619	15,670	80	(81)	31,042	2-Apr	2,421,803	29,899	81
Totals	34,363,609	28,470	1207	1215			34,659,944	28,716	1207

CLUB	NATIONAL			LEAGUE			ROAD		
	TOTAL	AVERAGE	DATES	GAMES	SEASON TOTAL	HIGH DATE	TOTAL	AVERAGE	DATES
Los Angeles	3,765,856	46,492	81	(81)	53,701	3-Apr	2,719,921	33,579	81
St. Louis	3,447,937	42,567	81	(81)	48,052	29-Jul	2,537,288	31,325	81
San Francisco	3,303,652	40,786	81	(81)	42,862	29-Apr	2,541,497	31,377	81
Chicago	3,199,562	39,501	81	(81)	42,186	21-Jul	2,791,299	34,460	81
Colorado	2,953,650	36,465	81	(81)	49,169	7-Apr	2,476,640	30,576	81
Milwaukee	2,558,722	31,589	81	(81)	44,709	29-Jul	2,473,001	30,531	81
Washington	2,524,980	31,173	81	(81)	42,744	3-Apr	2,427,389	29,968	81
Atlanta	2,505,252	30,929	81	(81)	41,627	15-Jul	2,309,180	29,230	79
New York	2,460,622	30,758	80	(81)	44,384	3-Apr	2,460,154	30,372	81
San Diego	2,138,491	26,401	81	(81)	43,441	7-Apr	2,605,120	32,162	81
Arizona	2,134,375	26,350	81	(81)	49,016	2-Apr	2,587,065	31,939	81
Pittsburgh	1,919,447	23,697	81	(81)	36,484	7-Apr	2,643,274	32,633	81
Philadelphia	1,905,354	24,118	79	(81)	45,121	7-Apr	2,506,150	30,940	81
Cincinnati	1,836,917	22,678	81	(81)	43,804	3-Apr	2,599,638	32,094	81
Miami	1,651,997	20,395	81	(81)	36,519	11-Apr	2,332,863	29,161	80
Totals	38,306,814	31,606	1212	1215			38,010,479	31,362	1212
Grand Totals	72,670,423	30,042	2419	2430			72,670,423	30,042	2419

POSTSEASON RESULTS

AMERICAN LEAGUE WILD CARD GAME

New York 8, Minnesota 4

NATIONAL LEAGUE WILD CARD GAME

Arizona 11, Colorado 8

AMERICAN LEAGUE DIVISION SERIES

Houston defeated Boston, 3 games to 1
New York defeated Cleveland, 3 games to 2

NATIONAL LEAGUE DIVISION SERIES

Los Angeles defeated Arizona, 3 games to 0
Chicago defeated Washington, 3 games to 2

AMERICAN LEAGUE CHAMPIONSHIP SERIES

Houston defeated New York, 4 games to 3

NATIONAL LEAGUE CHAMPIONSHIP SERIES

Los Angeles defeated Chicago, 4 games to 1

WORLD SERIES

Houston defeated Los Angeles, 4 games to 3

AL TEAM LEADERS

CLUB BATTING

CLUB	AVG	G	AB	R	H	TB	2B	3B	HR	RBI	SH	SF	HP	BB	IBB	SO	SB	CS	GI			
																			DP	SLG	OBP	
Houston	.282	162	5611	896	1581	2681	346	20	238	854	11	61	70	509	27	1087	98	42	139	.478	.346	
Cleveland	.263	162	5511	818	1449	2476	333	29	212	780	23	45	50	604	30	1153	88	23	125	.449	.339	
New York	.262	162	5594	858	1463	2498	266	23	241	821	18	56	64	616	22	1386	90	22	119	.447	.339	
Baltimore	.260	162	5650	743	1469	2458	269	12	232	713	10	37	50	392	12	1412	32	13	138	.435	.312	
Minnesota	.260	162	5557	815	1443	2409	286	31	206	781	26	39	46	593	26	1342	95	28	105	.434	.334	
Kansas City	.259	162	5536	702	1436	2323	260	24	193	660	17	37	45	390	19	1166	91	31	160	.420	.311	
Seattle	.259	162	5551	750	1436	2351	281	17	200	714	14	35	78	487	31	1267	89	35	131	.424	.325	
Detroit	.258	162	5556	735	1435	2355	289	35	187	699	11	27	52	503	21	1313	65	34	128	.424	.324	
Boston	.258	162	5669	785	1461	2305	302	19	168	735	9	36	53	571	48	1224	106	31	141	.407	.329	
Chicago	.256	162	5513	706	1412	2300	256	37	186	670	35	33	76	401	17	1397	71	31	124	.417	.314	
Oakland	.246	162	5464	739	1344	2381	305	15	234	708	13	40	43	565	15	1491	57	22	129	.436	.319	
Tampa Bay	.245	162	5478	694	1340	2314	226	32	228	671	16	48	55	545	33	1538	88	34	115	.422	.317	
Texas	.244	162	5430	799	1326	2334	255	21	237	756	27	39	81	544	18	1493	113	44	110	.430	.320	
Los Angeles	.243	162	5415	710	1314	2151	251	14	186	678	17	46	70	523	30	1198	136	44	141	.397	.315	
Toronto	.240	162	5499	693	1320	2265	269	5	222	661	25	35	51	542	12	1327	53	24	153	.412	.312	
Totals	.256	1215	83034	21229	4194	3170	272	884	361	1272	1958	429	1215	11443	35601	334	10901	614	7785	19794	458	.429

CLUB PITCHING

CLUB	W	L	ERA	G	CG	SHO	SV	IP	H	R	ER	HR	HB	BB	IBB	SO	WP	BK	AVG
Boston	93	69	3.70	162	5	11	39	1482.1	1384	668	610	195	49	465	18	1580	43	3	.245
New York	91	71	3.72	162	2	7	36	1448.2	1248	660	599	192	53	504	18	1560	83	4	.228
Tampa Bay	80	82	3.97	162	0	9	53	1445.0	1324	704	638	193	48	503	37	1352	83	4	.242
Houston	101	61	4.12	162	1	9	45	1446.0	1314	700	662	192	70	522	17	1593	86	4	.240
Los Angeles	80	82	4.20	162	1	10	43	1440.2	1373	709	672	224	44	470	25	1312	57	6	.251
Toronto	76	86	4.42	162	2	6	45	1465.0	1460	784	720	203	48	549	25	1372	53	4	.258
Seattle	78	84	4.46	162	1	9	39	1440.1	1399	772	713	237	53	490	28	1244	73	7	.254
Minnesota	85	77	4.59	162	6	11	42	1436.0	1487	788	732	224	69	483	37	1166	52	8	.266
Kansas City	80	82	4.61	162	1	6	39	1437.2	1480	791	737	196	52	519	24	1216	48	6	.265
Texas	78	84	4.66	162	2	6	29	1434.1	1443	816	742	214	74	559	22	1107	63	7	.261
Oakland	75	87	4.67	162	1	6	35	1431.0	1444	826	743	210	61	502	17	1202	84	3	.261
Chicago	67	95	4.78	162	0	3	25	1421.2	1384	820	755	242	68	632	36	1193	67	5	.254
Baltimore	75	87	4.97	162	1	10	35	1441.0	1505	841	795	242	60	579	21	1233	53	6	.269
Detroit	64	98	5.36	162	2	4	32	1420.1	1586	894	846	218	61	538	42	1202	53	4	.282
Totals	1225	1205	4.37	1215	32	126	574	21630.2	21098	113371	10493	3145	855	7721	382	19946	946	72	.254

CLUB FIELDING

CLUB	PCT	G	PO	A	E	TC	DP	TP	PB
Cleveland	.987	162	4322	1447	76	5845	167	0	9
Minnesota	.987	162	4308	1477	78	5863	143	1	16
Kansas City	.987	162	4313	1525	79	5917	145	0	11
Los Angeles	.986	162	4322	1462	80	5864	135	0	10
Detroit	.985	162	4261	1389	85	5735	146	1	14
Toronto	.985	162	4395	1570	92	6057	145	0	8
Baltimore	.984	162	4323	1609	95	6027	175	2	8
New York	.984	162	4346	1468	95	5909	102	0	21
Houston	.983	162	4338	1526	99	5963	153	0	16
Tampa Bay	.983	162	4335	1433	100	5868	129	0	15
Seattle	.982	162	4321	1422	103	5846	147	0	15
Texas	.982	162	4303	1616	108	6027	173	0	8
Boston	.982	162	4447	1390	107	5944	126	1	19
Chicago	.981	162	4265	1541	114	5920	157	0	11
Oakland	.980	162	4293	1597	121	6011	162	0	16
TOTALS	.984	1215	64892	22472	1432	88796	2205	5	197

CLUB MISCELLANEOUS

NOTE: "V.LHS/RHS" IS THE CLUB RECORD IN GAMES STARTED BY LEFT OR RIGHT HANDED PITCHERS, NOT NECESSARILY VERSUS THAT INDIVIDUAL PITCHER.

CLUB	VS LHS	VS RHS	GRASS	ARTIF	DAY	NIGHT	1-RUN	X-INN	DOUBLEHEADERS			ATTENDANCE	
									W	L	S	HOME	ROAD
Baltimore	26-24	49-63	66-77	9-10	23-26	52-61	21-20	12-4	0	0	0	2,028,424	2,386,076
Boston	18-19	75-50	80-64	13-5	25-23	68-46	22-19	15-3	0	0	0	2,917,678	2,556,657
Chicago	20-26	47-69	64-92	3-3	25-29	42-66	21-23	5-5	0	0	2	1,629,470	2,303,901
Cleveland	36-24	66-36	98-57	4-3	39-17	63-43	20-15	4-2	1	0	0	2,048,138	2,218,344
Detroit	21-22	43-76	63-93	1-5	27-30	37-68	17-23	1-4	0	0	1	2,321,599	2,138,026
Houston	21-24	80-37	96-56	5-5	33-16	68-45	19-13	4-4	0	1	1	2,403,671	2,186,570
Kansas City	18-23	62-59	75-80	5-2	26-27	54-55	25-16	4-7	0	0	2	2,220,370	2,276,640
Los Angeles	24-24	56-58	76-79	4-3	19-23	61-59	27-22	8-7	0	0	0	3,019,583	2,240,721
Minnesota	26-23	59-54	82-74	3-3	28-33	57-44	15-18	3-3	0	2	2	2,051,279	2,223,833
New York	24-23	67-48	85-61	6-10	34-27	57-44	18-26	5-6	0	1	1	3,146,966	2,620,718
Oakland	19-26	56-61	74-80	1-7	35-27	40-60	21-21	4-9	1	0	1	1,475,721	2,357,284
Seattle	22-23	56-61	76-79	2-5	22-31	56-53	26-15	7-5	0	0	1	2,135,445	2,143,830
Tampa Bay	19-29	61-53	36-39	44-43	27-29	53-53	21-24	8-6	0	0	1	1,253,619	2,421,803
Texas	22-18	56-66	72-81	6-3	20-23	58-61	13-24	5-5	0	0	0	2,507,760	2,162,632
Toronto	18-24	58-62	30-41	46-45	31-29	45-57	26-27	5-14	0	0	0	3,203,886	2,422,909

REVIEW

CLUB RANK BATTING

CLUB	AVG	G	AB	R	H	TB	2B	3B	HR	RBI	SH	SF	HP	BB	IBB	SO	SB	CS	GI				
																			10	15	1	10	5
Baltimore	4	1	2	8	2	4	8	14	5	8	14	9	11	14	14	12	15	1	10	5	14		
Boston	9	1	1	6	4	12	4	10	15	6	15	11	8	4	1	5	3	7	12	14	5		
Chicago	10	1	9	12	10	13	12	1	13	13	1	14	3	13	12	11	11	7	5	12	12		
Cleveland	2	1	10	3	5	3	2	5	8	4	5	5	11	2	4	2	9	4	6	2	2		
Detroit	8	1	6	10	9	7	5	2	12	10	12	15	9	11	9	7	12	10	7	8	7		
Houston	1	1	3	1	1	1	1	9	2	1	12	1	4	10	6	1	4	13	11	1	1		
Kansas City	6	1	8	13	7	10	11	6	11	15	7	9	14	15	10	3	6	7	15	11	15		
Los Angeles	14	1	15	11	15	15	14	13	13	11	7	4	4	9	4	4	1	14	12	15	11		
Minnesota	5	1	5	4	6	5	6	4	9	3	3	7	13	3	7	9	5	6	1	6	4		
New York	3	1	4	2	3	2	10	7	1	2	6	2	6	1	8	10	7	2	4	3	3		
Oakland	11	1	13	9	11	6	3	12	4	9	11	6	15	5	13	13	2	8	4	9			
Seattle	7	1	7	7	7	8	7	11	10	7	10	12	2	12	3	6	8	12	9	9	6		
Tampa Bay	12	1	12	14	12	11	15	3	6	12	9	3	7	6	2	15	9	10	3	10	10		
Texas	13	1	14	5	13	9	13	8	3	5	2	7	1	7	11	14	2	14	2	7	8		
Toronto	15	1	11	15	14	14	8	15	7	14	4	12	10	8	14	8	14	5	14	13	13		

CLUB RANK PITCHING

CLUB	W	L	ERA	G	CG	SHO	SV	IP	H	TBF	R	ER	HR	SH	SF	HB	BB	IBB	SO	WP	BK
Boston	3	13	2	1	3	2	6	1	6	11	3	3	5	5	8	5	2	4	3	1	2
Chicago	14	2	13	1	14	15	14	6	8	12	13	14	2	7	12	15	12	13	10	9	
Cleveland	1	15	1	1	1	1	9	7	2	1	1	1	5	1	2	1	1	1	1	2	1
Detroit	15	1	15	1	4	14	13	15	15	14	15	15	10	4	15	10	11	15	11	5	4
Houston	2	14	5	1	8	6	2	4	3	5	4	5	2	7	1	14	10	2	15	4	
Kansas City	6	8	10	1	8	10	12	10	12	12	10	10	6	11	11	6	9	8	10	2	10
Los Angeles	6	8	6	1	8	4	4	7	5	2	6	6	11	13	3	1	3	9	7	8	10
Minnesota	5	11	9	1	2	2	5	11	13	9	9	9	11	12	10	13	4	13	14	4	15
New York	4	12	3	1	4	9	10	3	1	3	2	2	2	10	4	7	8	4	4	12	4
Oakland	12	3	12	1	8	10	11	13	10	7	13	12	8	7	11	10	6	2	11	14	2
Seattle	9	6	8	1	8	6	6	9	8	6	7	7	13	13	14	7	5	11	8	11	13
Tampa Bay	6	8	4	1	14	6	1	5	4	4	5	4	4	15	5	3	7	13	6	12	4
Texas	9	6	11	1	4	10	14	12	9	10	11	11	9	1	8	15	13	7	15	9	13
Toronto	11	5	7	1	4	10	2	2	11	15	8	8	7	2	5	3	12	9	5	5	4

AL BATTING LEADERS

BATTING AVERAGE

			HOME RUNS		RUNS BATTED IN		MULTI HIT	GAMES			
.346	Altuve,J	HOU	52	Judge,A	119	Cruz,N	SEA	59	Altuve,J	HOU	
.330	Garcia,A	CWS	43	Davis,K	OAK	114	Abreu,J	58	Abreu,J	CWS	
.318	Hosmer,E	KC	41	Gallo,J	TEX	110	Davis,K	OAK	54	Andrus,E	TEX
.318	Ramirez,J	CLE	39	Cruz,N	SEA	109	Upton,J	LAA	53	Schoop,J	BAL
.314	Reddick,J	HOU	38	Moustakas,M	KC	107	Encarnacio,E	CLE	53	Hosmer,E	KC
.306	Trout,M	LAA	38	Morrison,L	TB	105	Schoop,J	BAL	52	Ramirez,J	CLE
.305	Mauer,J	MIN	38	Smook,J	TOR	102	Abreu,J	CWS	52	Garcia,A	CWS
.304	Abreu,J	CWS	38	Encarnacio,E	CLE	102	Betts,M	BOS	51	Dickerson,C	TB
.303	Gonzalez,M	HOU	35	Upton,J	LAA	101	3 players tied	50	Lindor,F	CLE	
.300	Cain,L	KC	34	2 players tied				50	Cabrera,M	KC	

RUNS

			HITS		TOTAL BASES		GRAND SLAMS				
128	Judge,A	NYU	204	Altuve,J	HOU	343	Abreu,J	CWS	3	Machado,M	BAL
112	Springer,G	HOU	192	Hosmer,E	KC	341	Ramirez,J	CLE	3	Upton,J	LAA
112	Altuve,J	HOU	191	Andrus,E	TEX	340	Judge,A	NYU	2	Motter,T	SEA
107	Ramirez,J	CLE	189	Abreu,J	CWS	329	Lindor,F	CLE	2	Goins,R	TOR
106	Dozier,B	MIN	186	Ramirez,J	CLE	323	Altuve,J	HOU	2	Semien,M	OAK
101	Betts,M	BOS	182	Schoop,J	BAL	313	Schoop,J	BAL	2	Pearce,S	TOR
100	Andrus,E	TEX	178	Lindor,F	CLE	306	Dozier,B	MIN	1	52 players tied	
100	Upton,J	LAA	177	Cabrera,M	KC	305	Cruz,N	SEA			
99	Lindor,F	CLE	175	Cain,L	KC	303	Andrus,E	TEX			
98	Hosmer,E	KC	171	Garcia,A	CWS	301	2 players tied				

DOUBLES

			TRIPLES		STOLEN BASES		HITTING STREAKS				
56	Ramirez,J	CLE	10	Castellano,N	DET	34	Merrifield,W	KC	19	Merrifield,W	KC
49	Lowrie,J	OAK	8	Sanchez,Y	CWS	33	Maybin,C	HOU		13-May - 4-Jun	
46	Betts,M	BOS	6	Abreu,J	CWS	32	Altuve,J	HOU	19	Altuve,J	HOU
44	Lindor,F	CLE	6	Buxton,B	MIN	29	Buxton,B	MIN		2-Jul - 28-Jul	
44	Andrus,E	TEX	6	Ramirez,J	CLE	29	Deshields,D	TEX	17	5 streaks tied	
44	Upton,J	LAA	6	Merrifield,W	KC	29	Davis,R	BOS			
43	Gurriel,Y	HOU	6	Bogaerts,X	BOS	28	Dyson,J	SEA			
43	Abreu,J	CWS	6	Mahtook,M	DET	26	Betts,M	BOS			
39	Bregman,A	HOU	5	7 players tied		26	Cain,L	KC			
39	Altuve,J	HOU				25	Andrus,E	TEX			

WALKS

			ON BASE PERCENTAGE		SLUGGING PERCENTAGE		EXTRA BASE HITS				
127	Judge,A	NYU	.442	Trout,M	LAA	.629	Trout,M	LAA	91	Ramirez,J	CLE
104	Encarnacio,E	CLE	.422	Judge,A	NYU	.627	Judge,A	NYU	82	Abreu,J	CWS
94	Trout,M	LAA	.410	Altuve,J	HOU	.583	Ramirez,J	CLE	81	Lindor,F	CLE
88	Santana,C	CLE	.385	Hosmer,E	KC	.552	Abreu,J	CWS	79	Judge,A	NYU
84	Souza,S	TB	.384	Mauer,J	MIN	.549	Cruz,N	SEA	79	Upton,J	LAA
84	Bautista,J	TOR	.380	Garcia,A	CWS	.547	Altuve,J	HOU	72	Betts,M	BOS
83	Frazier,T	NYU	.377	Encarnacio,E	CLE	.540	Upton,J	LAA	72	Castellano,N	DET
81	Morrison,L	TB	.377	Gonzalez,M	HOU	.537	Gallo,J	TEX	72	Davis,K	OAK
78	Dozier,B	MIN	.375	Cruz,N	SEA	.531	Sanchez,G	NYU	68	3 players tied	
77	2 players tied		.374	Ramirez,J	CLE	.530	Gonzalez,M	HOU			

OUTFIELD ASSISTS

			HOME BATTING AVG		ROAD BATTING AVG.		RISP BATTING AVG				
13	Garcia,A	CWS	.344	Reddick,J	HOU	.381	Altuve,J	HOU	.361	Jones,A	BAL
12	Gardner,B	NYU	.333	Garcia,A	CWS	.327	Garcia,A	CWS	.360	Gonzalez,M	HOU
12	Cabrera,M	KC	.332	Rosario,E	MIN	.326	Hosmer,E	KC	.357	Abreu,J	CWS
11	Dyson,J	SEA	.314	Ramirez,J	CLE	.326	Gonzalez,M	HOU	.355	Betts,M	BOS
11	Benintendi,A	BOS	.313	Segura,J	SEA	.322	Ramirez,J	CLE	.351	Benintendi,A	BOS
10	Calhoun,K	LAA	.312	Judge,A	NYU	.321	Gregorius,D	NYU	.346	Reddick,J	HOU
10	Bautista,J	TOR	.312	Trout,M	LAA	.313	Abreu,J	CWS	.340	Cruz,N	SEA
9	Upton,J	LAA	.311	Cain,L	KC	.312	Gurriel,Y	HOU	.340	Mancini,T	BAL
9	Garcia,L	CWS	.311	Altuve,J	HOU	.309	Mauer,J	MIN	.338	Schoop,J	BAL
9	Deshields,D	TEX	.310	Hosmer,E	KC	.304	Mancini,T	BAL	.336	Upton,J	LAA

DAY BATTING AVG			NIGHT BATTING AVG			VS RIGHTY AVG			VS LEFTY AVG.		
.364	Hosmer,E	KC	.349	Garcia,A	CWS	.344	Altuve,J	HOU	.424	Garcia,A	CWS
.358	Altuve,J	HOU	.341	Altuve,J	HOU	.335	Hosmer,E	KC	.362	Morales,K	TOR
.349	Ramirez,J	CLE	.330	Reddick,J	HOU	.322	Gonzalez,M	HOU	.356	Abreu,J	CWS
.318	Cain,L	KC	.314	Bregman,A	HOU	.317	Gurriel,Y	HOU	.353	Altuve,J	HOU
.316	Mauer,J	MIN	.314	Abreu,J	CWS	.314	Reddick,J	HOU	.344	Upton,J	LAA
.310	Healy,R	OAK	.313	Trout,M	LAA	.313	Trout,M	LAA	.336	Pillar,K	TOR
.303	Springer,G	HOU	.311	Gonzalez,M	HOU	.312	Ramirez,J	CLE	.331	Dozier,B	MIN
.301	Cano,R	SEA	.307	Segura,J	SEA	.312	Cano,R	SEA	.331	Bregman,A	HOU
.301	Castellano,N	DET	.303	Beckham,T	BAL	.306	Cain,L	KC	.331	Smoak,J	TOR
.298	Schoop,J	BAL	.303	Ramirez,J	CLE	.306	Cruz,N	SEA	.329	Ramirez,J	CLE

CAUGHT STEALING			SACRIFICE BUNTS			SACRIFICE FLIES			STRIKEOUTS		
10	Andrus,E	TEX	13	Deshields,D	TEX	12	Reddick,J	HOU	208	Judge,A	NYY
9	Sanchez,Y	CWS	8	Engel,A	CWS	12	Longoria,E	TB	196	Gallo,J	TEX
8	Merrifield,W	KC	8	Maldonado,M	LAA	9	Machado,M	BAL	195	Davis,K	OAK
8	Rosario,E	MIN	7	Polanco,J	MIN	8	Benintendi,A	BOS	195	Davis,C	BAL
8	Deshields,D	TEX	7	Sanchez,Y	CWS	8	Simmons,A	LAA	180	Upton,J	LAA
8	Segura,J	SEA	7	Escobar,A	KC	8	Rosario,E	MIN	179	Souza,S	TB
8	Maybin,C	HOU	5	7 players tied		8	Valencia,D	SEA	173	Sano,M	MIN
7	6 players tied					7	9 players tied		170	Bautista,J	TOR
									167	Beckham,T	BAL
									165	Davidson,M	CWS

GROUNDED INTO DP			INTENTIONAL WALKS			HIT BY PITCH			AT BATS		
26	Pujols,A	LAA	15	Trout,M	LAA	19	Gomez,C	TEX	651	Lindor,F	CLE
23	Perez,S	KC	11	Judge,A	NYY	18	Maldonado,M	LAA	643	Andrus,E	TEX
22	Morales,K	TOR	9	Betts,M	BOS	15	Abreu,J	CWS	630	Machado,M	BAL
21	Abreu,J	CWS	8	Morrison,L	TB	14	Gordon,A	KC	628	Betts,M	BOS
20	Simmons,A	LAA	8	Cano,R	SEA	14	Frazier,T	NYY	622	Schoop,J	BAL
20	Schoop,J	BAL	8	Ramirez,H	BOS	12	Cruz,N	SEA	621	Abreu,J	CWS
20	Hosmer,E	KC	7	Benintendi,A	BOS	11	Heredia,G	SEA	620	Cabrera,M	KC
20	Davis,K	OAK	7	Moustakas,M	KC	11	Schoop,J	BAL	617	Dozier,B	MIN
20	Cain,L	KC	7	Cruz,N	SEA	11	Springer,G	HOU	614	Castellano,N	DET
19	2 players tied		6	11 players tied		10	3 players tied		613	Longoria,E	TB

HARDEST TO FAN (PLATE APP. PER SO)			RBI RATIO (AT BATS PER RBI)			HOME RUN RATIO (AT BATS PER HOME RUN)			HARDEST TO DOUBLE UP (AT BATS PER GDP)		
9.7	Simmons,A	LAA	4.7	Cruz,N	SEA	10.4	Judge,A	NYY	462.0	Buxton,B	MIN
9.3	Ramirez,J	CLE	4.8	Judge,A	NYY	11.0	Gallo,J	TEX	149.7	Gallo,J	TEX
9.1	Gurriel,Y	HOU	5.1	Gonzalez,M	HOU	12.2	Trout,M	LAA	148.5	Gardner,B	NYY
9.0	Betts,M	BOS	5.1	Upton,J	LAA	13.2	Davis,K	OAK	102.2	Kepler-Roz,M	MIN
9.0	Cabrera,M	KC	5.1	Davis,K	OAK	13.5	Morrison,L	TB	96.3	Seager,K	SEA
8.1	Gregorius,D	NYY	5.2	Encarnacio,E	CLE	14.3	Cruz,N	SEA	76.3	Gregorius,D	NYY
7.9	Altuve,J	HOU	5.2	Sanchez,G	NYY	14.3	Sanchez,G	NYY	69.8	Betts,M	BOS
7.8	Lindor,F	CLE	5.5	Mazara,N	TEX	14.6	Encarnacio,E	CLE	69.7	Polanco,J	MIN
7.6	Cano,R	SEA	5.6	Trout,M	LAA	14.6	Moustakas,M	KC	68.0	Gordon,A	KC
7.5	Reddick,J	HOU	5.6	Gallo,J	TEX	14.7	Smoak,J	TOR	65.1	Davis,C	BAL

GAMES PLAYED		
162	Odor,R	TEX
162	Hosmer,E	KC
162	Escobar,A	KC
160	Schoop,J	BAL
159	Lindor,F	CLE
158	Simmons,A	LAA
158	Andrus,E	TEX
158	Smoak,J	TOR
157	3 players tied	

AL PITCHING LEADERS

EARNED RUN AVERAGE

2.25	Kluber,C	CLE	18	Kluber,C
2.90	Sale,C	BOS	18	Vargas,J
2.98	Severino,L	NYN	18	Carrasco,C
3.09	Stroman,M	TOR	17	Bauer,T
3.28	Santana,E	MIN	17	Sale,C
3.29	Carrasco,C	CLE	17	Pomeranz,D
3.32	Pomeranz,D	BOS	16	Santana,E
3.36	Verlander,J	HOU	15	Verlander,J
3.40	Cashner,A	TEX	14	5 players tied
3.55	Gray,S	NYN		

WINNING STREAKS

CLE	9	Bauer,T	CLE
KC		21-Jul - 10-Sep	
CLE	9	Keuchel,D	HOU
CLE		3-Apr - 2-Jun	
BOS	8	Pomeranz,D	BOS
BOS		27-Jun - 28-Aug	
MIN	7	7 streaks tied	
HOU			

SAVES

47	Colome,A	TB	34	Gausman,K
39	Osuna,R	TOR	34	Archer,C
35	Kimble,C	BOS	33	Stroman,M
34	Diaz,E	SEA	33	Porcello,R
34	Giles,K	HOU	33	Estrada,M
30	Allen,C	CLE	33	Verlander,J
28	Kintzler,B	MIN	33	Nolasco,R
26	Herrera,K	KC	33	Santana,E
22	Chapman,A	NYN	32	7 players tied
19	Norris,B	LAA		

COMPLETE GAMES

BAL	5	Kluber,C	CLE
TB	5	Santana,E	MIN
TOR	2	Stroman,M	TOR
BOS	2	Porcello,R	BOS
TOR	1	18 players tied	
HOU			
LAA			
MIN			

GAMES

79	Shaw,B	CLE	214.1	Sale,C
79	Moylan,P	KC	211.1	Santana,E
77	Jennings,D	TB	206.0	Verlander,J
73	Tepera,R	TOR	203.2	Kluber,C
72	Coulombe,D	OAK	203.1	Porcello,R
71	Greene,S	DET	201.0	Stroman,M
71	Parker,B	LAA	201.0	Archer,C
70	4 players tied		200.0	Carrasco,C
			193.1	Severino,L
			186.2	Gausman,K

STRIKEOUTS

BOS	308	Sale,C	BOS
MIN	265	Kluber,C	CLE
HOU	249	Archer,C	TB
CLE	230	Severino,L	NYN
BOS	226	Carrasco,C	CLE
TOR	219	Verlander,J	HOU
TB	196	Bauer,T	CLE
CLE	194	Tanaka,M	NYN
NYN	181	Porcello,R	BOS
BAL	179	Gausman,K	BAL

WINNING PERCENTAGE

.867	Peacock,B	HOU	(13-2)	3	Kluber,C
.818	Kluber,C	CLE	(18-4)	3	Santana,E
.750	Carrasco,C	CLE	(18-6)	1	Tanaka,M
.739	Pomeranz,D	BOS	(17-6)	1	Mengden,D
.737	Keuchel,D	HOU	(14-5)	1	Bundy,D
.737	Sabathia,C	NYN	(14-5)	1	Boyd,M
.706	Paxton,J	SEA	(12-5)	1	Johnson,B
.700	Severino,L	NYN	(14-6)	1	Griffin,A
.680	Sale,C	BOS	(17-8)	1	Vargas,J
.667	3 players tied			1	Nolasco,R

SHUTOUTS

OPP. BATTING AVERAGE AGAINST

CLE	.193	Kluber,C	CLE
MIN	.208	Sale,C	BOS
NYN	.208	Severino,L	NYN
OAK	.221	Verlander,J	HOU
BAL	.225	Santana,E	MIN
DET	.226	Gray,S	NYN
BOS	.235	Carrasco,C	CLE
TEX	.240	Bundy,D	BAL
KC	.243	Fulmer,M	DET
LAA	.246	Archer,C	TB

HOME EARNED RUN AVERAGE

1.81	Kluber,C	CLE	2.24	Severino,L
2.45	Verlander,J	HOU	2.65	Carrasco,C
2.46	Cobb,A	TB	2.71	Santana,E
2.63	Stroman,M	TOR	2.71	Sale,C
2.72	Cashner,A	TEX	2.83	Kluber,C
3.16	Sale,C	BOS	3.19	Pomeranz,D
3.22	Tanaka,M	NYN	3.67	Porcello,R
3.26	Archer,C	TB	3.72	Stroman,M
3.34	Morton,C	HOU	4.06	Duffy,D
3.43	Montgomery,J	NYN	4.07	Cashner,A

ROAD EARNED RUN AVERAGE

NYN			
CLE			
MIN			
BOS			
CLE			
BOS			
BOS			
TOR			
KC			
TEX			

DAY EARNED RUN AVERAGE

1.85	Sale,C
1.89	Kluber,C
2.49	Santana,E
2.61	Porcello,R
2.64	Gray,S
2.87	Carrasco,C
3.04	Rodriguez,E
3.16	Cobb,A
3.42	Fulmer,M
3.48	Pomeranz,D

NIGHT EARNED RUN AVERAGE

BOS	2.37	Severino,L	NY
CLE	2.41	Kluber,C	CLE
MIN	2.59	Stroman,M	TOR
BOS	3.15	Verlander,J	HOU
NY	3.24	Pomeranz,D	BOS
CLE	3.34	Sale,C	BOS
BOS	3.54	Cashner,A	TEX
TB	3.55	Bundy,D	BAL
DET	3.57	Carrasco,C	CLE
BOS	3.76	Santana,E	MIN

HITS ALLOWED

236	Porcello,R	BOS
221	Perez,M	TEX
209	Hammel,J	KC
208	Gausman,K	BAL
205	Nolasco,R	LAA
204	Zimmermann,J	DET
201	Stroman,M	TOR
193	Archer,C	TB
186	Estrada,M	TOR
182	Gibson,K	MIN

LOSSES

17	Porcello,R	BOS
15	Miley,W	BAL
15	Nolasco,R	LAA
14	Holland,D	CWS
13	Biagini,J	TOR
13	Zimmermann,J	DET
13	Kennedy,I	KC
13	Gonzalez,M	TEX
13	Hammel,J	KC
12	7 players tied	

HOME RUNS ALLOWED

38	Porcello,R	BOS
37	Miranda,A	SEA
35	Tanaka,M	NY
35	Nolasco,R	LAA
34	Kennedy,I	KC
33	Jimenez,U	BAL
32	Fiers,M	HOU
31	Holland,D	CWS
31	Estrada,M	TOR
31	Santana,E	MIN

FEWEST WALKS PER 9 IP

1.6	Kluber,C	CLE
1.8	Sale,C	BOS
2.1	Tanaka,M	NY
2.1	Carrasco,C	CLE
2.1	Porcello,R	BOS
2.2	Fulmer,M	DET
2.2	Cobb,A	TB
2.4	Severino,L	NY
2.4	Hammel,J	KC
2.6	Santana,E	MIN

WILD PITCHES

15	Archer,C	TB
15	Paxton,J	SEA
12	Santana,E	MIN
11	Fiers,M	HOU
11	Gray,S	NY
11	Tillman,C	BAL
11	Clippard,T	HOU
10	Gossett,D	OAK
10	Cashner,A	TEX
10	Carrasco,C	CLE

HIT BATSMEN

13	Berrios,J	MIN
13	Fiers,M	HOU
13	Morton,C	HOU
11	McCullers,L	HOU
11	Betances,D	NY
11	Hamels,C	TEX
10	Manaea,S	OAK
10	Pelfrey,M	CWS
10	Carrasco,C	CLE
9	3 players tied	

EARNED RUNS

108	Zimmermann,J	DET
108	Jimenez,U	BAL
106	Hammel,J	KC
105	Porcello,R	BOS
103	Estrada,M	TOR
99	Perez,M	TEX
99	Nolasco,R	LAA
98	Miley,W	BAL
97	Gausman,K	BAL
94	Tanaka,M	NY

STRIKEOUTS PER 9 IP

12.9	Sale,C	BOS
11.7	Kluber,C	CLE
11.1	Archer,C	TB
10.7	Severino,L	NY
10.2	Carrasco,C	CLE
10.0	Bauer,T	CLE
9.8	Tanaka,M	NY
9.8	Verlander,J	HOU
9.0	Pomeranz,D	BOS
8.6	Gausman,K	BAL

BALKS

3	Claudio,A	TEX
2	Fulmer,C	CWS
2	Cotton,J	OAK
2	Mejia,A	MIN
2	Skaggs,T	LAA
2	Gaviglio,S	KC
2	Andriese,M	TB
2	Duffy,D	KC
1	55 players tied	

WALKS

93	Miley,W	BAL
75	Holland,D	CWS
72	Verlander,J	HOU
71	Gausman,K	BAL
71	Estrada,M	TOR
69	Pomeranz,D	BOS
64	Cashner,A	TEX
63	Miranda,A	SEA
63	Perez,M	TEX
62	3 players tied	

RUNS ALLOWED

125	Porcello,R	BOS
111	Zimmermann,J	DET
109	Hammel,J	KC
109	Jimenez,U	BAL
108	Perez,M	TEX
106	Holland,D	CWS
104	Miley,W	BAL
104	Estrada,M	TOR
102	Nolasco,R	LAA
101	Archer,C	TB

OPP. BAT. AVG. AGAINST

.193	Kluber,C	CLE
.208	Sale,C	BOS
.208	Severino,L	NY
.221	Verlander,J	HOU
.225	Santana,E	MIN
.226	Gray,S	NY
.235	Carrasco,C	CLE
.240	Bundy,D	BAL
.243	Fulmer,M	DET
.246	Archer,C	TB

GAMES FINISHED

58	Osuna,R	TOR
55	Allen,C	CLE
55	Giles,K	HOU
53	Colome,A	TB
52	Diaz,E	SEA
51	Kimbrel,C	BOS
48	Herrera,K	KC
42	Chapman,A	NY
41	Kintzler,B	MIN
38	Claudio,A	TEX

AL ROOKIE BATTING LEADERS

BATTING AVERAGE		HOME RUNS		RUNS BATTED IN		MULTI HIT GAMES					
.299	Gurriel,Y	HOU	52	Judge,A	114	Judge,A	47	Mancini,T	BAL		
.293	Mancini,T	BAL	26	Davidson,M	90	Benintendi,A	44	Gurriel,Y	HOU		
.284	Judge,A	NYY	24	Mancini,T	78	Mancini,T	43	Benintendi,A	BOS		
.283	Smith,K	CWS	24	Olson,M	OAK	75	Gurriel,Y	HOU	40	Gamel,B	SEA
.282	Haniger,M	SEA	20	Benintendi,A	OAK	68	Davidson,M	CWS	39	Judge,A	NYY
.275	Gamel,B	SEA	18	Gurriel,Y	HOU	59	Gamel,B	SEA	30	Haniger,M	SEA
.271	Benintendi,A	BOS	17	Bonifacio,J	KC	47	Haniger,M	SEA	27	Bonifacio,J	KC
.255	Bonifacio,J	KC	16	Haniger,M	SEA	45	Olson,M	OAK	26	Davidson,M	CWS
.249	Heredia,G	SEA	15	Pinder,C	OAK	42	Pinder,C	OAK	25	Heredia,G	SEA
.241	Zimmer,B	CLE	14	Chapman,M	OAK	40	2 players tied	19	2 players tied		

RUNS		HITS		TOTAL BASES		GRAND SLAMS					
128	Judge,A	NYY	159	Mancini,T	BAL	340	Judge,A	NYY	1	Wendle,J	OAK
84	Benintendi,A	BOS	158	Gurriel,Y	HOU	265	Mancini,T	HOU	1	Gurriel,Y	HOU
69	Gurriel,Y	HOU	155	Benintendi,A	BOS	257	Gurriel,Y	BAL	1	Zimmer,B	CLE
68	Gamel,B	SEA	154	Judge,A	NYY	243	Benintendi,A	BOS	1	Gallagher,C	KC
65	Mancini,T	BAL	140	Gamel,B	SEA	210	Gamel,B	SEA	1	Judge,A	NYY
58	Haniger,M	SEA	104	Haniger,M	SEA	187	Davidson,M	CWS	1	Haniger,M	SEA
55	Bonifacio,J	KC	98	Bonifacio,J	KC	181	Bonifacio,J	SEA	1	Davidson,M	CWS
43	Heredia,G	SEA	96	Heredia,G	SEA	166	Bonifacio,J	KC			
43	Davidson,M	CWS	91	Davidson,M	CWS	137	Chapman,M	OAK			
41	Zimmer,B	CLE	78	Smith,K	CWS	130	Heredia,G	SEA			

DOUBLES		TRIPLES		STOLEN BASES		HITTING STREAKS					
43	Gurriel,Y	HOU	5	Gamel,B	SEA	20	Benintendi,A	BOS	17	Mancini,T	BAL
27	Gamel,B	SEA	4	Frazier,C	NYY	18	Zimmer,B	CLE		11-Sep - 29-Sep	
26	Benintendi,A	BOS	4	Mancini,T	BAL	9	Judge,A	NYY	16	Gamel,B	SEA
26	Mancini,T	BAL	3	Garver,M	MIN	9	Hanson,A	CWS		14-Jul - 30-Jul	
25	Haniger,M	SEA	3	Engel,A	CWS	8	Engel,A	CWS	15	Gamel,B	SEA
24	Judge,A	NYY	3	Garcia,W	CWS	6	Jones,J	DET		9-Jun - 23-Jun	
23	Chapman,M	OAK	3	Judge,A	NYY	5	Haniger,M	SEA	13	Judge,A	NYY
17	Smith,K	CWS	2	7 players tied		4	Gamel,B	SEA		17-Sep - 30-Sep	
16	Heredia,G	SEA				3	5 players tied		13	Haniger,M	SEA
16	Davidson,M	CWS								6-Apr - 19-Apr	

WALKS		ON BASE PERCENTAGE		SLUGGING PERCENTAGE		EXTRA BASE HITS					
127	Judge,A	NYY	.422	Judge,A	NYY	.627	Judge,A	NYY	79	Judge,A	NYY
70	Benintendi,A	BOS	.352	Haniger,M	SEA	.491	Haniger,M	SEA	62	Gurriel,Y	HOU
36	Gamel,B	SEA	.352	Benintendi,A	BOS	.488	Mancini,T	BAL	54	Mancini,T	BAL
35	Bonifacio,J	KC	.338	Mancini,T	BAL	.486	Gurriel,Y	HOU	47	Benintendi,A	BOS
33	Mancini,T	BAL	.332	Gurriel,Y	HOU	.472	Chapman,M	OAK	43	Gamel,B	SEA
32	Chapman,M	OAK	.322	Gamel,B	SEA	.457	Pinder,C	OAK	43	Haniger,M	SEA
31	Maxwell,B	OAK	.320	Bonifacio,J	KC	.452	Davidson,M	CWS	43	Davidson,M	CWS
31	Haniger,M	SEA	.315	Heredia,G	SEA	.432	Bonifacio,J	KC	39	Chapman,M	OAK
29	Robertson,D	TB	.313	Chapman,M	OAK	.424	Benintendi,A	BOS	33	Bonifacio,J	KC
29	Moncada,Y	CWS	.309	Smith,K	CWS	.413	Gamel,B	SEA	31	Pinder,C	OAK

OUTFIELD ASSISTIS		
11	Benintendi,A	BOS
8	Zimmer,B	CLE
7	Gamel,B	SEA
6	Heredia,G	SEA
6	Haniger,M	SEA
5	Mancini,T	BAL
5	Judge,A	NYY
5	Engel,A	CWS
4	Bonifacio,J	KC
3	Olson,M	OAK

AL ROOKIE PITCHING LEADERS

EARNED RUN AVERAGE

3.43	Faria,J	TB
3.64	Bridwell,P	LAA
3.88	Montgomery,J	NYN
4.30	Junis,J	KC
4.50	Mejia,A	MIN
5.31	Pruitt,A	TB
5.58	Cotton,J	OAK
6.11	Gossett,D	OAK

WINS

10	Bridwell,P	LAA
9	Montgomery,J	NYN
9	Cotton,J	OAK
9	Junis,J	KC
7	Pruitt,A	TB
6	Middleton,K	LAA
6	Zych,T	SEA
5	4 players tied	

WINNING STREAKS

6	Junis,J	KC
	24-Jul-20-Sep	
5	Bridwell,P	LAA
	5-Jul-13-Aug	
4	4 streaks tied	

SAVES

9	Minaya,J	CWS
4	Alexander,S	KC
3	Middleton,K	LAA
2	Leclerc,J	TEX
1	10 players tied	

GAMES STARTED

29	Montgomery,J	NYN
24	Cotton,J	OAK
21	Mejia,A	MIN
20	Bridwell,P	LAA
18	Gossett,D	OAK
16	Junis,J	KC
14	Faria,J	TB
13	Gaviglio,S	KC
13	Meyer,A	LAA
12	Covey,D	CWS

COMPLETE GAMES

1	Johnson,B	BOS
---	-----------	-----

GAMES

64	Middleton,K	LAA
60	Barnes,D	TOR
59	Pazos,J	SEA
58	Alexander,S	KC
57	Scott,R	BOS
57	Beck,C	CWS
55	Stumpf,D	DET
52	Infante,G	CWS
51	Hart,D	BAL
47	Leclerc,J	TEX

INNINGS PITCHED

155.1	Montgomery,J	NYN
129.0	Cotton,J	OAK
121.0	Bridwell,P	LAA
98.1	Junis,J	KC
98.0	Mejia,A	MIN
91.1	Gossett,D	OAK
86.2	Faria,J	TB
83.0	Pruitt,A	TB
74.1	Gaviglio,S	KC
70.0	Covey,D	CWS

STRIKEOUTS

144	Montgomery,J	NYN
105	Cotton,J	OAK
85	Mejia,A	MIN
84	Faria,J	TB
80	Junis,J	KC
75	Meyer,A	LAA
73	Bridwell,P	LAA
72	Gossett,D	OAK
69	Martes,F	HOU
66	2 players tied	

WINNING PERCENTAGE

.563	Montgomery,J	NYN	(9-7)
.474	Cotton,J	OAK	(9-10)
.267	Gossett,D	OAK	(4-11)

SHUTOUTS

1	Johnson,B	BOS
---	-----------	-----

OPP. BATTING AVERAGE AGAINST

.225	Faria,J	TB
.236	Montgomery,J	NYN
.252	Bridwell,P	LAA
.264	Junis,J	KC
.267	Cotton,J	OAK
.281	Mejia,A	MIN
.300	Pruitt,A	TB
.306	Gossett,D	OAK

NL TEAM LEADERS

CLUB BATTING

CLUB	AVG	G	AB	R	H	TB	2B	3B	HR	RBI	SH	SF	HP	BB	IBB	SO	SB	CS	GI		
																			DP	SLG	OBP
Colorado	.273	162	5534	824	1510	2455	293	38	192	793	62	41	44	519	46	1408	59	34	143	.444	.338
Miami	.267	162	5602	778	1497	2412	271	31	194	743	50	41	67	486	48	1282	91	30	119	.431	.331
Washington	.266	162	5553	819	1477	2495	311	31	215	796	43	45	31	542	56	1327	108	30	116	.449	.332
Atlanta	.263	162	5584	732	1467	2303	289	26	165	706	59	32	66	474	57	1184	77	31	137	.412	.326
St. Louis	.256	162	5470	761	1402	2330	284	28	196	728	47	44	65	593	36	1348	80	32	139	.426	.334
Chicago	.255	162	5496	822	1402	2403	274	29	223	785	48	32	82	622	54	1401	62	31	134	.437	.338
Arizona	.254	162	5525	812	1405	2457	314	39	220	776	39	27	54	578	44	1456	103	30	106	.445	.329
Cincinnati	.253	162	5484	753	1390	2372	249	38	219	715	50	42	72	565	41	1329	120	39	116	.433	.329
New York	.250	162	5510	735	1379	2393	286	28	224	713	36	37	57	529	31	1291	58	23	118	.434	.320
Philadelphia	.250	162	5535	690	1382	2263	287	36	174	654	21	36	47	494	25	1417	59	25	128	.409	.315
Milwaukee	.249	162	5467	732	1363	2346	267	22	224	695	42	26	53	547	34	1571	128	41	116	.429	.322
Los Angeles	.249	162	5408	770	1347	2362	312	20	221	730	31	38	64	649	41	1380	77	28	119	.437	.334
San Francisco	.249	162	5551	639	1382	2112	290	28	128	612	31	52	36	467	37	1204	76	34	136	.380	.309
Pittsburgh	.244	162	5458	668	1331	2105	249	36	151	635	42	28	88	519	39	1213	67	36	120	.386	.318
San Diego	.234	162	5356	604	1251	2107	227	31	189	576	52	33	53	460	20	1499	89	33	99	.393	.299
Totals	.254	1215	82533	11139	20985	4203	461	2935	10657	653	879	609	8044	20310	1254	1846	477	.423			

CLUB PITCHING

CLUB	W	L	ERA	G	CG	SHO	SV	IP	H	R	ER	HR	HB	BB	IBB	SO	WP	BK	AVG
Los Angeles	104	58	3.38	162	2	16	51	1444.2	1226	580	543	184	40	442	33	1549	40	10	.228
Arizona	93	69	3.66	162	2	11	43	1441.0	1309	659	586	171	38	516	45	1482	82	5	.240
Washington	97	65	3.88	162	3	5	46	1446.2	1300	672	623	189	60	495	39	1457	44	5	.239
Chicago	92	70	3.95	162	2	8	38	1447.1	1294	695	636	194	66	554	29	1439	73	4	.238
Milwaukee	86	76	4.00	162	1	12	54	1445.2	1381	697	642	185	64	553	45	1346	50	2	.252
St. Louis	83	79	4.01	162	3	12	43	1450.1	1393	705	646	183	67	493	50	1351	38	0	.253
Pittsburgh	75	87	4.22	162	2	12	36	1440.2	1464	731	676	182	58	511	32	1262	58	2	.264
San Francisco	64	98	4.50	162	3	5	32	1452.0	1515	776	726	182	50	496	42	1234	55	3	.268
Colorado	87	75	4.51	162	1	9	47	1437.2	1453	757	721	190	50	532	20	1270	69	10	.264
Philadelphia	66	96	4.55	162	1	7	33	1441.0	1471	782	729	221	63	527	39	1309	50	11	.265
San Diego	71	91	4.67	162	2	12	45	1430.2	1417	816	742	226	75	554	28	1325	73	11	.259
Atlanta	72	90	4.72	162	0	6	36	1441.1	1463	821	756	192	70	584	39	1258	58	5	.263
Miami	77	85	4.82	162	1	7	34	1442.2	1450	822	772	193	75	627	59	1202	57	3	.263
New York	70	92	5.01	162	2	5	34	1434.2	1538	863	799	220	55	593	51	1374	55	5	.273
Cincinnati	68	94	5.17	162	2	8	33	1430.0	1442	869	821	248	77	631	37	1300	62	7	.263
Totals	1205	1225	4.34	1215	27	135	605	21626.1	21116	11245	10418	2960	908	8108	588	20158	864	83	.256

CLUB FIELDING

CLUB	PCT	G	PO	A	E	TC	DP	TP	PB
Miami	.988	162	4328	1554	73	5955	156	0	12
Colorado	.987	162	4313	1730	77	6120	168	0	18
Cincinnati	.986	162	4290	1623	81	5994	132	1	9
Philadelphia	.986	162	4323	1497	82	5902	145	1	17
San Francisco	.985	162	4356	1522	87	5965	127	0	6
Washington	.985	162	4340	1434	86	5860	139	0	10
Los Angeles	.985	162	4334	1367	88	5789	131	0	19
St. Louis	.984	162	4351	1594	94	6039	164	0	7
Chicago	.984	162	4342	1656	95	6093	139	0	13
New York	.984	162	4304	1456	92	5852	125	0	7
Atlanta	.984	162	4324	1578	97	5999	137	0	20
Pittsburgh	.984	162	4322	1662	99	6083	156	0	15
Arizona	.982	162	4323	1604	108	6035	140	0	12
San Diego	.981	162	4292	1623	113	6028	177	0	8
Milwaukee	.981	162	4337	1624	115	6076	164	0	11
Totals	.985	1215	64879	23524	1387	89790	2200	2	184

CLUB MISCELLANEOUS

NOTE: "V.LHS/RHS" IS THE CLUB RECORD IN GAMES STARTED BY LEFT OR RIGHT HANDED PITCHERS, NOT NECESSARILY VERSUS THAT INDIVIDUAL PITCHER.

CLUB	VS LHS	VS RHS	GRASS	ARTIF	DAY	NIGHT	1-RUN	X-INN	DOUBLEHEADERS			ATTENDANCE	
									W	L	S	HOME	ROAD
Arizona	25-17	68-52	93-69	0-0	28-21	65-48	29-23	9-3	0	0	0	2,134,375	2,587,065
Atlanta	15-15	57-75	70-90	2-0	22-27	50-63	19-24	6-8	1	0	1	2,505,252	2,309,180
Chicago	21-14	71-56	91-69	1-1	37-36	55-34	26-17	7-3	0	0	0	3,199,562	2,791,299
Cincinnati	9-29	59-65	67-89	1-5	25-36	43-58	13-22	3-7	0	0	0	1,836,917	2,599,638
Colorado	28-20	59-55	87-75	0-0	35-23	52-52	21-14	2-3	0	0	0	2,953,650	2,476,640
Los Angeles	33-15	71-43	104-58	0-0	30-14	74-44	25-19	8-4	0	0	0	3,765,856	2,719,921
Miami	13-21	64-64	76-84	1-1	23-25	54-60	18-22	6-5	1	0	0	1,651,997	2,332,863
Milwaukee	17-17	69-59	82-75	4-1	32-29	54-47	25-22	5-11	0	0	0	2,558,722	2,473,001
New York	15-23	55-69	70-92	0-0	14-33	56-59	21-24	3-8	0	0	1	2,460,622	2,460,154
Philadelphia	24-21	42-75	66-96	0-0	26-30	40-66	21-36	7-10	0	2	0	1,905,354	2,506,150
Pittsburgh	17-24	58-63	74-85	1-2	28-22	47-65	20-24	8-9	0	0	0	1,919,447	2,643,274
San Diego	19-27	52-64	71-91	0-0	19-31	52-60	19-19	4-7	0	0	0	2,138,491	2,605,120
San Francisco	18-30	46-68	64-98	0-0	22-35	42-63	23-24	12-7	0	0	0	3,303,652	2,541,497
St. Louis	19-16	64-63	83-79	0-0	26-27	57-52	24-29	5-9	0	0	0	3,447,937	2,537,288
Washington	22-15	75-50	97-65	0-0	27-29	70-36	30-21	7-4	0	0	0	2,524,980	2,427,389

CLUB RANK BATTING

CLUB	AVG	G	AB	R	H	TB	2B	3B	HR	RBI	SH	SF	HP	BB	IBB	SO	SB	CS	GI			
																			DP	SLG	OBP	
Arizona	7	1	7	4	5	2	1	1	5	4	11	14	9	4	6	13	4	4	2	2	7	
Atlanta	4	1	2	10	4	11	6	13	13	10	2	11	5	13	1	1	8	7	13	11	9	
Chicago	6	1	9	2	6	5	10	9	3	3	6	11	2	2	3	10	12	7	11	4	1	
Cincinnati	8	1	10	8	8	7	13	2	6	8	4	4	3	5	7	7	2	14	3	7	8	
Colorado	1	1	6	1	1	3	4	2	10	2	1	5	13	9	5	11	13	11	15	3	2	
Los Angeles	12	1	14	6	13	8	2	15	4	6	13	7	7	1	7	9	8	3	7	5	3	
Miami	2	1	1	5	2	4	11	6	9	5	4	5	4	12	4	4	5	4	7	8	6	
Milwaukee	11	1	12	10	12	9	12	14	1	11	9	15	10	6	12	15	1	15	3	9	10	
New York	9	1	8	9	11	6	8	10	1	9	12	8	8	8	13	5	15	1	6	6	11	
Philadelphia	10	1	5	12	9	12	7	4	12	12	15	9	12	11	14	12	13	2	10	12	13	
Pittsburgh	14	1	13	13	14	15	13	4	14	13	9	13	1	9	9	3	11	13	9	14	12	
San Diego	15	1	15	15	15	14	15	6	11	15	3	10	10	15	15	14	6	10	1	13	15	
San Francisco	13	1	4	14	9	13	5	10	15	14	13	1	14	14	10	2	10	11	12	15	14	
St. Louis	5	1	11	7	6	10	5	9	10	8	7	7	3	6	3	11	8	7	9	14	10	4
Washington	3	1	3	3	3	1	3	6	7	1	8	2	15	7	2	6	3	4	3	1	5	

CLUB RANK PITCHING

CLUB	W	L	ERA	G	CG	SHO	SV	IP	H	TBF	R	ER	HR	SH	SF	HB	BB	IBB	SO	WP	BK
Atlanta	10	6	12	1	15	12	9	8	11	13	12	12	9	13	7	12	12	7	13	9	7
Chicago	4	12	4	1	4	8	8	3	2	4	4	4	11	1	2	10	10	3	4	13	6
Cincinnati	13	3	15	1	4	8	13	15	8	11	15	15	15	12	14	15	15	6	10	11	11
Colorado	5	11	9	1	11	7	3	12	10	8	8	8	8	9	11	3	8	1	11	12	12
Los Angeles	1	15	1	1	4	1	2	6	1	1	1	1	5	6	1	2	1	5	1	2	12
Miami	8	8	13	1	11	10	11	7	9	14	13	13	10	15	10	13	14	15	15	8	4
Milwaukee	6	10	5	1	11	2	1	5	5	6	5	5	6	6	2	9	9	11	7	4	2
New York	12	4	14	1	4	13	11	13	15	15	14	14	12	9	15	5	13	14	5	6	7
Philadelphia	14	2	10	1	11	10	13	9	13	10	10	10	13	5	13	8	7	7	9	4	14
Pittsburgh	9	7	7	1	4	2	9	11	12	9	7	7	2	13	2	6	5	4	12	9	2
San Diego	11	5	11	1	4	2	5	14	7	7	11	11	14	2	6	13	10	2	8	13	14
San Francisco	15	1	8	1	1	13	15	1	14	12	9	9	2	11	9	3	4	10	14	6	4
St. Louis	7	9	6	1	1	2	6	2	6	5	6	6	4	8	12	11	2	13	6	1	1
Washington	2	14	3	1	1	13	4	4	3	2	3	3	7	3	5	7	3	7	3	3	7

REVIEW

NL BATTING LEADERS

BATTING AVERAGE

.331	Blackmon,C	COL	59	Stanton,G	MIA	132	Stanton,G	MIA	68	Blackmon,C	COL
.322	Murphy,D	WSH	39	Bellinger,C	LA	130	Arenado,N	COL	60	Ozuna,M	MIA
.322	Turner,J	LA	37	Arenado,N	COL	124	Ozuna,M	MIA	59	Gordon,D	MIA
.320	Votto,J	CIN	37	Ozuna,M	MIA	120	Goldschmid,P	ARI	57	Inciarte,E	ATL
.320	Posey,B	SF	37	Blackmon,C	COL	109	Rizzo,A	CHI	52	Arenado,N	COL
.312	Ozuna,M	MIA	36	Goldschmid,P	ARI	108	Zimmerman,R	WSH	52	LeMahieu,D	COL
.310	LeMahieu,D	COL	36	Zimmerman,R	WSH	105	Lamb,J	ARI	51	Votto,J	CIN
.309	Arenado,N	COL	36	Votto,J	CIN	104	Blackmon,C	COL	50	Yelich,C	MIA
.308	Gordon,D	MIA	32	Rizzo,A	CHI	101	Shaw,T	MIL	49	Murphy,D	WSH
.307	Freeman,F	ATL	31	3 players tied		100	2 players tied		48	Stanton,G	MIA

HOME RUNS

RUNS BATTED IN

MULTI HIT GAMES

RUNS

137	Blackmon,C	COL	213	Blackmon,C	COL	387	Blackmon,C	COL	4	Gennett,S	CIN
123	Stanton,G	MIA	201	Gordon,D	MIA	377	Stanton,G	MIA	3	Taylor,C	LA
117	Goldschmid,P	ARI	201	Inciarte,E	ATL	355	Arenado,N	COL	2	Franco,M	PHI
114	Gordon,D	MIA	191	Ozuna,M	MIA	336	Ozuna,M	MIA	2	Martinez,J	ARI
111	Bryant,K	CHI	189	LeMahieu,D	COL	323	Votto,J	CIN	2	Granderson,C	LA
106	Votto,J	CIN	187	Arenado,N	COL	314	Goldschmid,P	ARI	1	54 players tied	
100	Yelich,C	MIA	179	Votto,J	CIN	300	Zimmerman,R	WSH			
100	Arenado,N	COL	172	Murphy,D	WSH	295	Bryant,K	CHI			
99	Rizzo,A	CHI	170	Yelich,C	MIA	290	Rizzo,A	CHI			
95	3 players tied		168	Stanton,G	MIA	290	Murphy,D	WSH			

HITS

TOTAL BASES

GRAND SLAMS

DOUBLES

43	Arenado,N	COL	14	Blackmon,C	COL	60	Gordon,D	MIA	21	Herrera,O	PHI
43	Murphy,D	WSH	11	Hamilton,B	CIN	59	Hamilton,B	CIN		28-Jul - 8-Sep	
42	Herrera,O	PHI	9	Gordon,D	MIA	46	Turner,T	WSH	19	Harper,B	WSH
41	Rendon,A	WSH	9	Fowler,D	STL	25	Pham,T	STL		1-Jul - 27-Jul	
39	Markakis,N	ATL	7	Margot,M	SD	24	Reyes,J	NY	17	Gordon,D	MIA
38	Bryant,K	CHI	7	Arenado,N	COL	23	Peraza,J	CIN		27-Aug - 14-Sep	
37	Duvall,A	CIN	7	Cozart,Z	CIN	23	Villar,J	MIL	17	Votto,J	CIN
37	Drury,B	ARI	7	Reyes,J	NY	22	Inciarte,E	ATL		26-Jul - 12-Aug	
36	Yelich,C	MIA	6	6 players tied		21	Broxton,K	MIL	16	4 streaks tied	
35	2 players tied					21	Marte,S	PIT			

TRIPLES

STOLEN BASES

HITTING STREAKS

WALKS

134	Votto,J	CIN	454	Votto,J	CIN	.631	Stanton,G	MIA	91	Stanton,G	MIA
109	Carpenter,M	STL	415	Turner,J	LA	.601	Blackmon,C	COL	87	Arenado,N	COL
95	Bryant,K	CHI	411	Pham,T	STL	.586	Freeman,F	ATL	86	Blackmon,C	COL
94	Goldschmid,P	ARI	409	Bryant,K	CHI	.586	Arenado,N	COL	73	Goldschmid,P	ARI
91	Rizzo,A	CHI	404	Goldschmid,P	ARI	.581	Bellinger,C	LA	71	Duvall,A	CIN
87	Lamb,J	ARI	403	Rendon,A	WSH	.578	Votto,J	CIN	71	Bryant,K	CHI
85	Stanton,G	MIA	403	Freeman,F	ATL	.573	Zimmerman,R	WSH	71	Votto,J	CIN
84	Suarez,E	CIN	400	Posey,B	SF	.563	Goldschmid,P	ARI	69	4 players tied	
84	Rendon,A	WSH	.399	Blackmon,C	COL	.548	Ozuna,M	MIA			
80	Yelich,C	MIA	.392	Rizzo,A	CHI	.548	Cozart,Z	CIN			

ON BASE PERCENTAGE

SLUGGING PERCENTAGE

EXTRA BASE HITS

OUTFIELD ASSISTS

15	Duvall,A	CIN	.391	Blackmon,C	COL	.341	Murphy,D	WSH	.409	Murphy,D	WSH
13	Hamilton,B	CIN	.345	Zimmerman,R	WSH	.340	Pham,T	STL	.385	Arenado,N	COL
10	Ozuna,M	MIA	.345	Posey,B	SF	.336	Taylor,C	LA	.383	Blackmon,C	COL
9	Stanton,G	MIA	.344	Ozuna,M	MIA	.331	Bryant,K	CHI	.375	Rendon,A	WSH
9	Renfroe,H	SD	.336	Arenado,N	COL	.320	Panik,J	SF	.371	Votto,J	CIN
9	Parra,G	COL	.332	Gordon,D	MIA	.319	Turner,J	LA	.365	Goldschmid,P	ARI
9	McCutchen,A	PIT	.328	Votto,J	CIN	.317	Realmuto,J	MIA	.361	Seager,C	LA
8	4 players tied		.327	LeMahieu,D	COL	.313	Votto,J	CIN	.356	Ozuna,M	MIA
			.327	Cozart,Z	CIN	.308	Cabrera,A	NY	.346	Freeman,F	ATL
			.326	Inciarte,E	ATL	.304	Markakis,N	ATL	.345	Span,D	SF

HOME BATTING AVG

ROAD BATTING AVG.

RISP BATTING AVG

DAY BATTING AVG

.364	Blackmon,C	COL
.359	Turner,J	LA
.348	Freeman,F	ATL
.341	Votto,J	CIN
.332	Murphy,D	WSH
.326	Hernandez,C	PHI
.321	Ozuna,M	MIA
.320	Goldschmid,P	ARI
.318	Arenado,N	COL
.315	Inciarte,E	ATL

NIGHT BATTING AVG

.324	Posey,B	SF
.319	Pham,T	STL
.317	Murphy,D	WSH
.313	Taylor,C	LA
.312	LeMahieu,D	COL
.311	Blackmon,C	COL
.311	Peralta,D	ARI
.309	Turner,J	LA
.308	Votto,J	CIN
.307	Ozuna,M	MIA

VS RIGHTY AVG

.332	Murphy,D	WSH
.331	Votto,J	CIN
.329	Blackmon,C	COL
.318	Freeman,F	ATL
.314	Gordon,D	MIA
.313	Ozuna,M	MIA
.310	Pham,T	STL
.307	Inciarte,E	ATL
.304	Posey,B	SF
.302	Peralta,D	ARI

VS LEFTY AVG.

.420	Arenado,N	COL
.392	Cabrera,A	NY
.380	Turner,J	LA
.362	LeMahieu,D	COL
.360	Posey,B	SF
.337	Cozart,Z	CIN
.337	Rendon,A	WSH
.336	McCutchen,A	PIT
.333	Blackmon,C	COL
.331	Zimmerman,R	WSH

CAUGHT STEALING

16	Gordon,D	MIA
13	Hamilton,B	CIN
10	Blackmon,C	COL
9	Inciarte,E	ATL
8	Turner,T	WSH
8	Peraza,J	CIN
8	Villar,J	MIL
8	Phillips,B	ATL
7	6 players tied	

SACRIFICE BUNTS

14	Davies,Z	MIL
12	Cole,G	PIT
12	Teheran,J	ATL
9	Godley,Z	ARI
9	Nova,I	PIT
8	Marquez,G	COL
8	Straily,D	MIA
8	Corbin,P	ARI
8	Urena,J	MIA
8	Richard,C	SD

SACRIFICE FLIES

11	Duval,A	CIN
9	Crawford,B	SF
9	Parra,G	COL
9	Molina,Y	STL
8	Panik,J	SF
7	Gyorko,J	COL
7	Myers,W	SD
7	Turner,J	LA
6	8 players tied	

STRIKEOUTS

191	Story,T	COL
180	Myers,W	SD
178	Santana,D	MIL
175	Broxton,K	MIL
175	Reynolds,M	COL
170	Duval,A	CIN
163	Stanton,G	MIA
163	Thames,E	MIL
152	Lamb,J	ARI
150	Schwarber,K	CHI

GROUNDED INTO DP

25	Kemp,M	ATL
24	LeMahieu,D	COL
21	Puig,Y	LA
21	Franco,M	PHI
21	Joseph,T	PHI
21	Arenado,N	COL
21	Rizzo,A	CHI
20	Shaw,T	MIL
19	Cabrera,A	NY
19	Phillips,B	ATL

INTENTIONAL WALKS

20	Votto,J	CIN
15	Baez,J	CHI
15	Goldschmid,P	ARI
14	Murphy,D	WSH
14	Freeman,F	ATL
13	Bellinger,C	LA
13	Lamb,J	ARI
13	Stanton,G	MIA
13	Posey,B	SF
13	Mercer,J	PIT

HIT BY PITCH

24	Rizzo,A	CHI
23	Harrison,J	PIT
20	Flowers,T	ATL
19	Turner,J	LA
18	Dietrich,D	MIA
15	Bryant,K	CHI
15	Freese,D	PIT
14	Schebler,S	CIN
13	Suzuki,K	ATL
12	2 players tied	

AT BATS

662	Inciarte,E	ATL
653	Gordon,D	MIA
644	Blackmon,C	COL
613	Ozuna,M	MIA
609	LeMahieu,D	COL
608	Galvis,F	PHI
606	Arenado,N	COL
602	Yelich,C	MIA
597	Stanton,G	MIA
593	Markakis,N	ATL

**HARDEST TO FAN
(PLATE APP. PER SO)**

10.6	Panik,J	SF
9.7	Turner,J	LA
8.6	Posey,B	SF
8.5	Votto,J	CIN
8.4	Solarte,Y	SD
7.9	Span,D	SF
7.7	Murphy,D	WSH
7.7	Rizzo,A	CHI
7.6	Inciarte,E	ATL
7.6	LeMahieu,D	COL

**RBI RATIO
(AT BATS PER RBI)**

4.5	Stanton,G	MIA
4.7	Goldschmid,P	ARI
4.7	Arenado,N	COL
4.9	Zimmerman,R	WSH
4.9	Ozuna,M	MIA
4.9	Bellinger,C	LA
5.1	Rendon,A	WSH
5.1	Lamb,J	ARI
5.2	Rizzo,A	CHI
5.3	Shaw,T	MIL

**HOME RUN RATIO
(AT BATS PER HOME RUN)**

10.1	Stanton,G	MIA
12.3	Bellinger,C	LA
14.6	Zimmerman,R	WSH
15.1	Thames,E	WSH
15.5	Goldschmid,P	MIA
15.5	Votto,J	LA
15.7	Freeman,F	WSH
15.8	Schebler,S	ARI
16.4	Arenado,N	COL
16.6	Ozuna,M	MIA

**HARDEST TO DOUBLE UP
(AT BATS PER GIDP)**

257.0	Taylor,C	LA
167.0	Reyes,J	NY
161.0	Blackmon,C	COL
116.4	Hamilton,B	CIN
99.4	Carpenter,M	STL
97.2	Harrison,J	PIT
96.0	Bellinger,C	LA
93.3	Gordon,D	MIA
89.8	Granderson,C	LA
87.6	Cozart,Z	CIN

GAMES PLAYED

162	Galvis,F	PHI
162	Votto,J	CIN
160	Markakis,N	ATL
159	Bell,J	PIT
159	Arenado,N	COL
159	Ozuna,M	MIA
159	Stanton,G	MIA
159	Blackmon,C	COL
158	Gordon,D	MIA
157	three players tied	

NL PITCHING LEADERS

EARNED RUN AVERAGE

2.31	Kershaw,C	LA	18	Kershaw,C
2.51	Scherzer,M	WSH	17	Davies,Z
2.52	Strasburg,S	WSH	17	Greinke,Z
2.89	Ray,R	ARI	16	Wood,A
2.96	Gonzalez,G	WSH	16	Scherzer,M
3.20	Greinke,Z	ARI	15	Degrom,J
3.43	Lynn,L	STL	15	Ray,R
3.49	Nelson,J	MIL	15	Strasburg,S
3.53	Arrieta,J	CHI	15	Gonzalez,G
3.53	Degrom,J	NY	14	3 players tied

WINNING STREAKS

12	Kershaw,C	LA
6-May - 1-Sep	Ray,R	MIL
11	Wood,A	ARI
15-Apr - 15-Jul	Degrom,J	WSH
8	Degrom,J	NY
12-Jun - 24-Jul	Weaver,L	ARI
7	Weaver,L	STL
2-Aug - 20-Sep	Arrieta,J	WSH
7 streaks tied	Degrom,J	WSH

SAVES

41	Holland,G	COL
41	Jansen,K	LA
39	Knebel,C	MIL
39	Rodney,F	ARI
32	Davis,W	CHI
28	Iglesias,R	CIN
27	Ramos,A	NY
26	Neris,H	PHI
22	Johnson,J	ATL
21	3 players tied	

GAMES STARTED

33	Davies,Z	MIL
33	Straily,D	MIA
33	Cole,G	PIT
33	Lynn,L	STL
32	9 players tied	

COMPLETE GAMES

2	Martinez,C	STL
2	Richard,C	SD
2	Scherzer,M	WSH
2	Nova,I	PIT
1	19 players tied	

GAMES

76	Knebel,C	MIL
76	Nicasio,J	STL
75	Bowman,M	STL
75	Blevins,J	NY
74	Neris,H	PHI
73	Barnes,J	MIL
73	Edwards,C	CHI
73	Rivero,F	PIT
73	Cecil,B	STL
72	Hand,B	SD

INNINGS PITCHED

207.2	Samardzija,J	SF
205.0	Martinez,C	STL
203.0	Cole,G	PIT
202.1	Greinke,Z	ARI
201.1	Degrom,J	NY
201.0	Gonzalez,G	WSH
200.2	Scherzer,M	WSH
197.1	Richard,C	SD
191.1	Davies,Z	MIL
190.0	Dickey,R	ATL

STRIKEOUTS

268	Scherzer,M	WSH
239	Degrom,J	NY
218	Ray,R	ARI
217	Martinez,C	STL
215	Greinke,Z	ARI
205	Samardzija,J	SF
204	Strasburg,S	WSH
202	Kershaw,C	LA
199	Nelson,J	MIL
196	Cole,G	PIT

WINNING PERCENTAGE

.842	Wood,A	LA	(16-3)
.818	Kershaw,C	LA	(18-4)
.789	Strasburg,S	WSH	(15-4)
.750	Ray,R	ARI	(15-5)
.750	Anderson,C	MIL	(12-4)
.727	Scherzer,M	WSH	(16-6)
.708	Greinke,Z	ARI	(17-7)
.706	Wainwright,A	STL	(12-5)
.684	Maeda,K	LA	(13-6)
.667	3 players tied		

SHUTOUTS

2	Martinez,C	STL
1	11 players tied	

OPP. BATTING AVERAGE AGAINST

.178	Scherzer,M	WSH
.199	Ray,R	ARI
.204	Strasburg,S	WSH
.212	Kershaw,C	LA
.216	Gonzalez,G	WSH
.223	Lynn,L	STL
.230	Greinke,Z	ARI
.232	Martinez,C	STL
.235	Chacin,J	SD
.235	Arrieta,J	CHI

HOME EARNED RUN AVERAGE

1.79	Chacin,J	SD
2.58	Kershaw,C	LA
2.75	Strasburg,S	WSH
2.76	Gonzalez,G	WSH
2.87	Greinke,Z	ARI
2.95	Lynn,L	STL
2.98	Nola,A	PHI
3.14	Nelson,J	MIL
3.15	Corbin,P	ARI
3.21	Urena,J	MIA

ROAD EARNED RUN AVERAGE

1.82	Scherzer,M	WSH
1.86	Ray,R	ARI
2.03	Kershaw,C	LA
2.04	Davies,Z	MIL
2.26	Strasburg,S	WSH
2.92	Walker,T	ARI
3.12	Gonzalez,G	WSH
3.14	Teheran,J	ATL
3.65	Greinke,Z	ARI
3.70	Degrom,J	NY

DAY EARNED RUN AVERAGE

1.83	Kershaw,C	LA	2.48	Kershaw,C	LA
2.06	Strasburg,S	WSH	2.52	Ray,R	ARI
2.32	Nelson,J	MIL	2.58	Wood,A	LA
2.40	Urena,J	MIA	2.72	Scherzer,M	WSH
2.47	Gonzalez,G	WSH	2.93	Greinke,Z	ARI
2.50	Kuhl,C	PIT	3.17	Gonzalez,G	WSH
2.87	Corbin,P	ARI	3.28	Arrieta,J	CHI
2.93	Anderson,C	MIL	3.47	Lynn,L	STL
2.95	Williams,T	PIT	3.56	Walker,T	ARI
3.16	Wacha,M	STL	3.58	Degrom,J	NY

NIGHT EARNED RUN AVERAGE

HITS ALLOWED

240	Richard,C	SD	15	Moore,M	SF	36	Lackey,J	CHI	1.4	Samardzija,J	SF
208	Corbin,P	ARI	15	Samardzija,J	SF	31	Straily,D	MIA	1.5	Kershaw,C	LA
204	Davies,Z	MIL	15	Chatwood,T	COL	31	Cole,G	PIT	1.7	Nova,I	PIT
204	Samardzija,J	SF	15	Richard,C	SD	31	Teheran,J	ATL	2.0	Greinke,Z	ARI
203	Nova,I	PIT	14	Nova,I	PIT	30	Samardzija,J	SF	2.4	Blach,T	SF
200	Moore,M	SF	13	Foltynewic,M	ATL	29	Adleman,T	CIN	2.4	Strasburg,S	WSH
199	Cole,G	PIT	13	Corbin,P	ARI	29	Nova,I	PIT	2.4	Cole,G	PIT
193	Dickey,R	ATL	13	Teheran,J	ATL	28	Degrom,J	NY	2.5	Nelson,J	MIL
186	Teheran,J	ATL	12	4 players tied		27	3 players tied		2.5	Scherzer,M	WSH
182	Perdomo,L	SD							2.6	Davies,Z	MIL

LOSSES

HOME RUNS ALLOWED

FEWEST WALKS PER 9 IP

WILD PITCHES

14	Cahill,T	SD	14	Urena,J	MIA	107	Moore,M	SF	12.1	Ray,R	ARI
14	Arrieta,J	CHI	14	Chacin,J	SD	105	Richard,C	SD	12.0	Scherzer,M	WSH
13	Godley,Z	ARI	12	Lackey,J	CHI	102	Samardzija,J	SF	10.7	Degrom,J	NY
13	Dickey,R	ATL	11	Scherzer,M	WSH	96	Cole,G	PIT	10.5	Strasburg,S	WSH
12	Lorenzen,M	CIN	10	Foltynewic,M	ATL	94	Roark,T	WSH	10.4	Kershaw,C	LA
12	Chatwood,T	COL	10	Storen,D	CIN	94	Teheran,J	ATL	10.2	Nelson,J	MIL
12	Greinke,Z	ARI	10	Lynn,L	STL	90	Dickey,R	ATL	9.6	Nola,A	PHI
11	Perdomo,L	SD	10	Arrieta,J	CHI	89	Pivetta,N	PHI	9.9	Greinke,Z	ARI
11	Pivetta,N	PHI	10	Dickey,R	ATL	87	3 players tied		9.5	Martinez,C	STL
11	Lackey,J	CHI	9	5 players tied					9.0	Lester,J	CHI

HIT BATSMEN

EARNED RUNS

STRIKEOUTS PER 9 IP

BALKS

3	Torres,J	SD	79	Gonzalez,G	WSH	116	Moore,M	SF	.178	Scherzer,M	WSH
3	Garcia,J	ATL	78	Lynn,L	STL	114	Richard,C	SD	.199	Ray,R	ARI
2	12 players tied		77	Chatwood,T	COL	107	Samardzija,J	SF	.204	Strasburg,S	WSH
			72	Kuhl,C	PIT	105	Roark,T	WSH	.212	Kershaw,C	LA
			72	Teheran,J	ATL	103	Teheran,J	ATL	.216	Gonzalez,G	WSH
			72	Chacin,J	SD	101	Lester,J	CHI	.223	Lynn,L	STL
			71	Ray,R	ARI	99	Dickey,R	ATL	.230	Greinke,Z	ARI
			71	Martinez,C	STL	98	Cole,G	PIT	.232	Martinez,C	STL
			67	3 players tied		97	Perdomo,L	SD	.235	Chacin,J	SD
						97	Corbin,P	ARI	.235	Arrieta,J	CHI

WALKS

RUNS ALLOWED

OPP. BAT. AVG. AGAINST

GAMES FINISHED

58	Holland,G	COL
57	Iglesias,R	CIN
57	Jansen,K	LA
56	Neris,H	PHI
56	Davis,W	CHI
55	Ramos,A	NY
53	Rodney,F	ARI
48	Knebel,C	MIL
40	Rivero,F	PIT
38	2 players tied	

NL ROOKIE BATTING LEADERS

BATTING AVERAGE

.309	Martinez,J	STL	39	Bellinger,C	LA	97	Bellinger,C	LA	39	Margot,M	SD
.299	Camargo,J	ATL	26	Renfroe,H	SD	90	Bell,J	PIT	32	Bell,J	PIT
.288	Williams,N	PHI	26	Bell,J	PIT	68	Happ,I	CHI	31	DeJong,P	STL
.286	Albies,O	ATL	25	DeJong,P	STL	65	DeJong,P	STL	30	Bellinger,C	LA
.285	DeJong,P	STL	24	Happ,I	CHI	58	Renfroe,H	SD	26	Williams,N	PHI
.279	Pina,M	MIL	18	Hoskins,R	PHI	55	Williams,N	PHI	26	Pina,M	MIL
.270	Asuaje,C	SD	16	Aguilar,J	MIL	52	Aguilar,J	MIL	25	Renfroe,H	SD
.267	Bellinger,C	LA	14	Martinez,J	STL	51	Swanson,D	ATL	24	Swanson,D	ATL
.265	Aguilar,J	MIL	13	3 players tied		48	Hoskins,R	PHI	21	Asuaje,C	SD
.263	Margot,M	SD				46	Martinez,J	STL	21	Camargo,J	ATL

RUNS

RUNS		HITS		TOTAL BASES		GRAND SLAMS					
87	Bellinger,C	LA	140	Bell,J	PIT	279	Bellinger,C	LA	1	Happ,I	CHI
75	Bell,J	PIT	128	Bellinger,C	LA	256	Bell,J	PIT	1	Bellinger,C	LA
62	Happ,I	CHI	128	Margot,M	SD	222	DeJong,P	STL	1	Kivlehan,P	CIN
59	Swanson,D	ATL	119	DeJong,P	STL	208	Renfroe,H	SD	1	Williams,N	PHI
55	DeJong,P	STL	113	Swanson,D	ATL	199	Margot,M	SD	1	Renfroe,H	SD
53	Margot,M	SD	103	Renfroe,H	SD	187	Happ,I	CHI	1	Valaika,P	COL
51	Renfroe,H	SD	92	Happ,I	CHI	158	Swanson,D	ATL	1	Kelly,T	PHI
47	Martinez,J	STL	92	Pina,M	MIL	148	Williams,N	PHI	1	Aguilar,J	MIL
45	Williams,N	PHI	90	Williams,N	PHI	141	Aguilar,J	MIL	1	Martinez,J	STL
45	Pina,M	MIL	84	Martinez,J	STL	141	Martinez,J	STL			

DOUBLES

DOUBLES		TRIPLES		STOLEN BASES		HITTING STREAKS					
26	DeJong,P	STL	7	Margot,M	SD	17	Margot,M	SD	13	Hoskins,R	PHI
26	Bellinger,C	LA	6	Bell,J	PIT	10	Bellinger,C	LA		19-Aug - 31-Aug	
26	Bell,J	PIT	5	Albies,O	ATL	10	Adams,L	ATL	13	Albies,O	ATL
25	Renfroe,H	SD	4	Bellinger,C	LA	8	Happ,I	CHI		2-Sep - 15-Sep	
23	Swanson,D	ATL	4	Rosario,A	NY	8	Albies,O	ATL	12	Williams,N	PHI
21	Camargo,J	ATL	4	Williams,N	PHI	7	Rosario,A	NY		2-Sep - 14-Sep	
21	Goodwin,B	WSH	4	Osuna,J	PIT	6	Goodwin,B	WSH	11	Rivera,T	NY
21	Pina,M	MIL	3	Happ,I	CHI	5	Phillips,B	MIL		29-Jun - 16-Jul	
18	Margot,M	SD	3	Cordero,F	SD	5	Tapia,R	COL	10	2 streaks tied	
17	Happ,I	CHI	3	Telis,T	MIA	4	3 players tied				

WALKS

WALKS		ON BASE PERCENTAGE		SLUGGING PERCENTAGE		EXTRA BASE HITS					
66	Bell,J	PIT	.379	Martinez,J	STL	.581	Bellinger,C	LA	69	Bellinger,C	LA
64	Bellinger,C	LA	.354	Albies,O	ATL	.532	DeJong,P	STL	58	Bell,J	PIT
59	Swanson,D	ATL	.352	Bellinger,C	LA	.518	Martinez,J	STL	52	DeJong,P	STL
39	Happ,I	CHI	.338	Williams,N	PHI	.514	Happ,I	CHI	52	Renfroe,H	SD
37	Hoskins,R	PHI	.334	Asuaje,C	SD	.505	Aguilar,J	MIL	44	Happ,I	CHI
35	Margot,M	SD	.334	Bell,J	PIT	.498	Goodwin,B	WSH	38	Margot,M	SD
33	Nimmo,B	NY	.331	Aguilar,J	MIL	.473	Williams,N	PHI	35	Goodwin,B	WSH
32	Martinez,J	STL	.331	Camargo,J	ATL	.467	Renfroe,H	SD	33	Aguilar,J	MIL
31	Knapp,A	PHI	.328	Happ,I	CHI	.466	Bell,J	PIT	31	Swanson,D	ATL
28	Asuaje,C	SD	.327	Pina,M	MIL	.456	Albies,O	ATL	30	2 players tied	

OUTFIELD ASSISTS

9	Renfroe,H	SD
6	Margot,M	SD
5	Goodwin,B	WSH
4	Williams,N	PHI
4	Phillips,B	MIL
4	Osuna,J	PIT
4	Happ,I	CHI
2	7 players tied	

NL ROOKIE PITCHING LEADERS

EARNED RUN AVERAGE

3.12	Castillo,L
3.42	Suter,B
4.07	Williams,T
4.10	Freeland,K
4.26	Lively,B
4.32	Newcomb,S
4.39	Marquez,G
4.45	Romano,S
4.57	Lamet,D
4.68	Stephenson,R

WINS

CIN	11	Marquez,G
MIL	11	Freeland,K
PIT	10	Senzatela,A
COL	8	Gsellman,R
PHI	8	Blach,T
ATL	8	Pivetta,N
COL	7	Lamet,D
CIN	7	Weaver,L
SD	7	Torres,J
CIN	7	Williams,T

WINNING STREAKS

COL	7	Weaver,L	STL
COL	2-Aug - 20-Sep		
COL	4	8 streaks tied	
NY			
SF			
PHI			
SD			
STL			
SD			
PIT			

SAVES

8	Glover,K
2	Grace,M
1	10 players tied

GAMES STARTED

WSH	29	Marquez,G
WSH	28	Freeland,K
	26	Pivetta,N
	25	Williams,T
	24	Blach,T
	22	Gsellman,R
	21	Lamet,D
	20	Senzatela,A
	19	Newcomb,S
	16	2 players tied

COMPLETE GAMES

COL	1	Gsellman,R	NY
COL	1	Blach,T	SF
PHI	1	Lively,B	PHI
PIT	1	Bonilla,L	CIN
SF			
NY			
SD			
COL			
ATL			

GAMES

69	Peralta,W
68	Garcia,J
62	Torres,J
61	Drake,O
57	Sewald,P
54	Smoker,J
50	Brebbia,J
46	Maton,P
44	Okert,S
43	Jackson,L

INNINGS PITCHED

CIN	163.2	Blach,T
MIA	162.0	Marquez,G
SD	156.0	Freeland,K
MIL	150.1	Williams,T
NY	134.2	Senzatela,A
NY	133.0	Pivetta,N
STL	119.2	Gsellman,R
SD	114.1	Lamet,D
SF	100.0	Newcomb,S
ATL	99.1	Hoffman,J

STRIKEOUTS

SF	147	Marquez,G	COL
COL	140	Pivetta,N	PHI
COL	139	Lamet,D	SD
PIT	117	Williams,T	PIT
COL	108	Newcomb,S	ATL
PHI	107	Freeland,K	COL
NY	102	Senzatela,A	COL
SD	98	Castillo,L	CIN
ATL	86	Stephenson,R	CIN
COL	84	Leiter,M	PHI

WINNING PERCENTAGE

.667	Senzatela,A	COL	(10-5)
.611	Marquez,G	COL	(11-7)
.533	Gsellman,R	NY	(8-7)
.500	Freeland,K	COL	(11-11)
.467	Lamet,D	SD	(7-8)
.444	Pivetta,N	PHI	(8-10)
.438	Williams,T	PIT	(7-9)
.400	Blach,T	SF	(8-12)

SHUTOUTS

1	Blach,T
---	---------

OPP. BATTING AVERAGE AGAINST

SF	.202	Castillo,L	CIN
	.210	Lamet,D	SD
	.254	Senzatela,A	COL
	.254	Leiter,M	PHI
	.255	Williams,T	PIT
	.256	Stephenson,R	CIN
	.260	Newcomb,S	ATL
	.263	Suter,B	MIL
	.269	Lively,B	PHI
	.273	Hoffman,J	COL

FINAL SPRING TRAINING STATISTICS

BATTING

NAME	BA	SLG	OBP	G	AB	R	H	TB	2B	3B	HR	RBI	SH	SF	HBP	BB	IBB	SO	SB	CS	GDP	E
Alonso	.389	.648	.500	24	54	13	21	35	2	0	4	12	0	0	0	12	0	7	1	0	2	2
Armenteros	.000	.000	.000	1	2	0	0	0	0	0	0	0	0	0	0	0	0	0	0	0	0	0
Barreto	.481	.667	.500	16	27	6	13	18	0	1	1	5	0	1	1	1	0	7	0	3	1	1
Bennie	.000	.000	.000	1	1	0	0	0	0	0	0	0	0	0	0	0	0	0	0	0	0	0
Bolt	.000	.000	.000	2	2	0	0	0	0	0	0	0	0	0	0	0	1	0	0	0	0	0
Boyd	.583	.750	.583	6	12	0	7	9	0	1	0	2	0	0	0	0	0	1	0	0	0	0
Brugman	.313	.438	.421	10	16	3	5	7	0	1	0	4	0	0	0	3	0	4	0	0	1	0
Canha	.186	.271	.238	22	59	7	11	16	5	0	0	3	0	0	2	2	0	15	2	0	3	0
Chapman	.255	.529	.356	27	51	10	13	27	1	2	3	11	0	0	8	0	16	0	0	1	1	0
Chavez	.500	.500	.500	3	4	0	2	2	0	0	0	0	0	0	0	0	0	0	0	0	0	0
K. Davis	.244	.341	.295	15	41	4	10	14	4	0	0	5	0	0	3	0	12	0	0	1	0	0
R. Davis	.276	.414	.323	20	58	11	16	24	3	1	1	2	0	0	4	0	13	6	0	1	1	0
De Aza	.300	.475	.404	19	40	9	12	19	5	1	0	5	1	0	1	6	0	11	0	1	1	0
Decker	.333	.515	.450	22	33	6	11	17	6	0	0	4	0	0	0	7	0	7	1	0	0	0
Diaz	.000	.000	.000	4	5	0	0	0	0	0	0	0	0	0	0	0	3	0	0	0	0	0
R. Healy	.246	.554	.282	23	65	11	16	36	5	0	5	16	0	2	0	4	0	19	0	0	3	1
Joyce	.196	.348	.377	20	46	7	9	16	1	0	2	8	0	1	0	14	0	13	1	0	0	0
Lambo	.263	.632	.417	15	19	7	5	12	1	0	2	7	0	0	0	5	0	8	0	0	0	0
Lavarnway	.421	.526	.421	14	19	3	8	10	2	0	0	0	0	0	0	0	0	0	0	0	0	0
Lowrie	.294	.333	.339	19	51	7	15	17	2	0	0	6	0	1	0	4	0	9	0	0	3	1
Marincov	.000	.000	.083	7	11	0	0	0	0	0	0	0	0	0	0	1	0	2	0	1	2	2
Martin	.400	.450	.429	14	20	2	8	9	1	0	0	3	0	0	1	0	6	0	0	0	0	0
Maxwell	.282	.513	.364	20	39	7	11	20	3	0	2	7	0	0	0	5	0	10	0	0	1	0
McBride	.231	.615	.286	9	13	2	3	8	2	0	1	1	0	0	0	1	0	5	0	0	0	0
Mercedes	.500	.500	.667	3	2	0	1	1	0	0	0	0	0	0	0	1	0	1	0	0	0	1
Muncy	.125	.125	.222	7	8	1	1	1	0	0	0	0	0	0	0	1	0	2	0	0	0	0
Munoz	.400	.400	.571	6	5	2	2	2	0	0	0	1	0	0	0	2	0	1	0	0	0	0
Murphy	.333	.444	.538	11	9	4	3	4	1	0	0	0	0	0	0	4	0	1	0	0	1	0
Nunez	.333	.722	.368	10	18	4	6	13	1	0	2	4	0	0	1	0	5	1	0	0	0	1
Oh	.000	.000	.000	1	2	0	0	0	0	0	0	0	0	0	0	0	0	0	0	0	0	0
Olson	.167	.467	.286	15	30	5	5	14	1	1	2	5	0	0	0	5	0	8	0	0	0	1
Parmelee	.341	.537	.391	24	41	7	14	22	5	0	1	7	0	1	0	4	0	10	0	0	0	0
Phegley	.256	.302	.250	17	43	3	11	13	2	0	0	4	0	1	0	0	0	17	0	0	0	1
Pinder	.158	.474	.261	14	19	3	3	9	0	0	2	5	0	1	0	3	0	10	0	0	0	1
Plouffe	.370	.652	.420	17	46	12	17	30	3	2	2	11	0	0	0	4	0	8	0	0	1	3
Ramirez	.250	.250	.400	4	4	0	1	1	0	0	0	0	0	0	0	1	0	3	0	0	0	0
Ravelo	.167	.667	.444	7	6	3	1	4	0	0	1	1	0	0	1	2	0	0	0	0	1	0
Rodriguez	.429	.857	.556	6	7	1	3	6	0	0	1	1	0	0	0	2	0	2	0	0	0	0
Rosa	.375	.500	.375	6	8	1	3	4	1	0	2	2	0	0	0	0	2	0	0	1	0	0
Rosales	.191	.362	.296	20	47	10	9	17	3	1	1	5	0	0	1	6	0	21	1	0	2	3
Schrock	.344	.531	.364	21	32	5	11	17	3	0	1	6	0	0	0	1	0	2	0	0	1	3
Semien	.246	.421	.286	21	57	11	14	24	4	0	2	15	0	2	2	2	0	15	2	1	0	1
Smolinski	.167	.333	.286	3	6	0	1	2	1	0	0	1	0	0	0	1	0	3	0	0	0	0
Sportman	.200	.200	.273	10	10	2	2	2	0	0	0	3	0	0	0	1	0	3	0	0	0	0
Tarsovich	.000	.000	.143	3	6	0	0	0	0	0	0	0	0	0	0	1	0	0	0	0	0	0
Theroux	.000	.000	.250	2	3	0	0	0	0	0	0	0	0	0	0	1	0	3	0	0	0	0
Vertigan	.667	.667	.750	4	3	1	2	2	0	0	0	2	0	0	0	1	0	0	0	0	0	0
Vidales	.000	.000	.000	1	2	0	0	0	0	0	0	0	0	0	0	0	0	0	0	0	0	1
Vogt	.265	.388	.321	19	49	6	13	19	6	0	0	8	0	2	0	5	0	6	0	0	0	0
Wendle	.214	.286	.214	7	14	1	3	4	1	0	0	2	0	0	0	0	0	2	0	0	0	0
White	—	—	1.000	2	0	0	0	0	0	0	0	0	0	0	2	0	0	0	0	0	0	0
Wilson	.294	.471	.381	12	17	2	5	8	0	0	1	5	0	1	0	3	0	6	0	1	0	1
TEAM	.277	.453	.351	34	1182	199	327	535	75	11	37	189	1	13	10	133	0	300	15	7	27	28
OPPONENTS	.277	.464	.350	34	1181	207	327	548	80	15	37	191	5	5	14	121	1	247	22	9	22	27

PITCHING

NAME	W	L	ERA	G	GS	CG	SHO	SV	INN	H	R	ER	HR	SH	SF	HB	BB	IBB	SO	WP	BK	BA
R. Alcantara	1	1	4.76	7	3	0	0	0	22.2	22	12	12	2	0	0	0	8	0	11	1	0	.247
Axford	0	0	3.52	8	0	0	0	0	7.2	10	3	3	0	0	0	0	5	0	3	1	0	.345
Blackburn	0	0	11.57	3	0	0	0	0	4.2	8	6	6	2	0	0	0	3	0	4	0	0	.381
Blackwood	0	0	0.00	2	0	0	0	0	1.2	1	0	0	0	0	0	0	0	0	0	0	0	.167
Bracewell	0	0	0.00	1	0	0	0	1	1.0	0	0	0	0	0	0	0	0	0	2	0	0	.000
Brady	0	0	0.00	2	0	0	0	0	2.0	0	0	0	0	0	0	1	0	0	3	0	0	.000
Bragg	0	0	13.50	4	0	0	0	0	2.0	5	3	3	0	0	1	1	0	0	2	0	0	.500
Casilla	0	0	13.50	7	1	0	0	0	6.0	9	9	9	2	0	0	1	5	0	5	1	0	.346
Castro	1	0	2.70	11	0	0	0	0	10.0	10	3	3	0	0	0	0	2	0	11	1	1	.250
Cochran-Gill	0	0	40.50	2	0	0	0	0	0.2	4	3	3	0	0	0	0	1	0	0	0	0	.667
Cotton	3	0	4.35	6	6	0	0	0	20.2	16	10	10	2	0	0	1	11	0	21	5	0	.208
Coulombe	0	3	5.79	9	0	0	0	0	14.0	14	10	9	1	0	0	1	4	0	9	1	0	.269
Detwiler	1	1	11.88	8	0	0	0	0	8.1	12	11	11	0	0	0	1	7	0	6	2	0	.324
Doolittle	0	1	7.11	7	0	0	0	0	6.1	7	5	5	1	0	0	0	2	0	7	1	0	.292
Dull	2	1	3.68	8	0	0	0	0	7.1	5	3	3	1	0	0	0	4	1	7	0	0	.185
Fillmyer	0	0	9.00	2	0	0	0	0	2.0	3	2	2	0	0	0	0	2	0	1	1	0	.333
Finnegan	0	0	2.25	5	0	0	0	1	4.0	4	1	1	0	0	0	0	4	0	4	0	0	.250
Gossett	0	0	4.26	3	1	0	0	0	6.1	2	3	3	0	0	0	1	6	0	1	0	0	.100
Graveman	2	1	2.29	5	5	0	0	0	19.2	13	5	5	2	0	1	0	3	0	16	0	0	.188
Gray	0	0	15.75	2	2	0	0	0	4.0	6	7	7	1	0	0	0	4	0	7	3	0	.353
Hahn	1	2	8.80	5	4	0	0	0	15.1	25	17	15	3	0	0	0	5	0	11	2	0	.352
T. Healy	0	0	2.70	4	0	0	0	0	3.1	0	1	1	0	0	0	0	5	0	5	1	0	.000
Hendriks	0	0	8.22	8	0	0	0	0	7.2	15	8	7	1	0	0	0	1	0	7	0	0	.385
Holmes	0	0	54.00	1	0	0	0	0	0.2	4	5	4	1	0	0	1	1	0	1	0	0	.667
Jefferies	0	1	20.25	1	0	0	0	0	2.2	8	6	6	1	0	0	0	1	0	0	0	0	.500
Kurcz	0	1	21.60	5	0	0	0	0	3.1	8	8	8	1	1	0	1	2	0	2	0	0	.500
Madson	0	0	6.00	9	0	0	0	0	9.0	13	6	6	1	1	0	0	3	0	5	1	0	.361
Manaea	1	1	3.91	7	6	0	0	0	23.0	23	13	10	1	2	0	0	10	0	17	1	0	.258
Mann	0	0	0.00	1	0	0	0	0	0.2	1	0	0	0	0	0	0	0	0	2	0	0	.333
Montas	1	0	0.77	6	0	0	0	2	11.2	9	1	1	0	0	1	0	2	0	13	1	0	.214
Naile	0	0	0.00	1	0	0	0	0	1.0	1	0	0	0	0	0	0	0	0	0	0	0	.200
Neal	0	0	6.23	4	0	0	0	0	4.1	5	3	3	1	0	0	0	1	0	2	0	0	.278
Puk	0	0	4.50	2	0	0	0	0	2.0	1	1	1	1	0	0	0	2	0	5	0	0	.143
Sanchez	0	0	0.00	2	0	0	0	0	1.2	0	0	0	0	0	0	0	0	0	2	0	0	.000
Shore	1	1	1.80	2	1	0	0	0	5.0	2	1	1	0	0	0	0	1	0	5	0	0	.125
C. Smith	0	1	3.38	5	0	0	0	0	8.0	8	3	3	2	0	0	0	0	0	5	0	0	.258
J. Smith	1	0	15.00	5	0	0	0	1	3.0	6	5	5	2	0	1	0	0	0	1	0	0	.429
Stull	0	0	0.00	2	0	0	0	0	0.2	3	0	0	0	0	0	0	1	0	0	0	0	.600
Sturdevant	0	0	0.00	1	0	0	0	0	0.2	0	0	0	0	0	1	0	0	0	0	0	0	.000
Triggs	1	3	8.10	7	5	0	0	0	23.1	29	23	21	5	1	0	3	5	0	20	2	0	.299
Trivino	0	0	10.13	3	0	0	0	0	2.2	2	4	3	0	0	0	1	5	0	4	1	0	.200
Valdez	0	0	2.00	5	0	0	0	0	9.0	7	3	2	1	0	0	1	2	0	9	0	0	.212
Wahl	0	0	5.06	5	0	0	0	1	5.1	5	3	3	2	0	0	0	3	0	10	1	0	.238
Walter	0	0	0.00	1	0	0	0	1	1.0	1	0	0	0	0	0	0	0	0	1	0	0	.250
TEAM	16	18	5.93	34	34	0	0	7	296.0	327	207	195	37	5	5	14	121	1	247	27	1	.277
OPPONENTS	18	16	5.48	34	34	0	2	9	297.1	327	199	181	37	1	13	10	133	0	300	26	0	.277

REVIEW

SPRING TRAINING RESULTS

DATE	OPPONENT	SCORE	RECORD	WINNER	LOSER	ATTEND.	HOME CUM.
Feb. 25	at Chicago (NL)	L, 3-4	0-1	Berg	C.Smith	14,929	
Feb. 26	Los Angeles (AL)	L, 3-5	0-2	Miller	Kurcz	4,072	4,072
Feb. 27	at San Francisco	W, 5-4	1-2	Castro	Suarez	7,385	
Feb. 28	Cleveland	W, 5-4	2-2	J.Smith	Russell	3,108	7,180
March 1	at San Diego	L, 0-5	2-3	Bawcom	Coulombe	1,864	
March 2	Texas	W, 5-1	3-3	Hahn	Hauschild	3,326	10,506
March 3	San Francisco	W, 6-1	4-3	Graveman	Samardzija	8,203	18,709
March 4	Cleveland	L, 5-15	4-4	Clevinger	Manaea	6,707	25,416
March 5	at Seattle	W, 5-4	5-4	Detwiler	DeJong	6,639	
March 6	OFF DAY						
March 7	at Arizona	W, 21-13	6-4	Dull	Bradley	8,208	
March 8	Italy (WBC) (exhib.)	W, 7-0		Graveman	Oberto	3,204	
March 9	Cincinnati	W, 12-5	7-4	Manaea	Adelman	4,779	30,195
March 10	at Kansas City	W, 11-7	8-4	Cotton	Hammel	6,507	
March 11	Texas	W, 8-7	9-4	Shore	Wolff	6,072	36,267
March 12	Chicago (NL)	W, 9-8	10-4	Montas	Pugliese	10,606*	46,873
March 13	at Cincinnati	L, 1-3	10-5	Garrett	Graveman	3,075	
March 14	Colorado	L, 3-4	10-6	Estevez	Coulombe	5,611	52,484
March 15	OFF DAY						
March 16	at Cleveland	L, 5-6	10-7	McAllister	Triggs	6,314	
March 17	Arizona	L, 2-3	10-8	Bradley	Alcantara	8,210	60,694
March 18	San Diego	W, 2-1	11-8	Dull	Lee	7,303	67,997
March 19	at Colorado	L, 2-9	11-9	Gray	Hahn	8,682	
March 20	Arizona	L, 6-10	11-10	Wilhelmsen	Detwiler	7,412	75,409
March 21	at Seattle	W, 8-5	12-10	Cotton	Heston	8,080	
March 22	at Chicago (AL)	W, 5-3	13-10	Triggs	Gonzalez	3,895	
March 23	Milwaukee	W, 15-5	14-10	Alcantara	Guerra	6,164	81,573
March 24	Chicago (AL)	W, 8-2	15-10	Graveman	Putnam	7,027	88,600
March 25	Cincinnati	L, 6-11		Luetge	Doolittle	5,051	93,651
	at Los Angeles (NL)	L, 6-11	15-12	Hatcher	Hahn	13,219	
March 26	at Milwaukee	W, 11-1	16-12	Cotton	Garza	5,552	
March 27	Kansas City	L, 3-10	16-13	Vargas	Cotton	5,357	99,008
March 28	at Los Angeles (AL)	L, 3-14	16-14	Alvarez	Shore	7,716	
March 29	at Chicago (NL)	L, 11-15	16-15	Uehara	Jefferies	15,448	
March 30	*San Francisco	L, 0-3	16-16	Blach	Coulombe	39,380	
March 31	*San Francisco	L, 1-2	16-17	Strickland	Dull	42,403	
April 1	^Oakland	L, 3-6	16-18	Beede	Triggs	30,743	

*indicates at San Francisco. ^indicates at Oakland



**JED LOWRIE SET AN OAKLAND RECORD
FOR DOUBLES LAST YEAR WITH 49.**

RECORDS

ATHLETICS YEAR-BY-YEAR

YEAR	POS.	W	L	PCT.	GA/GB	MANAGER	HOME	ROAD
1901	4	74	62	.544	-9	Connie Mack	42-24	32-38
1902	***1	83	53	.610	+5	Connie Mack	56-17	27-36
1903	2	75	60	.556	-14%	Connie Mack	44-21	31-39
1904	5	81	70	.536	-12%	Connie Mack	47-31	34-39
1905	***1	92	56	.622	+2	Connie Mack	50-23	42-33
1906	4	78	67	.538	-12	Connie Mack	48-23	30-44
1907	2	88	57	.607	-1%	Connie Mack	50-20	38-37
1908	6	68	85	.444	-22	Connie Mack	46-30	22-55
1909	2	95	58	.621	-3%	Connie Mack	49-27	46-31
1910	****1	102	48	.680	+14%	Connie Mack	57-19	45-29
1911	****1	101	50	.669	+13%	Connie Mack	54-20	47-30
1912	3	90	62	.592	-15	Connie Mack	45-32	45-30
1913	****1	96	57	.627	+6%	Connie Mack	50-26	46-31
1914	***1	99	53	.651	+8%	Connie Mack	51-24	48-29
1915	8	43	109	.283	-58%	Connie Mack	20-55	23-54
1916	8	36	117	.235	-54%	Connie Mack	23-53	13-64
1917	8	55	98	.359	-44%	Connie Mack	29-47	26-51
1918	8	52	76	.406	-24	Connie Mack	35-32	17-44
1919	8	36	104	.257	-52	Connie Mack	21-49	15-55
1920	8	48	106	.312	-50	Connie Mack	25-50	23-56
1921	8	53	100	.346	-45	Connie Mack	28-47	25-53
1922	7	65	89	.422	-29	Connie Mack	38-39	27-50
1923	6	69	83	.454	-29	Connie Mack	34-41	35-42
1924	5	71	81	.467	-20	Connie Mack	36-39	35-42
1925	2	88	64	.579	-8%	Connie Mack	51-26	37-38
1926	3	83	67	.553	-6	Connie Mack	44-27	39-40
1927	2	91	63	.591	-19	Connie Mack	50-27	41-36
1928	2	98	55	.641	-2%	Connie Mack	52-25	46-30
1929	****1	104	46	.693	+18	Connie Mack	57-16	47-30
1930	****1	102	52	.662	+8	Connie Mack	58-18	44-34
1931	***1	107	45	.704	+13%	Connie Mack	60-15	47-30
1932	2	94	60	.610	-13	Connie Mack	51-26	43-34
1933	3	79	72	.523	-19%	Connie Mack	46-29	33-43
1934	5	68	82	.453	-31	Connie Mack	34-40	34-42
1935	8	58	91	.389	-34	Connie Mack	30-42	28-49
1936	8	53	100	.346	-49	Connie Mack	31-46	22-54
1937	7	54	97	.358	-46%	Connie Mack (39-80)/Earle Mack (15-17)	27-50	27-47
1938	8	53	99	.349	-46	Connie Mack	28-47	25-52
1939	7	55	97	.362	-51%	Connie Mack (25-37)/Earle Mack (30-60)	28-48	27-49
1940	8	54	100	.351	-36	Connie Mack	29-42	25-58
1941	8	64	90	.416	-37	Connie Mack	36-41	28-49
1942	8	55	99	.357	-48	Connie Mack	25-51	30-48
1943	8	49	105	.318	-49	Connie Mack	27-51	22-54
1944	5	72	82	.468	-17	Connie Mack	39-37	33-45
1945	8	52	98	.347	-34%	Connie Mack	39-35	13-63
1946	8	49	105	.318	-55	Connie Mack	31-46	18-59
1947	5	78	76	.506	-19	Connie Mack	39-38	39-38
1948	4	84	70	.545	-12%	Connie Mack	36-41	48-29
1949	5	81	73	.526	-16	Connie Mack	52-25	29-48
1950	8	52	102	.338	-46	Connie Mack	29-48	23-54
1951	6	70	84	.455	-28	Jimmie Dykes	38-41	32-43
1952	4	79	75	.513	-16	Jimmie Dykes	45-32	34-43
1953	7	59	95	.383	-41%	Jimmie Dykes	27-50	32-45
1954	8	51	103	.331	-60	Eddie Joost	29-47	22-56
Philadelphia Totals		3886	4248	.478			2146-1896	1740-2352
1955	6	63	91	.409	-33	Lou Boudreau	33-43	30-48
1956	8	52	102	.338	-45	Lou Boudreau	22-55	30-47
1957	7	59	94	.386	-38%	Lou Boudreau (36-67)/Harry Craft (23-27)	37-40	22-54
1958	7	73	81	.474	-19	Harry Craft	43-34	30-47
1959	7	66	88	.429	-28	Harry Craft	37-40	29-48
1960	8	58	96	.377	-39	Bob Elliot	34-43	24-53
1961	9t	61	100	.379	-47%	Joe Gordon (26-33)/Hank Bauer (35-67)	33-47	28-53

YEAR	POS.	W	L	PCT.	GA/GB	WILD CARD	MANAGER	HOME	ROAD
1962	9	72	90	.444	-24		Hank Bauer	39-42	33-48
1963	8	73	89	.451	-31½		Ed Lopat	36-45	37-44
1964	10	57	105	.352	-42		Lopat (17-35)/Mel McGaha (40-70)	26-55	31-50
1965	10	59	103	.364	-43		McGaha (5-21)/Haywood Sullivan (54-82)	33-48	26-55
1966	7	74	86	.463	-23		Alvin Dark	42-39	32-47
1967	10	62	99	.385	-29½		Dark (52-69)/Luke Appling (10-30)	37-44	25-55
Kansas City Totals		829	1224	.404				452-575	377-649
1968	6	82	80	.506	-21		Bob Kennedy	44-38	38-42
1969	2	88	74	.543	-9		Hank Bauer (80-69)/McNamara (8-5)	49-32	39-42
1970	2	89	73	.549	-9		John McNamara	49-32	40-41
1971	**1	101	60	.627	+16		Dick Williams	46-35	55-25
1972	****1	93	62	.600	+5½		Dick Williams	48-29	45-33
1973	****1	94	68	.580	+6		Dick Williams	50-31	44-37
1974	****1	90	72	.556	+5		Alvin Dark	49-32	41-40
1975	**1	98	64	.605	+7		Alvin Dark	54-27	44-37
1976	2	87	74	.540	-2½		Chuck Tanner	51-30	36-44
1977	7	63	98	.391	-38½		Jack McKeon (26-27)/Winkles (37-71)	35-46	28-52
1978	6	69	93	.426	-23		Bobby Winkles (24-15)/McKeon (45-78)	38-42	31-51
1979	7	54	108	.333	-34		Jim Marshall	31-50	23-58
1980	2	83	79	.512	-14		Billy Martin	46-35	37-44
1981	**1	64	45	.587	+5		Billy Martin	35-21	29-24
1982	5	68	94	.420	-25		Billy Martin	36-45	32-49
1983	4	74	88	.457	-25		Steve Boros	42-39	32-49
1984	4	77	85	.475	-7		Boros (20-24)/Moore (57-61)	44-37	33-48
1985	4	77	85	.475	-14		Jackie Moore	43-36	34-49
1986	3t	76	86	.469	-16		Moore (29-44)/Jeff Newman (2-8)/ Tony La Russa (45-34)	47-36	29-50
1987	3	81	81	.500	-4		Tony La Russa	42-39	39-42
1988	***1	104	58	.642	+13		Tony La Russa	54-27	50-31
1989	****1	99	63	.611	+7		Tony La Russa	54-27	45-36
1990	***1	103	59	.636	+9		Tony La Russa	51-30	52-29
1991	4	84	78	.519	-11		Tony La Russa	47-34	37-44
1992	**1	96	66	.593	+6		Tony La Russa	51-30	45-36
1993	7	68	94	.420	-26		Tony La Russa	38-43	30-51
1994	2	51	63	.447	-1		Tony La Russa	24-32	27-31
1995	4	67	77	.465	-11½	7th (-12)	Tony La Russa	38-34	29-43
1996	3	78	84	.481	-12	t6th (-10)	Art Howe	40-41¹	38-43
1997	4	65	97	.401	-25	11th (-31)	Art Howe	35-46	30-51
1998	4	74	88	.457	-14	7th (-18)	Art Howe	39-42	35-46
1999	2	87	75	.537	-8	2nd (-7)	Art Howe	52-29	35-46
2000	**1	91	70	.565	+½	n/a	Art Howe	47-34	44-36
2001	*2	102	60	.630	-14	1st (+17)	Art Howe	53-28	49-32
2002	**1	103	59	.636	+4	n/a	Art Howe	54-27	49-32
2003	**1	96	66	.593	+3	n/a	Ken Macha	57-24	39-42
2004	2	91	71	.562	-1	2nd (-7)	Ken Macha	52-29	39-42
2005	2	88	74	.543	-7	3rd (-7)	Ken Macha	45-36	43-38
2006	**1	93	69	.574	+4	n/a	Ken Macha	49-32	44-37
2007	3	76	86	.469	-18	6th (-18)	Bob Geren	40-41	36-45
2008	3	75	86	.466	-24½	7th (-19½)	Bob Geren	43-38²	32-48
2009	4	75	87	.463	-22	t7th (-20)	Bob Geren	40-41	35-46
2010	2	81	81	.500	-9	t5th (-14)	Bob Geren	47-34	34-47
2011	3	74	88	.457	-22	7th (-17)	Geren (27-36)/Bob Melvin (47-52)	43-38	31-50
2012	**1	94	68	.580	+1	n/a	Bob Melvin	50-31¹	44-37
2013	**1	96	66	.593	+5½	n/a	Bob Melvin	52-29	44-37
2014	*2	88	74	.543	-10	2nd (+1)	Bob Melvin	48-33	40-41
2015	5	68	94	.420	-20	12 (-18)	Bob Melvin	34-47	34-47
2016	5	69	93	.426	-26	10 (-20)	Bob Melvin	34-47	35-46
2017	5	75	87	.463	-26	t9 (-10)	Bob Melvin	46-35	29-52
Oakland Totals		4119	3850	.517				2236-1751	1883-2099
Athletics Totals		8834	9322	.487				4834-4222	4000-5100

* American League Wild Card Champions (2 times)

** American League Western Division Champions (16 times)

*** American League Champions (15 times: Oakland 6 times, Philadelphia 9 times)

**** World Champions (9 times: Oakland 4 times, Philadelphia 5 times)

¹ includes 2-4 record at Las Vegas

² includes 1-1 record at Tokyo

ATHLETICS VS. THE AMERICAN LEAGUE

YEAR	BAL	BOS	CHI	CLE	DET	MIL	NY	STL	WAS	TOTAL
1901	8-12	10-10	8-12	14-6	9-7	14-6			11-9	74-62
1902	13-6	11-9	10-10	12-8	16-4			9-10	12-6	83-53
1903		6-13	14-6	11-9	9-11		8-10	11-8	16-3	75-60
1904		9-13	14-8	10-11	12-10		9-12	11-10	16-6	81-70
1905		15-7	12-9	15-7	13-9		11-8	15-7	11-9	92-56
1906		14-8	9-12	10-12	13-6		8-13	9-11	15-5	78-67
1907		14-8	12-10	14-8	8-11		9-10	14-6	17-4	88-57
1908		12-10	9-13	6-16	8-14		14-8	8-13	11-11	68-85
1909		11-10	10-12	13-9	14-8		14-8	14-8	19-3	95-58
1910		18-4	14-8	14-7	13-9		12-9	17-5	14-6	102-48
1911		13-9	11-9	17-5	10-12		15-6	20-2	15-7	101-50
1912		7-15	10-12	14-8	13-9		17-5	16-6	13-7	90-62
1913		11-11	11-11	13-9	15-7		17-5	15-6	14-8	96-57
1914		9-12	17-5	19-3	12-9		14-8	15-7	13-9	99-53
1915		5-17	3-19	7-15	5-17		9-11	6-16	8-14	43-109
1916		6-16	4-18	4-18	4-18		7-15	5-17	6-15	36-117
1917		3-18	7-15	6-16	10-12		7-15	11-11	11-11	55-98
1918		6-13	10-11	7-13	11-9		4-8	8-10	6-12	52-76
1919		6-14	3-17	4-16	6-14		2-18	7-13	8-12	36-104
1920		9-13	6-16	6-16	10-12		3-19	8-14	6-16	48-106
1921		10-12	8-14	7-15	7-14		5-17	5-17	11-11	53-100
1922		12-10	10-12	11-11	6-16		5-17	9-13	12-10	65-89
1923		7-13	12-10	10-12	10-12		6-16	9-13	15-7	69-83
1924		10-12	11-11	11-11	11-11		8-12	13-9	7-15	71-81
1925		17-5	14-8	11-11	14-8		13-9	12-10	7-13	88-64
1926		14-8	15-6	8-14	11-11		13-9	15-7	7-12	83-67
1927		16-6	14-8	12-10	13-9		8-14	16-6	12-10	91-63
1928		18-3	16-6	16-6	14-8		6-16	16-6	12-10	98-55
1929		18-4	13-9	14-7	18-4		14-8	11-10	16-4	104-46
1930		18-4	16-6	15-7	15-7		12-10	16-6	10-12	102-52
1931		16-4	19-3	18-4	18-4		11-11	14-8	11-11	107-45
1932		18-4	15-7	12-10	15-7		8-14	16-6	10-12	94-60
1933		8-14	10-12	16-6	11-11		9-12	14-6	11-11	79-72
1934		9-12	13-9	9-13	10-12		7-15	9-12	11-9	68-82
1935		6-16	10-12	10-12	5-14		6-14	11-11	10-12	58-91
1936		9-13	7-15	9-13	5-17		6-16	11-10	6-16	53-100
1937		3-17	7-15	9-13	8-14		8-14	11-11	8-13	54-97
1938		8-14	10-12	4-18	8-14		5-16	12-9	6-16	53-99
1939		4-18	11-11	4-18	11-11		4-18	13-9	8-12	55-97
1940		4-18	6-16	8-14	11-11		9-13	8-14	8-14	54-100
1941		6-16	12-10	7-15	9-13		8-14	11-11	11-11	64-90
1942		8-14	10-12	6-16	9-13		6-16	6-16	10-12	55-99
1943		11-11	4-18	6-16	9-13		6-16	8-14	5-17	49-105
1944		11-11	13-9	10-12	11-11		9-13	9-13	9-13	72-82
1945		8-14	10-12	6-12	7-15		6-16	10-12	5-17	52-98
1946		5-17	10-12	7-15	5-17		6-16	10-12	6-16	49-105
1947		12-10	11-11	11-11	11-11		9-13	13-9	11-11	78-76
1948		10-12	16-6	6-16	10-12		10-12	18-4	14-8	84-70
1949		8-14	16-6	13-9	8-14		8-14	12-10	16-6	81-73
1950		3-19	11-11	5-17	5-17		7-15	8-14	13-9	52-102
1951		7-15	13-9	6-16	9-13		9-13	14-8	12-10	70-84
1952		10-12	11-11	9-13	17-5		9-13	14-8	9-13	79-75
1953		7-15	12-10	3-19	11-11		5-17	13-9	8-14	59-95
1954	12-10	7-15	5-17	4-18	9-13		4-18		10-12	51-103
1955	12-10	8-14	8-14	5-17	10-12		7-15		13-9	63-91
1956	7-15	10-12	8-14	5-17	6-16		4-18		12-10	52-102
1957	5-16	6-16	8-14	11-11	14-8		3-19		12-10	59-94
1958	10-12	10-12	10-12	12-10	10-12		9-13		12-10	73-81
1959	14-8	11-11	10-12	7-15	7-15		5-17		12-10	66-88
1960	9-13	9-13	7-15	7-15	12-10		7-15		7-15	58-96

YEAR	BAL	BOS	CHI	CLE	DET	HOU	KC	LAA	MIL	MIN	NYG	SEA	TB	TEX	TOR	TOTAL
1961	5-13	8-10	4-14	9-8	6-12			9-9		7-11	4-14			9-9		61-100
1962	8-10	8-10	9-9	7-11	6-12			6-12		8-10	5-13			15-3		72-90
1963	9-9	11-7	6-12	7-11	5-13			10-8		9-9	6-12			10-8		73-89
1964	5-13	6-12	2-16	8-10	7-11			6-12		9-9	6-12			8-10		57-105
1965	7-11	7-11	5-13	9-9	5-13			5-13		8-10	7-11			6-12		59-103
1966	5-11	9-9	5-13	12-6	12-6			9-9		8-10	5-13			9-9		74-86
1967	8-10	6-12	10-8	7-11	6-12			4-14		8-10	7-11			6-11		62-99
1968	9-9	10-8	8-10	12-6	5-13			13-5		10-8	8-10			7-11		82-80
1969	4-8	8-4	10-8	7-5	5-7		10-8	12-6	13-5	5-13	6-6			8-4		88-74
1970	5-7	5-7	16-2	5-7	6-6		11-7	10-8	10-8	5-13	6-6			10-2		89-73
1971	4-7	9-3	7-11	8-4	8-4		13-5	11-7	15-3	10-8	7-5			9-3		101-60
1972	6-6	3-9	8-7	10-2	8-4		11-7	10-8	8-4	9-8	9-3			11-4		93-62
1973	7-5	8-4	12-6	9-3	5-7		10-8	12-6	8-4	4-14	8-4			11-7		94-68
1974	6-6	4-8	11-7	7-5	7-5		10-8	12-6	7-5	13-5	5-7			8-10		90-72
1975	8-4	6-6	9-9	10-2	6-6		11-7	11-7	7-5	12-6	6-6			12-6		98-64
1976	8-4	8-4	9-8	8-4	6-6		9-9	12-6	7-5	7-11	6-6			7-11		87-74
1977	2-8	3-8	5-10	3-7	5-5		6-9	10-5	5-5	6-8	2-9	7-8		2-13	7-3	63-98
1978	0-11	5-5	8-7	6-4	4-6		5-10	6-9	1-9	6-9	2-8	13-2		6-9	7-4	69-93
1979	4-8	3-9	4-9	4-8	5-7		4-9	3-10	6-6	4-9	3-9	8-5		2-11	4-8	54-108
1980	5-7	3-9	7-6	6-6	6-6		7-6	10-3	5-7	7-6	4-8	8-5		7-6	8-4	83-79
1981	5-7	5-7	6-7	2-3	2-1		3-3	8-2	2-4	8-2	3-4	6-1		4-2	10-2	64-45
1982	5-7	4-8	4-9	8-4	3-9		6-7	4-9	5-7	10-3	5-7	6-7		5-8	3-9	68-94
1983	4-8	4-8	5-8	5-7	6-6		6-7	8-5	6-6	9-4	4-8	9-4		2-11	6-6	74-88
1984	6-6	5-7	7-6	5-7	3-9		8-5	6-7	8-4	5-8	4-8	8-5		8-5	4-8	77-85
1985	5-7	4-8	5-8	9-3	4-8		5-8	7-6	9-3	5-8	5-7	8-5		6-7	5-7	77-85
1986	7-5	5-7	6-7	2-10	6-6		5-8	3-10	7-5	7-6	7-5	10-3		3-10	8-4	76-86
1987	5-7	8-4	4-9	8-4	7-5		8-5	7-6	6-6	3-10	7-5	5-8		6-7	7-5	81-81
1988	8-4	9-3	8-5	8-4	8-4		5-8	9-4	9-3	8-5	6-6	9-4		8-5	9-3	104-58
1989	7-5	5-7	8-5	10-2	8-4		6-7	8-5	7-5	7-6	9-3	9-4		8-5	7-5	99-63
1990	8-4	8-4	5-8	8-4	6-6		9-4	9-4	7-5	7-6	12-0	9-4		8-5	7-5	103-59
1991	9-3	4-8	6-7	7-5	8-4		7-6	12-1	4-8	5-8	6-6	6-7		4-9	6-6	84-78
1992	6-6	7-5	8-5	6-6	6-6		9-4	8-5	5-7	8-5	6-6	12-1		9-4	6-6	96-66
1993	2-10	3-9	6-7	4-8	4-8		7-6	7-6	5-7	5-8	6-6	9-4		5-8	5-7	68-94
1994	5-7	3-9	3-6	0-6	4-5		3-7	6-3	1-4	5-2	5-7	4-3		7-3	5-1	51-63
1995	7-5	4-8	5-7	0-7	3-2		8-5	7-6	2-7	7-5	9-4	7-6		5-8	3-7	67-77
1996	4-9	5-8	7-5	6-6	8-4		7-5	7-6	5-7	7-6	3-9	8-5		7-6	4-8	78-84
1997	3-8	4-7	3-8	4-7	4-7		8-3	1-11	6-5	4-7	5-6	5-7		5-7	6-5	58-88
1998	3-8	2-9	7-4	8-3	4-7		4-7	7-5		7-4	3-8	5-7	5-6	6-6	5-6	66-80
1999	7-5	6-4	7-3	2-10	6-4		6-6	4-8		5-7	4-6	6-6	9-1	5-7	8-2	75-69
2000	8-4	5-5	3-6	6-6	4-6		8-4	8-5		7-5	3-6	9-4	7-2	5-7	7-3	80-63
2001	7-2	5-4	8-1	3-4	6-1		6-3	14-6		4-5	6-3	9-10	7-2	9-10	6-3	90-54
2002	5-4	3-6	7-2	5-2	6-1		8-1	11-9		6-3	4-5	8-11	8-1	13-6	3-6	87-57
2003	7-2	4-3	5-4	6-3	6-3		7-2	12-8		1-8	6-3	7-12	6-3	15-4	5-2	87-57
2004	7-0	1-8	7-2	3-6	5-4		7-2	9-10		5-2	2-7	11-8	7-2	11-9	6-3	81-63
2005	6-4	4-6	7-2	3-6	5-1		4-2	9-10		6-4	2-7	12-6	4-5	11-8	5-5	78-66
2006	4-2	7-3	3-3	6-3	4-5		5-4	8-11		4-6	6-3	17-2	6-3	9-10	6-4	85-59
2007	4-4	4-4	5-4	4-6	6-4		4-6	10-9		2-5	4-2	5-14	4-6	9-10	5-4	66-78
2008	5-0	4-6	4-5	4-5	6-3		3-6	9-10		5-5	1-5	10-9	3-6	7-12	4-6	65-78
2009	5-1	5-5	5-4	5-2	4-5		6-2	7-12		6-4	2-7	5-14	6-4	11-8	3-6	70-74
2010	7-3	5-4	5-4	6-3	3-3		6-3	8-11		3-6	1-9	13-6	4-5	9-10	3-4	73-71
2011	5-4	2-6	4-6	2-5	5-5		5-4	11-8		4-4	3-6	9-10	5-2	6-13	5-5	66-78
2012	5-4	8-1	3-3	8-2	3-4		4-5	10-9		5-4	5-5	12-7	5-4	11-8	5-4	84-60
2013	2-5	3-3	5-2	2-5	4-3	15-4	5-1	11-8		6-1	5-1	8-11	3-3	10-9	4-3	83-59
2014	4-2	4-3	3-4	4-2	2-5	11-8	2-5	9-10		6-1	4-2	9-10	4-2	9-10	4-3	75-67
2015	1-6	1-5	2-5	4-3	4-2	9-10	1-5	8-11		3-4	4-3	6-13	3-4	10-9	1-5	57-85
2016	4-3	1-5	2-5	2-4	3-4	6-13	6-1	7-12		4-2	3-4	7-12	5-2	9-10	3-3	62-80
2017	3-4	4-3	5-1	4-3	5-1	7-12	3-3	7-12		3-3	5-2	7-12	2-5	11-8	2-5	68-74
Totals		882-1075	909-1032	925-1000	53-48	477-443	317-263	1004-1005	788-1144	103-68	217-195	449-443	8629-9143			
	999-945															

Note: Baltimore record also includes Milwaukee Brewers (1901) and St. Louis Browns (1902-53). Houston total includes 5-1 record while in the NL. Minnesota record includes Washington Senators (1901-60). New York record includes Baltimore Orioles (1901-02). Milwaukee record includes Seattle Pilots (1969). Texas record includes Washington Senators (1961-71).

ATHLETICS VS. THE NATIONAL LEAGUE

YEAR	ARI	ATL	CHI	CIN	COL	HOU	LA	MIA	MIL	NYM	PHI	PIT	STL	SD	SF	WAS	TOTAL
1997					1-3		1-3							3-1	2-2		7-9
1998	2-1				1-2		1-2							2-1	2-2		8-8
1999	2-1				3-0		3-0							1-2	3-3		12-6
2000	2-1				1-2		2-1							3-0	3-3		11-7
2001	3-0				3-0		2-1							2-1	2-4		12-6
2002						3-0			3-0				3-0		4-2		16-2
2003		1-2						1-2			1-2				3-3	3-0	9-9
2004			1-2	3-0								3-0	0-3		3-3		10-8
2005		2-1								2-1	2-1				4-2	0-3	10-8
2006	0-3				1-2		3-0							1-2	3-3		8-10
2007				2-1		2-1				0-3			1-2		5-1		10-8
2008	1-2	1-2						2-1			2-1				4-2		10-8
2009	1-2				0-3		1-2							2-1	1-5		5-13
2010			1-2	0-3								3-0	1-2		3-3		8-10
2011	2-1							1-2		1-2	1-2				3-3		8-10
2012	0-3				3-0		3-0							2-1	2-4		10-8
2013			2-1	2-2					2-1			2-1	2-1		3-1		13-7
2014		0-3						3-0		2-2	2-1				3-1	3-0	13-7
2015	2-1				2-1		3-1							3-1	1-5		11-9
2016			0-3	1-2					1-3			0-3	2-1		3-1		7-13
2017		0-3						1-3		1-2	2-1				2-2	1-2	7-13
Totals	15-15	4-11	4-8	11-8	15-13		19-10	8-8	192-163	6-10	10-8	11-4	6-9	19-10	59-55	7-5	205-179

Note: Washington record also includes Montreal Expos (2003). Milwaukee total includes 186-159 record while in the AL.

ATHLETICS IN DIVISIONAL PLAY

YEAR	A.L. WEST			A.L. CENTRAL			A.L. EAST			NATIONAL LEAGUE		
	HOME	ROAD	TOTAL	HOME	ROAD	TOTAL	HOME	ROAD	TOTAL	HOME	ROAD	TOTAL
1969	26-19	24-21	50-40				23-13	15-21	38-34			
1970	27-18	25-20	52-38				22-14	15-21	37-35			
1971	24-21	32-13	56-34				22-14	23-12	45-26			
1972	28-13	21-21	49-34				20-16	24-12	44-28			
1973	26-19	23-22	49-41				24-12	21-15	45-27			
1974	31-14	23-22	54-36				18-18	18-18	36-36			
1975	32-13	23-22	55-35				22-14	21-15	43-29			
1976	27-18	17-27	44-45				24-12	19-17	43-29			
1977	23-22	13-31	36-53				12-24	15-21	27-45			
1978	23-21	21-25	44-46				15-21	10-26	25-47			
1979	15-24	10-29	25-53				16-26	13-29	29-55			
1980	25-14	21-18	46-32				21-21	16-26	37-47			
1981	15-11	20-6	35-17				20-10	9-18	29-28			
1982	19-20	16-23	35-43				17-25	16-26	33-51			
1983	22-17	17-22	39-39				20-22	15-27	35-49			
1984	25-14	17-22	42-36				19-23	16-26	35-49			
1985	21-16	15-26	36-42				22-20	19-23	41-43			
1986	18-20	15-24	33-44				29-16	14-26	43-42			
1987	17-22	16-23	33-45				25-17	23-19	48-36			
1988	24-15	23-16	47-31				30-12	27-15	57-27			
1989	25-14	21-18	46-32				29-13	24-18	53-31			
1990	22-17	25-14	47-31				29-13	27-15	56-28			
1991	25-14	15-24	40-38				22-20	22-20	44-40			
1992	29-10	25-14	54-24				22-20	20-22	42-42			
1993	20-19	19-20	39-39				18-24	11-31	29-55			
1994	8-5	9-4	17-9	5-14	7-11	12-25	11-13	11-16	22-29			
1995	13-7	6-13	19-20	11-15	11-16	22-31	14-12	12-14	26-26			
1996	11-9	11-8	22-17	18-12	14-17	32-29	11-20	13-18	24-38			
1997	5-13	6-12	11-25	13-14	12-16	25-30	13-15	9-18	22-33	4-4	3-5	7-9
1998	9-9	9-9	18-18	16-12	14-13	30-25	10-17	8-20	18-37	4-4	4-4	8-8
1999	11-7	4-14	15-21	16-10	10-20	26-30	17-11	17-7	34-18	8-1	4-5	12-6

YEAR	A.L. WEST			A.L. CENTRAL			A.L. EAST			NATIONAL LEAGUE		
	HOME	ROAD	TOTAL	HOME	ROAD	TOTAL	HOME	ROAD	TOTAL	HOME	ROAD	TOTAL
2000	13-6	9-10	22-16	13-17	15-10	28-27	14-9	16-11	30-20	7-2	4-5	11-7
2001	16-13	16-13	32-26	9-7	18-7	27-14	21-6	10-8	31-14	7-2	5-4	12-6
2002	19-10	13-16	32-26	19-6	13-3	32-9	8-10	15-12	23-22	8-1	8-1	16-2
2003	20-9	14-15	34-24	12-6	13-14	25-20	19-6	9-7	28-13	6-3	3-6	9-9
2004	17-12	14-15	31-27	16-8	11-8	27-16	12-7	11-13	23-20	7-2	3-6	10-8
2005	15-14	17-10	32-24	13-8	12-7	25-15	10-12	11-15	21-27	7-2	3-6	10-8
2006	16-12	18-11	34-23	14-8	8-13	22-21	15-7	14-8	29-15	4-5	4-5	8-10
2007	12-16	12-17	24-33	14-11	7-14	21-25	9-10	12-10	21-20	5-4	5-4	10-8
2008	14-14	12-17	26-31	13-9	9-15	22-24	11-11	6-12	17-23	5-4	5-4	10-8
2009	11-18	12-16	23-34	17-8	9-9	26-17	10-8	11-15	21-23	2-7	3-6	5-13
2010	18-11	12-16	30-27	9-8	14-11	23-19	14-12	6-13	20-25	6-3	2-7	8-10
2011	15-13	11-18	26-31	11-14	9-10	20-24	11-8	9-15	20-23	6-3	2-7	8-10
2012	16-12	17-12	33-24	12-7	11-11	23-18	16-9	12-9	28-18	6-3	4-5	10-8
2013	21-18	23-14	44-32	13-3	9-9	22-12	10-6	7-9	17-15	8-2	5-5	13-7
2014	18-19	20-19	38-38	9-8	8-9	17-17	13-4	7-8	20-12	8-2	5-5	13-7
2015	16-23	17-20	33-43	5-11	9-8	14-19	7-9	3-14	10-23	6-4	5-5	11-9
2016	13-24	16-23	29-47	10-6	7-10	17-16	9-9	7-8	16-17	2-8	5-5	7-13
2017	21-17	11-27	32-44	10-5	10-6	20-11	12-6	4-13	16-19	3-7	4-6	7-13
Totals	937-736	1743-1608	260-267	838-677	1531-1489	86-106	806-872	298-227	558-494	693-812	119-73	205-179

OAKLAND A'S MONTH-BY-MONTH

Year	March	April	May	June	July	August	September	October
1968	-	8-10	13-14	17-12	15-15	16-17	13-12	-
1969	-	11-8	12-13	17-9	18-11	16-15	13-17	1-1
1970	-	8-12	17-11	17-10	15-12	13-17	18-11	1-0
1971	-	17-8	16-10	17-8	14-13	23-8	14-13	-
1972	-	7-4	18-8	18-11	16-15	14-13	18-10	2-1
1973	-	9-11	15-13	18-11	17-12	20-7	15-14	-
1974	-	10-10	17-11	14-14	20-8	15-14	14-13	0-2
1975	-	12-8	16-10	20-9	18-11	15-16	17-10	-
1976	-	9-8	12-17	15-13	17-11	17-12	16-11	1-2
1977	-	12-9	10-15	10-17	10-19	10-18	11-18	0-2
1978	-	16-5	11-15	11-18	17-13	7-21	7-20	0-1
1979	-	8-14	9-19	5-24	8-20	14-15	10-16	-
1980	-	12-8	13-13	7-21	19-10	14-14	16-11	2-2
1981	-	18-3	13-17	6-3	-	10-9	15-12	2-1
1982	-	11-11	12-16	10-18	11-15	14-15	9-17	1-2
1983	-	11-9	11-16	14-15	12-17	17-13	8-16	1-2
1984	-	14-10	9-17	15-14	10-18	14-14	15-12	-
1985	-	9-12	13-12	17-10	13-14	15-14	8-20	2-3
1986	-	11-10	12-16	7-22	14-12	17-11	13-13	2-2
1987	-	9-14	15-10	16-11	12-15	15-14	12-15	2-2
1988	-	16-7	19-8	13-14	16-12	20-9	19-7	1-1
1989	-	18-8	16-10	13-14	16-10	18-11	17-10	1-0
1990	-	14-5	18-9	15-12	17-14	18-9	20-8	1-2
1991	-	13-7	15-12	13-15	15-12	15-14	11-15	2-3
1992	-	14-8	13-14	18-9	15-11	19-10	15-12	2-2
1993	-	7-11	12-16	12-14	12-17	9-21	15-13	1-2
1994	-	7-17	8-19	17-9	15-11	4-7	-	-
1995	-	1-4	16-12	16-12	8-20	17-12	9-16	0-1
1996	-	13-12	11-16	14-15	17-10	11-19	12-12	-
1997	-	13-13	9-21	12-15	8-19	11-16	12-13	-
1998	-	12-14	10-17	15-13	11-16	15-15	11-13	-
1999	-	10-14	17-10	10-16	16-10	19-10	13-14	2-1
2000	-	12-13	15-13	18-7	13-14	11-16	21-7	1-0
2001	-	8-17	18-9	12-15	19-8	22-7	17-4	6-0
2002	-	15-11	10-17	21-7	15-12	24-4	18-8	-
2003	-	17-10	14-13	15-12	16-11	20-9	14-11	-
2004	-	11-12	15-11	17-10	15-12	20-8	12-16	1-2
2005	-	12-12	7-20	19-8	20-6	17-11	11-17	2-0
2006	-	12-12	12-17	18-8	14-13	21-6	15-13	1-0

Oakland A's Month-by-Month, continued

Year	March	April	May	June	July	August	September	October
2007	-	12-13	14-13	15-13	9-18	17-12	9-17	-
2008	1-1	16-11	12-15	16-10	8-17	10-20	12-12	-
2009	-	8-11	11-18	13-15	12-14	14-15	17-10	0-4
2010	-	12-12	16-12	10-17	14-10	13-15	13-15	3-0
2011	-	13-14	14-15	9-17	13-13	11-17	14-12	-
2012	1-1	10-12	11-16	15-13	19-5	18-10	17-11	3-0
2013	-	16-12	16-12	16-11	15-10	14-13	19-8	-
2014	0-1	18-9	16-12	17-9	15-10	12-17	10-16	-
2015	-	9-14	11-19	15-12	10-14	13-15	8-19	2-1
2016	-	13-12	11-17	11-15	12-14	10-18	10-17	2-0
2017	-	11-14	12-15	12-16	12-14	11-16	16-12	1-0
Totals	2-3	585-525	663-701	708-643	693-638	750-659	669-639	49-42

ATHLETICS FRANCHISE RECORDS

TEAM GENERAL

Most Games Won

Season	107 (1931)
Home	60 (1931)
Road	55 (1971)
Consecutive	20 (August 13 to September 4, 2002)
Consecutive, Home	22 (July 15-August 31, 1931)
Consecutive, Road	14 (May 3-30, 1931)
vs. One Team	20 (St. Louis, 1911)
by Shutout	27 (1907, 1909)
by One Run	33 (2004)
in Extra Innings (since 1911)	14 (1988)
Month	26 (July, 1931)

Most Games Lost

Season	117 (1916)
Home	55 (1956, 1964)
Road	64 (1916)
Consecutive	20 (1916, 1943)
Consecutive, Home	13 (May 27-July 6, 1920)
Consecutive, Road	22 (July 11-August 23, 1943)
vs. One Team	19 (five times. Last: New York, 1957)
by Shutout	24 (1943)
Fewest lost by shutout	2 (1902, 1931 and 1932)
by One Run	40 (1908)
in Extra Innings (since 1911)	16 (1921)
Month	28 (July, 1916)

Most Games

Season	163 (1964, 1968)
Shutout	41 (1909)
One Run	65 (1908)
Extra Innings (since 1911)	24 (1921, 1945)
Month	40 (August, 1938)

MOST 100-WIN SEASONS BY CURRENT MLB FRANCHISES

New York-AL	19
Athletics	10
Cardinals	9
Braves	8
Giants	7
Dodgers	7

Highest Winning Percentage

Season	.704 (1931)
Home	.800 (1931)
Road	.688 (1971)
Shutout Games	.857 (1931, 12-2)
One-Run Games	.698 (1928, 30-13)
Extra Inning Games (since 1911)	1.000 (1928, 8-0)
Month	.857 (August, 2002; 24-4) .857 (April, 1981; 18-3)
Homestand (min. 6 games)	1.000 (August 23-29, 2004; 7-0) 1.000 (September 3-10, 2001; 7-0) 1.000 (May 4-12, 1948; 7-0) 1.000 (11 times, last: July 3-8, 2014; 6-0)
Roadtrip (min. 6 games)	1.000 (May 9-21, 1931; 11-0) 1.000 (August 19-28, 2002; 10-0) 1.000 (April 9-16, 1981; 8-0) 1.000 (April 5-11, 2013; 6-0)

Lowest Winning Percentage

Season	.235 (1916)
Home	.267 (1915)
Road	.169 (1916)
Shutout Games	.045 (1919, 1-21)
One-Run Games	.256 (1916, 11-32)
Extra Inning Games (since 1911)	.200 (1916, 2-8)
Month	.067 (July, 1916; 2-28)
Homestand (min. 6 games)	.000 (August 10-16, 1956; 0-6) .000 (July 5-11, 1937; 0-6) .000 (September 27-October 2, 1920; 0-6)
Road Trip (min. 6 games)	.000 (15 times. Most losses: 0-9, September 22-October 1, 1995)

Most Players Used

Season	56 (1915)
Pitchers, Season	30 (2015)
Game, Nine Inn. (since 1913)	24 (vs. Cal., Sept. 6, 1966)
Game, Extra Innings	30 (vs. Chi., Sept. 19, 1972; 15 inn.)
Pitchers, Nine Inning Game (since 1911)	8 (vs. San Francisco, September 26, 2015) 8 (at Baltimore, July 7, 1994)
Pitchers, Extra Innings	9 (at NY-AL, Sept. 22, 2012; 14 inn.) 9 (at Boston, June 4, 2011; 14 inn.) 9 (vs. Seattle, September 20, 1997; 15 inn.)

Fewest Players Used

Season	19 (1905)
Pitchers, Season	7 (1905)

Length of Game

Most Innings	24 (vs. Detroit, July 21, 1945) 24 (at Boston, September 1, 1906)
Longest Time, 9 inn.	4:31 (at New York-AL, Aug. 25, 2011)

Left On Base

Season, Most	1274 (2004)
Season, Fewest	925 (1957)
Nine Inning Game, Most (since 1911)	17 (at Chicago, September 18, 1982) 17 (at St. Louis, June 12, 1949, 2nd Game) 17 (at Washington, May 4, 1919)
Extra Inning Game, Most (since 1911)	21 (at Texas, July 1, 1979; 15 inn.) 21 (at Detroit, June 17, 1967; 19 inn.)
Extra Inning Game, Fewest	0 (N.Y., June 22, 1929; 14 inn.)

Scoring Margin

Victory	22 (vs. Detroit, May 18, 1912; 24-2)
Shutout Victory	16 (five times, last: at Toronto, July 25, 2012)
Defeat	23 (vs. Chicago, April 23, 1955; 6-29) 23 (vs. New York, May 24, 1936; 2-25)
Shutout Defeat	21 (New York, August 13, 1939)
Largest Deficit Overcome to Win	12 (vs. Cle., June 15, 1925)
Largest Lead Surrendered in Loss	11 (at St.L, June 17, 1936)

Errors

Season, Most	338 (1915)
Season, Fewest	84 (2006)
Consecutive Games, No Errors	15 (June 25-July 9, 2016)

Double Plays Turned

Most, Season	217 (1949)
Game	6 (several times. Last: at Chicago, May 17, 1995)

TEAM BATTING

Batting Average

Highest	.307 (1925)
Lowest	.223 (1908)

Slugging Percentage

Highest	.458 (2000)
Lowest	.292 (1908)

On-Base Percentage

Highest	.372 (1927)
Lowest	.281 (1908)

Most At Bats

Season	5728 (2004)
Game (since 1911)	84 (vs. Detroit, July 21, 1945; 24 inn.)
Game, Nine Inn. (since 1911)	52 (at Boston, May 1, 1929)

Most Runs

Season	981 (1932)
Game	24 (vs. Boston, May 1, 1929) 24 (vs. Detroit, May 18, 1912)
Game, loss	16 (at Texas, May 5, 2000; 16-17)
Game, both clubs	36 (Boston, June 29, 1950; 14-22)
Inning	13 (vs. California, July 5, 1996; 1st) 13 (vs. Chicago, April 21, 1956; 2nd) 13 (vs. Cleveland, June 15, 1925; 8th)
Consecutive innings, no runs	48 (Sept. 22-26, 1906)
Two consecutive games	34 (June 18-19, 2000) 34 (June 14-15, 1969)
Three consecutive games	44 (June 17-19, 2000)
Consecutive games, one or more runs	113 (Aug. 23, 1931 to July 8, 1932)

Most Hits

Season	1659 (1925)
Game, Nine Innings	29 (Boston, May 1, 1929)
Game, Extra Innings	29 (at Texas, July 1, 1979; 15 inn.)

Most Singles

Season	1206 (1925)
Game (since 1911)	25 (at Texas, July 1, 1979; 15 inn.)

Most Doubles

Season	336 (2004)
Game (since 1911)	8 (13 times, last: at Minnesota, September 11, 2013)

Most Triples

Season	108 (1912)
Game	6 (vs. Detroit, May 18, 1912)

Most Home Runs

Season	243 (1996)
Season, Home	129 (2017)
Season, Road	130 (1996)
Season, Grand Slam	14 (2000)
Season, Pinch Hit	8 (1970)
Season, Inside The Park	13 (1911)
Season, vs. One Team	34 (Detroit, 1957)
Season, Back-To-Back	13 (2000)
Players with 30 or More Home Runs	3 (1996, 1999, 2001)
Players with 20 or More Home Runs	5 (1996, 1999, 2000, 2004, 2017)
Players with 10 or More Home Runs	9 (2000, 2017)
Month	55 (June, 1996 and August, 1999)
Game	8 (at California, June 27, 1996)
Game, Grand Slam	2 (at Seattle, September 10, 2007) 2 (at Toronto, August 24, 2003)
Inning	4 (vs. Chicago, April 27, 2002 3rd inning: Hatteberg, Long, Pena, Menechino) 4 (vs. Tampa Bay, August 1, 1999 4th inning: Tejada, Chavez, Giambi, Jaha) 4 (vs. Boston, August 21, 1997 3rd inning: Giambi, Young, McDonald, Canseco)
Consecutive	3 (12 times), last: vs. Texas, April 15, 2006 (Chavez, Thomas, Bradley)
Consecutive Games with a Home Run	23 (July 2-27, 1996)
Two consecutive games	12 (June 25-27, 1996)

Most Total Bases

Season	2546 (1996)
Game	44 (at California, June 27, 1996) 44 (Boston, May 1, 1929)

Most Extra Base Hits

Season	555 (2001)
Game (since 1911)	11 (7 times, last: at Min., Sept. 11, 2013)

Most Runs Batted In

Season	923 (1932)
Game	23 (vs. Texas, September 30, 2000) 23 (at Boston, May 1, 1929)

Most Walks

Season	783 (1949)
Game	16 (vs. Chicago, May 2, 1952) 16 (at St. Louis, June 21, 1948)

Athletics Franchise Records, continued

Most Strikeouts

Season	1491 (2017)
Game, Nine Innings	19 (at Cleveland, May 30, 2017) 19 (at Seattle, June 24, 1997)
Game, Extra Innings	21 (vs. Tampa Bay, July 30, 2012)

Most Hit By Pitch

Season	88 (2001)
Game (since 1911)	5 (at Anaheim, June 7, 2001) 5 (at St. Louis, July 17, 1911)

Most Sacrifice Hits

Season	147 (1906)
Game (since 1911)	7 (at St. Louis, June 23, 1935, G#2) 7 (vs. Cleveland, July 15, 1912)

Most Sacrifice Flies

Season	77 (1984)
Game	3 (39 times, last: vs. Seattle, September 27, 2017)

Most Grounded Into Double Plays

Season	170 (1950 and 2006)
Game	6 (at Cleveland, August 31, 1949, G#1)
Game, Nine Innings	5 (17 times, last: at Houston, August 19, 2017)

Most Stolen Bases

Season	341 (1976)
Season, vs. one team (since 1911)	64 (New York, 1913)
Game (since 1911)	12 (at Minnesota, August 1, 1976)

TEAM PITCHING

Earned Run Average

Lowest	1.79 (1910)
Highest	6.08 (1936)

Complete Games

Most	136 (1904)
Fewest	1 (2012, 2017)
Consecutive (since 1911)	11 (4 times, last: Aug. 6-17, 1932)

Shutouts

Most	27 (1907, 1909)
Fewest	1 (1919, 1997)
Consecutive	3 (10 times, last: August 28-31, 1996)
Consec. Shutout IP (since 1911)	44 (Sept. 13-18, 1966)

Saves

Most	64 (1988 and 1990)
Fewest	13 (1980)

Innings Pitched

Most	1489.1 (1988)
Fewest	1324 (1938)

Hits

Most, Season	1734 (1997)
Most, Game (since 1911)	33 (at Cle., July 10, 1932; 18 inn.)
Most, Nine Inning Game (since 1911)	29 (vs. Chicago, April 23, 1955)
Fewest, Season	1069 (1909)

Runs Allowed

Most, Season	1045 (1936)
Most, Game	29 (vs. Chicago, April 23, 1955)
Most, Inning (since 1911)	14 (at Cleveland, June 18, 1950, 2nd game, 1st inn.) 14 (at Boston (July 4, 1948, 7th inn.)
Fewest, Season	408 (1909)

Earned Runs Allowed

Most	913 (1936)
Fewest	282 (1910)

Walks Allowed

Most, Season	827 (1915)
Most, Season, Intentional	78 (1968)
Most, Game	18 (Detroit, May 9, 1916)
Most, Game, Intentional	5 (three times, last: at California, August 27, 1966)
Fewest, Season	366 (1904)
Fewest, Season, Intentional	17 (2017)

Strikeouts

Most, Season	1244 (2014)
Most, Game	26 (vs. California, July 9, 1971; 20 inn.)
Most, Nine Inning Game	18 (at Seattle, April 19, 1986)
Fewest, Season	371 (1924)

Home Runs Allowed

Most, Season	220 (1964)
Most, Game	8 (vs. New York, June 28, 1939)
Most, Inning	5 (vs. Minnesota, June 9, 1966; 7th inn.)
Most Grand Slams, Season	8 (1993, 1999)
Fewest, Season	8 (1910)
Fewest Grand Slams, Season	0 (17 times, last: 2003)

Hit Batters

Most, Season	81 (1911)
Most, Game (since 1911)	5 (at Detroit, August 11, 1965)
Fewest, Season	9 (1931)

Wild Pitches

Most, Season	84 (2017)
Most, Game (since 1913)	5 (at Chicago, June 7, 1937)
Fewest, Season	13 (1946)

Balks

Most, Season	76 (1988)
Most, Game	5 (at Seattle, April 13, 1988)
Fewest, Season	0 (1928)

INDIVIDUAL BATTING

Highest Batting Average

Career	.356 (Al Simmons, 1924-32, 40-41, 44)
Season, Right Hander	.426 (Nap Lajoie, 1901)
Season, Left Hander	.365 (Eddie Collins, 1911)
Season, Switch Hitter	.303 (Dave Philley, 1953)
Season, Pinch Hitter (min. 30 ab)	.452 (Elmer Valo, 1955)
Season, Designated Hitter	.328 (Erubiel Durazo, 2004)
Season, Rookie	.334 (Socks Seybold, 1901)

Highest Slugging Percentage

Career	.640 (Jimmie Foxx, 1925-35)
Season, Right Hander	.749 (Jimmie Foxx, 1932)
Season, Left Hander	.660 (Jason Giambi, 2001)
Season, Switch Hitter	.493 (Nick Swisher, 2006)
Season, Rookie	.618 (Mark McGwire, 1997)

Highest On-Base Percentage

Career.....	.440	(Jimmie Foxx, 1925-35)
Season, Left Hander.....	.477	(Jason Giambi, 2001)
Season, Right Hander.....	.469	(Jimmie Foxx, 1932)
Season, Switch Hitter.....	.381	(Nick Swisher, 2007)
Season, Rookie.....	.414	(Ferris Fain, 1947)

Most Games Played

Career.....	1795	(Bert Campaneris, 1964-76)
Season.....	.162	(11 times, last: Miguel Tejada, 2003)
Season, Rookie.....	.160	(Phil Garner, 1975)
Consecutive.....	594	(Miguel Tejada, June 2, 2000-Sept. 28, 2003)

Most At Bats

Career.....	7180	(Bert Campaneris, 1964-76)
Season.....	.670	(Al Simmons, 1932)
Season, Rookie.....	.611	(Dick Howser, 1961)
Game.....	11	(Irv Hall vs. Detroit, July 21, 1945)

Most Runs

Career.....	1270	(Rickey Henderson, 1979-84, 89-95, 98)
Season.....	.152	(Al Simmons, 1930)
Season, Rookie.....	.108	(Dick Howser, 1961)
Game.....	5	(several times. Last: Luis Polonia at Kansas City, September 9, 1988)

Most Hits

Career.....	1882	(Bert Campaneris, 1964-76)
Season, Right Hander.....	.253	(Al Simmons, 1925)
Season, Left Hander.....	.214	(Doc Cramer, 1935)
Season, Switch Hitter.....	.188	(Dave Philley, 1953)
Season, Rookie.....	.183	(Al Simmons, 1924)
Game.....	6	(Joe DeMaestri at Detroit, July 8, 1955; 11 inn.) 6 (Roger Cramer vs. Detroit, July 13, 1935) 6 (Bob Johnson vs. Chi., June 16, 1934; 2nd game, 11 inn.) 6 (Jimmie Foxx at Cleveland, July 10, 1932; 18 inn.) 6 (Roger Cramer at Chicago, June 20, 1932) 6 (Jimmie Foxx vs. Wash., May 30, 1930; 1st game, 13 inn.) 6 (Danny Murphy at Boston, July 8, 1902)
Consecutive.....	8	(several times. Last: Josh Reddick, May 7-8, 2016)
Hitting Streak.....	.29	(Billy Lamar, May 30-June 29, 1925)
Consecutive Games Reaching Base (since 1913).....	.62	(Mark McGwire, September 16, 1995-June 18, 1996)
Consecutive At Bats, No Hits (since 1924).....	.42	(Tim Thompson, July 24-August 19, 1957)

Most Singles

Career.....	1472	(Bert Campaneris, 1964-76)
Season.....	.174	(Al Simmons, 1925)
Season, Rookie.....	.135	(Al Simmons, 1924)
Game.....	6	(Joe DeMaestri at Detroit, July 8, 1955; 11 inn.) 6 (Roger Cramer at Chicago, June 20, 1932)

Most Doubles

Career.....	365	(Jimmy Dykes, 1918-32)
Season.....	.53	(Al Simmons, 1926)
Season, Rookie.....	.44	(Bob Johnson, 1933)
Game.....	4	(Frankie Hayes at Cleveland, July 25, 1936)

Most Triples

Career.....	102	(Danny Murphy, 1902-13)
Season.....	.21	(Frank Baker, 1912)
Season, Rookie.....	.19	(Frank Baker, 1909)
Game.....	3	(Bert Campaneris vs. Cle., Aug. 29, 1967; 10 inn.)

Most Home Runs

Career.....	363	(Mark McGwire, 1986-97)
Career, Pinch Hit.....	5	(Mark McGwire, 1986-97)
	5	(Terry Steinbach, 1986-96)
	5	(Mike Aldrete, 1993-95)
	5	(Jeff Burroughs, 1982-84)
	5	(Gus Zernial, 1951-57)
Career, Designated Hitter.....	98	(Dave Kingman, 1984-86)
Career, Grand Slams.....	9	(Mark McGwire, 1986-97)
	9	(Gus Zernial, 1951-57)
	9	(Sam Chapman, 1938-41, 45-51)
	9	(Jimmie Foxx, 1925-35)
Career, Inside The Park.....	18	(Danny Murphy, 1902-13)
Career, Leadoff.....	43	(Rickey Henderson, 1979-84, 89-95, 98)
Season, Right Hander.....	.58	(Jimmie Foxx, 1932)
Season, Left Hander.....	.47	(Reggie Jackson, 1969)
Season, Switch Hitter.....	.35	(Nick Swisher, 2006)
Season, Pinch Hitter.....	4	(Jeff Burroughs, 1982)
Season, Designated Hitter.....	39	(Frank Thomas, 2006)
Season, Grand Slams.....	4	(Jason Giambi, 2000)
Season, Inside The Park.....	4	(Danny Murphy, 1904)
Season, Leadoff.....	7	(Rickey Henderson, 1993)
Season, Rookie.....	49	(Mark McGwire, 1987)
Season, Home.....	.31	(Jimmie Foxx, 1933)
	.31	(Jimmie Foxx, 1932)
Season, Road.....	.28	(Mark McGwire, 1996)
	.28	(Jose Canseco, 1991)
	.28	(Mark McGwire, 1987)
Month.....	.15	(Bob Johnson, June, 1934)
	.15	(Mark McGwire, May, 1987)
Game.....	3	(28 times. Last: Khris Davis vs. Texas, May 17, 2016)
Game, Both Sides of Plate.....	nine times.	Last: Coco Crisp (at New York-AL, August 24, 2011)
Two Consec. Games.....	5	(Josh Reddick, Aug. 9-10, 2013)
	5	(Mark McGwire, June 10-11, 1995)
	5	(Mark McGwire, June 27-28, 1987)
Inning.....	2	(Mark McGwire at Seattle, Sept. 22, 1996; 5th inn.)
Consecutive Games With Home Run.....	6	(Frank Thomas, September 5-11, 2006)
Consecutive At Bats With Home Run.....	4	(Jimmie Foxx vs. Washington and N.Y., June 7-8, 1933)
	4	(Mike Epstein vs. Washington, June 15-16, 1971)
Home Run, First Major League At Bat.....	five times:	(Terry Steinbach, September 12, 1986 at Cleveland)
	5	(Joe Keough, August 7, 1968 at New York, G#2)
	5	(Bert Campaneris, July 23, 1964 vs. Minnesota)
	5	(Gene Hasson, September 9, 1937 vs. Washington, G#1)
	5	(Ace Parker, April 30, 1937 vs. Boston)

Most Runs Batted In

Career.....	1178	(Al Simmons, 1924-32, 40-41, 44)
Season, Right Hander.....	.169	(Jimmie Foxx, 1932)
Season, Left Hander.....	.137	(Jason Giambi, 2000)
Season, Switch Hitter.....	.101	(Ruben Sierra, 1993)
Season, Designated Hitter.....	.114	(Frank Thomas, 2006)
Season, Rookie.....	.118	(Mark McGwire, 1987)
Game.....	10	(Reggie Jackson at Boston, June 14, 1969)
Inning.....	6	(Matt Stairs vs. California, July 5, 1996; 1st inn.)
	6	(Joe Astroth at Washington, Sept. 23, 1950; 6th inn.)
	6	(Bob Johnson at Chicago, Aug. 29, 1937; 1st inn.)
Consecutive Games With RBI.....	11	(Al Simmons, 1931)

Athletics Franchise Records, continued

Most Total Bases

Career.....	2998 (Al Simmons, 1924-32, 40-41, 44)
Season.....	438 (Jimmie Foxx, 1932)
Season, Rookie.....	344 (Mark McGwire, 1987)
Game.....	16 (Jimmie Foxx at Cleveland, July 10, 1932; 18 inn.)

Most Extra Base Hits

Career.....	655 (Al Simmons, 1924-32, 40-41, 44)
Season.....	100 (Jimmie Foxx, 1932)
Season, Rookie.....	81 (Mark McGwire, 1987)
Game.....	4 (several times. Last: Ryon Healy vs. Washington, June 3, 2017)

Most Walks

Career.....	1227 (Rickey Henderson, 1979-84, 89-95, 98)
Career, Intentional.....	84 (Reggie Jackson, 1967-75, 87)
Season.....	149 (Eddie Joost, 1949)
Season, Rookie.....	95 (Ferris Fain, 1947)
Season, Intentional.....	24 (Jason Giambi, 2001)
Game.....	5 (several times. Last: Mark McGwire vs. Kansas City, April 26, 1997)
Consecutive.....	7 (Jose Canseco, August 4-5, 1992)

Most Strikeouts

Career.....	1226 (Reggie Jackson, 1967-75, 87)
Season.....	197 (Jack Cust, 2008)
Season, Rookie.....	175 (Jose Canseco, 1986)
Game.....	5 (several times. Last: Nick Swisher at San Diego, June 29, 2006)
Two Consecutive Games.....	8 (Seth Smith, May 1-3, 2013) 8 (Jose Canseco, July 14-16, 1997) 8 (Rick Monday, April 28-29, 1970)

Most Hit By Pitch

Career.....	87 (Jimmy Dykes, 1918-32)
Season.....	20 (Jason Kendall, 2005) 20 (Don Baylor, 1976)
Season, Rookie.....	15 (Olmedo Saenz, 1999)
Game (since 1913).....	2 (51 times, last: Mark Canha at Philadelphia, September 16, 2017)

Most Sacrifice Hits

Career.....	188 (Jimmy Dykes, 1918-32)
Season.....	34 (Simon Nicholls, 1907)
Season, Rookie.....	34 (Simon Nicholls, 1907)
Game (since 1913).....	3 (four times, last: Ned Garver at Detroit, September 23, 1960)

Most Sacrifice Flies

Career.....	59 (Mark McGwire, 1986-97)
Season.....	14 (Dave Kingman, 1984)
Season, Rookie.....	12 (Leo Posada, 1961)
Game.....	2 (32 times, last: Stephen Vogt at Tampa Bay, May 24, 2015)

Most Grounded Into Double Plays

Career.....	158 (Pete Suder, 1941-55)
Season.....	32 (Ben Grieve, 2000)
Season, Rookie.....	28 (George Kell, 1944)
Game.....	3 (Harry Simpson vs. Wash., June 12, 1957, G#2) 3 (Benny McCoy vs. Washington, May 25, 1941)

Most Stolen Bases

Career.....	867 (Rickey Henderson, 1979-84, 89-95, 98)
Season.....	130 (Rickey Henderson, 1982)
Season, Rookie.....	42 (Mitchell Page, 1977)
Game.....	6 (Eddie Collins at St. Louis, Sept. 22, 1912; G#1) 6 (Eddie Collins at Detroit, September 11, 1912)
Consecutive.....	36 (Coco Crisp, July 16, 2011-June 19, 2012)

Most Caught Stealing

Career.....	219 (Rickey Henderson, 1979-84, 89-95, 98)
Season.....	42 (Rickey Henderson, 1982)
Season, Rookie.....	21 (Mike Edwards, 1978)
Game.....	3 (Rickey Henderson at California, July 27, 1982) 3 (Joe Hauser vs. St. Louis, August 18, 1922)

INDIVIDUAL PITCHING

Most Games Won

Career.....	284 (Eddie Plank, 1901-14)
Season, Right Hander.....	31 (Jack Coombs, 1910)
Season, Left Hander.....	31 (Lefty Grove, 1931)
Season, Rookie.....	20 (Alex Kellner, 1949) 20 (Scott Perry, 1918)
Consecutive.....	16 (Lefty Grove, 1931)

Most Games Lost

Career.....	162 (Eddie Plank, 1901-14)
Season, Right Hander.....	25 (Scott Perry, 1920)
Season, Left Hander.....	20 (Alex Kellner, 1950)
Season, Rookie.....	23 (Elmer Myers, 1916)
Consecutive.....	19 (Jack Nabors, 1916)

Most Saves

Career.....	320 (Dennis Eckersley, 1987-95)
Season, Right Hander.....	51 (Dennis Eckersley, 1992)
Season, Left Hander.....	22 (Sean Doolittle, 2014)
Season, Rookie.....	26 (Andrew Bailey, 2009)
Consecutive Saves.....	44 (Grant Balfour, May 5, 2012-July 22, 2013)

Lowest Earned Run Average

Career.....	1.97 (Rube Waddell, 1902-07)
Season.....	1.30 (Jack Coombs, 1910)
Season, Rookie.....	1.39 (Harry Kruse, 1909)

Most Games

Career.....	525 (Dennis Eckersley, 1987-95)
Season.....	84 (Billy Koch, 2002)
Season, Rookie.....	71 (Ryan Cook, 2012) 71 (Aaron Small, 1997)

Most Games Started

Career.....	459 (Eddie Plank, 1901-14)
Season.....	46 (Rube Waddell, 1904)
Season, Rookie.....	36 (Scott Perry, 1918)

Most Complete Games

Career.....	362 (Eddie Plank, 1901-14)
Season.....	39 (Rube Waddell, 1904)
Season, Rookie.....	31 (Elmer Myers, 1916)
Consecutive (since 1913).....	22 (Rick Langford, May 23-September 12, 1980)
Consecutive Won (since 1913).....	11 (Bobby Shantz, April 30-June 19, 1952)

Most Shutouts

Career.....	59 (Eddie Plank, 1901-14)
Season.....	13 (Jack Coombs, 1910)
Season, Rookie.....	7 (Harry Krause, 1909)
Consecutive Scoreless IP.....	53.0 (Jack Coombs, 1910)

Most Innings Pitched

Career.....	3860.2 (Eddie Plank, 1901-14)
Season.....	383 (Rube Waddell, 1904)
Season, Rookie.....	332.1 (Scott Perry, 1918)
Game.....	24 (Jack Coombs at Boston, September 1, 1906)

Hits

Career, Most.....	3438 (Eddie Plank, 1901-14)
Season, Most.....	360 (Jack Coombs, 1911)
Season, Rookie.....	295 (Scott Perry, 1918)
Game, Most.....	26 (Hod Lisenbee at Chicago, Sept. 11, 1936)
Game, Most, Extra Inn.....	29 (Eddie Rommel at Cleveland, July 10, 1932)
Game, Fewest.....	0 (14 times, 12 complete)

Most Runs

Career.....	1374 (Eddie Plank, 1901-14)
Season.....	169 (Elmer Myers, 1916)
Season, Rookie.....	169 (Elmer Myers, 1916)
Game (since 1909).....	20 (Tom Sheehan at Washington, September 29, 1915; 2nd Game)

Most Earned Runs

Career.....	1025 (Eddie Plank, 1901-14)
Season.....	146 (George Earnshaw, 1930)
Season, Rookie.....	130 (Buck Ross, 1936)
Game.....	15 (Win Noyes vs. Bos., Sept. 15, 1919)

Most Walks

Career.....	913 (Eddie Plank, 1901-14)
Season.....	168 (Elmer Myers, 1916)
Season, Rookie.....	168 (Elmer Myers, 1916)
Game.....	16 (Bruno Haas vs. New York, June 23, 1915)

Most Strikeouts

Career.....	1985 (Eddie Plank, 1901-14)
Season.....	349 (Rube Waddell, 1904)
Season, Rookie.....	182 (Elmer Myers, 1916)
Game, Nine Innings.....	16 (Jose Rijo at Seattle, April 19, 1986)
Game, Extra Innings.....	18 (Jack Coombs at Chicago, August 4, 1910; 16 inn.)
	18 (Jack Coombs at Boston, September 1, 1906; 24 inn.)
Inning.....	4 (Ryan Cook, April 27, 2012 at Baltimore; 8th inn.)
	4 (Erik Hiljus, June 30, 2001 at Texas; 7th inn.)
	4 (Blake Stein, July 27, 1998 at Tampa Bay; 4th inn.)

Most Home Runs

Career.....	261 (Jim Hunter, 1965-74)
Season.....	40 (Orlando Peña, 1964)
Season, Rookie.....	28 (Jharel Cotton, 2017)
Game.....	6 (George Caster vs. Boston, September 24, 1940)

Most Hit Batters

Career.....	185 (Eddie Plank, 1901-14)
Season.....	32 (Chick Fraser, 1901)
Season, Rookie.....	25 (Chief Bender, 1903)
Game (since 1913).....	3 (23 times, last: Raul Alcantara vs. Los Angeles, September 15, 2016)

Most Wild Pitches

Career.....	87 (John Odom, 1964-75)
Season.....	22 (Mike Moore, 1992)
Season, Rookie.....	16 (Stu Flythe, 1936)
Game (since 1913).....	4 (Stan Bahnsen vs. Cal., July 5, 1975)
	4 (George Turbeville at Chicago, June 7, 1937)

OAKLAND ATHLETICS RECORDS

TEAM GENERAL

Most Games Won

Season.....	104 (1988)
Home.....	57 (2003)
Road.....	55 (1971)
Consecutive.....	20 (August 13 to September 4, 2002)
Consecutive, Home.....	20 (August 25, 2001 to April 3, 2002)
Consecutive, Road.....	12 (August 24 to September 12, 2012)
	12 (July 31 to August 15, 1971)
vs. One Team.....	17 (Seattle, 2006)
by Shutout.....	23 (1972)
by One Run.....	33 (2004)
in Extra Innings.....	14 (1988)
Month.....	24 (August, 2002)
Homestand.....	11 (June 1-13, 2004)
Roadtrip.....	11 (May 29-June 11, 1972)

Most Games Lost

Season.....	108 (1979)
Home.....	50 (1979)
Road.....	58 (1979)
Consecutive.....	14 (July 29-August 12, 1977)
Consecutive, Home.....	12 (July 29-August 21, 1977)
Consecutive, Road.....	15 (May 24-June 23, 1986)
vs. One Team.....	14 (Seattle, 2009)
	14 (Seattle, 2007)
	14 (Minnesota, 1973)
by Shutout.....	19 (1978)
Fewest lost by shutout.....	3 (2001, 2004)
by One Run.....	35 (2015)
in Extra Innings.....	14 (1976)
Month.....	24 (June, 1979)
Homestand.....	10 (July 26-August 7, 1977)
Roadtrip.....	11 (July 15-29, 1993)
	11 (June 12-25, 1978)

Most Games

Season.....	163 (1968)
Shutout.....	31 (1972)
One Run.....	59 (1976)
Extra Innings.....	22 (1969 and 1976)
Month.....	33 (August, 1968)

Oakland Athletics Records, continued

Highest Winning Percentage

Season	.642 (1988)
Home	.704 (2003)
Road	.688 (1971)
Shutout Games	.800 (1989, 20-5)
One-Run Games	.696 (2002, 32-14)
Extra Inning Games	.889 (1975, 8-1)
Month	.857 (August, 2002; 24-4) .857 (April, 1981; 18-3)
Homestand (min. 6 games)	1.000 (August 23-29, 2004; 7-0) 1.000 (Sept. 3-10, 2001; 7-0) 1.000 (September 10-16, 1992; 7-0) 1.000 (seven times, last: July 3-8, 2014; 6-0)
Roadtrip (min. 6 games)	1.000 (August 19-28, 2002; 10-0) 1.000 (April 9-16, 1981; 8-0) 1.000 (April 5-11, 2013; 6-0)

Lowest Winning Percentage

Season	.333 (1979)
Home	.383 (1979)
Road	.284 (1979)
Shutout Games	.100 (1997, 1-9)
One-Run Games	.352 (2015, 19-35)
Extra Inning Games	.231 (2009, 3-10)
Month	.172 (June, 1979; 5-24)
Homestand (min. 6 games)	.100 (July 6-15, 1979; 1-9)
Roadtrip (min. 6 games)	.000 (11 times. Most losses: 0-9, September 22-October 1, 1995)

Most Players Used

Season	.54 (2007, 2017)
Pitchers, Season	.30 (2015)
Game, Nine Innings	.22 (five times. Last: at Seattle, September 28, 2003)
Game, Extra Innings	.30 (vs. Chi., Sept. 19, 1972; 15 inn.)
Pitchers, Game, Nine Innings	.08 (vs. San Francisco, September 26, 2015) .08 (at Baltimore, July 7, 1994)
Pitchers, Extra Innings	.09 (at New York-AL, September 22, 2012; 14 inn.) .09 (at Boston, June 4, 2011; 14 inn.) .09 (vs. Seattle, Sept. 20, 1997; 15 inn.)

Fewest Players Used

Season	.33 (1979)
Pitchers, Season	.11 (1974)

Length of Game

Most Innings	.21 (at Washington, June 4, 1971)
Longest Time, Nine Innings	4:31 (at New York-AL, August 25, 2011)
Longest Time, Extra Innings	6:32 (vs. Los Angeles-AL April 29, 2013; 19 inn.)
Shortest Game	1:35 (vs. Kansas City, Sept. 28, 1971)

Left On Base

Season, Most	1274 (2004)
Season, Fewest	1030 (1979)
Nine Inning Game, Most	.17 (at Chicago, Sept. 18, 1982)
Extra Inning Game, Most	.21 (at Texas, July 1, 1979; 15 inn.)
Extra Inning Game, Fewest	.01 (at Minnesota, April 29, 2000, 10 inn.) .01 (vs. Chicago-AL, June 24, 1990, 10 inn.)

Scoring Margin

Victory	.21 (vs. Texas, September 30, 2000; 23-2)
Shutout Victory	.16 (at Toronto, July 25, 2012) .16 (vs. San Francisco, June 26, 2005)
Defeat	.16 (six times. Last: at Baltimore, August 16, 2015; 2-18)
Shutout Defeat	.16 (at Kansas City, June 25, 1984)
Largest Deficit Overcome to Win	.10 (vs. Minnesota, July 20, 2009)
Largest Lead Surrendered to Lose	.08 (at Texas, May 5, 2000)

Errors

Season, Most	.190 (1977)
Season, Fewest	.084 (2006)
Game, Most	.07 (vs. Cleveland, June 7, 1987) .07 (at Chicago, September 20, 1977) .07 (vs. Kansas City, July 24, 1976)
Consecutive Games, No Errors	.15 (June 25-July 9, 2016)

Double Plays Turned

Most, Season	.195 (1996)
Game	.06 (at Chicago, May 17, 1995) .06 (at Kansas City, September 13, 1970)

TEAM BATTING

Batting Average

Highest	.270 (2000, 2004)
Lowest	.236 (1982)

Slugging Percentage

Highest	.458 (2000)
Lowest	.343 (1968)

On-Base Percentage

Highest	.360 (2000)
Lowest	.302 (1979)

Most At Bats

Season	5728 (2004)
Game	.76 (at Washington, June 4, 1971; 21 innings)
Game, Nine Innings	.51 (at Boston, June 14, 1969)

Most Runs

Season	.947 (2000)
Game	.23 (vs. Texas, September 30, 2000)
Game, loss	.16 (at Texas, May 5, 2000; 16-17)
Game, both clubs	.33 (at Texas, May 5, 2000; 16-17)
Inning	.13 (vs. California, July 5, 1996; 1st)
Consecutive innings, no runs	.31.0 (May 5-10, 1978)
Two consecutive games	.34 (June 18-19, 2000) .34 (June 14-15, 1969)
Three consecutive games	.44 (June 17-19, 2000)
Consecutive games, one or more runs	.104 (June 18, 2001 to April 10, 2002)

Most Hits

Season	1545 (2004)
Game, Nine Innings	.25 (at Boston, June 14, 1969)
Game, Extra Innings	.29 (at Texas, July 1, 1979; 15 inn.)
Inning	.10 (at Minnesota, September 11, 2013; 4th inn.) .10 (at Kansas City, May 3, 2000; 7th inn.)

Most Singles

Season	1061 (1983)
Game	.25 (at Texas, July 1, 1979; 15 inn.)

Most Doubles

Season 336 (2004)
Game 8 (six times, last: at Minnesota, September 11, 2013)

Most Triples

Season 46 (2015)
Game 3 (seven times, last: vs. Houston, April 16, 2013)

Most Home Runs

Season 243 (1996)
Season, Home 129 (2017)
Season, Road 130 (1996)
Season, Grand Slam 14 (2000)
Season, Inside The Park 2 (1968, 1970, 1979, 1986, 2000)
Season, vs. one team 33 (Texas, 2003)
Season, Back-To-Back 13 (2000)
Players with 30 or more home runs 3 (1996, 1999, 2001)
Players with 20 or more home runs 5 (1996, 1999, 2000, 2004, 2017)
Players with 10 or more home runs 9 (2000, 2017)
Month 55 (June, 1996 and August, 1999)
Game 8 (at California, June 27, 1996)
Game, Grand Slam 2 (at Toronto, August 24, 2003)
2 (at Seattle, September 10, 2007)
Inning 4 (vs. Chicago, April 27, 2002)
3rd inning: Hatteberg, Long, Pena, Menechino
4 (vs. Tampa Bay, August 1, 1999)
4th inning: Tejada, Chavez, Giambi, Jaha
4 (vs. Boston, August 21, 1997)
3rd inning: Giambi, Young, McDonald, Canseco)
Consecutive 3 (eight times, last: vs. Texas, April 15, 2006 (Chavez, Thomas, Bradley))
Consecutive games with a home run 23 (July 2-27, 1996)
Two consecutive games 12 (June 25-27, 1996)
Three consecutive games 15 (June 25-28, 1996)
Four consecutive games 18 (June 25-29, 1996)

Most Total Bases

Season 2546 (1996)
Game 44 (at California, June 27, 1996)
Inning 21 (at Kansas City, May 3, 2000; 7th inn.)

Most Extra Base Hits

Season 555 (2001)
Game 11 (at Minnesota, September 11, 2013)
11 (at Arizona, June 17, 2008)
11 (at Chicago, April 26, 2001)
11 (at California, June 27, 1996)

Most Runs Batted In

Season 908 (2000)
Game 23 (vs. Texas, September 30, 2000)

Most Walks

Season 770 (1999)
Game 15 (at Baltimore, September 19, 2000)

Most Strikeouts

Season 1491 (2017)
Game, Nine Innings 19 (at Cleveland, May 30, 2017)
19 (at Seattle, June 24, 1997)
Game, Extra Innings 21 (vs. Tampa Bay, July 30, 2012)

Most Hit By Pitch

Season 88 (2001)
Game 5 (at Anaheim, June 7, 2001)

Most Sacrifice Hits

Season 108 (1978)
Game 4 (nine times. Last: vs. Cleveland, June 22, 1985)

Most Sacrifice Flies

Season 77 (1984)
Game 3 (33 times. Last: vs. Seattle, September 27, 2017)

Most Grounded Into Double Plays

Season 170 (2006)
Game 5 (nine times. Last: at Houston, August 19, 2017)

Most Stolen Bases

Season 341 (1976)
Season, vs. one team 57 (Minnesota, 1976)
Game 12 (at Minnesota, August 1, 1976)
Game, Steals of Home 2 (vs. Kansas City, May 28, 1980)
2 (vs. Detroit, May 3, 1980)
Inning 5 (at Boston, July 17, 1983)

TEAM PINCH HITTING

Highest Average, Season 345 (1997)
At Bats, Season 213 (1969)
Hits, Season 57 (1997)
Home Runs, Season 8 (1970)
Runs Batted In, Season 31 (1997)
Pinch Hitters Used, Game 10 (vs. Chicago, Sept. 19, 1972; 15 inn.)

TEAM PITCHING

Earned Run Average

Lowest 2.58 (1972)
Highest 5.48 (1997)

Complete Games

Most 94 (1980)
Fewest 1 (2012, 2017)
Consecutive 9 (August 9-17, 1980)

Shutouts

Most 23 (1972)
Fewest 1 (1997)
Consecutive 3 (August 28-31, 1996)
3 (August 14-16, 1983)
3 (July 31-August 2, 1972)
3 (June 11-13, 1968)
Consecutive Shutout Innings 37 (August 13-17, 1983)

Saves

Most 64 (1988 and 1990)
Fewest 13 (1980)

Innings Pitched

Most 1489.1 (1988)
Fewest 1429.1 (1979)

Hits

Most, Season 1734 (1997)
Most, Game 26 (at Baltimore, August 16, 2015)
Most, Inning 10 (at Baltimore, August 16, 2015; 5th inn.)
10 (at New York, July 18, 1993; 7th inn.)
Fewest, Season 1170 (1972)

Oakland Athletics Records, continued

Runs Allowed

Most, Season	946 (1997)
Most, Game	22 (at New York-AL, August 25, 2011)
Most, Inning	12 (vs. Texas, July 3, 1983; 15th inn.)
Fewest, Season	457 (1972)

Earned Runs Allowed

Most	880 (1997)
Fewest	406 (1972)

Walks

Most, Season	680 (1993)
Most, Season, Intentional	78 (1968)
Most, Game	14 (vs. Detroit, August 27, 1993)
Most, Game, Intentional	4 (11 times, last: vs. New York (AL), June 13, 2013)
Fewest, Season	406 (2014)
Fewest, Season, Intentional	17 (2017)

Strikeouts

Most, Season	1244 (2014)
Most, Nine Inning Game	18 (at Seattle, April 19, 1986)
Most, Extra Inning Game	26 (vs. Cal., July 9, 1971; 20 inn.)
Fewest, Season	695 (1984)

Doubles

Most, Season	346 (1997)
Most, Game	8 (vs. Baltimore, August 12, 2017)

Triples

Most, Season	48 (1983)
Most, Game	4 (at Toronto, September 11, 1983)

Home Runs

Most, Season	210 (2017)
Most, Game	7 (at Seattle, April 11, 1985)
Most, Inning	4 (at Seattle, September 21, 1996) 4 (at Minnesota, May 16, 1983)
Most Grand Slams, Season	8 (1993 and 1999)
Fewest, Season	90 (1974)
Fewest Grand Slams, Season	0 (1974 and 2003)
Consecutive Innings, No HR	136.2 (June 19-July 4, 1974)

Hit Batters

Most, Season	68 (2004)
Most, Game	4 (vs. Texas, April 20, 2003)
Fewest, Season	19 (1972)

Wild Pitches

Most, Season	84 (2017)
Most, Game	4 (four times, last: vs. Anaheim, Sept. 24, 1998)
Fewest, Season	28 (1974)

Balks

Most, Season	76 (1988)
Most, Game	5 (at Seattle, April 13, 1988)
Fewest, Season	1 (1974, 2000, 2013, 2014)

INDIVIDUAL BATTING

Highest Batting Average

Career	.300 (Jason Giambi, 1995-2001, 09)
Season, Left Hander	.342 (Jason Giambi, 2001)
Season, Right Hander	.336 (Carney Lansford, 1989)
Season, Switch Hitter	.294 (Billy Burns, 2015)
Season, Pinch Hitter	.636 (Mike Macfarlane, 1998)
Season, Designated Hitter	.328 (Erubiel Durazo, 2004)
Season, Rookie	.307 (Mitchell Page, 1977)

Highest Slugging Percentage

Career	.551 (Mark McGwire, 1986-97)
Season, Right Hander	.730 (Mark McGwire, 1996)
Season, Left Hander	.660 (Jason Giambi, 2001)
Season, Switch Hitter	.493 (Nick Swisher, 2006)
Season, Rookie	.618 (Mark McGwire, 1987)

Highest On-Base Percentage

Career	.409 (Rickey Henderson, 1979-84, 89-95, 98)
Season, Left Hander	.477 (Jason Giambi, 2001)
Season, Right Hander	.467 (Mark McGwire, 1996)
Season, Switch Hitter	.381 (Nick Swisher, 2007)
Season, Rookie	.405 (Mitchell Page, 1977)

OAKLAND A'S FIVE-HIT GAMES

Bert Campaneris at Washington, August 9, 1968
Reggie Jackson at Boston, June 14, 1969
Sal Bando at Seattle, July 17, 1969
Tito Francona at Chicago, September 12, 1969
Sal Bando at Seattle, September 30, 1969
Joe Rudi vs. Minnesota, September 22, 1970
Dave Duncan vs. Boston, July 12, 1972
Claudell Washington at Detroit, August 30, 1974
Bert Campaneris at Boston, August 22, 1976
Jim Essian at Texas, July 1, 1979
Tony Phillips at Baltimore, May 16, 1986
Stan Javier vs. Cleveland, July 18, 1988
Luis Polonia at Kansas City, September 9, 1988
Dave Henderson at California, April 16, 1991
Rickey Henderson vs. Texas, September 29, 1991
Carney Lansford at California, September 8, 1992

Geronimo Berroa at Minnesota, April 10, 1994
Jason Giambi at Seattle, July 2, 1996
Dave Magadan vs. New York (AL), August 27, 1997
Ben Grieve at Cleveland, April 29, 1998
Mike Stanley at Toronto, September 4, 2000
Miguel Tejada vs. Texas, June 19, 2003
Eric Byrnes at San Francisco, June 29, 2003
Mark Kotsay vs. Seattle, April 30, 2005
Eric Chavez at Atlanta, June 12, 2005
Adam Kennedy at Boston, July 28, 2009
Mark Ellis at Baltimore, August 10, 2009
Adam Kennedy vs. Chicago (AL), August 15, 2009
Ryan Sweeney vs. Cleveland, May 5, 2011
Hideki Matsui at New York (AL), July 24, 2011
Josh Donaldson at Chicago (AL), September 9, 2014

Most Games Played

Career.....	1704 (Rickey Henderson, 1979-84, 89-95, 98)
Season.....	162 (10 times, last: Miguel Tejada, 2003)
Season, Rookie.....	160 (Phil Garner, 1975)
Consecutive.....	594 (Miguel Tejada, June 2, 2000 to September 28, 2003)

Most At Bats

Career.....	6140 (Rickey Henderson, 1979-84, 89-95, 98)
Season.....	662 (Miguel Tejada, 2002)
Season, Rookie.....	600 (Jose Canseco, 1986)
Game.....	9 (11 times, last: Jed Lowrie vs. Los Angeles-AL, April 29, 2013)

Most Runs

Career.....	1270 (Rickey Henderson, 1979-84, 89-95, 98)
Season.....	123 (Reggie Jackson, 1969)
Season, Rookie.....	104 (Terrence Long, 2000)
Game.....	5 (Luis Polonia at Kansas City, September 9, 1988) 5 (Mark McGwire at Cleveland, June 27, 1987) 5 (Mike Edwards vs. Texas, September 8, 1978)

Most Hits

Career.....	1768 (Rickey Henderson, 1979-84, 89-95, 98)
Season, Right Hander.....	204 (Miguel Tejada, 2002)
Season, Left Hander.....	190 (Mark Kotsay, 2004)
Season, Switch Hitter.....	175 (Jed Lowrie , 2013)
Season, Pinch Hitter.....	13 (Dave Magadan, 1997) 13 (Tommy Davis, 1971) 13 (Bob Johnson, 1969)
Season, Rookie.....	168 (Terrence Long, 2000) 168 (Ben Grieve, 1998)
Game.....	5 (31 times, last: Josh Donaldson at Chicago-AL, September 9, 2014) 8 (Josh Reddick, May 7-8, 2016) 8 (Dave Magadan, August 26-30, 1997) 8 (Brent Gates, May 23-24, 1994)
Hitting Streak.....	25 (Jason Giambi, May 12-June 23, 1997)
Consecutive Games Reaching Base.....	62 (Mark McGwire, Sept. 16, 1995-June 18, 1996)
Consecutive At Bats, No Hits.....	40 (Jose Canseco, August 8-23, 1986)

Multiple Hit Games

Career.....	474 (Rickey Henderson, 1979-84, 89-95, 98)
Season.....	57 (Mark Kotsay, 2004) 57 (Miguel Tejada, 2002)
Season, Rookie.....	49 (Terrence Long, 2000) 49 (Brent Gates, 1993)
Season, Five-Hit Games.....	2 (Adam Kennedy, 2009) 2 (Sal Bando, 1969)
Season, Four-Hit Games.....	5 (Carney Lansford, 1988) 5 (Claudell Washington, 1975)
Season, Three-Hit Games.....	19 (Mark Kotsay, 2004) 19 (Jason Giambi, 1999) 19 (Carney Lansford, 1989)

Most Singles

Career.....	1271 (Rickey Henderson, 1979-84, 89-95, 98)
Season.....	153 (Carney Lansford, 1989)
Season, Rookie.....	121 (Billy Burns, 2015)
Game.....	5 (Stan Javier vs. Cleveland, July 18, 1988) 5 (Sal Bando at Washington, September 30, 1969)

Most Doubles

Career.....	289 (Rickey Henderson, 1979-84, 89-95, 98)
Season.....	49 (Jed Lowrie , 2017)
Season, Rookie.....	41 (Ben Grieve, 1998)
Game.....	3 (27 times, last: Matt Joyce vs. Seattle, September 27, 2017)

Most Triples

Career.....	41 (Rickey Henderson, 1979-84, 89-95, 98)
Season.....	12 (Phil Garner, 1976)
Season, Rookie.....	10 (Luis Polonia, 1987)
Game.....	2 (10 times, last: Rajai Davis at Det., Sept. 9, 2008)

Most Home Runs

Career.....	363 (Mark McGwire, 1986-97)
Career, Pinch Hit.....	5 (Mark McGwire, 1986-97) 5 (Terry Steinbach, 1986-96) 5 (Mike Aldrete, 1993-95) 5 (Jeff Burroughs, 1982-84)
Career, Designated Hitter.....	98 (Dana Kingman, 1984-86)
Career, Grand Slams.....	9 (Mark McGwire, 1986-97)
Career, Inside The Park.....	4 (Reggie Jackson, 1968-75, 87)
Career, Leadoff.....	43 (Rickey Henderson, 1979-84, 89-95, 98)
Season, Right Hander.....	52 (Mark McGwire, 1996)
Season, Left Hander.....	47 (Reggie Jackson, 1969)
Season, Switch Hitter.....	35 (Nick Swisher, 2006)
Season, Pinch Hitter.....	4 (Jeff Burroughs, 1982)
Season, Designated Hitter.....	39 (Frank Thomas, 2006)
Season, Grand Slams.....	4 (Jason Giambi, 2000)
Season, Inside The Park.....	2 (Reggie Jackson, 1968)
Season, Leadoff.....	7 (Rickey Henderson, 1993)
Season, Rookie.....	49 (Mark McGwire, 1987)
Season, Home.....	27 (Jason Giambi, 2001)
Season, Road.....	28 (Mark McGwire, 1987 and 1996) 28 (Jose Canseco, 1991)
Month.....	15 (Mark McGwire, May, 1987)
Game.....	3 (16 times, last: Khris Davis vs. Texas, May 17, 2016)
Game, Both Sides of Plate.....	eight times, last: Coco Crisp (at New York-AL, August 24, 2011)
Two Consecutive Games.....	5 (Josh Reddick, Aug. 9-10, 2013) 5 (Mark McGwire, June 27-28, 1987) 5 (Mark McGwire, June 10-11, 1995)
Inning.....	2 (Mark McGwire, September 22, 1996; 5th inn.)
Consecutive Games With Home Run.....	6 (Frank Thomas, Sept. 5-11, 2006)
Consecutive At Bats With Home Run.....	4 (Mike Epstein vs. Washington, June 15-16, 1971)
Home Run, First Major League At Bat.....	twice: (Terry Steinbach, September 12, 1986 at Cleveland) (Joe Keough, August 7, 1968 at New York, G#2)
Consecutive At Bats, No Home Runs.....	837 (Walt Weiss, April 26, 1990-October 4, 1992)

Most RBI

Career.....	941 (Mark McGwire, 1986-97)
Season, Left Hander.....	137 (Jason Giambi, 2000)
Season, Right Hander.....	131 (Miguel Tejada, 2002)
Season, Switch Hitter.....	101 (Ruben Sierra, 1993)
Season, Pinch Hitter.....	12 (Tommy Davis, 1971) 12 (Jeff Burroughs, 1982)
Season, Designated Hitter.....	114 (Frank Thomas, 2006)
Season, Rookie.....	118 (Mark McGwire, 1987)
Game.....	10 (Reggie Jackson at Boston, June 14, 1969)
Inning.....	6 (Matt Stairs vs. California, July 5, 1996; 1st inn.)
Consecutive Games With RBI.....	10 (Rick Monday, April 20-30, 1969)

Oakland Athletics Records, continued

Most Total Bases

Career.....	2640 (Rickey Henderson, 1979-84, 89-95, 98)
Season.....	347 (Jose Canseco, 1988)
Season, Rookie.....	344 (Mark McGwire, 1987)
Game.....	14 (Harold Baines vs. Baltimore, May 7, 1991)

Most Extra Base Hits

Career.....	563 (Mark McGwire, 1986-97)
Season.....	87 (Jason Giambi, 2001)
Season, Rookie.....	81 (Mark McGwire, 1987)
Game.....	4 (six times, last: Ryon Healy vs. Washington, June 3, 2017)

Most Walks

Career.....	1227 (Rickey Henderson, 1979-84, 89-95, 98)
Career, Intentional.....	84 (Reggie Jackson, 1968-75, 87)
Season.....	137 (Jason Giambi, 2000)
Season, Rookie.....	86 (Wayne Gross, 1977)
Season, Intentional.....	24 (Jason Giambi, 2001)
Game.....	5 (four times, last: Mark McGwire vs. Kansas City, April 26, 1997)
Consecutive.....	7 (Jose Canseco, August 4-5, 1992)

Most Strikeouts

Career.....	1180 (Reggie Jackson, 1968-75, 87)
Season.....	197 (Jack Cust, 2008)
Season, Rookie.....	175 (Jose Canseco, 1986)
Game.....	5 (six times, last: Nick Swisher at San Diego, June 29, 2006)
Two Consecutive Games.....	8 (Seth Smith, May 1-3, 2013) 8 (Jose Canseco, July 14-16, 1997) 8 (Rick Monday, April 28-29, 1970)

Most Hit By Pitch

Career.....	59 (Sal Bando, 1968-76)
Season.....	20 (Jason Kendall, 2005) 20 (Don Baylor, 1976)
Season, Rookie.....	15 (Olmedo Saenz, 1999)
Game.....	2 (35 times, last: Mark Canha at Philadelphia, September 16, 2017)

Most Sacrifice Hits

Career.....	101 (Bert Campaneris, 1968-76)
Season.....	22 (Dwayne Murphy, 1980)
Season, Rookie.....	21 (Phil Garner, 1975)
Game.....	2 (64 times, last: Sonny Gray at Atlanta, August 16, 2014)

Most Sacrifice Flies

Career.....	59 (Mark McGwire, 1986-97)
Season.....	14 (Dave Kingman, 1984)
Season, Rookie.....	9 (Jose Canseco, 1986)
Game.....	2 (27 times, last: Stephen Vogt at Tampa Bay, May 24, 2015)

Most Grounded Into Double Plays

Career.....	137 (Terry Steinbach, 1986-96)
Season.....	32 (Ben Grieve, 2000)
Season, Rookie.....	20 (Bobby Crosby, 2004)
Game.....	2 (195 times, last: Rajai Davis at Baltimore, August 21, 2017)

Most Stolen Bases

Career.....	867 (Rickey Henderson, 1979-84, 89-95, 98)
Season.....	130 (Rickey Henderson, 1982)
Season, Rookie.....	42 (Mitchell Page, 1977)
Game.....	5 (Rickey Henderson vs. Seattle, July 29, 1989) 5 (Bert Campaneris vs. Minnesota, May 24, 1976)
Consecutive.....	36 (Coco Crisp, July 16, 2011-June 19, 2012)

Most Caught Stealing

Career.....	219 (Rickey Henderson, 1979-84, 89-95, 98)
Season.....	42 (Rickey Henderson, 1982)
Season, Rookie.....	21 (Mike Edwards, 1978)
Game.....	3 (Rickey Henderson at California, July 27, 1982)

INDIVIDUAL PITCHING

Most Games Won

Career.....	131 (Jim Hunter, 1968-74)
Season, Right Hander.....	27 (Bob Welch, 1990)
Season, Left Hander.....	24 (Vida Blue, 1971)
Season, Rookie.....	13 (Tommy Milone, 2012) 13 (Jarrod Parker, 2012)
Consecutive.....	13 (Jim Hunter, 1973)

Most Games Lost

Career.....	105 (Rick Langford, 1977-86)
Season, Right Hander.....	20 (Brian Kingman, 1980)
Season, Left Hander.....	19 (Vida Blue, 1977)
Season, Rookie.....	19 (Rick Langford, 1977)
Consecutive.....	14 (Matt Keough, 1979)
Consecutive over two seasons.....	18 (Matt Keough, Sept. 11, 1978-Aug. 8, 1979)

Most Saves

Career.....	320 (Dennis Eckersley, 1987-95)
Season, Right Hander.....	51 (Dennis Eckersley, 1992)
Season, Left Hander.....	22 (Sean Doolittle, 2014)
Season, Rookie.....	26 (Andrew Bailey, 2009)
Consecutive Saves.....	44 (Grant Balfour, May 5, 2012-July 22, 2013)

Lowest Earned Run Average

Career.....	2.74 (Dennis Eckersley, 1987-95)
Season, Starter.....	1.82 (Vida Blue, 1971)
Season, Reliever (min. 50 ip).....	0.61 (Dennis Eckersley, 1990)
Season, Rookie (min. 100 ip).....	2.93 (Dave Hamilton, 1972)

Most Games

Career.....	525 (Dennis Eckersley, 1987-95)
Season.....	84 (Billy Koch, 2002)
Season, Rookie.....	71 (Ryan Cook, 2012) 71 (Aaron Small, 1997)
Consecutive.....	6 (Buddy Groom, July 11-19, 1999) 6 (Darold Knowles, August 7-12, 1972) 6 (Paul Lindblad, August 21-27, 1970) 6 (Bob Locker, August 21-27, 1970)

Most Games Started

Career.....	262 (Vida Blue, 1969-77)
Season.....	41 (Jim Hunter, 1974)
Season, Rookie.....	33 (Joe Blanton, 2005)

Most Complete Games

Career.....	105 (Vida Blue, 1969-77)
Season.....	28 (Rick Langford, 1980)
Season, Rookie.....	8 (Steve McCatty, 1979)
Consecutive.....	22 (Rick Langford, May 23-Sept. 12, 1980)
Consecutive Won.....	9 (Rick Langford, July 15-Aug. 15, 1980)

Most Shutouts

Career.....	28 (Vida Blue, 1969-77)
Season.....	8 (Vida Blue, 1971)
Season, Rookie.....	2 (Chris Codioli, 1983)
	2 (John Johnson, 1978)
	2 (Vida Blue, 1970)
Consecutive.....	3 (Bobby Witt, June 23, 28, July 3, 1994)
	3 (Mike Torrez, September 3, 7, 11, 1976)
Consecutive Scoreless IP, Reliever.....	39.0 (Brad Ziegler, 2008)
Consecutive Scoreless IP, Starter.....	37.0 (Mike Torrez, 1976)

Most Innings Pitched

Career.....	1946.0 (Vida Blue, 1969-77)
Season.....	318 (Jim Hunter, 1974)
Season, Rookie.....	208.1 (Rick Langford, 1977)
Game.....	14.0 (four times. Last: Steve McCatty vs. Seattle, August 10, 1980)

Hits

Career, Most.....	1650 (Vida Blue, 1969-77)
Season, Most.....	284 (Vida Blue, 1977)
Season, Rookie.....	223 (Rick Langford, 1977)
Season, Low-Hit Games (0,1,2).....	3 (Ron Darling, 1992)
	3 (Mike Torrez, 1976)
	3 (Jim Hunter, 1972)
Game, Most.....	17 (Mike Norris vs. Milwaukee, Sept. 26, 1980)
Game, Fewest.....	0
	Dallas Braden vs. Tampa Bay, May 9, 2010 (Perfect game)
	Dave Stewart at Toronto, June 29, 1990
	Mike Warren vs. Chicago, September 29, 1983
	Vida Blue, Glenn Abbott, Paul Lindblad and Rollie Fingers vs. California, September 28, 1975
	Vida Blue vs. Minnesota, September 21, 1970
	Jim Hunter vs. Minnesota, May 8, 1968 (Perfect game)
Consecutive Games, Fewest.....	3 (Bobby Witt, June 23-28, 1994)

Most Runs

Career.....	784 (Dave Stewart, 1986-92, 95)
Season.....	144 (Matt Keough, 1982)
Season, Rookie.....	115 (Chris Codioli, 1983)
Game.....	14 (Mike Oquist vs. New York, August 3, 1998)

Most Earned Runs

Career.....	712 (Dave Stewart, 1986-92, 95)
Season.....	133 (Matt Keough, 1982)
Season, Rookie.....	102 (Chris Codioli, 1983)
Game.....	14 (Mike Oquist vs. New York, August 3, 1998)

Most Walks

Career.....	655 (Dave Stewart, 1986-92, 95)
Season.....	112 (John Odum, 1969)
Season, Rookie.....	102 (Eric Plunk, 1986)
Game.....	9 (five times. Last: Kelly Downs vs. Baltimore, August 31, 1992)

Most Strikeouts

Career.....	1315 (Vida Blue, 1969-77)
Season.....	301 (Vida Blue, 1971)
Season, Rookie.....	150 (Brett Anderson, 2009)
Season, 10 strikeout games.....	11 (Vida Blue, 1971)
Game, nine innings.....	16 (Jose Rijo at Seattle, April 19, 1986)
Game, extra innings.....	17 (Vida Blue vs. Cal., July 9, 1971)
Two Consecutive Games.....	30 (Jose Rijo, April 19-24, 1986)
Three Consecutive Games.....	38 (Jose Rijo, April 19-30, 1986)
Inning.....	4 (Ryan Cook, April 27, 2012 at Baltimore; 8th inn.)
	4 (Erik Hiljuz, June 30, 2001 at Texas; 7th inn.)
	4 (Blake Stein, July 27, 1998 at Tampa Bay; 4th inn.)

Most Home Runs

Career.....	207 (Jim Hunter, 1968-74)
Season.....	39 (Jim Hunter, 1973)
Season, Rookie.....	28 (Jharel Cotton, 2017)
Game.....	5 (Ted Lilly vs. Atlanta, June 11, 2003)
	5 (Dave Telgheder at Seattle, September 21, 1996)
	5 (Curt Young at Detroit, July 7, 1988)
Consecutive IP, No HR, Starter 137.0 (Vida Blue, May 2-August 1, 1976)	
Consecutive IP, No HR, Reliever.....	90.1 (Paul Lindblad, May 31, 1975 to April 13, 1976)
	90.1 (Rollie Fingers, June 8 to October 2, 1976)

Most Hit Batters

Career.....	65 (Barry Zito, 2000-06)
Season.....	13 (Barry Zito, 2001, 2005 and 2006)
Season, Rookie.....	10 (Steve McCatty, 1979)
Game.....	3 (10 times. Last: Raul Alcantara vs. Los Angeles, September 5, 2016)

Most Wild Pitches

Career.....	79 (Dave Stewart, 1986-92, 95)
Season.....	22 (Mike Moore, 1992)
Season, Rookie.....	15 (Blake Stein, 1998)
Game.....	4 (Stan Bahnsen vs. California, July 5, 1975)

ATHLETICS TOP HITTING STREAKS

G	Player	Year	G	Player	Year	G	Player	Year
29	Bill Lamar	1925	22	Tilly Walker	1919	20	Tillie Walker	1921
28	Bing Miller	1929		Al Simmons	1925		Mule Haas	1929
27	Socks Seybold	1901		Jimmie Foxx	1929		Al Simmons	1929
	Al Simmons	1931		Doc Cramer	1932		Doc Cramer	1932-33
26	Bob Johnson	1938		Doc Cramer	1934		Wally Moses	1938
25	Jason Giambi	1997		Hector Lopez	1957		Benny McCoy	1941
24	Ferris Fain	1952		Vic Power	1958		Hank Majeski	1948-49
	Carney Lansford	1984		Eric Byrnes	2003		Dave Philley	1953
	Miguel Tejada	2002	21	Bob Johnson	1935		Hal Smith	1958
23	Jimmy Dykes	1925-26		Ty Cobb	1927		Jerry Lumpe	1962
	Al Simmons	1925						

FRANCHISE CAREER BATTING LEADERS

Games

Campaneris	1795
Henderson	1704
Dykes	1702
Bando	1468
Johnson, B.	1459
Suder	1421
Davis, H.	1413
Murphy, Da.	1412
Miller	1361
Valo	1361

Runs

Henderson	1270
Johnson, B.	997
Campaneris	983
Foxx	975
Simmons	969
Bishop	882
Dykes	881
Cochrane	823
Davis, H.	811
McGwire	773

Doubles

Dykes	365
Simmons	348
Davis, H.	319
Johnson, B.	307
Miller	292
Henderson	289
Chavez	282
Murphy, Da.	279
Moses	274
Campaneris	270

Walks

Henderson	1227
Bishop	1046
Johnson	853
McGwire	847
Valo	820
Bando	792
Foxx	781
Joost	768
Hartsell	733
Murphy, Dw.	694

Stolen Bases

Henderson	867
Campaneris	566
Collins	377
North	232
Davis, H.	223
Hartsell	195
Oldring	187
Murphy, Da.	185
Baker, F.	172
Crisp	169

At Bats

Campaneris	7180
Henderson	6140
Dykes	6023
Johnson, B.	5428
Davis, H.	5367
Bando	5145
Murphy, Da.	5138
Simmons	5130
Suder	5085
Chavez	4783

Hits

Campaneris	1882
Simmons	1827
Henderson	1768
Dykes	1705
Johnson, B.	1617
Davis, H.	1500
Foxx	1492
Murphy, Da.	1489
Miller	1483
Lansford	1317
Cochrane	1317

Triples

Murphy, Da.	102
Simmons	98
Baker	88
Collins	84
Davis, H.	82
Foxx	79
Oldring	75
Hartsel	74
Miller	74
Dykes	73

Strikeouts

Jackson	1226
Canseco	1096
McGwire	1043
Campaneris	933
Chavez	922
Henderson	915
Murphy, Dw.	883
Green	785
Dykes	706
Bando	702

Batting Average

Simmons	.356
Foxx	.339
Collins	.336
Cochrane	.321
Baker	.321
McInnis	.313
Miller	.311
Cramer	.308
Moses	.307
Hale	.305

(Min. 2500 plate appearances)



Bert "Campy" Campaneris

Home Runs

McGwire	363
Foxx	302
Jackson	269
Canseco	254
Johnson, B.	252
Chavez	230
Simmons	209
Giambi	198
Bando	192
Zernial	191

Total Bases

Simmons	2998
Johnson, B.	2824
Foxx	2813
Henderson	2640
Campaneris	2502
Dykes	2474
McGwire	2451
Jackson	2323
Chavez	2288
Miller	2206

Slugging Percentage

Foxx	.640
Simmons	.584
McGwire	.551
Giambi	.531
Johnson, B.	.520
Canseco	.507
Jackson	.496
Cochrane	.490
Zernial	.489
Chavez	.478

(Min. 2500 plate appearances)

Runs Batted In

Simmons	1178
Foxx	1075
Johnson, B.	1040
McGwire	941
Bando	796
Canseco	793
Chavez	787
Jackson	776
Dykes	764
Miller	762
Davis, H.	762

Extra Base Hits

Simmons	655
Foxx	638
Johnson, B.	631
McGwire	563
Chavez	532
Jackson	530
Dykes	524
Henderson	497
Davis, H.	470
Miller	460

On-Base Percentage

Foxx	.440
Fain	.426
Bishop	.423
Collins	.422
Cochrane	.412
Henderson	.409
Giambi	.406
Valo	.403
Simmons	.398
Johnson, B.	.395

(Min. 2500 plate appearances)

OAKLAND CAREER BATTING LEADERS

Games

Henderson.....	1704
Bando.....	1410
McGwire.....	1329
Chavez.....	1320
Jackson.....	1311
Campaneris.....	1295
Murphy.....	1213
Lansford.....	1203
Steinbach.....	1199
Rudi.....	1088

Runs

Henderson.....	1270
McGwire.....	773
Jackson.....	743
Chavez.....	730
Bando.....	725
Campaneris.....	722
Canseco.....	662
Giambi.....	640
Lansford.....	617
Murphy.....	614

Doubles

Henderson.....	289
Chavez.....	282
Giambi.....	241
Jackson.....	230
Rudi.....	214
Bando.....	208
Steinbach.....	205
Ellis.....	204
Lansford.....	201
McGwire.....	195

Walks

Henderson.....	1227
McGwire.....	847
Bando.....	775
Murphy.....	694
Giambi.....	636
Jackson.....	623
Chavez.....	565
Tenace.....	475
Canseco.....	469
Phillips.....	413

Stolen Bases

Henderson.....	867
Campaneris.....	398
North.....	232
Crisp.....	169
Lansford.....	146
Jackson.....	144
Davis, R.....	142
Canseco.....	135
Davis, M.....	121
Page.....	104

At Bats

Henderson.....	6140
Campaneris.....	5159
Bando.....	4991
Chavez.....	4783
Lansford.....	4568
Jackson.....	4568
McGwire.....	4448
Steinbach.....	4162
Murphy.....	4047
Canseco.....	3970

Hits

Henderson.....	1768
Campaneris.....	1355
Lansford.....	1317
Bando.....	1279
Chavez.....	1276
Jackson.....	1207
McGwire.....	1157
Steinbach.....	1144
Giambi.....	1100
Rudi.....	1079

Triples

Henderson.....	41
Campaneris.....	39
Rudi.....	32
Phillips.....	29
Crisp.....	26
Lansford.....	23
Jackson.....	23
North.....	23
Bando.....	22
Ellis.....	22

Strikeouts

Jackson.....	1180
Canseco.....	1096
McGwire.....	1043
Chavez.....	922
Henderson.....	915
Murphy.....	883
Steinbach.....	689
Bando.....	675
Giambi.....	674
Cust.....	673

Batting Average

Giambi.....	300
Lansford.....	288
Henderson.....	288
Kotsay.....	282
Grieve.....	280
Steinbach.....	275
Rudi.....	273
Lowrie.....	272
North.....	271
Tejada.....	270

(Min. 2000 plate appearances)



Rickey Henderson

Home Runs

McGwire.....	363
Jackson.....	268
Canseco.....	254
Chavez.....	230
Giambi.....	198
Bando.....	192
Henderson.....	167
Tejada.....	156
Murphy.....	153
Steinbach.....	132

Total Bases

Henderson.....	2640
McGwire.....	2451
Chavez.....	2288
Jackson.....	2287
Bando.....	2107
Canseco.....	2012
Giambi.....	1949
Lansford.....	1846
Steinbach.....	1773
Campaneris.....	1764

Slugging Percentage

McGwire.....	.551
Giambi.....	.531
Stairs.....	.509
Canseco.....	.507
Jackson.....	.501
Chavez.....	.478
Grieve.....	.475
Tejada.....	.460
Cust.....	.457
Henderson, D.....	.445

(Min. 2000 plate appearances)

Runs Batted In

McGwire.....	941
Canseco.....	793
Bando.....	789
Chavez.....	787
Jackson.....	770
Giambi.....	715
Henderson.....	648
Tejada.....	604
Steinbach.....	595
Murphy.....	563

Extra Base Hits

McGwire.....	563
Chavez.....	532
Jackson.....	521
Henderson.....	497
Canseco.....	448
Giambi.....	446
Bando.....	422
Rudi.....	362
Tejada.....	358
Steinbach.....	351

On-Base Percentage

Henderson.....	.409
Giambi.....	.406
Cust.....	.381
McGwire.....	.380
Tenace.....	.374
Grieve.....	.370
North.....	.364
Stairs.....	.363
Bando.....	.360
Jackson.....	.357

(Min. 2000 plate appearances)

FRANCHISE CAREER PITCHING LEADERS

Games

Eckersley	525
Plank	523
Fingers	502
Rommel	500
Lindblad	479
Walberg	412
Grove	402
Honeycutt	387
Bender	385
Hunter	363

Complete Games

Plank	362
Bender	230
Grove	179
Waddell	168
Rommel	147
Coombs	135
Walberg	126
Hunter	116
Blue	105
Kellner	95

Wins

Plank	284
Grove	195
Bender	193
Rommel	171
Hunter	161
Walberg	134
Waddell	131
Blue	124
Stewart	119
Coombs	115

Innings Pitched

Plank	3860.2
Bender	2602.0
Rommel	2556.1
Hunter	2456.1
Grove	2401.0
Walberg	2186.2
Blue	1945.2
Waddell	1869.1
Kellner	1730.1
Stewart	1717.1

Games Started

Plank	459
Hunter	340
Bender	288
Grove	267
Walberg	266
Blue	262
Rommel	249
Stewart	245
Kellner	239
Zito	224

Shutouts

Plank	59
Waddell	37
Bender	37
Hunter	31
Blue	28
Coombs	28
Grove	20
Rommel	18
Dygart	16
Bush	15
Walberg	15

Losses

Plank	162
Rommel	119
Walberg	114
Hunter	113
Kellner	108
Langford	105
Bender	102
Harriss	93
Blue	86
Naylor	83

Walks

Plank	913
Walberg	853
Grove	740
Odom	732
Rommel	724
Kellner	717
Hunter	687
Marchildon	682
Stewart	655
Blue	617



Eddie Plank

Saves

Eckersley	320
Fingers	136
Taylor	100
Street	94
Bailey	75
Isringhausen	75
Balfour	64
Howell	61
Koch	44
Foulke	44

(Since 1969)

Strikeouts

Plank	1985
Waddell	1576
Bender	1536
Grove	1523
Hunter	1520
Blue	1315
Stewart	1152
Zito	1098
Walberg	907
Hudson	899

ERA

Waddell	1.97
Morgan	2.15
Bender	2.32
Plank	2.39
Coombs	2.60
Dygart	2.65
Grove	2.88
Fingers	2.91
Holtzman	2.92
Blue	2.94

(Min. 750 innings pitched)

Won-Loss Percentage

Grove	195-79	.712
Hudson	92-39	.702
Mulder	81-42	.659
Bender	193-102	.654
Plank	284-162	.637
Coombs	115-67	.632
Earnshaw	98-58	.628
Zito	102-63	.618
Welch	96-60	.615
Waddell	131-82	.615

(Min. 100 decisions)

DESIGNATED HITTER RULE

A hitter may be designated to bat for the pitcher in any spot in the batting order in any game without affecting the status of the pitcher. The designated hitter must be selected and be included on the lineup cards presented to the umpire-in-chief prior to the game. Failure to do so precludes the use of a designated hitter for that game.

The designated hitter is "locked" into the batting order but may be removed for a pinch-hitter or pinch-runner, who in turn becomes the designated hitter. The designated hitter, while still in the game, may be used defensively but the pitcher then assumes the batting order of the replaced defensive player, thus terminating the designated hitter role. The designated hitter is eligible for all American League batting titles.

OAKLAND CAREER PITCHING LEADERS

Games

Eckersley	525
Fingers	502
Lindblad	391
Honeycutt	387
Groom	301
Blevins	281
Nelson	281
Taylor	281
Blue	273
Hunter	266

Complete Games

Blue	105
Hunter	96
Langford	85
Holtzman	54
Keough	53
Norris	52
Stewart	49
McCatty	45
Dobson	42
Odom	34

Wins

Hunter	131
Blue	124
Stewart	119
Zito	102
Welch	96
Hudson	92
Mulder	81
Holtzman	77
Langford	73
Odom	71

Innings Pitched

Blue	1945.2
Hunter	1887.0
Stewart	1717.1
Langford	1468.0
Zito	1437.1
Welch	1271.1
Hudson	1240.2
Odom	1202.2
McCatty	1188.1
Norris	1124.1

Games Started

Blue	262
Hunter	260
Stewart	245
Zito	224
Welch	195
Langford	195
Hudson	183
Odom	178
McCatty	161
Norris	157

Shutouts

Blue	28
Hunter	24
Holtzman	13
Odom	11
Dobson	10
Langford	10
Stewart	9
Hudson	8
Mulder	8
four players tied	7

Losses

Langford	105
Blue	86
Stewart	78
Hunter	77
Keough	75
Zito	63
McCatty	63
Odom	61
Fingers	61
Welch	60

Walks

Stewart	655
Blue	617
Odom	598
Zito	566
McCatty	520
Norris	499
Hunter	493
Welch	469
Keough	456
Langford	402



Jim "Catfish" Hunter

Saves

Eckersley	320
Fingers	136
Taylor	100
Street	94
Bailey	75
Isringhausen	75
Balfour	64
Howell	61
Koch	44
Foulke	44

Strikeouts

Blue	1315
Stewart	1152
Hunter	1139
Zito	1098
Hudson	899
Fingers	784
Welch	677
Odom	675
Mulder	668
Eckersley	658

ERA

Eckersley	2.74
Fingers	2.91
Holtzman	2.92
Blue	2.94
Lindblad	2.97
Hunter	3.00
Hudson	3.30
Odom	3.38
Gray	3.42
Moore	3.54

(Min. 500 innings pitched)

Won-Loss Percentage

Hudson	.92-39	.702
Mulder	.81-42	.659
Harden	.40-23	.635
Hunter	.131-77	.630
Zito	.102-63	.618
Lindblad	.42-26	.618
Welch	.96-60	.615
Stewart	.119-78	.604
Blue	.124-86	.590
Moore	.66-46	.589

(Min. 60 decisions)

LASTS BY A'S PITCHERS

Run:	Daniel Mengden, September 15, 2017 at Philadelphia
Hit:	Daniel Mengden, September 15, 2017 at Philadelphia
Double:	Joe Kennedy, June 12, 2007 at Houston
Triple:	John Odom, August 22, 1971 vs. Boston (Game 1)

Homer:	John Odom, September 4, 1972 vs. California (Game 1)
RBI:	Scott Kazmir, June 6, 2015 at San Diego
Walk:	Daniel Mengden, September 15, 2017 at Philadelphia
Stolen Base:	Gene Nelson, July 3, 1988 at Toronto (pinch runner)

FRANCHISE SEASON BATTING LEADERS

Games

Tejada (2003).....	162
Long (2002).....	162
Tejada (2002).....	162
Long (2001).....	162
Tejada (2001).....	162
Griffin (1986).....	162
Griffin (1985).....	162
Bando (1973).....	162
Bando (1969).....	162
Bando (1968).....	162
Siebern (1962).....	162

Runs

Simmons (1930).....	152
Foxx (1932).....	151
Lajoie (1901).....	145
Simmons (1932).....	144
Collins (1912).....	137
Joost (1949).....	128
Foxx (1930).....	127
Foxx (1933).....	125
Collins (1913).....	125
Jackson (1969).....	123
Foxx (1929).....	123

Doubles

Simmons (1926).....	53
Lowrie (2017)	49
Moses (1937).....	48
Lajoie (1901).....	48
Giambi (2001).....	47
McNair (1932).....	47
H. Davis (1905).....	47
Lowrie (2013)	45
Seybold (1903).....	45
B. Johnson (1933).....	44

Walks

Joost (1949).....	149
Giambi (2000).....	137
Fain (1949).....	136
Fain (1950).....	133
Giambi (2001).....	129
Bishop (1930).....	128
Bishop (1929).....	128
Joost (1952).....	122
Hartsel (1905).....	121
Valo (1949).....	119
Joost (1948).....	119

Stolen Bases

RHenderson (1982)....	130
RHenderson (1983)....	108
RHenderson (1980)....	100
Collins (1910).....	81
North (1976).....	75
Collins (1909).....	67
RHenderson (1998)....	66
RHenderson (1984)....	66
RHenderson (1990)....	65
Collins (1912).....	63

At Bats

Simmons (1932).....	670
Tejada (2002).....	662
Cramer (1933).....	661
Simmons (1925).....	654
Finney (1936).....	653
Moses (1937).....	649
Cramer (1934).....	649
Damon (2001).....	644
Cramer (1935).....	644
Campaneris (1968)....	642

Hits

Simmons (1925).....	253
Lajoie (1901).....	229
Simmons (1932).....	216
Cramer (1935).....	214
Foxx (1932).....	213
Simmons (1929).....	212
Simmons (1930).....	211
Moses (1937).....	208
Foxx (1933).....	204
Tejada (2002).....	204

Triples

Baker (1912).....	21
Baker (1909).....	19
Da. Murphy (1910)....	18
Da. Murphy (1904)....	17
Simmons (1930).....	16
Miller (1929).....	16
Strunk (1915).....	16
Cimoli (1962).....	15
Witt (1916).....	15
Baker (1910).....	15
Collins (1910).....	15

Strikeouts

Cust (2008).....	197
Davis (2017)	195
Cust (2009).....	185
Canseco (1986).....	175
Jackson (1968).....	171
Davis (2016)	166
Cust (2007).....	164
Jackson (1971).....	161
Canseco (1990).....	158
Canseco (1987).....	157

Batting Average

Lajoie (1901).....	.422
Simmons (1931).....	.390
Simmons (1925).....	.387
Simmons (1930).....	.381
Collins (1911).....	.365
Simmons (1929).....	.365
Foxx (1932).....	.364
Cochrane (1930).....	.357
Cobb (1927).....	.357
Foxx (1933).....	.356
Lamar (1925).....	.356



Al Simmons

Home Runs

Foxx (1932).....	58
McGwire (1996).....	52
McGwire (1987).....	49
Foxx (1933).....	48
Jackson (1969).....	47
Canseco (1991).....	44
Foxx (1934).....	44
Davis (2017)	43
Giambi (2000).....	43
four tied with.....	42

Total Bases

Foxx (1932).....	438
Foxx (1933).....	403
Simmons (1930).....	392
Simmons (1925).....	392
Simmons (1929).....	373
Simmons (1932).....	367
Foxx (1930).....	358
Moses (1937).....	357
Foxx (1934).....	352
Canseco (1988).....	347

Slugging Percentage

Foxx (1932).....	.749
McGwire (1996).....	.730
Simmons (1930).....	.708
Foxx (1933).....	.703
Giambi (2001).....	.660
Foxx (1934).....	.653
Giambi (2000).....	.647
Lajoie (1901).....	.635
Simmons (1929).....	.642
Simmons (1931).....	.641

Runs Batted In

Foxx (1932).....	169
Simmons (1930).....	165
Foxx (1933).....	163
Simmons (1929).....	157
Foxx (1930).....	156
Simmons (1932).....	151
Giambi (2000).....	137
Tejada (2002).....	131
Baker (1912).....	130
Foxx (1934).....	130

Extra Base Hits

Foxx (1932).....	100
Foxx (1933).....	94
Simmons (1930).....	93
Giambi (2001).....	87
Jackson (1969).....	86
Moses (1937).....	86
Simmons (1929).....	84
Foxx (1930).....	83
Simmons (1926).....	82
McGwire (1987).....	81

On-Base Percentage

Giambi (2001).....	.477
Giambi (2000).....	.476
Foxx (1932).....	.469
McGwire (1996).....	.467
Foxx (1929).....	.463
Lajoie (1901).....	.459
Foxx (1935).....	.461
Cochrane (1933).....	.459
Collins (1914).....	.452
Collins (1911).....	.451
Fain (1951).....	.451

OAKLAND SEASON BATTING LEADERS

Games

Tejada (2003).....	162
Long (2002).....	162
Tejada (2002).....	162
Long (2001).....	162
Tejada (2001).....	162
Griffin (1986).....	162
Griffin (1985).....	162
Bando (1973).....	162
Bando (1969).....	162
Bando (1968).....	162

Runs

Jackson (1969).....	123
Canseco (1988).....	120
RHenderson (1990)....	119
RHenderson (1982)....	119
Giambi (1999).....	115
Canseco (1991).....	115
RHenderson (1984)....	113
RHenderson (1980)....	111
Giambi (2001).....	109
three players tied.....	108

Doubles

Lowrie (2017)	49
Giambi (2001).....	47
Lowrie (2013)	45
Chavez (2001).....	43
Tejada (2003).....	42
Grieve (1998).....	41
Giambi (1997).....	41
Chavez (2005).....	40
Grieve (2000).....	40
Giambi (1996).....	40

Walks

Giambi (2000).....	137
Giambi (2001).....	129
RHenderson (1998)....	118
Bando (1970).....	118
RHenderson (1980)....	117
McGwire (1996).....	116
RHenderson (1982)....	116
Jackson (1969).....	114
Bando (1969).....	111
Cust (2008).....	111

Stolen Bases

RHenderson (1982)....	130
RHenderson (1983)....	108
RHenderson (1980)....	100
North (1976).....	75
RHenderson (1998)....	66
RHenderson (1984)....	66
RHenderson (1990)....	65
Campaneris (1969)....	62
Campaneris (1968)....	62
RHenderson (1991)....	58

At Bats

Tejada (2002).....	662
Damon (2001).....	644
Campaneris (1968)....	642
Tejada (2003).....	636
Sierra (1993).....	630
Canseco (1987).....	630
Long (2001).....	629
Armas (1980).....	628
Chavez (2005).....	625
Campaneris (1972)....	625

Hits

Tejada (2002).....	204
Kotsay (2004).....	190
Canseco (1988).....	187
Lansford (1989).....	185
Washington (1975)....	182
Giambi (1999).....	181
Rudi (1972).....	181
Lansford (1984).....	179
RHenderson (1980)....	179
Giambi (2001).....	178
Long (2001).....	178

Triples


Garner (1976).....	12
Polonia (1987).....	10
Burns (2015).....	9
Byrnes (2003).....	9
Rudi (1972).....	9
Campaneris (1968)....	9
Weeks (2012).....	8
Weeks (2011).....	8
Pennington (2010)....	8
Armas (1980).....	8
Page (1977).....	8
Campaneris (1974)....	8

Strikeouts

Cust (2008).....	197
Davis (2017)	195
Cust (2009).....	185
Canseco (1986).....	175
Jackson (1968).....	171
Davis (2016)	166
Cust (2007).....	164
Jackson (1971).....	161
Canseco (1990).....	158
Canseco (1987).....	157

Batting Average

Giambi (2001).....	.342
Lansford (1989).....	.336
Giambi (2000).....	.333
RHenderson (1990)....	.325
Durazo (2004).....	.321
RHenderson (1981)....	.319
Giambi (1999).....	.315
Kotsay (2004).....	.314
McGwire (1996).....	.312
Washington (1975)....	.308
Tejada (2002).....	.308



Reggie Jackson

Home Runs

McGwire (1996).....	52
McGwire (1987).....	49
Jackson (1969).....	47
Canseco (1991).....	44
Davis (2017)	43
Giambi (2000).....	43
Davis (2016)	42
McGwire (1992).....	42
Canseco (1988).....	42
Thomas (2006).....	39
McGwire (1995).....	39
McGwire (1990).....	39

Total Bases

Canseco (1988).....	347
McGwire (1987).....	344
Giambi (2001).....	343
Tejada (2002).....	336
Jackson (1969).....	334
Giambi (2000).....	330
Giambi (1999).....	318
Canseco (1991).....	318
Armas (1980).....	314
Berroa (1996).....	312

Slugging Percentage

McGwire (1996).....	.730
Giambi (2001).....	.660
Giambi (2000).....	.647
McGwire (1987).....	.618
Jackson (1969).....	.608
McGwire (1992).....	.585
RHenderson (1990)....	.577
Canseco (1988).....	.569
Jaha (1999).....	.556
Canseco (1991).....	.556

Runs Batted In

Giambi (2000).....	137
Tejada (2002).....	131
Canseco (1988).....	124
Giambi (1999).....	123
Canseco (1991).....	122
Giambi (2001).....	120
McGwire (1987).....	118
Kingman (1984).....	118
Jackson (1969).....	118
Canseco (1986).....	117
Jackson (1973).....	117

Extra Base Hits

Giambi (2001).....	87
Jackson (1969).....	86
McGwire (1987).....	81
Jackson (1975).....	78
Canseco (1991).....	77
Canseco (1988).....	76
Chavez (2001).....	75
Chavez (2003).....	73
McGwire (1996).....	73
Giambi (2000).....	73

On-Base Percentage

Giambi (2001).....	.477
Giambi (2000).....	.476
McGwire (1996).....	.467
RHenderson (1990)....	.439
Giambi (1999).....	.422
RHenderson (1980)....	.420
Jaha (1999).....	.414
RHenderson (1983)....	.414
RHenderson (1994)....	.411
Jackson (1969).....	.410

FRANCHISE SEASON PITCHING LEADERS

Games

Koch (2002)	84
Wyatt (1964)	81
Groom (1997)	78
Groom (1999)	76
Fingers (1974)	76
Balfour (2012)	75
Breslow (2010)	75
Bradford (2002)	75
Groom (1998)	75
Fingers (1975)	75

Complete Games

Waddell (1904)	39
Plank (1904)	37
Plank (1905)	35
Coombs (1910)	35
Fraser (1901)	35
Waddell (1903)	34
Plank (1907)	33
Plank (1903)	33
Plank (1902)	31
Myers (1916)	31
Henley (1904)	31

Wins

Grove (1931)	31
Coombs (1910)	31
Grove (1930)	28
Coombs (1911)	28
Welch (1990)	27
Rommel (1922)	27
Waddell (1905)	27
Plank (1904)	26
Plank (1912)	26
three players tied	25

Innings Pitched

Waddell (1904)	383.0
Plank (1904)	357.1
Coombs (1910)	353.0
Plank (1905)	346.2
Plank (1907)	343.2
Coombs (1911)	336.2
Plank (1903)	336.0
Perry (1918)	332.1
Fraser (1901)	331.0
Waddell (1905)	328.2

Games Started

Waddell (1904)	46
Plank (1904)	43
Hunter (1974)	41
Plank (1905)	41
eight players tied	40

Shutouts

Coombs (1910)	13
Blue (1971)	8
Plank (1907)	8
Waddell (1906)	8
Waddell (1904)	8
Bush (1916)	8
six players tied	7

Losses

Perry (1920)	25
Bush (1916)	24
Myers (1916)	23
Rommel (1921)	23
Naylor (1920)	23
Wyckoff (1915)	22
Ditmar (1956)	22
Kelley (1937)	21
Harris (1943)	21
nine tied with	20

Walks

Myers (1916)	168
Wyckoff (1915)	165
Marchildon (1947)	141
Marchildon (1942)	140
Earnshaw (1930)	139
Cain (1933)	137
Fraser (1901)	132
Grove (1925)	131
Marchildon (1948)	131
Bush (1916)	130



Lefty Grove

Saves

Eckersley (1992)	51
Eckersley (1990)	48
Eckersley (1988)	45
Koch (2002)	44
Foulke (2003)	43
Eckersley (1991)	43
Balfour (2013)	38
Street (2006)	37
Eckersley (1993)	36
Caudill (1984)	36
(Since 1969)	

Strikeouts

Waddell (1904)	349
Waddell (1903)	302
Blue (1971)	301
Waddell (1905)	287
Waddell (1907)	232
Coombs (1910)	224
Plank (1905)	210
Waddell (1902)	210
Grove (1930)	209
three players tied	205

ERA

Coombs (1910)	1.30
Krause (1909)	1.39
Waddell (1905)	1.48
Morgan (1910)	1.55
Bender (1910)	1.58
Waddell (1904)	1.62
Morgan (1909)	1.65
Bender (1909)	1.66
Plank (1909)	1.76
Blue (1971)	1.82

Won-Loss Percentage

Grove (1931)	31-4	.886
Bender (1914)	17-3	.850
Grove (1930)	28-5	.848
Zito (2002)	23-5	.821
Bender (1910)	23-5	.821
Welch (1990)	27-6	.818
Plank (1912)	26-6	.813
Hunter (1973)	21-5	.808
Coombs (1910)	31-9	.775
Waddell (1902)	24-7	.774
Shantz (1952)	24-7	.774
(Min. 20 decisions)		

RELIEF PITCHERS SAVE RULE

A pitcher is credited with a save when he meets all three of the following conditions:

1. He is the finishing pitcher in a game won by his club, and
2. He is not the winning pitcher, and
3. He qualifies under one of the following conditions:
 - a. He enters the game with a lead of no more than three runs and pitches for at least one inning, or
 - b. He enters the game with the potential tying run either on base, at bat, or on deck (that is, the potential tying run is either on base or is one of the first two batters he faces), or
 - c. He pitches effectively for at least three innings

OAKLAND SEASON PITCHING LEADERS

Games

Koch (2002)	84
Groom (1997)	78
Groom (1999)	76
Fingers (1974)	76
Balfour (2012)	75
Breslow (2010)	75
Bradford (2002)	75
Groom (1998)	75
Fingers (1975)	75
Wuertz (2009)	74
Lacey (1978)	74

Complete Games

Langford (1980)	28
Norris (1980)	24
Blue (1971)	24
Hunter (1974)	23
Keough (1980)	20
Blue (1976)	20
Langford (1981)	18
six players tied	16

Wins

Welch (1990)	27
Hunter (1974)	25
Blue (1971)	24
Zito (2002)	23
Stewart (1990)	22
Norris (1980)	22
Blue (1975)	22
seven players tied	21

Innings Pitched

Hunter (1974)	318.1
Blue (1971)	312.0
Blue (1976)	298.1
Holtzman (1973)	297.1
Hunter (1972)	295.1
Langford (1980)	290.0
Norris (1980)	284.1
Blue (1974)	282.1
Blue (1977)	279.2
Blue (1975)	278.0

Games Started

Hunter (1974)	41
Blue (1974)	40
Holtzman (1973)	40
Dobson (1970)	40
Hunter (1970)	40
Torrez (1976)	39
Blue (1971)	39
Blue (1977)	38
Blue (1975)	38
Holtzman (1975)	38
Holtzman (1974)	38

Shutouts


Blue (1971)	8
Blue (1976)	6
Hunter (1974)	6
Nash (1968)	6
Hunter (1972)	5
Dobson (1970)	5
10 players tied	4

Losses

Kingman (1980)	20
Blue (1977)	19
Langford (1977)	19
Keough (1982)	18
Keough (1979)	17
Holtzman (1974)	17
Candiotti (1998)	16
Langford (1982)	16
Langford (1979)	16
Smith (2008)	16

Walks

Odom (1969)	112
Stewart (1988)	110
Rijo (1986)	108
Holtzman (1975)	108
Moore (1991)	105
Stewart (1991)	105
Stewart (1987)	105
Blue (1973)	105
Moore (1992)	103
Appier (2000)	102
Plunk (1986)	102



Vida Blue

Saves

Eckersley (1992)	51
Eckersley (1990)	48
Eckersley (1988)	45
Koch (2002)	44
Foulke (2003)	43
Eckersley (1991)	43
Balfour (2013)	38
Street (2006)	37
Eckersley (1993)	36
Caudill (1984)	36

Strikeouts

Blue (1971)	301
Zito (2001)	205
Stottlemyre (1995)	205
Stewart (1987)	205
Gonzalez (2011)	197
Haren (2007)	192
Stewart (1988)	192
Hunter (1972)	191
Blue (1975)	189
Gray (2014)	183

ERA

Blue (1971)	1.82
Hunter (1972)	2.04
Nash (1968)	2.28
McCatty (1981)	2.32
Blue (1976)	2.36
Odom (1968)	2.45
Hunter (1974)	2.49
Torrez (1976)	2.50
Odom (1972)	2.50
Holtzman (1972)	2.51

Won-Loss Percentage

Zito (2002)	23-5	.821
Welch (1990)	27-6	.818
Hunter (1973)	21-5	.808
Hudson (2000)	20-6	.769
Blue (1971)	24-8	.750
Hunter (1972)	21-7	.750
Colón (2013)	18-6	.750
Dobson (1971)	15-5	.750
Mulder (2002)	19-7	.731
Davis (1989)	19-7	.731

(Min. 20 decisions)

RECORDS

LONGEST STREAKS BY OAKLAND A'S PITCHERS

Scoreless

37	August 13 to August 17, 1983
29	June 11 to June 14, 1968
29	August 27 to August 31, 1996
29	April 9 to April 12, 1978
29	May 27 to May 30, 1976
29	June 3 to June 5, 1972
29	July 30 to August 2, 1972
29	July 21 to July 24, 1968

Homerless

136.2	June 19-July 4, 1974
96.0	June 23-July 4, 1999
92.0	July 28-August 6, 1970
91.2	April 11-21, 1971
83.0	June 24-July 2, 1978
80.0	May 9-20, 1977
77.0	May 21-31, 1977

ATHLETICS YEAR-BY-YEAR BATTING

Year	AVG.	AB	R	H	2B	3B	HR	RBI	BB	SO	SH	SF	HP	SB	CS	SLG	OBP
1901	.289	4882	805	1409	239	87	35	665	301	344	78		53	173		.395	.337
1902	.287	4762	775	1369	235	67	38	673	343	293	118		38	201		.389	.340
1903	.264	4673	597	1236	227	68	32	502	268	513	101		32	157		.363	.309
1904	.249	5088	557	1266	197	77	31	486	313	605	137		41	137		.336	.298
1905	.255	5146	623	1310	256	51	24	511	376	644	165		34	190		.338	.310
1906	.247	4883	561	1206	213	49	32	489	385		157		43	165		.330	.308
1907	.255	5010	582	1276	220	44	22	485	384		176		27	137		.329	.311
1908	.223	5065	486	1131	183	50	21	392	368		177		37	116		.292	.281
1909	.256	4906	605	1257	186	88	21	498	403		248		64	205		.343	.321
1910	.266	5154	673	1373	191	105	19	541	409		196		47	207		.355	.326
1911	.296	5199	861	1540	237	93	35	692	424		232		65	226		.398	.357
1912	.282	5111	779	1442	204	108	22	620	485		201		38	258		.377	.349
1913	.280	5044	794	1412	223	80	33	660	534	547	174		65	221		.375	.356
1914	.272	5126	749	1392	165	80	29	627	545	517	218		52	231	188	.352	.348
1915	.237	5081	545	1204	183	72	16	440	436	634	137		54	127	89	.311	.304
1916	.242	5010	447	1212	169	65	19	380	406	631	157		30	151		.313	.303
1917	.254	5109	529	1296	177	62	17	457	435	519	205		33	112		.323	.316
1918	.243	4278	412	1039	124	44	22	356	343	485	124		26	83		.308	.303
1919	.244	4730	457	1156	175	71	35	396	349	565	125		30	103		.334	.300
1920	.252	5256	558	1324	220	49	44	470	353	593	169		43	50	67	.338	.304
1921	.274	5465	657	1497	256	64	82	601	424	565	136		29	69	56	.389	.330
1922	.270	5211	705	1409	229	63	111	631	437	591	170		34	60	63	.402	.331
1923	.271	5196	661	1407	229	64	53	577	445	517	172		44	72	62	.370	.334
1924	.281	5184	685	1459	251	59	63	608	374	482	157		38	79	66	.389	.334
1925	.307	5399	831	1659	298	79	76	767	453	432	187		31	67	59	.434	.364
1926	.269	5046	677	1359	259	65	61	619	523	452	238		26	56	46	.383	.341
1927	.303	5296	841	1606	281	70	56	767	551	326	219		30	101	63	.414	.372
1928	.295	5226	829	1540	323	75	89	759	533	442	196		37	59	48	.436	.364
1929	.296	5204	901	1539	288	76	122	845	543	440	214		29	61	38	.451	.365
1930	.294	5345	951	1573	319	74	125	895	599	531	188		31	48	33	.452	.369
1931	.287	5377	858	1544	311	64	118	798	528	543	78		35	25	23	.435	.355
1932	.290	5537	981	1606	303	52	172	923	647	630	94		21	38	23	.457	.366
1933	.285	5330	875	1519	297	57	139	831	625	618	80		15	34	34	.440	.362
1934	.280	5317	764	1491	236	50	144	708	491	584	99		13	57	35	.425	.343
1935	.279	5269	710	1470	243	44	112	671	475	602	86		17	43	35	.406	.341
1936	.269	5373	714	1443	240	60	72	663	524	590	74		19	59	43	.376	.336
1937	.267	5228	699	1398	278	60	94	649	583	557	70		5	95	48	.397	.341
1938	.270	5229	726	1410	243	62	98	686	605	590	78		22	65	53	.396	.348
1939	.271	5309	711	1438	282	55	98	666	503	532	138		15	60	34	.400	.336
1940	.262	5304	703	1391	242	53	105	648	556	656	69		19	48	33	.387	.334
1941	.268	5336	713	1431	240	69	85	660	574	588	76		8	27	36	.387	.340
1942	.249	5285	549	1315	213	46	33	517	440	490	74		23	44	45	.325	.309
1943	.232	5244	497	1219	174	44	26	462	430	465	95		29	55	42	.297	.294
1944	.257	5312	525	1364	169	47	36	475	422	490	121		17	42	32	.327	.314
1945	.245	5296	494	1297	201	37	33	440	449	463	96		19	25	45	.316	.306
1946	.253	5200	529	1317	220	51	40	481	482	594	105		9	39	30	.338	.318
1947	.252	5198	633	1311	218	52	61	581	605	563	144		24	37	33	.349	.333
1948	.260	5181	729	1345	231	47	68	685	726	523	120		22	40	32	.362	.353
1949	.260	5123	726	1331	214	49	82	680	783	493	117		25	36	25	.369	.361
1950	.261	5212	670	1361	204	53	100	627	685	493	73		23	42	25	.378	.349
1951	.262	5277	736	1381	262	43	102	685	677	565	61		34	47	36	.386	.349
1952	.253	5163	664	1305	212	35	89	634	683	561	102		27	52	43	.359	.343
1953	.256	5455	632	1398	205	38	116	588	498	602	51		24	41	24	.372	.321
1954	.236	5206	542	1228	191	41	94	503	504	677	54	31	28	30	29	.342	.305
Phila.	.266	278846	36513	74211	12386	3308	3502	32670	26237		7327		1674	5003		.372	.333
1955	.261	5335	638	1395	189	46	121	593	463	725	57	34	26	22	36	.382	.322
1956	.252	5256	619	1325	204	41	112	581	480	727	67	37	20	40	30	.370	.315
1957	.244	5170	563	1262	195	40	166	535	364	760	62	36	24	35	27	.394	.295
1958	.247	5261	642	1297	196	50	138	605	452	747	64	43	25	22	36	.381	.307
1959	.263	5264	681	1383	231	43	117	638	481	780	69	38	33	34	24	.390	.326
1960	.249	5226	615	1303	212	34	110	566	513	744	75	32	12	16	11	.366	.316
1961	.247	5423	683	1342	216	47	90	632	580	772	89	47	25	58	22	.354	.320

Year	AVG.	AB	R	H	2B	3B	HR	RBI	BB	SO	SH	SF	HP	SB	CS	SLG	OBP
1962	.263	5576	745	1467	220	58	116	691	556	803	78	50	42	76	21	.386	.332
1963	.247	5495	615	1356	225	38	95	582	529	829	77	46	25	47	26	.353	.313
1964	.239	5524	621	1321	216	29	166	594	548	1104	53	25	42	34	20	.379	.311
1965	.240	5393	585	1294	186	59	110	546	521	1020	74	35	35	110	51	.358	.309
1966	.236	5328	564	1259	212	56	70	509	421	982	71	27	26	132	50	.337	.294
1967	.233	5349	533	1244	212	50	69	481	452	1019	59	36	42	132	59	.330	.296
K.C.	.248	69600	8104	17248	2714	591	1480	7553	6360	11012	895	486	377	758	413	.368	.312
1968	.240	5406	569	1300	192	40	94	522	472	1022	78	35	35	147	61	.343	.304
1969	.249	5614	740	1400	210	28	148	680	617	953	74	35	63	100	39	.376	.328
1970	.249	5376	678	1338	208	24	171	630	584	977	73	36	36	131	68	.392	.325
1971	.252	5494	691	1383	195	25	160	642	542	1018	80	38	37	80	53	.384	.321
1972	.240	5200	604	1248	195	29	134	565	463	886	100	36	47	87	48	.366	.306
1973	.260	5507	758	1431	216	28	147	714	595	919	67	53	35	128	57	.389	.333
1974	.247	5331	689	1315	205	37	132	637	568	876	60	51	38	164	93	.373	.321
1975	.254	5415	758	1376	220	33	151	703	609	846	74	35	51	183	82	.391	.333
1976	.246	5353	686	1319	208	33	113	625	592	818	58	58	45	341	123	.361	.323
1977	.240	5358	605	1284	176	37	117	548	516	910	64	46	36	176	89	.352	.308
1978	.245	5321	532	1304	200	31	100	492	433	800	108	27	25	144	117	.351	.303
1979	.239	5348	573	1276	188	32	108	541	482	751	75	46	20	104	69	.346	.302
1980	.259	5495	686	1424	212	35	137	635	506	824	99	41	19	175	82	.385	.322
1981	.247	3677	458	910	119	26	104	430	342	647	46	32	16	98	47	.379	.312
1982	.236	5448	691	1286	211	27	149	659	582	948	50	54	20	232	87	.367	.309
1983	.262	5516	708	1447	237	28	121	662	524	872	55	62	31	235	98	.381	.326
1984	.259	5457	738	1415	257	29	158	697	568	871	37	77	22	145	64	.404	.327
1985	.264	5581	757	1475	230	34	155	690	508	861	63	47	16	117	58	.401	.325
1986	.252	5435	731	1370	213	25	163	683	553	983	56	51	32	139	61	.390	.322
1987	.260	5511	806	1432	263	33	199	761	593	1056	50	48	36	140	63	.428	.333
1988	.263	5602	800	1474	251	22	156	752	580	926	54	55	65	129	54	.399	.336
1989	.261	5416	712	1414	220	25	127	659	562	855	36	62	34	157	55	.381	.331
1990	.254	5433	733	1379	209	22	164	693	651	992	60	48	46	141	54	.391	.336
1991	.248	5410	760	1342	246	19	159	716	642	981	41	49	50	151	64	.389	.331
1992	.258	5387	745	1389	219	24	142	693	707	831	72	59	49	143	59	.386	.346
1993	.254	5543	715	1408	260	21	158	679	622	1048	46	49	33	131	59	.394	.330
1994	.260	3885	549	1009	178	13	113	515	417	686	24	51	18	91	39	.399	.330
1995	.264	4916	730	1296	228	18	169	694	565	911	32	58	45	112	46	.420	.341
1996	.265	5630	861	1492	283	21	243	823	640	1114	35	39	58	58	35	.452	.344
1997	.260	5589	764	1451	274	23	197	714	642	1181	49	40	49	71	36	.423	.339
1998	.257	5490	804	1413	295	13	149	755	633	1122	58	46	55	131	47	.397	.338
1999	.259	5519	893	1430	287	20	235	845	770	1129	39	41	71	70	37	.446	.355
2000	.270	5560	947	1501	281	23	239	908	750	1159	26	44	52	40	15	.458	.360
2001	.264	5573	884	1469	334	22	199	835	640	1021	25	59	88	68	29	.439	.345
2002	.261	5558	800	1450	279	28	205	772	609	1008	20	36	68	46	20	.432	.339
2003	.254	5497	768	1398	317	24	176	742	556	898	22	53	59	48	14	.417	.327
2004	.270	5728	793	1545	336	15	189	752	608	1061	25	43	55	47	22	.433	.343
2005	.262	5627	772	1476	310	20	155	739	537	819	19	40	52	31	22	.407	.330
2006	.260	5500	771	1429	266	22	175	735	650	976	25	56	50	61	20	.412	.340
2007	.256	5577	741	1430	295	16	171	711	664	1119	18	56	49	52	20	.407	.338
2008	.242	5451	646	1318	270	23	125	610	574	1226	30	35	48	88	21	.369	.318
2009	.262	5584	759	1464	307	21	135	723	527	1046	31	54	50	133	48	.397	.328
2010	.256	5448	663	1396	276	30	109	619	527	1061	43	51	47	156	38	.378	.324
2011	.244	5452	645	1330	280	29	114	612	509	1094	34	57	50	117	43	.369	.311
2012	.238	5527	713	1315	267	32	195	676	550	1387	27	34	45	122	32	.404	.310
2013	.254	5521	767	1403	301	25	186	725	573	1178	21	49	45	74	28	.419	.327
2014	.244	5545	729	1354	253	33	146	686	586	1104	19	43	49	83	20	.381	.320
2015	.251	5600	694	1405	277	46	146	661	475	1119	14	38	40	78	29	.395	.312
2016	.246	5500	653	1352	270	21	169	634	442	1145	13	34	33	50	23	.395	.304
2017	.246	5464	739	1344	305	15	234	708	565	1491	13	40	43	57	22	.436	.319
Oak.	.254	270375	36008	68609	12329	1300	7841	33902	28422	49526	2338	2327	2156	5802	2510	.396	.327

Year	AVG.	AB	R	H	2B	3B	HR	RBI	BB	SH	HP	SB	SLG	OBP
Totals	.259	618821	80625	160068	27429	5199	12823	74125	61019	10560	4207	11563	.382	.328

ATHLETICS YEAR-BY-YEAR PITCHING

Year	ERA	CG	SV	SHO	IP	H	R	ER	HR	BB	SO	HB	WP	OPP. AVG.
1901	4.00	124		6	1200.2	1346	761	534	20	374	350	59	40	.280
1902	3.29	114		5	1216.1	1292	636	444	33	368	455	63	29	.273
1903	2.98	112		10	1207.1	1124	519	400	20	315	728	71	38	.249
1904	2.35	136		26	1361.1	1149	503	355	13	366	887	63	23	.227
1905	2.19	117		19	1383.1	1137	492	337	21	409	895	63	40	.228
1906	2.60	107		19	1322.0	1135	543	382	9	425	749	57	30	.235
1907	2.35	106		27	1354.2	1106	511	353	13	378	789	67	36	.222
1908	2.56	102		23	1400.1	1194	562	398	10	410	741	53	46	.235
1909	1.93	110		27	1378.0	1069	408	296	9	386	728	62	31	.218
1910	1.79	123		24	1421.2	1103	441	282	8	450	789	55	42	.221
1911	3.01	97		13	1375.2	1343	601	460	17	487	739	81	34	.265
1912	3.32	95		11	1357.0	1273	658	501	12	518	601	57	30	.258
1913	3.19	69		17	1351.1	1200	592	479	24	532	630	39	48	.229
1914	2.78	89		24	1404.0	1264	529	433	18	521	720	28	37	.249
1915	4.29	78		6	1348.1	1358	888	643	22	827	588	57	68	.278
1916	3.92	94		11	1343.2	1311	776	585	26	715	575	31	53	.267
1917	3.27	80		8	1365.2	1310	691	496	23	562	516	23	37	.250
1918	3.22	80		13	1156.0	1106	538	413	13	486	277	35	20	.264
1919	4.26	72		1	1239.1	1371	742	587	44	503	417	29	25	.290
1920	3.93	79		6	1380.1	1612	834	602	56	461	423	40	27	.300
1921	4.61	75		2	1400.1	1645	894	717	85	548	431	32	34	.300
1922	4.59	73		4	1362.1	1573	830	695	107	469	373	32	22	.297
1923	4.08	65		7	1364.2	1465	761	619	68	550	400	23	23	.280
1924	4.39	68		8	1345.0	1527	778	656	43	597	371	28	19	.292
1925	3.87	61		8	1381.2	1468	713	594	60	544	495	36	30	.276
1926	3.00	62		10	1346.0	1362	570	448	38	451	571	31	22	.268
1927	3.97	66		8	1384.0	1467	726	611	65	442	553	36	18	.278
1928	3.36	81		15	1367.2	1349	615	511	66	424	607	22	19	.256
1929	3.44	70		9	1357.0	1371	615	519	73	487	573	15	28	.264
1930	4.28	72		8	1371.0	1457	751	652	84	488	672	20	25	.274
1931	3.47	97		12	1365.1	1342	626	526	73	457	574	9	20	.258
1932	4.45	95		10	1386.0	1477	752	686	112	511	595	18	21	.271
1933	4.81	69		6	1343.2	1523	853	718	77	644	423	17	33	.283
1934	5.01	68		8	1337.0	1429	838	745	84	693	480	23	33	.275
1935	5.12	58		7	1326.1	1486	869	754	73	704	469	25	35	.285
1936	6.08	68		3	1352.1	1645	1045	913	131	696	405	24	67	.300
1937	4.85	65		6	1335.0	1490	854	720	105	613	469	17	40	.281
1938	5.48	56		4	1324.0	1573	956	806	142	599	473	18	28	.292
1939	5.79	50		6	1342.2	1687	1022	864	148	579	397	19	35	.307
1940	5.22	72		4	1345.0	1543	932	780	135	534	488	15	40	.283
1941	4.83	64		3	1365.1	1516	840	733	136	557	386	18	46	.279
1942	4.45	67		5	1374.2	1404	801	679	89	639	546	21	35	.263
1943	4.05	73		5	1394.0	1421	717	627	73	536	503	35	24	.265
1944	3.26	72		10	1397.1	1345	594	506	58	390	534	31	30	.252
1945	3.62	65		11	1381.0	1380	638	556	55	571	531	22	18	.262
1946	3.90	61		10	1342.2	1371	680	582	83	577	562	25	13	.264
1947	3.51	70		12	1391.1	1291	614	543	85	597	493	14	14	.247
1948	4.43	74		7	1368.2	1456	735	673	86	638	486	15	35	.275
1949	4.23	85		9	1365.0	1359	725	642	105	758	490	19	33	.263
1950	5.49	50		3	1346.1	1528	913	821	138	729	466	31	39	.287
1951	4.47	52		7	1358.0	1421	745	674	109	569	437	32	30	.272
1952	4.15	73		11	1384.1	1402	723	639	113	526	562	35	21	.263
1953	4.67	51		7	1409.0	1475	799	731	121	594	566	57	51	.271
1954	5.18	49		3	1371.1	1523	875	789	141	685	555	39	40	.285
Phila.	3.91	4281		544	72953.0	74574	38624	31709	3572	28889	29533	1887	1755	
1955	5.35	29		9	1382.0	1486	911	822	175	707	572	42	36	.278
1956	4.86	30		3	1370.1	1424	831	740	187	679	636	42	38	.271
1957	4.19	26		6	1369.2	1344	710	637	153	565	626	25	45	.260
1958	4.15	42		9	1398.1	1405	713	645	150	467	721	28	31	.262
1959	4.35	44		8	1360.2	1452	760	658	148	492	703	46	41	.274
1960	4.38	44		4	1374.0	1428	756	668	160	525	664	43	37	.271

Year	ERA	CG	SV	SHO	IP	H	R	ER	HR	BB	SO	HB	WP	OPP. AVG.
1961	4.74	32		5	1415.0	1519	863	746	141	629	703	53	58	.275
1962	4.79	32		4	1434.0	1450	837	764	199	655	825	42	63	.263
1963	3.92	35		11	1458.0	1417	704	635	156	540	887	44	43	.256
1964	4.71	18		6	1455.2	1516	836	761	220	614	966	54	55	.269
1965	4.24	18		7	1433.0	1399	755	675	161	574	882	39	67	.256
1966	3.56	19		11	1435.0	1281	648	567	106	630	854	39	52	.241
1967	3.68	26		10	1428.0	1265	660	584	125	558	990	37	44	.238
K.C.	4.37	395		93	18313.2	18386	9984	8902	2081	7635	10029	534	610	
1968	2.94	45		18	1455.2	1220	544	476	124	505	997	31	55	.227
1969	3.71	42	36	14	1480.2	1356	678	611	163	586	887	39	55	.245
1970	3.30	33	40	15	1442.2	1253	593	529	134	542	858	34	56	.234
1971	3.05	57	36	18	1469.1	1229	564	498	131	501	999	33	37	.228
1972	2.58	42	43	23	1417.2	1170	457	406	96	418	862	19	29	.226
1973	3.29	46	41	16	1457.1	1311	615	532	143	494	797	30	52	.241
1974	2.95	49	28	12	1439.2	1322	551	472	90	430	755	25	27	.246
1975	3.27	36	44	10	1448.0	1267	606	526	102	523	784	37	47	.236
1976	3.26	39	29	15	1459.1	1412	598	528	96	415	711	30	40	.255
1977	4.04	32	25	4	1436.2	1459	749	645	145	560	788	24	55	.265
1978	3.62	26	29	11	1433.1	1401	690	577	106	582	750	26	37	.259
1979	4.75	41	20	4	1429.1	1606	860	754	147	654	726	49	72	.288
1980	3.46	94	13	9	1471.2	1347	642	566	142	521	769	31	51	.244
1981	3.30	60	10	11	993.0	883	403	364	80	370	505	28	30	.240
1982	4.54	42	22	6	1456.0	1506	819	735	177	648	697	30	58	.268
1983	4.35	22	33	12	1454.1	1462	782	703	135	626	719	31	43	.263
1984	4.48	15	44	6	1430.0	1554	796	712	155	592	695	35	47	.278
1985	4.41	10	41	6	1453.0	1451	787	712	172	607	785	25	48	.259
1986	4.31	22	37	8	1433.0	1334	760	686	166	667	937	34	62	.247
1987	4.32	18	40	6	1445.2	1442	789	694	176	531	1042	36	52	.258
1988	3.44	22	64	9	1489.1	1376	620	569	116	553	983	29	62	.247
1989	3.09	17	57	20	1448.1	1287	576	497	103	510	930	28	71	.239
1990	3.18	18	64	16	1456.0	1287	570	514	123	494	831	27	50	.238
1991	4.57	14	49	10	1444.1	1425	776	734	155	655	892	55	60	.260
1992	3.73	8	58	9	1447.0	1396	672	599	129	601	843	41	67	.256
1993	4.90	8	42	2	1452.1	1551	846	791	157	680	864	49	39	.276
1994	4.80	12	23	9	1003.1	979	589	535	128	510	732	34	42	.257
1995	4.93	8	34	4	1273.0	1320	761	698	153	556	890	53	56	.269
1996	5.20	7	34	5	1456.1	1638	900	841	205	644	884	52	60	.287
1997	5.48	2	38	1	1445.1	1734	946	880	197	642	953	64	51	.301
1998	4.81	12	39	4	1434.0	1555	866	766	179	529	922	56	68	.276
1999	4.69	6	48	5	1438.1	1537	846	750	160	569	967	54	57	.274
2000	4.58	7	43	11	1435.1	1535	813	730	158	615	963	48	46	.274
2001	3.59	13	44	9	1463.1	1384	645	583	153	440	1117	46	42	.249
2002	3.68	9	48	19	1452.0	1391	654	593	135	474	1021	62	40	.252
2003	3.63	16	48	14	1441.2	1336	643	582	140	499	1018	54	41	.246
2004	4.17	10	35	8	1471.1	1466	742	682	164	544	1034	68	39	.262
2005	3.69	9	38	12	1450.1	1315	658	594	154	504	1075	60	41	.241
2006	4.21	5	54	11	1451.2	1525	727	679	162	529	1003	55	43	.272
2007	4.28	4	36	9	1448.0	1468	758	689	138	530	1036	43	52	.263
2008	4.01	4	33	7	1435.0	1364	690	640	135	576	1061	54	30	.253
2009	4.26	2	38	10	1447.1	1486	761	685	156	523	1124	36	43	.265
2010	3.56	7	38	17	1431.2	1315	626	566	153	512	1070	38	42	.245
2011	3.71	6	39	12	1447.2	1380	679	597	136	519	1160	41	53	.250
2012	3.48	1	47	13	1470.0	1360	614	569	147	462	1136	46	40	.245
2013	3.56	6	46	13	1452.0	1339	625	574	163	428	1183	35	56	.242
2014	3.22	7	31	13	1463.1	1269	572	524	147	406	1244	48	59	.233
2015	4.14	5	28	15	1444.2	1402	729	664	172	474	1179	47	62	.254
2016	4.51	2	42	7	1433.1	1459	761	718	185	464	1188	50	70	.263
2017	4.67	1	35	6	1431.0	1444	826	743	210	502	1202	61	84	.261
Oak.	3.95	1019	1884	524	71363.2	69308	34774	31312	7293	26716	46568	2061	2519	

Year	ERA	CG	SHO	IP	H	R	ER	HR	BB	SO	HB	WP
Totals	3.98	5695	1161	162630.1	162268	83382	71923	12946	63240	86130	4482	4884

ATHLETICS YEAR-BY-YEAR FIELDING

Year	AVG.	G	PO	A	E	TC	DP	TP	PB
1901	.942	137	3600	1903	337	5840	93	0	23
1902	.953	137	3646	1819	270	5735	75	0	13
1903	.960	137	3618	1613	217	5448	66	0	20
1904	.959	155	4080	1835	250	6165	67	0	21
1905	.957	152	4101	1746	265	6112	64	0	21
1906	.955	149	3941	1728	267	5936	86	1	17
1907	.958	150	4046	1959	263	6268	67	0	14
1908	.957	157	4158	1886	272	6316	68	1	20
1909	.961	153	4105	1894	245	6244	92	1	14
1910	.965	155	4255	2001	230	6486	117	0	10
1911	.964	152	4121	1896	225	6242	100	0	14
1912	.959	153	4100	2023	263	6386	115	0	17
1913	.966	153	4048	1958	212	6218	108	1	13
1914	.966	158	4198	1938	213	6349	116	1	25
1915	.947	154	4044	2023	338	6405	118	0	17
1916	.951	154	4021	2126	314	6461	126	0	19
1917	.961	154	4078	2064	251	6393	106	0	17
1918	.959	130	3458	1850	228	5536	136	0	7
1919	.956	140	3702	1902	257	5861	96	1	9
1920	.959	156	4120	2173	266	6559	125	0	13
1921	.958	155	4182	2005	274	6461	144	0	14
1922	.966	155	4072	1978	215	6265	118	1	16
1923	.964	153	4064	1935	221	6220	127	1	23
1924	.971	152	4025	1943	180	6148	157	0	12
1925	.966	153	4117	1931	211	6259	148	0	13
1926	.972	150	4041	1869	171	6081	131	1	10
1927	.970	155	4161	1897	190	6248	124	1	10
1928	.970	153	4107	1728	181	6016	124	0	10
1929	.975	151	4065	1587	146	5798	117	0	10
1930	.976	154	4127	1651	145	5923	121	0	11
1931	.976	153	4088	1614	141	5843	151	0	10
1932	.979	154	4160	1736	124	6020	142	0	15
1933	.966	152	4032	1750	203	5985	121	0	9
1934	.967	153	4012	1809	196	6017	166	0	12
1935	.967	149	3964	1690	190	5844	150	0	11
1936	.965	154	4061	1773	209	6043	152	0	21
1937	.967	154	4002	1725	198	5925	150	0	15
1938	.965	154	3964	1637	206	5807	119	0	15
1939	.965	153	4028	1678	210	5916	131	0	14
1940	.960	154	4035	1667	238	5940	131	0	15
1941	.967	154	4095	1733	200	6028	150	0	20
1942	.968	154	4062	1678	188	5928	124	0	23
1943	.973	155	4180	1741	162	6083	148	0	19
1944	.971	155	4192	1745	176	6113	127	0	12
1945	.973	153	4140	1903	168	6211	160	0	9
1946	.971	155	4028	1594	167	5789	141	1	7
1947	.976	156	4174	1689	143	6006	161	0	5
1948	.981	154	4108	1710	113	5931	180	1	7
1949	.976	154	4102	1710	140	5952	217	0	10
1950	.974	154	4033	1732	155	5920	208	0	9
1951	.978	154	4073	1849	136	6058	204	0	12
1952	.977	155	4150	1766	140	6056	148	0	11
1953	.977	157	4218	1710	137	6065	161	0	15
1954	.971	156	4104	1655	169	5928	163	0	12
Phila.	.966	8213	218406	98155	11226	327787	6957	12	761
1955	.976	155	4142	1729	146	6017	174	0	14
1956	.973	154	4111	1785	166	6062	187	0	19
1957	.979	154	4108	1720	125	5953	162	0	22
1958	.979	156	4196	1730	125	6051	166	0	34
1959	.973	154	4086	1669	160	5915	156	0	15
1960	.979	155	4122	1666	127	5915	149	0	17
1961	.972	162	4260	1755	175	6190	160	0	17

Year	AVG.	G	PO	A	E	TC	DP	TP	PB
1962	.979	162	4294	1724	132	6150	131	0	25
1963	.980	162	4373	1722	127	6222	131	0	11
1964	.974	163	4361	1669	158	6188	152	0	18
1965	.977	162	4300	1620	139	6059	142	0	20
1966	.977	160	4320	1646	139	6105	154	1	20
1967	.978	161	4279	1533	132	5944	120	0	17
K.C.	.977	2060	54952	21968	1851	78771	1984	1	249
1968	.977	163	4367	1659	145	6171	136	0	20
1969	.979	162	4442	1788	136	6366	162	0	26
1970	.977	162	4328	1680	141	6149	152	0	12
1971	.981	161	4408	1660	117	6185	157	0	17
1972	.979	155	4253	1689	130	6072	146	0	13
1973	.978	162	4372	1710	137	6219	170	0	9
1974	.977	162	4319	1704	141	6164	154	0	10
1975	.977	162	4344	1686	143	6173	140	0	13
1976	.977	161	4378	1821	144	6343	130	0	11
1977	.970	161	4310	1762	190	6262	136	0	12
1978	.971	162	4300	1626	179	6105	145	0	10
1979	.972	162	4288	1718	174	6180	137	3	15
1980	.979	162	4415	1631	130	6176	115	0	9
1981	.980	109	2979	1080	81	4140	74	1	2
1982	.974	162	4368	1647	160	6175	140	0	8
1983	.974	162	4363	1602	157	6122	157	1	14
1984	.975	162	4290	1508	146	5944	159	0	9
1985	.977	162	4359	1566	140	6065	136	0	19
1986	.978	162	4299	1596	135	6030	120	0	16
1987	.977	162	4337	1649	142	6128	123	0	18
1988	.983	162	4468	1629	105	6202	151	0	10
1989	.979	162	4345	1640	129	6114	159	0	13
1990	.986	162	4368	1630	87	6085	152	0	14
1991	.982	162	4333	1608	107	6048	150	0	8
1992	.979	162	4341	1576	125	6042	158	0	8
1993	.982	162	4357	1625	111	6093	161	0	15
1994	.979	114	3010	1122	88	4220	105	0	5
1995	.981	144	3819	1486	102	5407	151	0	4
1996	.984	162	4369	1778	103	6250	195	1	11
1997	.980	162	4336	1765	122	6223	170	0	5
1998	.977	162	4302	1654	141	6097	155	0	13
1999	.980	162	4315	1700	122	6137	166	0	18
2000	.978	161	4306	1726	134	6166	164	1	8
2001	.980	162	4390	1756	125	6271	151	0	4
2002	.984	162	4356	1798	102	6256	144	0	9
2003	.983	162	4325	1779	107	6211	145	0	9
2004	.986	162	4414	1809	91	6314	172	0	14
2005	.986	162	4351	1649	88	6088	166	0	5
2006	.986	162	4355	1626	84	6065	173	0	10
2007	.985	162	4344	1687	90	6121	153	0	16
2008	.984	161	4305	1573	98	5976	169	0	8
2009	.983	162	4342	1592	105	6039	155	0	5
2010	.984	162	4295	1704	99	6098	147	0	8
2011	.979	162	4343	1529	124	5996	145	0	6
2012	.982	162	4410	1568	111	6089	135	1	12
2013	.983	162	4356	1377	97	5830	112	0	15
2014	.982	162	4390	1634	111	6135	150	0	10
2015	.979	162	4334	1642	126	6102	154	0	14
2016	.984	162	4300	1630	97	6027	152	0	11
2017	.980	162	4293	1597	121	6011	162	0	16
Oak.	.980	7970	214091	81671	6120	301882	7411	8	567

Year	AVG.	G	PO	A	E	TC	DP	TP	PB
Totals	.973	18243	487449	201794	19197	708440	16352	21	1577

ATHLETICS YEAR-BY-YEAR BATTING LEADERS

Batting Average

1901 Lajoie.....	.426
1902 Cross.....	.339
1903 Seybold.....	.299
1904 Davis.....	.308
1905 Davis.....	.284
1906 Seybold.....	.316
1907 Nicholls.....	.302
1908 Collins.....	.273
1909 Collins.....	.346
1910 Collins.....	.322
1911 Collins.....	.365
1912 Collins.....	.348
1913 Collins.....	.345
1914 Collins.....	.344
1915 McInnis.....	.314
1916 Strunk.....	.316
1917 McInnis.....	.303
1918 Burns.....	.352
1919 Burns.....	.296
1920 Dugan.....	.322
1921 Witt.....	.315
1922 Miller.....	.336
1923 Hauser.....	.307
1924 Miller.....	.342
1925 Simmons.....	.384
1926 Simmons.....	.343
1927 Simmons.....	.392
1928 Simmons.....	.351
1929 Simmons.....	.365
1930 Simmons.....	.381
1931 Simmons.....	.390
1932 Foxx.....	.364
1933 Foxx.....	.356
1934 Foxx.....	.334
1935 Foxx.....	.346
1936 Moses.....	.345
1937 Moses.....	.320
1938 Johnson.....	.313
1939 Johnson.....	.338
1940 Moses.....	.309
1941 Siebert.....	.334
1942 Johnson.....	.291
1943 Estalella.....	.259
1944 Siebert.....	.306
1945 Estalella.....	.299
1946 Rosar.....	.283
1947 McCosky.....	.328
1948 McCosky.....	.326
1949 Valo.....	.283
1950 Lehner.....	.309
1951 Fain.....	.344
1952 Fain.....	.327
1953 Philley.....	.303
1954 Finigan.....	.302
1955 Power.....	.319
1956 Power.....	.309
1957 Lopez.....	.294
1958 Cerv.....	.305
1959 Tuttle.....	.300
1960 Siebern.....	.279
1961 Siebern.....	.296
1962 Siebern.....	.308

1963 Causey.....	.280
1964 Causey.....	.281
1965 Campaneris.....	.270
1966 Cater.....	.292
1967 Cater.....	.270
1968 Cater.....	.290
1969 Bando.....	.281
1970 Campaneris.....	.279
1971 Jackson.....	.277
1972 Rudi.....	.305
1973 Jackson.....	.293
1974 Rudi.....	.293
1975 Washington.....	.308
1976 North.....	.276
1977 Page.....	.307
1978 Page.....	.285
1979 Revering.....	.288
1980 Henderson.....	.303
1981 Henderson.....	.319
1982 Henderson.....	.267
1983 Henderson.....	.292
1984 Lansford.....	.300
1985 Davis.....	.287
1986 Griffin.....	.285
1987 McGwire.....	.289
1988 Canseco.....	.307
1989 Lansford.....	.336
1990 R. Henderson.....	.325
1991 Baines.....	.295
1992 Bordick.....	.300
1993 Gates.....	.290
1994 Berroa.....	.306
1995 Henderson.....	.300
1996 McGwire.....	.312
1997 Giambi.....	.293
1998 Giambi.....	.295
1999 Giambi.....	.315
2000 Giambi.....	.333
2001 Giambi.....	.342
2002 Tejada.....	.308
2003 Chavez.....	.282
2004 Durazo.....	.321
2005 Ellis.....	.316
2006 Payton.....	.296
2007 Stewart.....	.290
2008 Suzuki.....	.279
2009 Sweeney.....	.293
2010 Ellis.....	.291
2011 Pennington.....	.264
2012 Céspedes.....	.292
2013 Donaldson.....	.301
2014 Donaldson.....	.255
2015 Burns.....	.294
2016 Valencia.....	.287
2017 Lowrie.....	.277

Games

1901 Fultz.....	132
1902 four players tied	137
1903 four players tied	137
1904 Cross.....	155
1905 Murphy.....	150
1906 Davis.....	145

1907 Davis.....	149
1908 Nicholls.....	150
1909 Collins.....	153
1910 Collins.....	153
1911 Baker.....	148
1912 Collins.....	153
McInnis.....	153
1913 Baker.....	149
1914 Collins.....	152
1915 Strunk.....	132
1916 Strunk.....	150
1917 McInnis.....	150
1918 Burns.....	130
1919 Burns.....	126
1920 Walker.....	149
1921 Dykes.....	155
1922 Galloway.....	155
1923 Hauser.....	146
1924 Simmons.....	152
1925 Simmons.....	153
1926 Simmons.....	147
1927 Cobb.....	134
1928 Miller.....	139
1929 Foxx.....	149
1930 Miller.....	154
1931 Foxx.....	139
1932 Foxx.....	154
Simmons.....	154
1933 Cramer.....	152
Higgins.....	152
1934 Cramer.....	153
1935 Cramer.....	149
1936 Johnson.....	153
1937 Moses.....	154
1938 Johnson.....	152
1939 Johnson.....	150
1940 Siebert.....	154
1941 Johnson.....	149
1942 Siebert.....	153
1943 Hall.....	151
1944 Hayes.....	155
1945 Hall.....	151
1946 Chapman.....	146
1947 Joost.....	151
1948 Majeski.....	148
Suder.....	148
1949 Chapman.....	154
1950 Fain.....	151
1951 Joost.....	140
1952 Philley.....	151
1953 Philley.....	157
1954 DeMaestri.....	146
1955 Finigan.....	150
1956 Lopez.....	151
1957 DeMaestri.....	135
1958 Lopez.....	151
1959 Williams.....	130
1960 Tuttle.....	151
1961 Howser.....	158
1962 Siebern.....	162
1963 Charles.....	158
1964 Colavito.....	160

1965 Harrelson.....	150
Hershberger.....	150
1966 Hershberger.....	146
1967 Campaneris.....	147
1968 Bando.....	162
1969 Bando.....	162
1970 Bando.....	155
1971 Bando.....	153
1972 Bando.....	152
1973 Bando.....	162
1974 Rudi.....	158
Tenace.....	158
1975 Bando.....	160
Garner.....	160
1976 Garner.....	159
1977 Sanguillen.....	152
1978 Revering.....	152
1979 Newman.....	143
1980 Murphy.....	159
1981 Armas.....	109
1982 Murphy.....	151
1983 Phillips.....	148
1984 Phillips.....	154
1985 Griffin.....	162
1986 Griffin.....	162
1987 Canseco.....	159
1988 Canseco.....	158
1989 D. Henderson.....	152
1990 McGwire.....	156
1991 Gallego.....	159
1992 Bordick.....	154
1993 Bordick.....	159
1994 Bordick.....	114
1995 Berroa.....	141
1996 Bordick.....	155
1997 Spiezio.....	147
1998 Grieve.....	155
1999 Tejada.....	159
2000 Tejada.....	160
2001 Long.....	162
Tejada.....	162
2002 Long.....	162
Tejada.....	162
2003 Tejada.....	162
2004 Hatteberg.....	152
2005 Chavez.....	160
2006 Swisher.....	157
2007 Ellis.....	150
Swisher.....	150
2008 Cust.....	148
Suzuki.....	148
2009 Cust.....	149
2010 Barton.....	159
2011 Pennington.....	148
2012 Reddick.....	156
2013 Donaldson.....	158
2014 Donaldson.....	158
2015 Semien.....	155
2016 Semien.....	159
2017 K. Davis.....	153
Lowrie.....	153

At Bats

1901	Fultz	561
1902	Cross	558
1903	Cross	554
1904	Cross	607
1905	Davis	602
1906	Davis	551
1907	Davis	582
1908	Nicholls	550
1909	Collins	572
1910	Collins	583
1911	Baker	592
1912	Baker	577
1913	Baker	565
1914	McInnis	576
1915	Lajoie	490
1916	Witt	563
1917	McInnis	567
1918	Burns	505
1919	Burns	470
1920	Walker	585
1921	Johnson	613
1922	Galloway	571
1923	Hauser	537
1924	Simmons	594
1925	Simmons	658
1926	Simmons	581
1927	Hale	501
1928	Miller	510
1929	Simmons	581
1930	Miller	585
1931	Miller	534
1932	Simmons	670
1933	Cramer	661
1934	Cramer	649
1935	Cramer	644
1936	Finney	653
1937	Moses	649
1938	Moses	589
1939	Johnson	544
1940	Siebert	595
1941	Chapman	552
	Johnson	552
1942	Siebert	612
1943	Siebert	558
1944	Hayes	581
1945	Hall	616
1946	Chapman	545
1947	Chapman	551
1948	Majeski	590
1949	Chapman	589
1950	Chapman	553
1951	Joost	553
1952	Philly	586
1953	Philly	620
1954	DeMaestri	539
1955	Power	596
1956	Lopez	561
1957	Power	467
1958	Lopez	564
1959	Williams	488
1960	Lumpe	574
1961	Howser	611
1962	Lumpe	641
1963	Charles	603
1964	Causey	604
1965	Campaneris	578

1966	Campaneris	573
1967	Campaneris	601
1968	Campaneris	642
1969	Bando	609
1970	Campaneris	603
1971	Campaneris	569
1972	Campaneris	625
1973	Campaneris	601
1974	Rudi	593
1975	Jackson	593
1976	Baylor	595
1977	Sanguillen	571
1978	Revering	521
1979	Newman	516
1980	Armas	628
1981	Armas	440
1982	Murphy	543
1983	Henderson	513
1984	Lansford	597
1985	Griffin	614
1986	Canseco	600
1987	Canseco	630
1988	Canseco	610
1989	D. Henderson	579
1990	McGwire	523
1991	Canseco	572
	D. Henderson	572
1992	Bordick	504
1993	Sierra	630
1994	Sierra	426
1995	Berroa	546
1996	Berroa	586
1997	Spiezo	538
1998	Grieve	583
1999	Tejada	593
2000	Tejada	607
2001	Damon	644
2002	Tejada	662
2003	Tejada	636
2004	Kotsay	606
2005	Chavez	625
2006	Payton	557
2007	Ellis	583
2008	Crosby	556
2009	Suzuki	570
2010	Barton	556
2011	Crisp	531
2012	Reddick	611
2013	Lowrie	603
2014	Donaldson	608
2015	Lawrie	562
2016	Semien	568
2017	Healy	576

Runs

1901	Lajoie	145
1902	Fultz	109
	Hartsel	109
1903	Pickering	93
1904	Murphy	80
	Cross	80
1905	Davis	92
1906	Hartsel	96
1907	Hartsel	93
1908	Davis	65
1909	Collins	104
1910	Baker	83

1911	Murphy	104
1912	Collins	137
1913	Collins	125
1914	Collins	122
1915	Strunk	76
1916	Strunk	71
1917	Strunk	83
1918	Burns	61
1919	Burns	63
1920	Dykes	81
1921	Johnson	93
1922	Walker	111
1923	Hauser	93
1924	Hauser	97
1925	Simmons	122
1926	Simmons	90
1927	Cobb	104
1928	Bishop	104
1929	Foxx	123
1930	Simmons	152
1931	Bishop	115
1932	Foxx	151
1933	Foxx	125
1934	Foxx	120
1935	Foxx	118
1936	Finney	100
1937	Moses	113
1938	Johnson	114
1939	Johnson	115
1940	Johnson	93
1941	Johnson	98
1942	Johnson	78
1943	White	69
1944	Hayes	62
1945	Siebert	62
	Hall	62
1946	Chapman	77
1947	Chapman	84
1948	Joost	99
1949	Joost	128
1950	Chapman	93
1951	Joost	107
1952	Joost	94
1953	Zernial	85
1954	Jacobs	63
1955	Power	91
1956	Lopez	91
1957	Zernial	56
1958	Cerv	93
1959	Tuttle	74
1960	Tuttle	75
1961	Howser	108
1962	Siebern	114
1963	Charles	82
1964	Colavito	89
1965	Campaneris	67
1966	Campaneris	82
1967	Campaneris	85
1968	Campaneris	86
1969	Jackson	123
1970	Campaneris	97
1971	Jackson	87
1972	Rudi	94
1973	Jackson	99
1974	Jackson	90
1975	Jackson	91
1976	North	91

1977	Page	85
1978	Page	62
1979	Revering	63
1980	Henderson	111
1981	Henderson	89
1982	Henderson	119
1983	Henderson	105
1984	Henderson	113
1985	Davis	92
1986	Canseco	85
1987	McGwire	97
1988	Canseco	120
1989	Lansford	89
1990	R. Henderson	111
1991	Canseco	115
1992	McGwire	87
1993	R. Henderson	77
	Sierra	77
1994	Javier	75
1995	Berroa	87
1996	McGwire	104
1997	Giambi	66
1998	Henderson	101
1999	Giambi	115
2000	Giambi	108
2001	Giambi	109
2002	Tejada	108
2003	Tejada	98
2004	Byrnes	91
2005	Chavez	92
2006	Swisher	106
2007	Ellis	84
	Swisher	84
2008	Cust	77
2009	Cust	88
2010	Barton	79
2011	Crisp	69
	Willingham	69
2012	Reddick	85
2013	Crisp	93
2014	Donaldson	93
2015	Burns	70
2016	Davis	85
2017	K. Davis	91

Hits

1901	Lajoie	229
1902	Cross	189
1903	Cross	162
1904	Cross	177
1905	Davis	171
1906	Davis	161
1907	Davis	155
1908	Murphy	139
1909	Collins	198
1910	Collins	188
1911	Baker	198
1912	Baker	200
1913	Baker	190
1914	Baker	182
1915	Strunk	144
1916	Strunk	172
1917	McInnis	172
1918	Burns	178
1919	Burns	139
1920	Walker	157
1921	Witt	198

Athletics Year-By-Year Batting Leaders, continued

1922 Galloway.....	185	1986 Griffin.....	169	1925 Simmons.....	43	1985 Davis.....	34
1923 Hauser.....	165	1987 Canseco.....	162	1926 Simmons.....	53	1986 Canseco.....	29
1924 Simmons.....	183	1988 Canseco.....	187	1927 Simmons.....	36	1987 Canseco.....	35
1925 Simmons.....	253	1989 Lansford.....	185	1928 Miller.....	34	1988 Henderson.....	38
1926 Simmons.....	199	1990 R. Henderson.....	159	1929 Simmons.....	41	1989 Lansford.....	28
1927 Cobb.....	175	1991 D. Henderson.....	158	Haas.....	41	1990 R. Henderson.....	33
1928 Miller.....	168	1992 Bordick.....	151	1930 Cochrane.....	42	1991 D. Henderson.....	33
1929 Simmons.....	212	1993 Gates.....	155	1931 Miller.....	43	1992 Lansford.....	30
1930 Simmons.....	211	1994 Javier.....	114	1932 McNair.....	47	1993 Gates.....	29
1931 Simmons.....	200	Sierra.....	114	1933 Johnson.....	44	1994 Javier.....	23
1932 Simmons.....	216	1995 Berroa.....	152	1934 Higgins.....	37	1995 Henderson.....	31
1933 Foxx.....	204	1996 Berroa.....	170	1935 Cramer.....	37	1996 Giambi.....	40
1934 Cramer.....	202	1997 Giambi.....	152	1936 Moses.....	35	1997 Giambi.....	41
1935 Cramer.....	214	1998 Grieve.....	168	1937 Moses.....	48	1998 Grieve.....	41
1936 Moses.....	202	1999 Giambi.....	181	1938 Moses.....	29	1999 Giambi.....	36
1937 Moses.....	208	2000 Giambi.....	170	1939 Johnson.....	30	2000 Grieve.....	40
1938 Moses.....	181	2001 Giambi.....	178	1940 Moses.....	41	2001 Giambi.....	47
1939 Johnson.....	184	Long.....	178	1941 Moses.....	31	2002 Long.....	32
1940 Siebert.....	170	2002 Tejada.....	204	1942 Johnson.....	35	2003 Tejada.....	42
1941 Chapman.....	178	2003 Tejada.....	177	1943 Siebert.....	26	2004 Byrnes.....	39
1942 Siebert.....	159	2004 Kotsay.....	190	1944 Siebert.....	27	2005 Chavez.....	30
1943 Siebert.....	140	2005 Chavez.....	168	1945 Kell.....	30	2006 Payton.....	42
1944 Estalella.....	151	2006 Payton.....	165	1946 McQuinn.....	23	2007 Swisher.....	36
1945 Hall.....	161	2007 Stewart.....	167	1947 Fain.....	28	2008 Crosby.....	39
1946 Chapman.....	142	2008 Suzuki.....	148	Suder.....	28	2009 Suzuki.....	37
1947 McCosky.....	179	2009 Suzuki.....	156	1948 Majeski.....	41	2010 Barton.....	33
1948 Majeski.....	183	2010 Barton.....	152	1949 Valo.....	27	2011 Matsui.....	28
1949 Chapman.....	164	2011 Crisp.....	140	1950 Fain.....	25	2012 Reddick.....	29
1950 Fain.....	147	2012 Reddick.....	148	1951 Fain.....	30	2013 Lowrie.....	45
1951 Joost.....	160	2013 Lowrie.....	175	Zernial.....	30	2014 Donaldson.....	31
1952 Fain.....	176	2014 Donaldson.....	155	1952 Fain.....	43	2015 Lawrie.....	29
1953 Philley.....	188	2015 Burns.....	153	1953 Philley.....	30	2016 Alonzo.....	34
1954 Finigan.....	147	2016 Davis.....	137	1954 Finigan.....	25	2017 Lowrie.....	49
1955 Power.....	190	2017 Lowrie.....	157	1955 Power.....	34		
1956 Power.....	164			1956 Lopez.....	27		
1957 Power.....	121	Doubles		1957 Smith.....	26	Triples	
1958 Cerv.....	157	1901 Lajoie.....	48	1958 Lopez.....	28	1901 Lajoie.....	13
1959 Tuttle.....	139	1902 Davis.....	43	1959 Williams.....	33	1902 Hartsel.....	12
1960 Lumpe.....	156	1903 Seybold.....	43	1960 Williams.....	31	1903 Hartsel.....	14
1961 Howser.....	171	1904 Murphy.....	29	Siebern.....	31	1904 Murphy.....	18
1962 Lumpe.....	193	Cross.....	29	1961 Siebern.....	36	1905 Hoffman.....	10
1963 Lumpe.....	161	1905 Davis.....	47	1962 Lumpe.....	34	1906 Hartsel.....	9
Charles.....	161	1906 Davis.....	40	1963 Causey.....	32	1907 Davis.....	8
1964 Causey.....	170	1907 Davis.....	37	1964 Causey.....	31	Oldring.....	8
1965 Campaneris.....	156	1908 Murphy.....	28	Colavito.....	31	1908 Davis.....	9
1966 Campaneris.....	153	1909 Collins.....	30	1965 Campaneris.....	23	1909 Baker.....	19
1967 Campaneris.....	149	1910 Murphy.....	28	1966 Campaneris.....	29	1910 Murphy.....	18
1968 Campaneris.....	177	1911 Baker.....	42	1967 Campaneris.....	29	1911 Oldring.....	14
1969 Bando.....	171	1912 Baker.....	40	1968 Cater.....	28	1912 Baker.....	21
1970 Campaneris.....	168	1913 Baker.....	34	1969 Jackson.....	36	1913 Collins.....	13
1971 Jackson.....	157	1914 Baker.....	23	1970 Campaneris.....	28	1914 Collins.....	14
1972 Rudi.....	181	Collins.....	23	1971 Campaneris.....	29	1915 Strunk.....	16
1973 Bando.....	169	1915 Strunk.....	28	1972 Rudi.....	32	1916 Witt.....	15
1974 Rudi.....	174	1916 Strunk.....	30	1973 Bando.....	32	1917 Bodie.....	11
1975 Washington.....	182	1917 Bodie.....	28	1974 Rudi.....	39	1918 Burns.....	9
1976 North.....	163	1918 Burns.....	22	1975 Jackson.....	39	1919 Thomas.....	10
1977 Sanguillen.....	157	Gardner.....	22	1976 Rudi.....	32	1920 Walker.....	7
1978 Page.....	147	1919 Walker.....	30	1977 Page.....	28	1921 Dykes.....	13
1979 Revering.....	136	1920 Dugan.....	40	1978 Page.....	25	1922 Miller.....	12
1980 Henderson.....	179	1921 Dykes.....	32	1979 Revering.....	25	1923 Hauser.....	10
1981 Henderson.....	135	Walker.....	32	1980 Henderson.....	22	1924 Simmons.....	9
1982 Henderson.....	143	1922 Walker.....	31	1981 Armas.....	24	1925 Simmons.....	12
1983 Henderson.....	150	1923 Perkins.....	34	1982 Henderson.....	24	1926 Simmons.....	10
1984 Lansford.....	179	1924 Hauser.....	31	1983 Almon.....	29	1927 Simmons.....	11
1985 Griffin.....	166	Simmons.....	31	1984 Lansford.....	31	1928 Cochrane.....	12
						1929 Miller.....	16

1930	Simmons.....16	1975	Washington.....7	1904	Davis.....10	1959	Cerv.....20
1931	Simmons.....13	1976	Garner.....12	1905	Davis.....8	1960	Siebern.....19
1932	Simmons.....9	1977	Page.....8	1906	Davis.....12	1961	Siebern.....18
	Foxx.....9	1978	Page.....7	1907	Davis.....8	1962	Siebern.....25
1933	Higgins.....11	1979	Murphy.....4	1908	Davis.....5	1963	Siebern.....16
1934	Cramer.....9	1980	Armas.....8	1909	Murphy.....5	1964	Colavito.....34
1935	Foxx.....7	1981	Henderson.....7	1910	Murphy.....4	1965	Harrelson.....23
	Warstler.....7	1982	Henderson.....4		Oldring.....4	1966	Repoz.....11
1936	Johnson.....14		Heath.....4	1911	Baker.....11	1967	Monday.....14
1937	Moses.....13	1983	Henderson.....7	1912	Baker.....10	1968	Jackson.....29
1938	Finney.....12	1984	Lansford.....5	1913	Baker.....12	1969	Jackson.....47
1939	Johnson.....9		Heath.....5	1914	Baker.....9	1970	Mincher.....27
1940	Moses.....9	1985	Griffin.....7	1915	Oldring.....6	1971	Mincher.....32
1941	Chapman.....9	1986	Griffin.....6	1916	Schang.....7	1972	Epstein.....26
	Brancato.....9	1987	Polonia.....10	1917	Bodie.....7	1973	Jackson.....32
	Suder.....9	1988	Phillips.....4	1918	Walker.....11	1974	Jackson.....29
1942	Valo.....10		Polonia.....4	1919	Walker.....10	1975	Jackson.....36
1943	Siebert.....7	1989	Phillips.....6	1920	Walker.....17	1976	Bando.....27
1944	Estalella.....9	1990	R. Henderson.....3	1921	Walker.....23	1977	Gross.....22
1945	Peck.....9		Randolph.....3	1922	Walker.....37	1978	Page.....17
1946	Valo.....6	1991	three players tied...4	1923	Hauser.....16	1979	Newman.....22
	McQuinn.....6	1992	Wilson.....5	1924	Hauser.....27	1980	Armas.....35
1947	McCosky.....7	1993	Sierra.....5	1925	Simmons.....24	1981	Armas.....22
1948	Fain.....6	1994	Bordick.....4	1926	Simmons.....19	1982	Armas.....28
	Chapman.....6	1995	Gates.....4	1927	Simmons.....15	1983	Murphy.....17
	Coleman.....6	1996	Bordick.....4	1928	Hauser.....16		Lopes.....17
1949	Valo.....12		Young.....4	1929	Simmons.....34	1984	Kingman.....35
1950	Dillinger.....9	1997	McDonald.....4	1930	Foxx.....37	1985	Kingman.....30
1951	Valo.....8		Spiezio.....4	1931	Foxx.....30	1986	Kingman.....35
1952	Michaels.....5	1998	three players tied...2	1932	Foxx.....58	1987	McGwire.....49
1953	Philly.....9	1999	Phillips.....4	1933	Foxx.....48	1988	Canseco.....42
1954	Finigan.....6		Tejada.....4	1934	Foxx.....44	1989	McGwire.....33
	Valo.....6	2000	Piatt.....5	1935	Foxx.....36	1990	McGwire.....39
1955	Power.....10	2001	Damon.....4	1936	Johnson.....25	1991	Canseco.....44
1956	Simpson.....11		Long.....4	1937	Moses.....25	1992	McGwire.....42
1957	Simpson.....6	2002	four players tied...4		Johnson.....25	1993	Sierra.....22
	DeMaestri.....6	2003	Byrnes.....9	1938	Johnson.....30	1994	Sierra.....23
1958	Tuttle.....9	2004	Dye.....4	1939	Johnson.....23	1995	McGwire.....39
1959	Maris.....7	2005	Ellis.....5	1940	Johnson.....31	1996	McGwire.....52
1960	Siebern.....6	2006	Scutaro.....6	1941	Chapman.....25	1997	McGwire.....34
1961	Lumpe.....9	2007	Buck.....5	1942	Johnson.....13	1998	Giambi.....27
1962	Cimoli.....15	2008	Barton.....5	1943	Estalella.....11	1999	Stairs.....38
1963	Cimoli.....11	2009	Davis.....5	1944	Hayes.....13	2000	Giambi.....43
1964	Green.....5	2010	Pennington.....8	1945	Estalella.....8	2001	Giambi.....38
	Mathews.....5	2011	Weeks.....8	1946	Chapman.....20	2002	Chavez.....34
1965	Campaneris.....12	2012	Weeks.....8	1947	Chapman.....14		Tejada.....34
1966	Campaneris.....10	2013	Céspedes.....4	1948	Joost.....16	2003	Chavez.....29
1967	Campaneris.....6	2014	Reddick.....7	1949	Chapman.....24	2004	Chavez.....29
	Monday.....6	2015	Burns.....9	1950	Chapman.....23	2005	Chavez.....27
1968	Campaneris.....9	2016	Burns.....4	1951	Zernial.....33	2006	Thomas.....39
1969	Green.....6		Crisp.....4	1952	Zernial.....29	2007	Cust.....26
1970	Monday.....7	2017	Lowrie.....3	1953	Zernial.....42	2008	Cust.....33
1971	Monday.....4			1954	Wilson.....15	2009	Cust.....25
	Rudi.....4			1955	Zernial.....30	2010	Kouzmanoff.....16
1972	Rudi.....9			1956	Simpson.....21	2011	Willingham.....29
1973	Campaneris.....6			1957	Zernial.....27	2012	Reddick.....32
1974	Campaneris.....8			1958	Cerv.....38	2013	Moss.....30

CONSECUTIVE GAMES WITHOUT BEING NO-HIT

When the Cincinnati Reds were no-hit by the Cubs Jake Arrieta on April 21, 2016, the A's took over the longest active streak of consecutive games with one or more hits, a streak that reached 4,221 at the conclusion of the 2017 season. The streak is fourth longest in American League history and would need to last another nine years before breaking the record set of 5,550 set by Kansas City from May 16, 1973 to May 18, 2008. The last time the A's were no-hit was July 13, 1991 when Bob Milacki, Mike Flanagan, Mark Williamson and Gregg Olson combined to no-hit Oakland for Baltimore.

Athletics Year-By-Year Batting Leaders, continued

2014	Donaldson	29
2015	Reddick	20
2016	Davis	42
2017	K. Davis	43

Runs Batted In

1901	Lajoie	125
1902	Cross	108
1903	Cross	90
1904	Murphy	77
1905	Davis	83
1906	Davis	96
1907	Davis	87
1908	Murphy	66
1909	Baker	85
1910	Collins	81
1911	Baker	115
1912	Baker	130
1913	Baker	117
1914	McInnis	95
1915	Lajoie	61
1916	McInnis	60
1917	Bodie	74
1918	Burns	70
1919	Walker	64
1920	Walker	82
1921	Walker	101
1922	Walker	99
1923	Hauser	94
1924	Hauser	115
1925	Simmons	129
1926	Simmons	109
1927	Simmons	108
1928	Simmons	107
1929	Simmons	157
1930	Simmons	165
1931	Simmons	128
1932	Foxx	169
1933	Foxx	163
1934	Foxx	130
1935	Foxx	115
1936	Johnson	121
1937	Johnson	108
1938	Johnson	113
1939	Johnson	114
1940	Johnson	103
1941	Johnson	107
1942	Johnson	80
1943	Estalella	63
1944	Hayes	78
1945	Kell	56
1946	Chapman	67
1947	Chapman	83
1948	Majeski	120
1949	Chapman	108
1950	Chapman	95
1951	Zernial	125
1952	Zernial	100
1953	Zernial	108
1954	Zernial	62
1955	Zernial	84
1956	Simpson	105
1957	Zernial	69
1958	Cerv	104
1959	Cerv	87

1960	Siebern	69
1961	Siebern	98
1962	Siebern	117
1963	Siebern	83
1964	Colavito	102
1965	Harrelson	66
1966	Green	62
1967	Monday	58
1968	Jackson	74
1969	Jackson	118
1970	Bando	75
1971	Bando	94
1972	Bando	77
1973	Jackson	117
1974	Bando	103
1975	Jackson	104
1976	Rudi	94
1977	Page	75
1978	Page	70
1979	Revering	77
1980	Armas	109
1981	Armas	76
1982	Murphy	94
1983	Murphy	75
1984	Kingman	118
1985	Kingman	91
1986	Canseco	117
1987	McGwire	118
1988	Canseco	124
1989	Parker	97
1990	McGwire	108
1991	Canseco	122
1992	McGwire	104
1993	Sierra	101
1994	Sierra	92
1995	McGwire	90
1996	McGwire	113
1997	McGwire	81
	Giambi	81
1998	Giambi	110
1999	Giambi	123
2000	Giambi	137
2001	Giambi	120
2002	Tejada	131
2003	Tejada	106
2004	Durazo	88
2005	Chavez	101
2006	Thomas	114
2007	Cust	82
2008	Cust	77
2009	Suzuki	88
2010	Suzuki	71
	Kouzmanoff	71
2011	Willingham	98
2012	Reddick	85
2013	Donaldson	93
2014	Donaldson	98
2015	Reddick	77
2016	Davis	102
2017	K. Davis	110

Slugging Percentage

1901	Lajoie	.635
1902	Seybold	.503
1903	Seybold	.462

1904	Davis	.511
1905	Davis	.422
1906	Davis	.459
1907	Davis	.399
1908	Collins	.379
1909	Collins	.449
1910	Murphy	.436
1911	Baker	.502
1912	Baker	.541
1913	Baker	.492
1914	Collins	.452
1915	Strunk	.427
1916	Strunk	.421
1917	Bodie	.418
1918	Burns	.467
1919	Walker	.450
1920	Dugan	.442
1921	Walker	.504
1922	Miller	.553
1923	Hauser	.473
1924	Hauser	.516
1925	Simmons	.596
1926	Simmons	.566
1927	Simmons	.645
1928	Simmons	.558
1929	Simmons	.642
1930	Simmons	.708
1931	Simmons	.641
1932	Foxx	.749
1933	Foxx	.703
1934	Foxx	.653
1935	Foxx	.636
1936	Johnson	.525
1937	Johnson	.556
1938	Johnson	.552
1939	Johnson	.553
1940	Johnson	.514
1941	Chapman	.543
1942	Johnson	.451
1943	Siebert	.328
1944	Siebert	.423
1945	Estalella	.435
1946	Chapman	.429
1947	Fain	.423
1948	Majeski	.454
1949	Chapman	.455
1950	Lehner	.436
1951	Zernial	.525
1952	Zernial	.452
1953	Zernial	.559
1954	Finagan	.421
1955	Zernial	.508
1956	Simpson	.490
1957	Zernial	.471
1958	Cerv	.592
1959	Cerv	.479
1960	Siebern	.471
1961	Siebern	.475
1962	Siebern	.495
1963	Siebern	.410
1964	Colavito	.507
1965	Harrelson	.429
1966	Campaneris	.369
1967	Monday	.419
1968	Jackson	.452

1969	Jackson	.608
1970	Mincher	.460
1971	Jackson	.508
1972	Epstein	.490
1973	Jackson	.531
1974	Jackson	.514
1975	Jackson	.511
1976	Tenace	.458
1977	Page	.521
1978	Page	.459
1979	Revering	.483
1980	Armas	.500
1981	Armas	.480
1982	Armas	.433
1983	Lopes	.423
1984	Kingman	.505
1985	Davis	.484
1986	Canseco	.457
1987	McGwire	.618
1988	Canseco	.569
1989	McGwire	.467
1990	R. Henderson	.577
1991	Canseco	.556
1992	McGwire	.585
1993	R. Henderson	.553
1994	Berroa	.485
1995	McGwire	.685
1996	McGwire	.730
1997	Giambi	.495
1998	Stairs	.511
1999	Jaha	.556
2000	Giambi	.647
2001	Giambi	.660
2002	Chavez	.513
2003	Chavez	.514
2004	Durazo	.523
2005	Chavez	.466
2006	Thomas	.545
2007	Cust	.504
2008	Cust	.476
2009	Suzuki	.421
2010	Willingham	.405
2011	Willingham	.477
2012	Céspedes	.505
2013	Moss	.522
2014	Donaldson	.456
2015	Reddick	.449
2016	Davis	.524
2017	K. Davis	.528

Walks

1901	Seybold	.40
1902	Hartsel	.87
1903	Pickering	.53
1904	Hartsel	.75
1905	Hartsel	.121
1906	Hartsel	.88
1907	Hartsel	.106
1908	Hartsel	.93
1909	Collins	.62
1910	Hartsel	.58
1911	Collins	.62
1912	Collins	.101
1913	Collins	.85
1914	Collins	.97

1915 Schang.....66	1980 Henderson.....117	1936 Johnson.....71	2001 Long.....103
1916 Strunk.....66	1981 Murphy.....73	1937 Peters.....59	2002 Chavez.....119
1917 Strunk.....68	1982 Henderson.....116	1938 Chapman.....94	2003 Durazo.....105
1918 Jamieson.....54	1983 Henderson.....103	1939 Nagel.....86	2004 Crosby.....141
1919 Witt.....46	1984 Henderson.....88	1940 Chapman.....96	2005 Chavez.....129
1920 Dykes.....52	1985 Murphy.....84	1941 Johnson.....75	2006 Swisher.....152
1921 Witt.....77	1986 Phillips.....76	1942 Johnson.....61	2007 Cust.....164
1922 Walker.....61	1987 McGwire.....71	1943 White.....51	2008 Cust.....197
1923 Hauser.....94	1988 Canseco.....78	1944 Estalella.....60	2009 Cust.....185
1924 Hauser.....56	1989 McGwire.....83	1945 Estalella.....46	2010 Cust.....127
1925 Bishop.....87	1990 McGwire.....110	1946 Chapman.....66	2011 Willingham.....150
1926 Bishop.....116	1991 R. Henderson.....98	1947 Joost.....110	2012 Reddick.....151
1927 Bishop.....105	1992 R. Henderson.....95	1948 Joost.....87	2013 Moss.....140
1928 Bishop.....97	1993 R. Henderson.....85	1949 Joost.....80	2014 Moss.....153
1929 Bishop.....128	1994 Henderson.....72	1950 Chapman.....79	2015 Lawrie.....144
1930 Bishop.....128	1995 McGwire.....88	1951 Zernial.....99	2016 Davis.....166
1931 Bishop.....112	1996 McGwire.....116	1952 Joost.....94	2017 K. Davis.....195
1932 Foxx.....116	1997 McGwire.....58	1953 Zernial.....79	
1933 Bishop.....106	1998 Henderson.....118	1954 Finigan.....66	Stolen Bases
Cochrane.....106	1999 Giambi.....105	1955 Zernial.....90	1901 Fultz.....36
1934 Foxx.....111	2000 Giambi.....137	1956 Simpson.....82	1902 Hartsel.....47
1935 Foxx.....114	2001 Giambi.....129	1957 Zernial.....84	1903 Pickering.....40
1936 Johnson.....88	2002 Justice.....70	1958 DeMaestri.....84	1904 Murphy.....22
1937 Johnson.....98	2003 Durazo.....100	1959 Cerv.....87	1905 Hoffman.....46
1938 Werber.....93	2004 Chavez.....95	1960 Williams.....68	1906 Hartsel.....31
1939 Johnson.....99	2005 Chavez.....58	Siebern.....68	1907 Oldring.....29
1940 Johnson.....83	2006 Swisher.....97	1961 Siebern.....91	1908 Davis.....20
1941 Johnson.....95	2007 Cust.....105	1962 Cimoli.....89	1909 Collins.....67
McCoy.....95	2008 Cust.....111	1963 Siebern.....82	1910 Collins.....81
1942 Johnson.....82	2009 Cust.....93	1964 Mathews.....143	1911 Collins.....38
1943 White.....61	2010 Barton.....110	1965 Harrelson.....112	Baker.....38
1944 Siebert.....62	2011 Matsui.....56	1966 Green.....101	1912 Collins.....63
1945 Estalella.....74	Willingham.....56	1967 Monday.....107	1913 Collins.....54
1946 McQuinn.....64	2012 Reddick.....55	1968 Jackson.....171	1914 Collins.....58
1947 Joost.....114	2013 Donaldson.....76	1969 Jackson.....142	1915 Walsh.....22
1948 Joost.....119	2014 Donaldson.....76	1970 Jackson.....135	1916 Walsh.....27
1949 Joost.....149	2015 Vogt.....56	1971 Jackson.....161	1917 McInnis.....18
1950 Fain.....133	2016 Semien.....51	1972 Jackson.....125	1918 Kopp.....22
1951 Joost.....106	2017 K. Davis.....73	1973 Jackson.....116	1919 Kopp.....16
1952 Joost.....122	Lowrie.....73	1974 Jackson.....105	1920 Walker.....9
1953 Robinson.....63		Tenace.....105	1921 Witt.....16
1954 Finigan.....64	Strikeouts	1975 Jackson.....133	1922 Miller.....10
1955 Finigan.....61	1913 Murphy.....44	1976 North.....95	Galloway.....10
1956 Lopez.....63	Schang.....44	1977 Gross.....84	1923 Mathews.....46
1957 Lopez.....41	1914 Murphy.....46	1978 Page.....95	1924 Simmons.....16
1958 Tuttle.....74	1915 Walsh.....64	1979 Page.....93	1925 Galloway.....16
1959 Maris.....58	1916 Witt.....71	1980 Armas.....123	1926 Simmons.....10
1960 Siebern.....72	1917 Grover.....53	1981 Armas.....115	1927 Cobb.....22
1961 Howser.....92	1918 Dugan.....55	1982 Armas.....128	1928 Miller.....10
1962 Siebern.....110	Kopp.....55	1983 Murphy.....105	1929 Miller.....24
1963 Siebern.....79	1919 Thomas.....52	1984 Kingman.....119	1930 Miller.....13
1964 Causey.....88	1920 Dykes.....73	1985 Murphy.....123	1931 Miller.....5
1965 Harrelson.....66	1921 Dykes.....75	1986 Canseco.....175	1932 McNair.....8
1966 Hershberger.....47	1922 Dykes.....98	1987 Canseco.....157	Dykes.....8
1967 Gosger.....53	1923 Hauser.....52	1988 Canseco.....128	1933 Johnson.....8
1968 Monday.....72	1924 Simmons.....60	1989 D. Henderson...131	Cochrane.....8
1969 Jackson.....114	1925 Dykes.....49	1990 Canseco.....158	1934 Johnson.....12
1970 Bando.....118	1926 Simmons.....49	1991 Canseco.....152	1935 Warstler.....8
1971 Bando.....86	1927 Hale.....32	1992 McGwire.....105	1936 Newsome.....13
1972 Epstein.....68	1928 Hauser.....45	1993 D. Henderson...113	1937 Werber.....35
1973 Tenace.....101	1929 Foxx.....70	1994 Javier.....76	1938 Werber.....19
1974 Tenace.....110	1930 Foxx.....66	1995 Berroa.....98	1939 Johnson.....15
1975 Tenace.....106	1931 Foxx.....84	1996 Berroa.....122	1940 Hayes.....9
1976 Tenace.....81	1932 Foxx.....96	1997 Canseco.....122	1941 Chapman.....6
1977 Gross.....86	1933 Foxx.....93	1998 Grieve.....123	Johnson.....6
1978 Page.....53	1934 Foxx.....75	1999 Jaha.....129	1942 Valo.....13
1979 Murphy.....83	1935 Foxx.....99	2000 Grieve.....130	

Athletics Year-By-Year Batting Leaders, continued

1943 Welaj12	1962 Charles.....20	1983 Henderson108	2003 Byrnes10
White.....12	1963 Tartabull.....16	1984 Henderson 66	Tejada.....10
1944 Garrison.....10	1964 Charles.....12	1985 Collins.....29	2004 Byrnes.....17
1945 Peck.....5	1965 Campaneris 51	1986 Griffin.....33	2005 Kendall..... 8
1946 Valo.....9	1966 Campaneris 52	1987 Polonia.....29	2006 Kendall.....11
1947 Valo.....11	1967 Campaneris 55	1988 Canseco.....40	2007 Stewart.....11
1948 Fain.....10	1968 Campaneris 62	1989 R. Henderson.....52	2008 Davis.....25
Valo.....10	1969 Campaneris.....62	1990 R. Henderson 65	2009 Davis.....41
1949 Valo.....14	1970 Campaneris 42	1991 R. Henderson 58	2010 Davis.....50
1950 Valo.....12	1971 Campaneris.....34	1992 R. Henderson.....48	2011 Crisp..... 49
1951 Valo.....11	1972 Campaneris 52	1993 R. Henderson.....31	2012 Crisp.....39
1952 Valo.....12	1973 North.....53	1994 Javier.....24	2013 Crisp.....21
1953 Philley.....13	1974 North..... 54	1995 Javier.....36	2014 Gentry.....20
1954 Jacobs.....17	1975 Washington.....40	1996 Battle.....10	2015 Burns.....26
1955 Valo.....5	1976 North..... 75	1997 McDonald.....13	2016 Burns.....26
1956 Pilarcik.....9	1977 Page.....42	1998 Henderson 66	2017 R. Davis.....26
1957 Martin.....7	1978 Dilone.....50	1999 Phillips.....11	
1958 Tuttle.....7	1979 Henderson.....33	Velarde.....11	Bold denotes tied or led
1959 Tuttle.....10	1980 Henderson100	2000 Velarde.....9	league
1960 Snyder.....7	1981 Henderson 56	2001 Damon.....27	
1961 Howser.....37	1982 Henderson130	2002 Chavez.....8	

ATHLETICS YEAR-BY-YEAR PITCHING LEADERS

Wins	1937 Kelley.....13	1971 Blue.....24	2006 Blanton.....16
1901 Fraser.....20	1938 Caster.....16	1972 Hunter.....21	Zito.....16
1902 Waddell.....24	1939 Nelson.....10	1973 Holtzman.....21	2007 Haren.....15
1903 Plank.....23	1940 Babich.....14	Hunter.....21	2008 Duchschere.....10
1904 Plank.....26	1941 Knott.....13	1974 Hunter..... 25	2009 Anderson.....11
1905 Waddell..... 26	1942 Marchildon.....17	1975 Blue.....22	2010 Cahill.....18
1906 Plank.....19	1943 Flores.....12	1976 Blue.....18	2011 Gonzalez.....16
1907 Plank.....24	1944 Christopher.....14	1977 Blue.....14	2012 Milone.....13
1908 Vickers.....18	1945 Christopher.....13	1978 Johnson.....11	Parker.....13
1909 Plank.....19	1946 Marchildon.....13	1979 Langford.....12	2013 Colon.....18
1910 Coombs..... 31	1947 Marchildon.....19	1980 Norris.....22	2014 Kazmir.....15
1911 Coombs..... 38	1948 Fowler.....15	1981 McCatty.....14	2015 Gray.....14
1912 Plank.....26	1949 Kellner.....20	1982 Langford.....11	2016 Graveman.....10
1913 Bender.....21	1950 Hooper.....15	Keough.....11	2017 Manaea.....12
1914 Bender.....17	1951 Shantz.....18	1983 Codiroli.....12	
Bush.....17	1952 Shantz..... 24	1984 Burris.....13	Losses
1915 Wyckoff.....10	1953 Kellner.....11	1985 Codiroli.....14	1901 Fraser.....15
1916 Bush.....15	Byrd.....11	1986 Young.....13	1902 Plank.....15
1917 Bush.....11	1954 Portocarrero.....9	1987 Stewart..... 20	1903 Plank.....16
1918 Perry.....21	1955 Ditmar.....12	1988 Stewart.....21	Waddell.....16
1919 Johnson.....9	1956 Ditmar.....12	1989 Stewart.....21	1904 Plank.....17
Kinney.....9	1957 Trucks.....9	1990 Welch..... 27	Waddell.....17
1920 Perry.....11	Morgan.....9	1991 Moore.....17	Henley.....17
1921 Rommel.....16	1958 Garver.....12	1992 Moore.....17	1905 Plank.....12
1922 Rommel..... 27	1959 Daley.....16	1993 Witt.....14	Henley.....12
1923 Rommel.....18	1960 Daley.....16	1994 Darling.....10	1906 Waddell.....16
1924 Rommel.....18	1961 Bass.....11	1995 Stottlemire.....14	1907 Plank.....16
1925 Rommel..... 21	1962 Rakow.....14	1996 Wasdin.....8	1908 Vickers.....19
1926 Grove.....13	1963 Wickersham.....12	1997 Small.....9	1909 Morgan.....11
1927 Grove.....20	Pena.....12	1998 Rogers.....16	Coombs.....11
1928 Grove..... 24	1964 Pena.....12	1999 Heredia.....13	1910 Morgan.....12
1929 Earnshaw..... 24	1965 Sheldon.....10	2000 Hudson..... 20	1911 Coombs.....12
1930 Grove.....28	Talbot.....10	2001 Mulder..... 21	1912 Brown.....11
1931 Grove..... 31	1966 Krausse.....14	2002 Zito..... 23	1913 Brown.....11
1932 Grove.....25	1967 Hunter.....13	2003 Hudson.....16	1914 Bush.....12
1933 Grove..... 24	1968 Odorn.....16	2004 Mulder.....17	1915 Wyckoff..... 22
1934 Marcum.....14	1969 Odorn.....15	2005 Haren.....14	1916 Bush..... 24
1935 Marcum.....17	Dobson.....15	Zito.....14	1917 Bush.....17
1936 Kelley.....15	1970 Hunter.....18		1918 Perry..... 19

1919	Naylor18
1920	Perry25
1921	Rommel23
1922	Harriss20
1923	Rommel19
1924	Rommel15
1925	Walberg14
1926	Grove13
1927	Grove13
1928	Walberg12
1929	Walberg11
1930	Earnshaw13
1931	Walberg12
1932	Earnshaw13
	Mahaffey13
1933	Walberg13
1934	Cain17
1935	Dietrich13
1936	Rhodes20
1937	Kelley21
1938	Caster20
1939	Ross14
1940	Caster19
1941	Marchildon15
1942	Wolff15
	Harris15
1943	Harris21
1944	Newsom15
1945	Newsom20
1946	Marchildon16
	Knerr16
	Fowler16
1947	Flores13
1948	Marchildon15
1949	Coleman14
1950	Kellner20
1951	Kellner14
1952	Byrd15
	Hooper15
1953	Byrd20
1954	Portocarrero18
1955	Ditmar12
1956	Ditmar22
1957	Garver13
1958	Terry13
1959	Daley13
	Garver13
1960	Daley16
1961	Archer15
1962	Rakow17
1963	Pena20
1964	Segui17
1965	O'Donoghue18
1966	Hunter11
1967	Hunter17
	Nash17
	Krause17
1968	Dobson14
1969	Hunter15
1970	Dobson15
1971	Odum12
1972	Holtzman11
1973	Holtzman13
1974	Holtzman17
1975	Holtzman14
1976	Blue13

1977	Langford19
	Blue19
1978	Keough15
1979	Keough17
1980	Kingman20
1981	Langford10
1982	Keough18
1983	Codioli12
1984	McCatty14
1985	Codioli14
1986	Rijo11
1987	Stewart13
1988	Stewart12
1989	Moore11
1990	Moore15
1991	Welch13
1992	Moore12
1993	Witt13
1994	Darling11
1995	Van Poppel8
1996	Johns12
1997	Karsay12
1998	Candiotti16
1999	Haynes12
2000	Appier11
	Heredia11
2001	Hudson9
2002	Lidle10
2003	Zito12
2004	Redman12
2005	Zito13
2006	Haren13
2007	Gaudin13
2008	Smith16
2009	Cahill13
2010	Braden14
2011	Cahill14
2012	Ross11
2013	Griffin10
2014	Gray10
2015	Chavez15
2016	Graveman11
	Gray11
2017	Gossett11
ERA		
1901	Plank3.31
1902	Waddell2.05
1903	Plank2.38
1904	Waddell1.62
1905	Waddell1.48
1906	Waddell2.21
1907	Bender2.05
1908	Coombs2.00
1909	Krause1.39
1910	Coombs1.30
1911	Plank2.10
1912	Plank2.21
1913	Bender2.21
1914	Bender2.26
1915	Wyckoff3.52
1916	Bush2.57
1917	Bush2.47
1918	Perry1.98
1919	Naylor3.34
1920	Rommel2.84
1921	Rommel3.95

1922	Rommel3.28
1923	Rommel3.27
1924	Baumgartner2.88
1925	Gray3.39
1926	Grove2.51
1927	Quinn3.18
1928	Grove2.57
1929	Grove2.82
1930	Grove2.54
1931	Grove2.05
1932	Grove2.84
1933	Grove3.21
1934	Cain4.40
1935	Marcum4.07
1936	Kelley3.87
1937	Smith3.93
1938	Caster4.36
1939	Nelson4.77
1940	Babich3.73
1941	Marchildon3.57
1942	Wolff3.32
1943	Flores3.12
1944	Newsom2.82
1945	Christopher3.17
1946	Flores2.32
1947	Fowler2.81
1948	Fowler3.78
1949	Fowler3.74
1950	Brissie4.02
1951	Shantz3.95
1952	Shantz2.48
1953	Fricano3.88
1954	Portocarrero4.06
1955	Kellner4.20
1956	Gorman3.84
1957	Trucks3.03
1958	Herbert3.50
1959	Daley3.17
1960	Herbert3.27
1961	Archer3.20
1962	Rakow4.25
1963	Drabowsky3.05
1964	Pena4.44
1965	O'Donoghue4.14
1966	Krause2.98
1967	Hunter2.80
1968	Nash2.28
1969	Odum2.92
1970	Segui2.56
1971	Blue1.82
1972	Hunter2.04
1973	Holtzman2.97
1974	Hunter2.49
1975	Blue3.01
1976	Blue2.35
1977	Blue3.83
1978	Keough3.24
1979	McCatty4.22
1980	Norris2.53
1981	McCatty2.32
1982	McCatty3.99
1983	Krueger3.61
1984	Burris3.15
1985	Sutton3.89
1986	Haas2.74
1987	Stewart3.68
1988	Stewart3.23

1989	Moore2.61
1990	Stewart2.56
1991	Moore2.96
1992	Welch3.27
1993	Witt4.29
1994	Ontiveros2.65
1995	Ontiveros4.37
1996	Prieto4.15
1997	Small4.28
1998	Rogers3.17
1999	Hudson3.23
2000	Heredia4.12
2001	Hudson3.37
2002	Zito2.75
2003	Hudson2.70
2004	Hudson3.53
2005	Blanton3.53
2006	Zito3.83
2007	Haren3.07
2008	Smith4.16
2009	Anderson4.06
2010	Cahill2.97
2011	Gonzalez3.12
2012	Parker3.47
2013	Colón2.65
2014	Gray3.08
2015	Gray2.73
2016	Graveman4.11
2017	Manaea4.37

Games

1901	Fraser40
1902	Plank36
1903	Plank43
1904	Waddell46
1905	Waddell46
1906	Waddell43
1907	Waddell44
1908	Vickers53
1909	Plank34
	Bender34
1910	Coombs45
1911	Coombs47
1912	Coombs40
1913	Bender48
1914	Bush38
	Shawkey38
1915	Wyckoff43
1916	Myers44
1917	Myers38
1918	Perry44
1919	Kinney43
1920	Perry42
	Naylor42
1921	Rommel46
1922	Rommel51
1923	Rommel56
1924	Rommel43
1925	Walberg53
1926	Pate47
1927	Grove51
1928	Rommel43
1929	Earnshaw44
1930	Grove50
1931	Walberg44
1932	Grove44
1933	Grove45

Athletics Year-By-Year Pitching Leaders, continued

1934	Cascarella	42
1935	Dietrich	43
1936	Kelley	35
	Rhodes	35
1937	Kelley	41
1938	Smith	43
1939	Dean	54
1940	Heusser	41
1941	Ferrick	36
1942	Marchildon	38
1943	Wolff	41
1944	Berry	53
1945	Berry	52
1946	Savage	40
1947	Christopher	44
	Savage	44
1948	Harris	45
1949	Kellner	38
	Scheib	38
1950	Brissie	46
1951	Scheib	46
1952	Hooper	43
1953	Martin	58
1954	Burtschy	38
1955	Gorman	57
1956	Crimian	54
1957	Trucks	48
1958	Gorman	50
1959	Grim	40
1960	Kutyna	51
1961	Kunkel	58
1962	Wyatt	59
1963	Wyatt	63
1964	Wyatt	81
1965	Dickson	68
1966	Aker	66
1967	Aker	57
1968	Aker	54
1969	Lindblad	60
	Fingers	60
1970	Grant	72
1971	Fingers	48
1972	Fingers	65
1973	Fingers	62
1974	Fingers	76
1975	Fingers	75
1976	Fingers	70
1977	Lacey	64
1978	Lacey	74
1979	Heaverlo	62
1980	Lacey	47
1981	Jones	33
1982	Underwood	56
1983	Underwood	51
1984	Caudill	68
1985	Howell	63
1986	Ontiveros	46
1987	Eckersley	54
	Nelson	54
1988	Eckersley	60
1989	Honeycutt	64
1990	Eckersley	63
1991	Eckersley	67
1992	Eckersley	69
1993	Eckersley	64

Games Started

1901	Fraser	37
1902	Plank	32
1903	Plank	40
1904	Waddell	46
1905	Plank	41
1906	Waddell	34
1907	Plank	40
1908	Vickers	33
1909	Plank	33
1910	Coombs	38
1911	Coombs	40
1912	Coombs	32
1913	Brown	35
1914	Shawkey	31
1915	Wyckoff	34
1916	Myers	35
1917	Bush	31
1918	Perry	36
1919	Johnson	25
1920	Naylor	36
1921	Rommel	32
1922	Rommel	33
1923	Hasty	36
1924	Rommel	34
1925	Harris	33
1926	Grove	33
1927	Walberg	34
1928	Grove	31
1929	Grove	37
1930	Earnshaw	39
1931	Walberg	35
1932	Walberg	34
1933	Cain	32
1934	Cain	32

1935	Marcum	27
1936	Rhodes	28
1937	Caster	33
1938	Caster	40
1939	Ross	28
1940	Babich	30
1941	Marchildon	27
1942	Marchildon	31
1943	Flores	27
	Harris	27
1944	Newsom	33
1945	Newsom	34
1946	Marchildon	29
1947	Marchildon	35
1948	Marchildon	30
1949	Coleman	30
1950	Brissie	31
1951	Kellner	29
1952	Shantz	33
	Kellner	33
1953	Byrd	37
1954	Portocarrero	33
1955	Kellner	24
1956	Ditmar	34
1957	Garver	23
1958	Terry	33
1959	Garver	30
1960	Daley	35
1961	Archer	27
1962	Rakow	35
1963	Wickersham	33
1964	Segui	35
1965	Talbot	33
1966	Hunter	25
1967	Hunter	35
1968	Dobson	34
	Hunter	34
1969	Dobson	35
	Hunter	35
1970	Hunter	40
	Dobson	40
1971	Blue	39
1972	Hunter	37
1973	Holtzman	40
1974	Hunter	41
1975	Holtzman	38
	Blue	38
1976	Torrez	39
1977	Blue	38
1978	Keough	32
1979	Langford	29
1980	Langford	33
	Norris	33
1981	Langford	24
1982	Keough	34
1983	Codiroli	31
1984	McCatty	30
1985	Codiroli	37
1986	Young	27
1987	Stewart	37
1988	Stewart	37
1989	Stewart	36
1990	Stewart	36
1991	Stewart	35
	Welch	35

1992	Moore	36
1993	Witt	33
1994	Darling	25
1995	Stottlemire	31
1996	Wengert	25
1997	Karsay	24
1998	Rogers	34
1999	Heredia	33
2000	Heredia	32
	Hudson	32
2001	Hudson	35
	Zito	35
2002	Zito	35
2003	Zito	35
2004	Zito	34
2005	Zito	35
2006	Haren	34
	Zito	34
2007	Blanton	34
	Gaudin	34
	Haren	34
2008	Smith	32
2009	Cahill	32
2010	Gonzalez	33
2011	Cahill	34
2012	Milone	31
2013	Griffin	32
	Parker	32
2014	Gray	33
2015	Gray	31
2016	Graveman	31
2017	Manaea	29

Complete Games

1901	Fraser	35
1902	Plank	31
1903	Waddell	34
1904	Waddell	39
1905	Plank	35
1906	Bender	24
1907	Plank	33
1908	Vickers	21
	Plank	21
1909	Plank	24
	Bender	24
1910	Coombs	35
1911	Coombs	26
1912	Plank	24
1913	Plank	18
1914	Shawkey	18
1915	Wyckoff	30
1916	Myers	31
1917	Bush	17
1918	Perry	30
1919	Naylor	17
1920	Perry	20
	Naylor	20
1921	Rommel	20
1922	Rommel	22
1923	Rommel	19
1924	Rommel	21
1925	Harris	15
1926	Grove	20
1927	Walberg	15
1928	Grove	24

1929 Grove.....21	1992 Darling.....4	1998 Taylor.....33	1946 Marchildon.....227
1930 Grove.....22	1993 Witt.....5	1999 Taylor.....26	1947 Marchildon.....277
1931 Grove.....27	1994 Witt.....5	2000 Irsinghausen.....33	1948 Marchildon.....226
1932 Grove.....27	1995 Ontiveros.....2	2001 Irsinghausen.....34	1949 Kellner.....245
1933 Grove.....21	Stottlemyre.....2	2002 Koch.....44	1950 Brissie.....246
1934 Marcum.....17	1996 Prieto.....2	2003 Foulke.....43	1951 Kellner.....210
1935 Marcum.....19	1997 Oquist.....1	2004 Dotel.....22	1952 Shantz.....280
1936 Kelley.....20	Wengert.....1	2005 Street.....23	1953 Byrd.....237
1937 Caster.....19	1998 Rogers.....7	2006 Street.....37	1954 Portocarrero.....248
1938 Caster.....20	1999 Rogers.....3	2007 Embree.....17	1955 Ditmar.....175
1939 Nelson.....12	2000 Heredia.....2	2008 Street.....18	1956 Ditmar.....254
1940 Babich.....16	Hudson.....2	2009 Bailey.....26	1957 Garver.....145
1941 Marchildon.....14	2001 Mulder.....6	2010 Bailey.....25	1958 Terry.....217
1942 Marchildon.....18	2002 Mulder.....4	2011 Bailey.....24	1959 Daley.....216
1943 Harris.....15	2003 Mulder.....9	2012 Balfour.....24	1960 Herbert.....253
1944 Newsom.....18	2004 Mulder.....5	2013 Balfour.....38	1961 Archer.....205
1945 Christopher.....17	2005 Haren.....3	2014 Doolittle.....22	1962 Rakow.....235
1946 Marchildon.....16	2006 Haren.....2	2015 Clippard.....17	1963 Wickersham.....238
1947 Marchildon.....21	Loaiza.....2	2016 Madson.....30	1964 Pena.....219
1948 Fowler.....16	2007 Blanton.....3	2017 Casilla.....16	1965 Talbot.....198
1949 Kellner.....19	2008 Smith.....2		1966 Krausse.....178
1950 Kellner.....15	2009 Anderson.....1	Innings Pitched	1967 Hunter.....260
Brissie.....15	Tomko.....1	1901 Fraser.....331	1968 Hunter.....234
1951 Shantz.....13	2010 Braden.....5	1902 Plank.....300	1969 Hunter.....247
1952 Shantz.....27	2011 McCarthy.....5	1903 Plank.....336	1970 Dobson.....267
1953 Kellner.....14	2012 Milone.....1	1904 Waddell.....383	1971 Blue.....213
1954 Portocarrero.....16	2013 Colón.....3	1905 Plank.....347	1972 Hunter.....295
1955 Ditmar.....7	2014 Gray.....2	1906 Waddell.....273	1973 Holtzman.....297
1956 Ditmar.....14	Kazmir.....2	1907 Plank.....344	1974 Hunter.....318
1957 Garver.....6	Samardzija.....2	1908 Vickers.....300	1975 Blue.....278
1958 Garver.....10	2015 Gray.....3	1909 Plank.....275	1976 Blue.....298
1959 Daley.....12	2016 Graveman.....2	1910 Coombs.....353	1977 Blue.....279.2
1960 Herbert.....14	2017 Mengden.....1	1911 Coombs.....337	1978 Keough.....197.1
1961 Archer.....9		1912 Coombs.....262	1979 Langford.....219.0
1962 Rakow.....11	Saves	1913 Bender.....237	1980 Langford.....290.0
1963 Drabowsky.....9	1969 Fingers.....12	1914 Shawkey.....237	1981 Langford.....195.1
Pena.....9	1970 Grant.....24	1915 Wyckoff.....276	1982 Langford.....237.1
1964 Pena.....5	1971 Fingers.....17	1916 Myers.....315	1983 Codiroli.....205.2
1965 Segui.....5	1972 Fingers.....21	1917 Bush.....233	1984 Burris.....211.2
1966 Nash.....5	1973 Fingers.....22	1918 Perry.....332	1985 Codiroli.....226.0
1967 Hunter.....13	1974 Fingers.....18	1919 Naylor.....205	1986 Young.....198.0
1968 Nash.....12	1975 Fingers.....24	1920 Perry.....264	1987 Stewart.....261.1
1969 Dobson.....11	1976 Fingers.....20	1921 Rommel.....285	1988 Stewart.....275.2
1970 Dobson.....13	1977 Bair.....7	1922 Rommel.....294	1989 Stewart.....257.2
1971 Blue.....24	Lacey.....7	1923 Rommel.....298	1990 Stewart.....267.0
1972 Holtzman.....16	1978 Sosa.....4	1924 Rommel.....278	1991 Stewart.....226.0
Hunter.....16	1979 Heaverlo.....9	1925 Rommel.....261	1992 Moore.....223.0
1973 Holtzman.....16	1980 Lacey.....6	1926 Grove.....258	1993 Witt.....220.0
1974 Hunter.....23	1981 Beard.....3	1927 Grove.....262	1994 Darling.....160.0
1975 Holtzman.....13	Jones.....3	1928 Grove.....262	1995 Stottlemyre.....209.2
Blue.....13	1982 Beard.....11	1929 Grove.....275	1996 Wengert.....161.1
1976 Blue.....20	1983 Beard.....10	1930 Earnshaw.....296	1997 Wengert.....134.0
1977 Blue.....16	1984 Caudill.....36	1931 Walberg.....291	1998 Rogers.....238.2
1978 Johnson.....7	1985 Howell.....29	1932 Grove.....292	1999 Heredia.....200.1
1979 Langford.....14	1986 Howell.....16	1933 Grove.....275	2000 Hudson.....202.1
1980 Langford.....28	1987 Eckersley.....16	1934 Marcum.....232	2001 Hudson.....235.0
1981 Langford.....18	Howell.....16	1935 Marcum.....243	2002 Hudson.....238.1
1982 Langford.....15	1988 Eckersley.....45	1936 Kelley.....235	2003 Hudson.....240.0
1983 Codiroli.....7	1989 Eckersley.....33	1937 Caster.....232	2004 Mulder.....225.2
1984 Burris.....5	1990 Eckersley.....48	1938 Caster.....281	2005 Zito.....228.1
1985 Codiroli.....4	1991 Eckersley.....43	1939 Nelson.....198	2006 Haren.....223.0
1986 Andujar.....7	1992 Eckersley.....51	1940 Babich.....229	2007 Blanton.....230.0
1987 Stewart.....8	1993 Eckersley.....36	1941 Marchildon.....204	2008 Smith.....190.1
1988 Stewart.....14	1994 Eckersley.....19	1942 Marchildon.....244	2009 Cahill.....178.2
1989 Stewart.....8	1995 Eckersley.....29	1943 Flores.....231	2010 Gonzalez.....200.2
1990 Stewart.....11	1996 Taylor.....17	1944 Newsom.....265	2011 Cahill.....207.2
1991 Welch.....7	1997 Taylor.....23	1945 Newsom.....257	2012 Milone.....190.0

Athletics Year-By-Year Pitching Leaders, continued

2013 Griffin.....200.0
 2014 Gray.....219.0
 2015 Gray.....208.0
 2016 Graveman.....186.0
 2017 Manaea.....158.2

Strikeouts

1901 Fraser.....110
 1902 Waddell.....210
 1903 Waddell.....302
 1904 Waddell.....349
 1905 Waddell.....287
 1906 Waddell.....196
 1907 Waddell.....232
 1908 Dygert.....164
 1909 Bender.....161
 1910 Coombs.....224
 1911 Coombs.....185
 1912 Coombs.....120
 1913 Plank.....151
 1914 Plank.....110
 1915 Wyckoff.....157
 1916 Myers.....182
 1917 Bush.....121
 1918 Perry.....81
 1919 Kinney.....97
 1920 Naylor.....90
 1921 Harriss.....92
 1922 Harriss.....102
 1923 Harriss.....89
 1924 Rommel.....72
 1925 Grove.....116
 1926 Grove.....194
 1927 Grove.....174
 1928 Grove.....183
 1929 Grove.....170
 1930 Grove.....209
 1931 Grove.....175
 1932 Grove.....188
 1933 Grove.....114
 1934 Marcum.....92
 1935 Marcum.....99
 1936 Kelley.....82
 1937 Caster.....100
 1938 Caster.....112
 1939 Nelson.....75
 1940 Babich.....94
 1941 Marchildon.....74
 1942 Marchildon.....110
 1943 Flores.....113
 1944 Newsom.....142
 1945 Newsom.....127
 1946 Marchildon.....95
 1947 Marchildon.....128
 1948 Brissie.....127
 1949 Brissie.....118
 1950 Brissie.....101
 1951 Kellner.....94
 1952 Shantz.....152
 1953 Byrd.....122
 1954 Portocarrero.....132
 1955 Ditmar.....79
 1956 Ditmar.....126
 1957 Terry.....80

1958 Terry.....134
 1959 Daley.....125
 1960 Daley.....126
 1961 Archer.....110
 1962 Rakow.....159
 1963 Pena.....128
 1964 Pena.....184
 1965 Segui.....119
 1966 Hunter.....103
 1967 Hunter.....196
 1968 Hunter.....172
 1969 Odom.....150
 Hunter.....150
 1970 Hunter.....178
 1971 Blue.....301
 1972 Hunter.....191
 1973 Blue.....158
 1974 Blue.....174
 1975 Blue.....189
 1976 Blue.....166
 1977 Blue.....157
 1978 Keough.....108
 1979 Langford.....101
 1980 Norris.....180
 1981 McCatty.....91
 1982 Norris.....83
 1983 Conroy.....112
 1984 Burris.....93
 1985 Codiroli.....111
 1986 Rijo.....176
 1987 Stewart.....205
 1988 Stewart.....192
 1989 Moore.....172
 1990 Stewart.....166
 1991 Moore.....153
 1992 Stewart.....130
 1993 Witt.....131
 1994 Witt.....111
 1995 Stottlemire.....205
 1996 Reyes.....78
 1997 Karsay.....92
 1998 Rogers.....138
 1999 Hudson.....132
 2000 Hudson.....169
 2001 Zito.....205
 2002 Zito.....182
 2003 Hudson.....162
 2004 Harden.....167
 2005 Zito.....171
 2006 Haren.....176
 2007 Haren.....192
 2008 Eveland.....118
 2009 Anderson.....150
 2010 Gonzalez.....171
 2011 Gonzalez.....197
 2012 Parker.....140
 2013 Griffin.....171
 2014 Gray.....183
 2015 Gray.....169
 2016 Manaea.....124
 2017 Manaea.....140

Walks

1901 Fraser.....132

1902 Husting.....91
 1903 Waddell.....85
 1904 Waddell.....91
 1905 Waddell.....90
 Bender.....90
 1906 Waddell.....92
 1907 Plank.....85
 Dygert.....85
 1908 Dygert.....97
 1909 Coombs.....73
 1910 Morgan.....117
 1911 Coombs.....119
 1912 Coombs.....94
 1913 Houck.....122
 1914 Wyckoff.....103
 1915 Wyckoff.....165
 1916 Myers.....168
 1917 Bush.....111
 1918 Perry.....111
 1919 Kinney.....91
 1920 Naylor.....86
 1921 Moore.....122
 1922 Harriss.....94
 1923 Rommel.....108
 1924 Rommel.....94
 1925 Grove.....131
 1926 Grove.....101
 1927 Walberg.....91
 1928 Earnshaw.....100
 1929 Earnshaw.....125
 1930 Earnshaw.....139
 1931 Walberg.....109
 1932 Walberg.....103
 1933 Cain.....137
 1934 Cain.....128
 1935 Dietrich.....101
 1936 Rhodes.....102
 1937 Caster.....107
 1938 Caster.....117
 1939 Ross.....95
 1940 Babich.....80
 1941 Marchildon.....118
 1942 Marchildon.....140
 1943 Black.....110
 1944 Newsom.....82
 1945 Newsom.....103
 1946 Marchildon.....114
 1947 Marchildon.....141
 1948 Marchildon.....131
 1949 Kellner.....129
 1950 Brissie.....117
 1951 Kellner.....93
 1952 Byrd.....98
 1953 Byrd.....115
 1954 Portocarrero.....114
 1955 Ditmar.....86
 1956 Ditmar.....108
 1957 Trucks.....62
 1958 Garver.....66
 1959 Daley.....62
 Herbert.....62
 1960 Daley.....96
 1961 Walker.....96
 1962 Pfister.....106

1963 Wickersham.....79
 1964 Segui.....94
 1965 Talbot.....86
 1966 Hunter.....64
 1967 Nash.....87
 1968 Odom.....98
 1969 Odom.....112
 1970 Odom.....100
 1971 Blue.....88
 1972 Odom.....87
 1973 Blue.....105
 1974 Blue.....98
 1975 Holtzman.....108
 1976 Torrez.....87
 1977 Blue.....86
 1978 Keough.....85
 1979 Norris.....94
 1980 McCatty.....99
 1981 Norris.....63
 1982 Keough.....101
 1983 Conroy.....98
 1984 Burris.....90
 1985 Birtsas.....91
 1986 Rijo.....108
 1987 Stewart.....105
 1988 Stewart.....110
 1989 Moore.....83
 1990 Moore.....84
 1991 Moore.....105
 Stewart.....105
 1992 Moore.....103
 1993 Witt.....91
 1994 Van Poppel.....89
 1995 Stottlemire.....80
 1996 Johns.....69
 1997 Prieto.....70
 1998 Haynes.....88
 1999 Haynes.....80
 2000 Appier.....102
 2001 Zito.....80
 2002 Zito.....78
 2003 Zito.....88
 2004 Mulder.....83
 2005 Zito.....89
 2006 Zito.....99
 2007 Gaudin.....100
 2008 Smith.....87
 2009 Cahill.....72
 2010 Gonzalez.....92
 2011 Gonzalez.....91
 2012 Parker.....63
 2013 Parker.....63
 2014 Gray.....74
 2015 Gray.....59
 2016 Graveman.....47
 2017 Manaea.....55

Bold denotes tied or lead league

ATHLETICS HOME RUN HISTORY

20 OR MORE HOME RUNS IN A SEASON

NO.	PLAYER	YEAR
58	Jimmie Foxx	1932
52	Mark McGwire	1996
49	Mark McGwire	1987
48	Jimmie Foxx	1933
47	Reggie Jackson	1969
44	Jimmie Foxx	1934
	Jose Canseco	1991
43	Jason Giambi	2000
	Khris Davis	2017
42	Gus Zernial	1953
	Jose Canseco	1988
	Mark McGwire	1992
	Khris Davis	2016
39	Mark McGwire	1990
	Mark McGwire	1995
	Frank Thomas	2006
38	Bob Cerv	1958
	Matt Stairs	1999
	Jason Giambi	2001
37	Tilly Walker	1922
	Jimmie Foxx	1930
	Jose Canseco	1990
36	Al Simmons	1930
	Jimmie Foxx	1935
	Reggie Jackson	1975
	Geronimo Berroa	1996
35	Al Simmons	1932
	Tony Armas	1980
	Dave Kingman	1984
	Dave Kingman	1986
	Terry Steinbach	1996
	John Jaha	1999
	Nick Swisher	2006
34	Al Simmons	1929
	Bob Johnson	1934
	Rocky Colavito	1964
	Mark McGwire	1997
	Eric Chavez	2002
	Miguel Tejada	2002
33	Jimmie Foxx	1929
	Gus Zernial	1951
	Dwayne Murphy	1984
	Jose Canseco	1986
	Mark McGwire	1989
	Jason Giambi	1999
	Jack Cust	2008
32	Reggie Jackson	1971
	Reggie Jackson	1973
	Mark McGwire	1988
	Eric Chavez	2001
	Josh Reddick	2012
31	Bob Johnson	1940
	Sal Bando	1969
	Jose Canseco	1987
	Miguel Tejada	2001
30	Jimmie Foxx	1931
	Bob Johnson	1938
	Gus Zernial	1955
	Dave Kingman	1985
	Miguel Tejada	2000

NO.	PLAYER	YEAR
	Brandon Moss	2013
29	Gus Zernial	1952
	Reggie Jackson	1968
	Sal Bando	1973
	Reggie Jackson	1974
	Gene Tenace	1975
	Eric Chavez	2003
	Eric Chavez	2004
	Josh Willingham	2011
	Josh Donaldson	2014
28	Bob Johnson	1935
	Jim Gentile	1964
	Tony Armas	1982
	Rickey Henderson	1990
	Ben Griev	1999
27	Joe Hauser	1924
	Gus Zernial	1957
	Don Mincher	1970
	Sal Bando	1976
	Dwayne Murphy	1982
	Matt Stairs	1997
	Jason Giambi	1998
	Ben Griev	2000
	Miguel Tejada	2003
	Eric Chavez	2005
	Marcus Semien	2016
26	Mike Epstein	1972
	Gene Tenace	1974
	Matt Stairs	1998
	Eric Chavez	2000
	Jack Cust	2007
	Yoenis Céspedes	2013
25	Bob Johnson	1936
	Bob Johnson	1937
	Wally Moses	1937
	Sam Chapman	1941
	Norm Siebern	1962
	Reggie Jackson	1972
	Dave Henderson	1991
	Jack Cust	2009
	Brandon Moss	2014
	Ryan Healy	2017
	Matt Joyce	2017
24	Al Simmons	1925
	Sam Chapman	1949
	Sal Bando	1971
	Gene Tenace	1973
	Mike Davis	1985
	Dave Henderson	1988
	Jermaine Dye	2002
	Josh Donaldson	2013
	Matt Olson	2017
23	Tilly Walker	1921
	Mickey Cochrane	1932
	Mike Higgins	1935
	Bob Johnson	1939
	Sam Chapman	1940
	Eddie Joost	1949
	Sam Chapman	1950
	Ken Harrelson	1965

NO.	PLAYER	YEAR
	Reggie Jackson	1970
	Billy Williams	1975
	Ruben Sierra	1994
	Jose Canseco	1997
	Jermaine Dye	2004
	Yoenis Céspedes	2012
22	Al Simmons	1931
	Bob Johnson	1941
	Eddie Robinson	1953
	Bert Campaneris	1970
	Sal Bando	1974
	Joe Rudi	1974
	Gene Tenace	1976
	Wayne Gross	1977
	Jeff Newman	1979
	Tony Armas	1981
	Mike Davis	1987
	Dave Parker	1989
	Mark McGwire	1991
	Jose Canseco	1992
	Ruben Sierra	1993
	Geronimo Berroa	1995
	Scott Brosius	1996
	Bobby Crosby	2004
	Erubiel Durazo	2004
	Eric Chavez	2006
	Nick Swisher	2007
	Coco Crisp	2013
	Yonder Alonso	2017
21	Bing Miller	1922
	Bob Johnson	1933
	Harry Simpson	1956
	Joe Rudi	1975
	Mitchell Page	1977
	Miguel Tejada	1999
	Matt Stairs	2000
	Erubiel Durazo	2003
	Ramon Hernandez	2003
	Nick Swisher	2005
	Brandon Moss	2012
20	Frankie Hayes	1939
	Sam Chapman	1946
	Eddie Joost	1952
	Woodie Held	1957
	Bob Cerv	1959
	Sal Bando	1970
	Dwayne Murphy	1985
	Dave Henderson	1990
	Harold Baines	1991
	Dave Henderson	1993
	Jason Giambi	1996
	Jason Giambi	1997
	Eric Byrnes	2004
	Josh Reddick	2015

Athletics Home Run History, continued

HOME RUN LEADERS BY POSITION

Franchise – Career

P	John Odom (1964-75)	12
C	Terry Steinbach (1986-96)	116
1B	Mark McGwire (1986-97)	349
2B	Mark Ellis (2002-11)	84
3B	Eric Chavez (1998-10)	223
SS	Miguel Tejada (1997-03)	156
LF	Bob Johnson (1933-42)	201
CF	Dwayne Murphy (1978-87)	152
RF	Reggie Jackson (1967-75; 87)	225
DH	Dave Kingman (1984-86)	98

Franchise – Season

P	John Odom (1969)	5
C	Terry Steinbach (1996)	34
1B	Jimmie Foxx (1932)	51
2B	Mark Ellis (2007)	19
3B	Eric Chavez (2001)	32
SS	Miguel Tejada (2002)	34
LF	Gus Zernial (1953)	41
CF	Dwayne Murphy (1984)	33
RF	Reggie Jackson (1969)	45
DH	Frank Thomas (2006)	39

GRAND SLAM LEADERS

Franchise – Career

1.	Jimmie Foxx (1925-35)	9
	Sam Chapman (1938-41, 45-51)	9
	Gus Zernial (1951-57)	9
	Mark McGwire (1986-97)	9
5.	Bob Johnson (1933-42)	8
	Terry Steinbach (1986-96)	8
	Jason Giambi (1995-01)	8
8.	Sal Bando (1966-76)	7
	Matt Stairs (1996-00)	7
	Miguel Tejada (1997-03)	7

Franchise – Season

1.	Jason Giambi (2000)	4
2.	Jimmie Foxx (1932)	3
	Jimmie Foxx (1934)	3
	Bob Johnson (1938)	3
	Gus Zernial (1952)	3
	Gene Tenace (1974)	3
	Dave Kingman (1984)	3
	Ben Grieve (2000)	3
	Miguel Tejada (2001)	3
	Brandon Moss (2014)	3

INSIDE-THE-PARK HOME RUN LEADERS

Franchise – Career

1.	Danny Murphy (1902-13)	18
2.	Harry Davis (1901-11; 13-17)	9
	Stuffey McInnis (1909-17)	9
4.	Jimmie Foxx (1925-35)	8
5.	Eddie Collins (1906-14; 27-30)	7

Franchise – Season

1.	Danny Murphy (1904)	4
2.	10 times; last Jimmie Foxx (1931)	3

Oakland – Career

P	John Odom (1968-75)	12
C	Terry Steinbach (1986-96)	116
1B	Mark McGwire (1986-97)	349
2B	Mark Ellis (2002-11)	84
3B	Eric Chavez (1998-10)	223
SS	Miguel Tejada (1997-03)	156
LF	Rickey Henderson (1979-84; 89-95; 98)	156
CF	Dwayne Murphy (1978-87)	152
RF	Reggie Jackson (1968-75; 87)	225
DH	Dave Kingman (1984-86)	98

Oakland – Season

P	John Odom (1969)	5
C	Terry Steinbach (1996)	34
1B	Mark McGwire (1987)	48
2B	Mark Ellis (2007)	19
3B	Eric Chavez (2001)	32
SS	Miguel Tejada (2002)	34
LF	Khris Davis (2017)	34
CF	Dwayne Murphy (1984)	33
RF	Reggie Jackson (1969)	45
DH	Frank Thomas (2006)	39

Oakland – Career

1.	Mark McGwire (1986-97)	9
2.	Terry Steinbach (1986-96)	8
	Jason Giambi (1995-01; 09)	8
4.	Sal Bando (1968-76)	7
	Matt Stairs (1996-00)	7
	Miguel Tejada (1997-03)	7
7.	Gene Tenace (1969-76)	6
8.	Joe Rudi (1968-76; 82)	5
	Dave Kingman (1984-86)	5
	Eric Chavez (1998-10)	5

Oakland – Season

1.	Jason Giambi (2000)	4
2.	Gene Tenace (1974)	3
	Dave Kingman (1984)	3
	Ben Grieve (2000)	3
	Miguel Tejada (2001)	3
	Brandon Moss (2014)	3
7.	27 times; last: Marcus Semien (2017)	2

Oakland – Career

1.	Reggie Jackson (1968-75; 87)	4
2.	18 times	1

Oakland – Season

1.	Reggie Jackson (1968)	2
2.	20 times; last Nick Swisher (2006)	1

PINCH HIT HOME RUN LEADERS

Franchise – Career

1.	Gus Zernial (1951-57)	5
	Jeff Burroughs (1982-84)	5
	Mark McGwire (1986-97)	5
	Terry Steinbach (1986-96)	5
	Mike Aldrete (1993-95)	5
6.	five times	4

Franchise – Season

1.	Jeff Burroughs (1982)	4
2.	Allie Clark (1952)	3
	Kite Thomas (1952)	3
	Bob Cerv (1957)	3
	Frank Fernandez (1970)	3
	Rich McKinney (1977)	3
	Jeff Newman (1978)	3
	Derek Norris (2013)	3

Oakland – Career

1.	Jeff Burroughs (1982-84)	5
	Mark McGwire (1986-87)	5
	Terry Steinbach (1986-96)	5
	Mike Aldrete (1993-95)	5
5.	Matt Stairs (1996-00)	4
	Olmedo Saenz (1999-02)	4
	Derek Norris (2012-14)	4

Oakland – Season

1.	Jeff Burroughs (1982)	4
2.	Frank Fernandez (1970)	3
	Rich McKinney (1977)	3
	Jeff Newman (1978)	3
	Derek Norris (2013)	3
6.	10 times; last: John Jaso (2014)	2

LEAD OFF HOME RUN LEADERS

Franchise – Career

1.	Rickey Henderson (1979-84; 89-95; 98)	43
2.	Eddie Joost (1947-54)	19
3.	Coco Crisp (2010-16)	15
4.	Bert Campaneris (1964-76)	13
5.	Max Bishop (1924-33)	9
6.	Wally Moses (1935-41; 49-51)	7

Franchise – Season

1.	Rickey Henderson (1993)	7
2.	Eddie Joost (1948)	6
	Bert Campaneris (1970)	6
4.	Rickey Henderson (1990)	5
	Rickey Henderson (1991)	5
	Rickey Henderson (1992)	5
	Coco Crisp (2013)	5

Oakland – Career

1.	Rickey Henderson (1979-84; 89-95; 98)	43
2.	Coco Crisp (2010-16)	15
3.	Bert Campaneris (1968-76)	10
4.	Mark Kotsay (2004-07)	5
5.	Matt Joyce (2017)	4
	Eric Byrnes (2000-04)	4
	Tony Phillips (1982-89; 99)	4

Oakland – Season

1.	Rickey Henderson (1993)	7
2.	Bert Campaneris (1970)	6
3.	Rickey Henderson (1990)	5
	Rickey Henderson (1991)	5
	Rickey Henderson (1992)	5
	Coco Crisp (2013)	5

GAME ENDING HOME RUN LEADERS

Franchise – Career

1.	Reggie Jackson (1967-75; 87)	5
	Rickey Henderson (1979-84; 89-95; 98)	5
	Matt Stairs (1996-00)	5
4.	Jimmie Foxx (1925-35)	4
	Al Simmons (1924-32; 40-41; 44)	4
	Dwayne Murphy (1978-87)	4
	Josh Donaldson (2010, 12-14)	4

Franchise – Season

1.	Reggie Jackson (1971)	3
	Dave Kingman (1986)	3
	Matt Stairs (1999)	3
	Josh Donaldson (2014)	3
5.	nine times	2

Oakland – Career

1.	Reggie Jackson (1968-75; 87)	5
	Rickey Henderson (1979-84; 89-95; 98)	5
	Matt Stairs (1996-00)	5
4.	Dwayne Murphy (1978-87)	4
	Josh Donaldson (2010, 12-14)	4
6.	nine times	3

Oakland – Season

1.	Reggie Jackson (1971)	3
	Dave Kingman (1986)	3
	Matt Stairs (1999)	3
	Josh Donaldson (2014)	3
5.	eight times; last: Mark Canha (2017)	2

ATHLETICS MOST ALL-STAR GAME SELECTIONS

9	Mark McGwire
6	Jim Hunter
6	Reggie Jackson
6	Rickey Henderson
5	Bert Campaneris
5	Bob Johnson
5	Jose Canseco

Athletics Home Run History, continued

ATHLETICS GAMES OF SIX OR MORE HOME RUNS

No.	Opponent	H/A	Date	Hitters
8	California	A	June 27, 1996	Berroa, Brosius 2, Giambi, Herrera, McGwire, Steinbach, Young
7	Detroit	H	June 3, 1921	Dugan, Dykes 2, Perkins, Walker, Welch 2
7	Cleveland (2)	A	July 6, 1990	Canseco, R. Henderson 2, Lansford, McGwire 2, Quirk
6	Cleveland	H	July 18, 1980	Armas 2, Essian, Murphy, Page 2
6	Minnesota	H	Aug. 3, 1991	Baines, Canseco, D. Henderson 3, McGwire
6	Boston	H	Aug. 21, 1997	Bellhorn, Canseco, Giambi, McDonald, Spiezio, Young
6	Toronto	H	Aug. 18, 1998	Christenson, Giambi, Spiezio 2, Stairs 2
6	Cleveland	H	Aug. 24, 1999	Hinch, Jaha 2, Spiezio, Velarde 2
6	Tampa Bay	H	Sept. 9, 2000	Ja. Giambi 2, Grieve, Hernandez, Long, Tejada
6	Anaheim	H	Sept. 11, 2003	Byrnes, Chavez 2, Ellis, Hernandez, McMillon
6	Kansas City	A	May 10, 2007	Chavez, Cust 2, Johnson 2, Putnam
6	Arizona	A	June 17, 2008	Ellis 2, Chavez, Crosby, Davis, Suzuki

OPPONENT GAMES OF FIVE OR MORE HOME RUNS

No.	Opponent	H/A	Date	Hitters
7	Seattle	A	Apr. 11, 1985	Cowens, Bradley, Presley, Thomas 3, Henderson
6	Detroit	H	Aug. 17, 1969	Northrup, Wert, Tresh, Kaline 2, Stanley
6	Seattle	A	Aug. 2, 1983	Owen, D. Henderson 2, S. Henderson 2, Ramos
6	California	A	Apr. 23, 1985	Jackson 2, Narron, Schofield, Grich, DeCinces
6	Minnesota	H	Aug. 15, 1993	Brito 2, Puckett 2, Harper, Reboulet
6	Boston	A	Apr. 19, 1994	Vaughn 2, Cooper, Naehring 2, Greenwell
6	Baltimore	A	May 8, 2016	Alvarez, Machado 2, Rickard, Schoop, Trumbo
6	Minnesota	A	May 2, 2017	Dozier 2, Buxton, Castro, Mauer, Sano
5*	Tampa Bay	A	June 9, 2017	Beckham, Dickerson, Morrison, Smith, Souza

*27 times total; game listed most recent

MOST HOME RUNS, INNING – ATHLETICS

No.	Opponent	H/A	Date	Hitters
4	Boston	H	Aug. 21, 1997	Giambi, Young, McDonald, Canseco (3)
4	Tampa Bay	H	Sept. 1, 1999	Tejada, Chavez, Giambi, Jaha (4)
4	Chicago	H	Apr. 27, 2002	Hatteberg, Long, Pena, Menechino (3)

MOST HOME RUNS, INNING – OPPONENTS

No.	Opponent	H/A	Date	Hitters
5	Minnesota	A	June 9, 1966	Rollins, Versalles, Oliva, Mincher, Killebrew (7)
4	Boston	H	Sept. 24, 1940	Williams, Foxx, Cronin, Tabor (6)
4	Boston	H	Aug. 26, 1957	Zauchin, Lepcio, Malzone, Piersall (7)
4	Minnesota	H	May 2, 1964	Oliva, Allison, Hall, Killebrew (11)
4	Minnesota	A	May 16, 1983	Mitchell, Gaetti, Hatcher, Engle (9)
4	Seattle	A	Sept. 21, 1996	Rodriguez, Griffey, Martinez, Sorrento (3)

CONSECUTIVE HOME RUNS - ATHLETICS

No.	Opponent	H/A	Date	Hitters
3	Washington	H	May 2, 1922	Walker, Perkins, Miller
3	Cleveland	H	June 18, 1930	Simmons, Foxx, Miller
3	St. Louis	A	July 17, 1934	Johnson, Foxx, Higgins
3	New York	H	Aug. 19, 1962	Cimoli, Causey, Bryan
3	Minnesota (G1)	H	June 22, 1969	Kubiak, Jackson, Bando
3	Kansas City	H	June 19, 1979	Gross, Revering, Heath
3	Cleveland	A	June 3, 1980	Revering, Page, Armas
3	Cleveland	A	May 16, 1990	Canseco, McGwire, Hassey
3	Cleveland	A	July 6, 1990	R. Henderson, Lansford, Canseco
3	Kansas City	A	June 16, 2000	Chavez, Tejada, Hernandez
3	Kansas City	H	June 23, 2000	Velarde, Ja. Giambi, Grieve
3	Texas	H	April 15, 2006	Chavez, Thomas, Bradley

CONSECUTIVE HOME RUNS - OPPONENTS

No.	Opponent	H/A	Date	Hitters
4	Minnesota	H	May 2, 1964	Oliva, Allison, Hall, Killebrew
3	16 times, most recent:			
	Los Angeles	H	Sept. 18, 2008	Morales, Napoli, Wood
	Seattle	A	Sept. 21, 1996	Rodriguez, Griffey, Martinez
	Kansas City	A	Aug. 28, 1986	Brett, White, Quirk
	Toronto	A	Apr. 26, 1984	Upshaw, Bell, Barfield
	Seattle	A	Aug. 2, 1983	S. Henderson, D. Henderson, Ramos
	Milwaukee	H	June 5, 1982	Young, Cooper, Oglivie
	Baltimore	A	May 8, 1979	Murray, May, Roenicke

MOST HOME RUNS — ATHLETICS

HR	Player	Date	HR	Player	Date
3	Joe Hauser at Cleveland	Aug. 2, 1924	3	Mark McGwire at Cleveland	June 27, 1987
3	Mickey Cochrane at St. Louis	May 21, 1925	3	Jose Canseco at Toronto	July 3, 1988
3	Jimmie Foxx at Cleveland	July 10, 1932	3	Harold Baines vs. Baltimore	May 7, 1991
3	Al Simmons vs. Detroit	July 15, 1932	3	Dave Henderson vs. Minnesota	Aug. 3, 1991
3	Jimmie Foxx vs. New York	June 8, 1933	3	Mark McGwire at Boston	June 11, 1995
3	Ed Coleman vs. Chicago	Aug. 17, 1934	3	Ernie Young vs. Minnesota	May 10, 1996
3	Pinky Higgins vs. Boston	June 27, 1935	3	Geronimo Berroa at New York	May 22, 1996
3	Sam Chapman vs. Boston	Aug. 15, 1946	3	Geronimo Berroa vs. Minnesota	Aug. 12, 1996
3	Hector Lopez vs. Washington	June 26, 1958	3	Miguel Tejada vs. Los Angeles	June 11, 1999
3	Preston Ward vs. Baltimore	Sept. 9, 1958	3	Miguel Tejada at Texas	June 30, 2001
3	Bob Cerv vs. Boston	Aug. 20, 1959	3	Erubiel Durazo at Baltimore	Aug. 18, 2004
3	Manny Jimenez at Baltimore	July 4, 1964	3	Josh Reddick at Toronto	Aug. 9, 2013
3	Reggie Jackson vs. Seattle	July 2, 1969	3	Danny Valencia at Tampa Bay	May 15, 2016
3	Dave Kingman at Seattle	April 16, 1984	3	Khris Davis vs. Texas	May 17, 2016

MOST HOME RUNS — OPPONENTS

HR	Player	Date	HR	Player	Date
4	Lou Gehrig, New York (AL)	June 3, 1932	3	Jim King, Washington	June 8, 1964
4	Pat Seerey, Chicago (AL)	July 18, 1948 (G#1)	3	Jim Rice, Boston	Aug. 29, 1977
3	Babe Ruth, New York (AL)	May 21, 1930 (G#1)	3	Larry Herndon, Detroit	May 18, 1982
3	Lou Gehrig, New York (AL)	May 22, 1930 (G#2)	3	Gorman Thomas, Seattle	April 11, 1985
3	Goose Goslin, St. Louis	Aug. 19, 1930	3	Danny Tartabull, Kansas City	July 6, 1991
3	Tony Lazzeri, New York (AL)	May 24, 1936	3	Jack Clark, Boston	July 31, 1991
3	Merv Connors, Chicago (AL)	Sept. 17, 1938 (G#2)	3	Manny Ramirez, Cleveland	Aug. 25, 1999
3	Jim Tabor, Boston	July 4, 1939 (G#2)	3	Juan Gonzalez, Texas	Sept. 24, 1999
3	Al Rosen, Cleveland	April 29, 1952	3	John Buck, Toronto	April 29, 2010
3	Al Kaline, Detroit	April 17, 1955	3	Miguel Cabrera, Detroit	May 28, 2010
3	Lee Thomas, Los Angeles	Sept. 5, 1961 (G#2)	3	Jarrett Parker, San Francisco	Sept. 26, 2015

HOME RUN IN FIRST GAME WITH THE OAKLAND A'S

Player	Opponent (Date)	Player	Opponent (Date)
*Joe Keough	at New York (Aug. 7, 1968) (G2)	*Jay Payton	Texas (July 15, 2005)
Don Mincher	at Kansas City (April 7, 1970)	*Frank Thomas	New York (April 3, 2006)
*Don Baylor	at California (April 9, 1976)	Jack Cust	at Tampa Bay (May 6, 2007)
Earl Williams	Minnesota (April 9, 1977)	*Adam Rosales	at Los Angeles-AL (April 11, 2010)
Mike Heath	Kansas City (June 19, 1979)	*Josh Willingham	Seattle (April 1, 2011)
*Terry Steinbach	at Cleveland (Sept. 12, 1986)	Jonny Gomes	vs. Seattle at Tokyo (March 29, 2012)
*Dave Henderson	Seattle (April 4, 1988)	Chris Young	Seattle (April 3, 2013)
Scott Brosius	Seattle (Aug. 7, 1991)	*Adam Dunn	Seattle (Sept. 1, 2014)
Tilson Brito	Milwaukee (Aug. 10, 1997) (G2)	*Ben Zobrist	Texas (April 6, 2015)
Ed Sprague, Jr.	Cleveland (Aug. 2, 1998)	Brett Eibner	Chicago-AL (Aug. 5, 2016)
Tom Wilson	Chicago-AL (May 19, 2001)	Franklin Barreto	at Chicago-AL (June 24, 2017)
David Justice	Texas (April 1, 2002)		
*Erubiel Durazo	Seattle (April 1, 2003)		

*indicates players who homered in their first at bat.

Athletics Home Run History, continued

COLISEUM HOME RUNS

Since its opening in 1968 a total of 7,146 Major League home runs have been hit in the Coliseum during the regular season, an average of 142.9 per year.

COLISEUM CAREER HOME RUN LEADERS

Player	No.
Mark McGwire	166
Reggie Jackson	146*
Jose Canseco	122*
Eric Chavez	115
Jason Giambi	115*
Sal Bando	90
Miguel Tejada	83
Rickey Henderson	82*
Dwayne Murphy	67
Matt Stairs	67*

* Home Runs hit while non-Athletic (included in individual total): Canseco (8), Giambi (6), Henderson (3), Jackson (13), Stairs (3)

NON-A'S COLISEUM CAREER HOME RUN LEADERS

Player	No.
Alex Rodriguez	21
Mark Teixeira	20
Rafael Palmeiro	20
Jay Buhner	18
Carlton Fisk	18
Brian Downing	17
Juan Gonzalez	17
Vladimir Guerrero	16
Cal Ripken	16
Danny Tartabull	16*
Frank Thomas	16*
Greg Vaughn	16

* Does not include home runs hit while a member of the Athletics: Tartabull (1), Thomas (27).

OAKLAND ATHLETICS STREAKS

CONSECUTIVE WINS

Overall

20	August 13-September 4, 2002
14	April 23-May 9, 1988
11	August 2-12, 2001
11	April 9-19, 1981
10	June 8-18, 2006
10	August 23-September 2, 2003
10	September 8-18, 1992
9	seven times, last: April 3-12, 2013

Home

20*	August 25, 2001-April 3, 2002
12	August 13-September 14, 2002
11	May 17-June 13, 2013
10	August 11-September 1, 2006
10	April 11-May 3, 1991
9	June 18-July 1, 2005
9	May 2-28, 1999
9	September 6-29, 1992
9	Sept. 26, 1977-April 14, 1978
9	August 7-15, 1976
9	August 19-September 19, 1970

*streak includes final 17 games of 2001 and first three games of 2002

Road

12	August 24-September 12, 2012
12	July 31-August 15, 1971
11	April 9-26, 1981
10	August 19-28, 2002
9	Sept. 24, 1989-April 26, 1990
9	April 23-May 3, 1988
8	July 19-August 2, 2005
8	June 16-24, 2002
8	August 16-31, 2001
8	April 13-26, 1990
8	June 3-10, 1972
8	May 31-June 20, 1971

CONSECUTIVE LOSSES

Overall

14	July 29-August 12, 1977
12*	Sept. 22, 1995-April 4, 1996
12	April 19-30, 1994
11	June 8-18, 1978
10	May 30-June 9, 2011
10	July 28-August 7, 2008
9	seven times, last: May 22-June 1, 2012

*streak includes final nine games of 1995 and first three games of 1996

Home

12	July 29-August 21, 1977
11	Sept. 19, 1978-April 15, 1979
9	June 4-20, 1982
8	June 23-July 9, 1979
8	May 3-22, 1994
8	April 8-May 1, 2001
8	September 9-24, 2016
8	June 19-July 3, 2017
7	August 20-September 6, 1978
7	June 2-9, 1979
7	September 11-27, 1987
7	August 30-September 17, 1993

Road

15	May 24-June 23, 1986
13	May 31-June 30, 1979
12*	September 5, 1995-April 9, 1996
11	May 21-June 9, 2005
10	May 14-30, 1981
10	April 19-May 6, 1994
9	seven times, last: May 24-June 11, 2016

*streak includes final 11 games of 1995 and first game of 1996

ATHLETICS LOW-HIT GAMES

ATHLETICS NO-HITTERS (11 NINE INNINGS; 3 LESS THAN 9)

Date	Pitchers	Opponent	Score
July 22, 1905	Weldon Henley	at St. Louis (1st game)	6-0
Aug. 15, 1905	Rube Waddell	vs. St. Louis*	2-0
Aug. 29, 1906	Jimmy Dygert & Rube Waddell	vs. Chicago*	4-3
Oct. 5, 1907	Rube Vickers	at Washington (2nd game, Perfect Game)*	4-0
May 12, 1910	Chief Bender	vs. Cleveland	4-0
Aug. 26, 1916	Joe Bush	vs. Cleveland	5-0
Sept. 9, 1945	Dick Fowler	vs. St. Louis (2nd game)	1-0
Sept. 3, 1947	Bill McCahan	vs. Washington	3-0
May 8, 1968	Jim Hunter	vs. Minnesota (Perfect Game)	4-0
Sept. 21, 1970	Vida Blue	vs. Minnesota	6-0
Sept. 28, 1975	Vida Blue, Glenn Abbott, Paul Lindblad, Rollie Fingers	vs. California	5-0
Sept. 29, 1983	Mike Warren	vs. Chicago	3-0
June 29, 1990	Dave Stewart	at Toronto	5-0
May 9, 2010	Dallas Braden	vs. Tampa Bay (Perfect Game)	4-0

*5 innings

NO-HITTERS AGAINST ATHLETICS (14)

Date	Pitchers	Opponent	Score
May 5, 1904	Cy Young	at Boston (Perfect Game)	0-3
Sept. 20, 1908	Frank Smith	at Chicago	0-1
Sept. 4, 1923	Sam Jones	vs. New York	0-2
Sept. 7, 1923	Howard Ehmke	vs. Boston	0-4
July 10, 1947	Don Black	at Cleveland (1st game)	0-3
May 6, 1953	Bobo Holloman	at St. Louis	0-6
Aug. 26, 1962	Jack Kralick	at Minnesota	0-1
Aug. 13, 1969	Jim Palmer	at Baltimore	0-8
July 3, 1970	Clyde Wright	at California	0-4
July 30, 1973	Jim Bibby	vs. Texas	0-6
July 19, 1974	Dick Bosman	at Cleveland	0-4
July 28, 1976	John Odum & Francisco Barrios	vs. Chicago	1-2
June 11, 1990	Nolan Ryan	vs. Texas	0-5
July 13, 1991	Bob Milacki, Mike Flanagan, Mark Williamson & Gregg Olson	vs. Baltimore	0-2

OAKLAND ATHLETICS ONE-HITTERS (34)

Date	Pitchers	Broken Up By	Inn.	Opponent	H/A	Score
June 7, 1968	John Odum	Dave Johnson	9 (2 outs)	Baltimore	A	6-1
Aug. 10, 1968	John Odum, Diego Segui, Jack Aker	Frank Howard	1	Washington	A	4-1
May 24, 1970	Chuck Dobson	Gail Hopkins	1	Chicago	A	5-1
Sept. 11, 1970	Vida Blue	Pat Kelly	8	Kansas City	A	3-0
July 16, 1971	Vida Blue	Tony Taylor	4	Detroit	H	4-0
May 31, 1973	Ken Holtzman, Rollie Fingers	Matty Alou	7	New York	A	6-0
June 8, 1975	Ken Holtzman	Tom Verzyer	9 (2 outs)	Detroit	H	4-0
June 10, 1975	Jim Perry	Al Bumby	6	Baltimore	H	4-0
Aug. 28, 1976	Vida Blue	Mickey Stanley	9 (1 out)	Detroit	H	5-2
May 9, 1979	Mike Norris	Gary Roenicke	7	Baltimore	A	4-2
July 5, 1979	Rick Langford	Brian Downing	5	California	A	3-0
June 23, 1984	Tim Conroy, Bill Caudill	Alan Bannister	5	Texas	H	5-1
Oct. 5, 1986	Curt Young	Kevin Seitzer	7	Kansas City	H	6-0
June 9, 1987	Curt Young	Kenny Williams	8	Chicago	H	8-3
Aug. 4, 1988	Dave Stewart	Jay Buhner	3	Seattle	H	2-0
May 26, 1989	Todd Burns, Rick Honeycutt, Eric Plunk	Rickey Henderson	4	New York	A	4-0
Apr. 14, 1992	Ron Darling, Rick Honeycutt	Keith Miller	8	Kansas City	A	1-3
June 23, 1994	Bobby Witt	Greg Gagne	6	Kansas City	H	4-0
May 27, 1995	Steve Ontiveros	Luis Polonia	6	New York	H	3-0
Aug. 28, 2000	Tim Hudson	Frank Thomas	4	Chicago	H	3-0
July 6, 2001	Mark Mulder	Danny Bautista	8	Arizona	A	3-0
July 19, 2002	Cory Lidle	Juan Gonzalez	8	Texas	H	10-0

Athletics Low-Hit Games, continued

Date	Pitchers	Broken Up By	Inn.	Opponent	H/A	Score
August 4, 2002	Cory Lidle, Ricardo Rincon, Chad Bradford, Billy Koch	Wendell Magee	6	Detroit	H	4-0
August 21, 2002	Cory Lidle	Ellis Burks	1	Cleveland	A	6-0
June 26, 2005	Rich Harden, Ron Flores, Kiko Calero	Deivi Cruz	5	San Francisco	H	16-0
April 8, 2006	Barry Zito, Kiko Calero, Joe Kennedy, Huston Street	Richie Sexson	2	Seattle	A	3-0
June 30, 2007	Chad Gaudin, Rich Harden	Johnny Damon	6	New York (AL)	A	7-0
May 24, 2008	Justin Duchscherer, Huston Street	David Ortiz	7	Boston	H	3-0
Sept. 16, 2009	Trevor Cahill, Michael Wuertz, Andrew Bailey	Marlon Byrd	2	Texas	A	4-0
Sept. 23, 2010	Dallas Braden, Brad Ziegler	Nelson Cruz	1	Texas	H	5-0
June 28, 2011	Gio Gonzalez, Andrew Bailey	Emilio Bonifacio	1	Florida	H	1-0
April 6, 2015	Sonny Gray, Evan Scribner	Ryan Rua	8	Texas	H	8-0
April 23, 2015	Jesse Chavez, Dan Otero, Tyler Clippard	Kole Calhoun	3	Los Angeles (AL)	A	0-2
June 11, 2015	Scott Kazmir, Evan Scribner	Elvis Andrus	5	Texas	H	7-0

MOST RECENT ONE-HITTERS AGAINST ATHLETICS (30 TOTAL)

Date	Pitchers	Opponent	H/A	Score
July 31, 2015	Danny Salazar, Cody Allen	Cleveland	H	1-2
May 21, 2014	Erik Bedard, Brad Boxberger, Jake McGee, Joel Peralta, Grant Balfour	Tampa Bay	A	3-2
May 22, 2012	C.J. Wilson, Ernesto Frieri	Los Angeles (AL)	H	0-5
May 19, 2012	Ryan Vogelsong, Javier Lopez, Clay Hensley	San Francisco	A	0-4
April 10, 2012	Danny Duffy, Aaron Crow	Kansas City	H	0-3
Aug. 21, 2011	Luis Perez, Casey Janssen	Toronto	H	0-1
Sept. 2, 2010	CC Sabathia, Jonathan Albaladejo	New York (AL)	A	0-5
Aug. 16, 2010	Shaun Marcum	Toronto	H	1-3
June 7, 2007	Curt Schilling	Boston	H	0-1
July 7, 2006	John Lackey	Los Angeles (AL)	H	0-3
June 20, 2006	Jason Jennings, Tom Martin, Brian Fuentes	Colorado	A	0-6
May 21, 2006	Matt Cain	San Francisco	H	0-6
May 2, 1998	Roger Clemens, Paul Quantrill	Toronto	H	0-7
Sept. 2, 1996	David Cone, Mariano Rivera	New York (AL)	H	0-5
June 15, 1995	Mark Gubicza	Kansas City	H	0-7
June 21, 1994	Kevin Appier, Mike Magnante, Stan Belinda, Rusty Meacham	Kansas City	H	0-2

OAKLAND ATHLETICS STEALS OF HOME

1968	Sal Bando vs. Detroit, May 26	1984	Carney Lansford vs. Kansas City, June 18
	Danny Cater vs. Chicago, September 24	1985	Rob Picciolo at Boston, May 11
	Danny Cater vs. Minnesota, September 28		Mike Davis at Chicago, June 20
1969	Danny Cater vs. Seattle, May 4		Donnie Hill vs. Cleveland, June 21
1974	Angel Mangual vs. Detroit, May 27		Mike Gallego at Chicago, September 21
1976	Claudell Washington vs. Minnesota, September 15	1986	Alfredo Griffin at Seattle, April 18
1978	Taylor Duncan vs. Kansas City, July 2 (Game 1)		Carney Lansford at Milwaukee, May 1
1979	Wayne Gross at Seattle, April 11		Dwayne Murphy at Milwaukee, July 6
1980	Rickey Henderson vs. California, April 20	1987	Reggie Jackson at Seattle, April 18
	Wayne Gross vs. Detroit, May 3	1989	Mike Gallego vs. California, April 22
	Dwayne Murphy vs. Detroit, May 3	1991	Jose Canseco at Minnesota, April 23
	Dwayne Murphy vs. Kansas City, May 28		Mike Gallego at Seattle, August 15
	Wayne Gross vs. Kansas City, May 28		Scott Brosius at Kansas City, October 2
	Jeff Cox at Chicago, July 4	1992	Mike Bordick vs. Kansas City, April 6
	Rickey Henderson vs. Cleveland, July 19		Carney Lansford vs. Detroit, July 19
1981	Dave McKay vs. Toronto, September 30	1997	Jose Canseco at Texas, May 22
1982	Davey Lopes at Seattle, April 17	1998	Miguel Tejada vs. Tampa Bay, September 6
	Dave McKay vs. Cleveland, May 8	2000	Jason Giambi at Los Angeles (NL), June 11
	Rickey Henderson at Chicago, June 8		Eric Chavez at Toronto, September 1
	Rickey Henderson at California, July 26	2006	Jay Payton at Baltimore, July 17
	Jeff Burroughs vs. Boston, August 20	2008	Bobby Crosby at Texas, May 11
1983	Bill Almon vs. Milwaukee, May 24		Carlos Gonzalez vs. Florida, June 22
	Mike Heath at Chicago, September 7	2017	Mark Canha at Los Angeles (AL), August 5
	Mike Davis vs. Toronto, September 25		

CAREER GAMES PLAYED LEADERS

FRANCHISE LEADERS

Catcher

Mickey Cochran	1148
Cy Perkins	1095
Terry Steinbach	1050
Frank Hayes	959
Kurt Suzuki	684
Ossee Schreckengost	597
Ramon Hernandez	591
Mike Heath	537
Mike Powers	518
Joe Astroth	511

First Base

Harry Davis	1390
Mark McGwire	1251
Jimmie Foxx	1020
Stuffy McInnis	956
Dick Siebert	940
Ferris Fain	830
Jason Giambi	728
Joe Hauser	539
Daric Barton	534
Norm Siebern	471

Second Base

Dick Green	1158
Max Bishop	1139
Mark Ellis	1021
Eddie Collins	996
Danny Murphy	810
Pete Suder	805
Jimmy Dykes	676
Jerry Lumpe	653
Tony Phillips	529
Mike Gallego	452

Third Base

Sal Bando	1446
Eric Chavez	1233
Carney Lansford	1096
Frank Baker	896
Jimmy Dykes	791
Wayne Gross	719
Ed Charles	695
Lave Cross	675
Sammy Hale	641
Hank Majeski	583

Shortstop

Bert Campaneris	1702
Chick Galloway	971
Miguel Tejada	935
Eddie Joost	907
Joe DeMaestri	890
Jack Barry	877
Mike Bordick	715
Monte Cross	711
Bobby Crosby	582
Eric McNair	528

Outfield

Rickey Henderson	1592
Bob Johnson	1399
Al Simmons	1256
Bing Miller	1230
Sam Chapman	1230
Reggie Jackson	1196
Dwayne Murphy	1177
Elmer Valo	1168
Topsy Hartsel	1110
Rube Oldring	1061

Designated Hitter

Dave Kingman	428
Mitchell Page	355
Jack Cust	303
Erubiel Durazo	292
Harold Baines	271
Billy Williams	251
Geronimo Berroa	234
Dave Parker	201
Jose Canseco	196
Frank Thomas	188

Pitcher

Dennis Eckersley	525
Eddie Plank	524
Rollie Fingers	502
Eddie Rommel	500
Paul Lindblad	479
Rube Walberg	412
Lefty Grove	402
Rick Honeycutt	387
Chief Bender	385
Jim Hunter	363

OAKLAND LEADERS

Catcher

Terry Steinbach	1050
Kurt Suzuki	684
Ramon Hernandez	591
Mike Heath	537
Gene Tenace	446
Jeff Newman	438
Dave Duncan	423
Jason Kendall	368
Jim Essian	316
Stephen Vogt	315

First Base

Mark McGwire	1251
Jason Giambi	728
Daric Barton	534
Scott Hatteberg	420
Bruce Bochte	387
Gene Tenace	385
Dave Revering	337
Dan Johnson	283
Danny Cater	253
Yonder Alonso	241

Second Base

Mark Ellis	1021
Dick Green	721
Tony Phillips	529
Mike Gallego	452
Brent Gates	397
Eric Sogard	323
Phil Garner	322
Scott Spiezio	300
Mike Edwards	269
Ted Kubiak	266

Third Base

Sal Bando	1395
Eric Chavez	1233
Carney Lansford	1096
Wayne Gross	719
Scott Brosius	398
Josh Donaldson	376
Jack Hannahan	218
Craig Paquette	193
Kevin Kouzmanoff	188
Tony Phillips	159

Shortstop

Bert Campaneris	1272
Miguel Tejada	935
Mike Bordick	715
Bobby Crosby	582
Walt Weiss	522
Cliff Pennington	466
Alfredo Griffin	461
Rob Picciolo	452
Marcus Semien	396
Mario Guerrero	301

Outfield

Rickey Henderson	1592
Dwayne Murphy	1177
Reggie Jackson	1162
Jose Canseco	851
Joe Rudi	846
Mike Davis	695
Tony Armas	679
Coco Crisp	665
Dave Henderson	636
Bill North	627

Designated Hitter

Dave Kingman	428
Mitchell Page	355
Jack Cust	303
Erubiel Durazo	292
Harold Baines	271
Billy Williams	251
Geronimo Berroa	234
Dave Parker	201
Jose Canseco	196
Frank Thomas	188

Pitcher

Dennis Eckersley	525
Rollie Fingers	502
Paul Lindblad	391
Rick Honeycutt	387
Buddy Groom	301
Jerry Blevins	281
Gene Nelson	281
Bill Taylor	281
Vida Blue	273
Jim Hunter	266

OAKLAND A'S CONSECUTIVE GAMES PLAYED

594	Miguel Tejada (June 2, 2000 to September 28, 2003)
456	Terrence Long (July 13, 2000 to June 4, 2003)
347	Alfredo Griffin (April 9, 1985-April 30, 1987)
203	Danny Cater (July 7, 1968-August 24, 1969)
199	Sal Bando (August 27, 1968-April 14, 1970)

198	Tony Armas (July 11, 1980-April 16, 1982)
176	Sal Bando (June 13, 1970-June 27, 1971)
169	Sal Bando (April 6, 1973-April 14, 1974)
169	Gene Tenace (May 25, 1973-May 31, 1974)
168	Rickey Henderson (May 12, 1981-July 16, 1982)

HOMESTANDS AND ROAD TRIPS

BEST HOMESTANDS

W-L	Year	Dates	Opponents
7-0	2004	Aug. 23-29	Baltimore 4, Tampa Bay 3
7-0	2001	Sept. 3-10	Baltimore 3, Tampa Bay 3, Texas 1
7-0	1992	Sept. 10-16	Seattle 4, Minnesota 3
6-0	2014	July 3-8	Toronto 4, San Francisco 2
6-0	2012	Sept. 28-Oct. 3	Seattle 3, Texas 3
6-0	2006	June 13-18	Seattle 3, Los Angeles (NL) 3
6-0	2003	Aug. 26-31	Baltimore 3, Tampa Bay 3
6-0	2001	Sept. 21-27	Seattle 3, Anaheim 3
6-0	2001	Aug. 7-12	Boston 3, New York 3
6-0	2001	May 15-20	New York 3, Chicago 3
6-0	1970	Sept. 1-6	Chicago 3, Kansas City 3
11-1	2004	June 1-13	Chicago 2, Toronto 4, Cincinnati 3, Pittsburgh 3
9-1	1976	Aug. 6-15	California 4, Milwaukee 3, Boston 3

WORST HOMESTANDS

W-L	Year	Dates	Opponents
1-9	1979	July 6-15	New York 4, Baltimore 3, Boston 3
1-8	2001	April 6-15	Anaheim 3, Seattle 3, Texas 3
1-8	1993	Aug. 27-Sept. 5	Detroit 3, Toronto 3, Baltimore 3
1-8	1982	June 15-23	Chicago 3, Toronto 3, Kansas City 3
1-7	1978	Aug. 15-23	New York 2, Boston 3, Baltimore 3
1-6	1994	April 27-May 4	Boston 2, New York 3, Baltimore 2
2-10	1977	July 26-Aug. 7	California 3, New York 3, Baltimore 2, Boston 4
1-5*	2016	Sept. 19-25	Houston 3, Texas 3

*13 times total; homestand listed is most recent

BEST ROAD TRIPS

W-L	Year	Dates	Opponents
10-0	2002	Aug. 19-28	Cleveland 4, Detroit 3, Kansas City 3
8-0	1981	April 9-16	Minnesota 4, California 4
6-0	2013	April 5-11	Houston 3, Los Angeles 3
10-1	1988	April 21-May 3	Chicago 4, Toronto 3, Cleveland 2, Detroit 2
10-1	1971	April 12-22	Milwaukee 2, Minnesota 2, Chicago 4, California 3
8-1	1990	Sept. 3-12	Boston 3, New York 3, Seattle 3
6-1*	2016	Sept. 12-18	Kansas City 4, Texas 3

*nine times total; road trip listed is most recent

WORST ROAD TRIPS

W-L	Year	Dates	Opponents
0-9	1995	Sept. 22-Oct. 1	Seattle 3, Texas 2, California 4
0-8	1994	April 19-26	Boston 3, New York 3, Baltimore 2
0-8	1976	May 17-23	Minnesota 2, Kansas City 2, Chicago 4
0-7	2015	Aug. 11-17	Toronto 3, Baltimore 4
0-7	1998	July 21-27	Baltimore 3, Tampa Bay 4
0-7	1986	June 5-11	Chicago 4, Cleveland 3
0-7	1979	June 11-17	Detroit 2, Cleveland 2, Toronto 3
0-6	2017	Aug. 28-Sept. 3	Los Angeles (AL) 3, Seattle 3
0-6	1999	May 18-23	Kansas City 3, Minnesota 3
0-6	1998	April 10-15	New York 3, Boston 3
0-6	1995	July 14-18	Cleveland 4, Milwaukee 2
1-9	2011	June 3-12	Boston 3, Baltimore 3, Chicago 4
1-9	2008	August 1-10	Boston 3, Toronto 4, Detroit 3
1-9	1981	May 12-21	New York 3, Milwaukee 3, Baltimore 2, Boston 2

All Homestand and Road Trip records based on a minimum of six games.

LONGEST GAMES IN OAKLAND HISTORY

Innings	Opponent	Date	Score	Innings	Opponent	Date	Score
21	at Washington	June 4, 1971	W, 5-3	17	Los Angeles (NL)	June 17, 2006	W, 5-4
20	California	July 9, 1971	W, 1-0	16	California	Apr. 8, 1982	L, 6-8
19	Chicago	Aug. 10-11, 1972	W, 5-3	16	Seattle (1)	Apr. 11, 1982	L, 3-6
19	Los Angeles (AL)	April 29, 2013	W, 10-8	16	Minnesota	Apr. 20, 1982	W, 4-3
18	Baltimore	Aug. 24, 1969	W, 9-8	16	Chicago	June 10, 1983	W, 2-1
18	Minnesota	Sept. 6, 1969	L, 6-8	16	at Toronto	July 3, 1988	W, 9-8
18	at Minnesota	August 8, 2004	W, 6-5	16	at Cleveland	July 4, 1988	W, 4-2
18	New York (AL)	June 13, 2013	W, 3-2	16	at New York	August 9, 2002	W, 3-2
17	Milwaukee	May 23, 1983	W, 5-4	16	at Cleveland	August 31, 2011	L, 3-4

GAME TIMES

LONGEST GAMES IN OAKLAND HISTORY

Time	Opponent	W-L	Date
6:32	Los Angeles (19)	W, 10-8	April 29, 2013
6:00	at New York (16)	W, 3-2	Aug. 9, 2002
5:43	at New York (14)	L, 9-10	Sept. 22, 2012
5:35	New York (18)	W, 3-2	June 13, 2013
5:31	California (16)	L, 8-6	Apr. 8, 1982
5:31	Chicago (19) *	W, 5-3	Aug. 10, 1972
5:19	Texas (15)	L, 4-16	July 3, 1983

Time	Opponent	W-L	Date
5:19	at Washington (21)	W, 5-3	June 4, 1971
5:18	Seattle (1) (16)	L, 6-3	Apr. 11, 1982
5:17	at Boston (14)	L, 8-9	June 4, 2011
5:17	Milwaukee (17)	W, 5-4	May 23, 1983
5:17	Minnesota (18)	L, 8-6	Sept. 6, 1969

* Suspended game; completed on August 11, 1972.

LONGEST NINE-INNING GAMES IN OAKLAND HISTORY

Time	Opponent	W-L	Date
4:31	at New York	L, 9-22	Aug. 25, 2011
4:15	San Francisco	L, 8-9	June 23, 2012
4:15	at Tampa Bay	W, 13-9	May 31, 2002
4:12	at Los Angeles (AL)	W, 11-10	August 6, 2017
4:09	at Texas	W, 9-8	Sept. 13, 2013
4:09	Detroit	W, 12-7	Apr. 7, 1993

Time	Opponent	W-L	Date
4:08	at Texas	L, 9-12	Sept. 9, 2007
4:06	at Houston	W, 12-5	April 25, 2014
4:06	at New York	L, 17-13	Apr. 10, 1998
4:01	at Texas	L, 17-16	May 5, 2000
4:00	at Baltimore	W, 14-9	July 27, 2012
4:00	Minnesota	L, 12-11	May 26, 1993

QUICKEST NINE-INNING GAMES IN OAKLAND HISTORY

Time	Opponent	W-L	Date
1:35	Kansas City	W, 2-1	Sept. 28, 1971
1:37	New York	L, 3-0	May 10, 1975
1:39	Texas	W, 4-1	May 22, 1973
1:39	Boston	W, 3-2	Aug. 8, 1975
1:42	at New York	W, 6-0	May 31, 1973

Time	Opponent	W-L	Date
1:43	Cleveland	W, 3-1	May 3, 1974
1:43	at Texas (1)	W, 1-0	Sept. 15, 1978
1:43	at Minnesota	L, 1-0	Aug. 12, 1979
1:44	Detroit	W, 4-0	June 8, 1975
1:44	Texas	W, 1-0	July 30, 1975

Note: The last time the A's played a game in under 2:00 was on July 8, 2008 vs. Seattle in Oakland (1:49).

OAKLAND A'S AT THE ALL-STAR BREAK

Year	Record	Pos.	GB/GA	Leader
1968	39-43	6	-15.5	Detroit
1969	53-39	2	-4.0	Minnesota
1970	47-40	3	-9.5	Minnesota
1971	56-31	1	+11.5	Oakland
1972	56-35	1	+6.5	Oakland
1973	56-42	1	+2.5	Oakland
1974	55-41	1	+5.0	Oakland
1975	55-32	1	+8.5	Oakland
1976	44-41	3	-8.5	Kansas City
1977	39-51	6	-15.0	Chicago
1978	43-44	4	-3.5	California
1979	25-69	7	-30.5	California
1980	36-45	4	-11.5	Kansas City
1981	37-23*	1	+1.5	Oakland
1982	38-50	6	-12.0	California
1983	37-43	5	-8.0	Texas
1984	43-45	4	-3.0	Chicago
1985	46-41	2	-6.0	California
1986	34-56	7	-15.5	California
1987	46-41	t2	-2.0	Minnesota
1988	54-34	1	+5.5	Oakland
1989	52-36	2	-1.5	California
1990	51-31	1	+1.0	Oakland
1991	44-38	5	-2.5	Texas
1992	51-36	2	-2.0	Minnesota
1993	38-46	6	-6.0	Chicago

Year	Record	Pos.	GB/GA	Leader
1994	39-48	2	-3.0	Texas
1995	36-35	3	-4.0	California/Texas
1996	43-45	t3	-8.5	Texas
1997	37-52	4	-13.0	Seattle
1998	41-45	3	-8.0	Anaheim
1999	43-44	2	-5.0	Texas
2000	48-38	3	-3.0	Seattle
2001	44-43	2	-19.0	Seattle
2002	50-38	3	-5.0	Seattle
2003	54-39	2	-4.0	Seattle
2004	47-39	2	-2.0	Texas
2005	44-43	3	-7.5	Los Angeles
2006	45-43	t1	—	Oakland/Texas
2007	44-44	3	-9	Los Angeles
2008	51-44	2	-6	Los Angeles
2009	37-49	4	-12	Los Angeles
2010	43-46	3	-7.5	Texas
2011	39-53	4	-12	Texas
2012	43-43	3	-9	Texas
2013	56-39	1	+2	Oakland
2014	59-36	1	+1½	Oakland
2015	41-50	5	-8½	Los Angeles
2016	38-51	4	-15½	Texas
2017	39-50	5	-21	Houston

* Strike Break

HIGH SCORING GAMES IN OAKLAND HISTORY

ATHLETICS

Score	Opponent	Date
23-2	Texas	Sept. 30, 2000
21-3	at Kansas City	June 18, 2000
21-7	at Boston	June 14, 1969
20-2	Boston	Aug. 31, 2012
19-5	Texas	Sept. 29, 1991
19-5	at New York	Aug. 29, 1989
19-3	at Milwaukee	May 15, 1985
18-3	at Minnesota	Sept. 11, 2013
18-2	at California	June 27, 1996
17-6	at Chicago (AL)	Sept. 15, 2015
17-3	at Kansas City	May 10, 2007
17-8	Cincinnati	June 9, 2004
17-2	at Toronto	Aug. 24, 2003
17-4	at Cleveland	Aug. 2, 2001
17-3	at Tampa Bay	Sept. 15, 2000
17-3	at Toronto	May 6, 1986
17-2	at Texas	May 10, 1973

OPPONENTS

Score	Opponent	Date
22-9	at New York	Aug. 25, 2011
20-4	at Detroit	Apr. 13, 1993
20-6	Cleveland	May 4, 1991
20-11	at Minnesota	Apr. 27, 1980
18-2	at Baltimore	Aug. 16, 2015
18-3	at Colorado	July 18, 2000
18-2	San Francisco	June 4, 2000
18-2	New York	Aug. 26, 1997
18-5	Baltimore	Aug. 15, 1996
18-11	at Toronto	July 29, 1995
17-7	at New York	July 22, 2011
17-16	at Texas	May 5, 2000
17-13	at New York	Apr. 10, 1998
17-6	at Chicago	Sept. 23, 1992
17-1	at Chicago	Oct. 3, 1987
17-6	at California	July 4, 1979

BIGGEST COMEBACKS AND BLOWN LEADS

BIGGEST COME-FROM-BEHIND VICTORIES IN OAKLAND HISTORY

Deficit	Score	Inn.	Opponent	Date	Final Score
10	2-12	B3	Minnesota	July 20, 2009	14-13
8	0-8	B2	Kansas City	June 18, 1993	10-9
8	0-8	T3	at Toronto	August 21, 2006	12-10
7	1-8	T6	at Chicago	May 22, 1970	9-8
7	0-7	B5	Minnesota	Sept. 28, 1972	8-7
7	0-7	T3	at California	July 30, 1983 (1)	13-8
7	1-8	T6	at Chicago	May 21, 1993	12-11
7	0-7	B3	Boston	May 3, 1999	12-11 (10)
7	1-8	B3	Baltimore	June 19, 2000	13-12 (10)
7	0-7	B5	Detroit	Sept. 2, 2007	8-7 (10)
7	2-9	T5	at Los Angeles (AL)	Sept. 26, 2009	15-10

Notes: The all-time Athletics franchise record for biggest come-from-behind victory is also the Major League record, set by the Philadelphia A's on June 15, 1925 against Cleveland...the A's trailed by 12 runs in that game but scored 13 runs in the bottom of the eighth inning to win, 17-15...twice in Oakland history the A's have erased leads of eight or more runs, only to eventually lose the game...in the second game of a doubleheader at Toronto on Sept. 15, 1982, the A's trailed the Blue Jays 11-2 after six innings, but came back to tie the game at 11 before the Blue Jays scored one run in the bottom of the ninth for the 12-11 victory...on April 14, 2001, the A's trailed the Texas Rangers, 8-0 heading into the bottom of the fourth inning and tied the game at eight before the Rangers scored one in the top of the ninth for the 9-8 victory.

LARGEST LEADS SURRENDERED IN OAKLAND LOSSES

Lead	Score	Inn.	Opponent	Date	Final Score
8	15-7	B7	at Texas	May 5, 2000	16-17
7	7-0	T5	Kansas City	Sept. 6, 1978	8-11 (12)
7	7-0	B6	at Texas	May 25, 2006	7-8
6*	6-0	B2	at Arizona	June 8, 2012	8-9

*14 times total; game listed is most recent

Notes: The A's blew an 11-0 lead to Kansas City on Sept. 4, 2002, but won the game 12-11 on a pinch hit, game-ending home run by Scott Hatteberg in the bottom of the ninth inning...the win gave the A's their American League-record 20th consecutive victory...three other times in Oakland history the A's have blown seven run leads only to win the game...the last time was on April 24, 1997 vs. Minnesota, when the A's led 8-1 after four innings and fell behind 11-8 before tying the game in the bottom of the ninth...the A's eventually won in 11 innings, 12-11...the Athletics franchise record was set on June 17, 1936 when the Philadelphia A's led the St. Louis Browns 13-2 entering the bottom of the sixth inning...the Browns scored once in the bottom of the sixth, three times in the seventh, seven times in the eighth and once in the ninth for a 14-13 win.

THE LAST TIME IT HAPPENED

OAKLAND PITCHING – TEAM

No-Hitter: vs. Tampa Bay, May 9, 2010 (Braden)
One-Hitter: vs. Texas, June 11, 2015 (Kazmir, Scribner)
Two-Hitter: at Philadelphia, September 15, 2017 (Mengden)
Back-to-Back Complete Games: at Chicago, July 31, 2010 (Braden) and Aug. 1 (Gonzalez); vs. Kansas City, Aug. 2 (Cahill)
Four Straight Complete Games: April 24-28, 1982 (at California; at California; at Baltimore DH)
Back-to-Back Shutouts: vs. Seattle and Washington, May 7-9, 2014 (2-0, 8-0)
Back-to-Back Complete Game Shutouts: vs. Tampa Bay, Sept. 9 (Hudson) and Sept. 10 (Zito), 2000
Back-to-Back 10 Strikeout Games by Individuals: vs. Kansas City, June 25 (Blue, 12) and 26 (Hunter, 10), 1971

OAKLAND PITCHING – INDIVIDUAL

No-Hitter: Dallas Braden vs. Tampa Bay, May 9, 2010
One-Hitter: Cory Lidle at Cleveland, August 21, 2002
Two-Hitter: Daniel Mengden at Philadelphia, September 15, 2017
10 or More Strikeouts: Sonny Gray (10) at Tampa Bay (G#1), June 10, 2017
11 or More Strikeouts: Sonny Gray (11) vs. Miami, May 24, 2017
12 or More Strikeouts: Sonny Gray (12) vs. Los Angeles (AL), September 23, 2014
13 or More Strikeouts: Todd Stottlemire (15) vs. Kansas City, June 16, 1995
Back-to-Back Games, 10 or More Strikeouts: Brandon McCarthy at Cle., Aug. 29, 2011 (10); vs. Sea., Sept. 3, 2011 (10)
Four Strikeouts in One Inning: Ryan Cook at Baltimore, April 27, 2012
Complete Game, ML Debut: Mike Morgan vs. Baltimore, June 11, 1978
Complete Game Shutout, ML Debut: Mike Norris vs. Chicago, Apr. 10, 1975
Back-to-Back Complete Games: Brandon McCarthy at Cleveland, August 29, 2011; vs. Seattle, September 3, 2011
Three Straight Complete Games: Mark Mulder vs. Minnesota, May 9; at Kansas City, May 15; vs. Kansas City, May 21, 2004
Back-to-Back Shutouts: Mark Mulder at Arizona, July 6, 2001; vs. Los Angeles, July 12, 2001
More Than 9 Innings Pitched: Todd Stottlemire (10.0) vs. Kansas City, June 16, 1995
Position Player Pitched: Tyler Ladendorf at Houston, June 3, 2016
Home Run by Pitcher: John "Blue Moon" Odom, Sept. 4, 1972 vs. California (G1)

OAKLAND HITTING – TEAM

Three Straight Home Runs: vs. Texas, April 15, 2006 (Chavez, Thomas, Bradley)
Three Home Runs, Inning: vs. Los Angeles (AL), September 5, 2017 (Joyce, K.Davis, Olson)
Four Home Runs, Inning: vs. Chicago (B3), Apr. 27, 2002 (Hatteberg, Long, Pena, Menechino)
Five or More Home Runs, Game: 5, at Houston, June 28, 2017 (K.Davis 2, Healy, Lowrie, Olson)
Six or More Home Runs, Game: 6, at Arizona, June 17, 2008 (Ellis 2, Chavez, Crosby, Davis, Suzuki)
Seven or More Home Runs, Game: 8 at California, June 27, 1996 (Berroa, Brosius 2, Giambi, Herrera, McGwire, Steinbach, Young)
Two Grand Slams, Game: at Seattle, September 10, 2007 (Suzuki and Johnson)
Home Runs by First Two Batters of Game: Terrence Long and Randy Velarde vs. Kansas City, May 16, 2000
10 or More Plate Appearances, Inning: 10 vs. Houston, September 10, 2017 (8th)
11 or More Plate Appearances, Inning: 11 vs. Houston, September 9, 2017 (8th)
12 or More Plate Appearances, Inning: 12 at Los Angeles (AL), August 30, 2017 (4th)
13 or More Plate Appearances, Inning: 15 at Chicago (AL), September 15, 2015 (4th)
16 or More Plate Appearances, Inning: 18 vs. California, July 5, 1996 (1st)
10 or More Runs, Inning: at Chicago (AL), September 15, 2014 (10 in t-4)
20 or More Hits, Game: vs. San Diego, June 17, 2015 (20)
Back-to-Back Games of 10 or More Runs: vs. Houston, September 9-10, 2017 (11-4, 10-2)
Three Straight Games of 10 or More Runs: vs. Houston, September 9-10, 2017 (11-1, 11-4, 10-2)
Four or More Stolen Bases, Game: at Los Angeles (AL), August 5, 2017 (4)
Five or More Stolen Bases, Game: vs. Chicago (AL), July 5, 2017 (6)
Seven or More Stolen Bases, Game: at Tampa Bay, August 6, 2011 (7)
Three or More Stolen Bases, Inning: vs. Chicago (AL), July 5, 2017 (3 in 4th)
Four or More Stolen Bases, Inning: vs. Seattle, September 8, 2010 (4 in 6th)
No Strikeouts, Game: at Detroit, July 1, 2014

OAKLAND HITTING – INDIVIDUAL

Lead-Off Home Run: Marcus Semien vs. Seattle, September 26, 2017
Inside-the-Park Home Run: Nick Swisher at New York, June 11, 2006
(Note: Mark Kotsay had an ITPHR at Minnesota in Game 2 of the ALDS, October 4, 2006)
Pinch-Hit Home Run: Josh Phegley at Los Angeles (AL), April 25, 2017
Pinch Hit Grand Slam: Scott Sizemore at Texas, September 10, 2011
Pinch Hit Game Ending Home Run: Chris Carter vs. Seattle, July 6, 2012
Walk Off Home Run: Mark Canha vs. Seattle, September 27, 2017
Walk Off Grand Slam: Khris Davis vs. Texas, May 17, 2016

The Last Time It Happened, continued

Inside-the-Park Grand Slam: Jim Essian vs. Toronto, June 10, 1979
Inside-the-Park Walk Off Home Run: Reggie Jackson vs. Boston, August 22, 1971
Two Home Runs, Game: Chad Pinder vs. Houston, September 9, 2017 (G#2)
Three Home Runs, Game: Khris Davis vs. Texas, May 17, 2016
Back-to-Back Multi-Homer Games: Josh Reddick at Toronto, August 9-10, 2013
Two Players, Multi-HR, Same Game: Jack Cust and Dan Johnson at Kansas City, May 10, 2007
Two Home Runs, Same Inning: Mark McGwire at Seattle (T5), Sept. 22, 1996
Home Runs From Both Sides of the Plate: Coco Crisp at New York (AL), August 24, 2011
Home Run First Major League At Bat: Terry Steinbach at Cleveland, Sept. 12, 1986
Home Run, First Major League Hit: Franklin Barreto at Chicago (AL), June 24, 2017
Hit First Major League At Bat: Tyler Ladendorf vs. Texas, April 8, 2015
Five Hits, Game: Josh Donaldson at Chicago (AL), September 9, 2014
Two Hits, Same Inning: Billy Butler, Mark Canha and Josh Reddick at Chicago (AL), September 15, 2015
Five or More RBI, Same Inning: Mark McGwire at Seattle, September 22, 1996
Three Steals, Game: Rajai Davis at Los Angeles (AL), August 5, 2017
Four Steals, Game: Rajai Davis vs. Chicago (AL), July 5, 2017
Five Steals, Game: Rickey Henderson vs. Seattle, July 29, 1989
Steal of Home: Mark Canha at Los Angeles (AL), August 5, 2017
Hitting for the Cycle: Mark Ellis vs. Boston, June 4, 2007
Two Strikeouts, Inning: Khris Davis vs. Houston, September 9, 2017 (G#1)
Hitless Streak, 20 or more at bats: 20, Khris Davis, August 16-22, 2017
Hitless Streak, 21 or more at bats: 25, Trevor Plouffe, May 27-June 5, 2017
Hitless Streak, 26 or more at bats: 28, Stephen Vogt, July 23-August 3, 2015
Hitless Streak, 29 or more at bats (single season): 33, Josh Donaldson, June 6-15, 2014
Hitless Streak, 34 or more at bats (single season): 34, Adam Rosales, June 30-September 26, 2011

OAKLAND FIELDING

Four or More Errors, Game: 4, vs. Los Angeles (AL), June 19, 2015
Five or More Errors, Game: 5, vs. Seattle, April 1, 2011
Six or More Errors, Game: 7 vs. Cleveland, June 7, 1987
Three Errors by Team, Inning: vs. Los Angeles (AL), June 19, 2015
Triple Play: vs. Minnesota, August 21, 2012 (Josh Donaldson to Adam Rosales to Chris Carter)
Turned Four or More DPs, Game: 4 at Houston, September 19, 2015
Turned Five or More DPs, Game: 5 vs. Kansas City, August 2, 2010

OAKLAND MISCELLANEOUS – TEAM

Four-Game Series, Sweep: vs. Houston, September 8-10, 2017
Four-Game Series, Swept: at Toronto, July 24-27, 2017
Tie Game: vs. Detroit, May 24, 1968 (2-2)
Three Consecutive Extra Inning Games: at Chicago, April 11-13, 2011 (10, 10, 10)
Rain Shortened Game: at Detroit, August 27, 2013
Game Postponed: vs. Houston, April 16, 2017
Game Cancelled: at Baltimore, September 6, 2008
Played a Game Under 2:00: 1:49, July 8, 2008 vs. Seattle
Doubleheader: vs. Houston, September 9, 2017
Scheduled Doubleheader: at Tampa Bay, June 10, 2017
Day-Night Doubleheader: at Baltimore, May 7, 2016
Doubleheader, Sweep: vs. Houston, September 9, 2017 (11-1, 11-4)
Doubleheader, Swept: at Texas, May 29, 2009 (3-6, 2-5)
Player Ejection: Matt Chapman vs. Los Angeles (AL), September 6, 2017
Manager Ejection: Bob Melvin at New York (AL), May 27, 2017
Coach Ejection: Darren Bush vs. Los Angeles (AL), September 4, 2017

ATHLETICS WHO HAVE HIT FOR THE CYCLE

Harry Davis at Boston, July 10, 1901
Nap Lajoie at Cleveland, July 30, 1901
Danny Murphy vs. St. Louis, August 25, 1910
Frank Baker at New York, July 3, 1911 (second game)
Mickey Cochrane at Washington, July 22, 1932
Mickey Cochrane at New York, August 2, 1933
Pinky Higgins at Washington, August 6, 1933
Jimmie Foxx at Cleveland, August 14, 1933
Doc Cramer at New York, June 10, 1934

Sam Chapman at St. Louis, May 5, 1939
Elmer Valo at Chicago, August 2, 1950
Tony Phillips at Baltimore, May 16, 1986
Mike Blowers at Chicago, May 18, 1998
Eric Chavez vs. Baltimore, June 21, 2000
Miguel Tejada at Seattle, September 29, 2001
Eric Byrnes at San Francisco, June 29, 2003
Mark Ellis vs. Boston, June 4, 2007



KHRIS DAVIS JOINS JIMMIE FOXX AS THE ONLY PLAYERS IN ATHLETICS HISTORY WITH BACK-TO-BACK 40-HOMER SEASONS.

HISTORY

NOTABLE PERFORMANCES & AWARD WINNERS

GENERAL

World Championships (9)

Year	Record	Opponent
1910	102-48	Chicago
1911	101-50	New York
1913	96-57	New York
1929	104-46	Chicago
1930	102-52	St. Louis
1972	93-62	Cincinnati
1973	94-68	New York
1974	90-72	Los Angeles
1989	99-63	San Francisco

American League Pennants (15)

Year	Record	Manager
1902	83-53	Connie Mack
1905	92-56	Connie Mack
1910	102-48	Connie Mack
1911	101-50	Connie Mack
1913	96-57	Connie Mack
1914	99-53	Connie Mack
1929	104-46	Connie Mack
1930	102-52	Connie Mack
1931	107-45	Connie Mack
1972	93-62	Dick Williams
1973	94-68	Dick Williams
1974	90-72	Alvin Dark
1988	104-58	Tony La Russa
1989	99-63	Tony La Russa
1990	103-59	Tony La Russa

West Division Titles (16)

Year	Record	Manager
1971	101-60	Dick Williams
1972	93-62	Dick Williams
1973	94-68	Dick Williams
1974	90-72	Alvin Dark
1975	98-64	Alvin Dark
1981	64-45	Billy Martin
1988	104-58	Tony La Russa
1989	99-63	Tony La Russa
1990	103-59	Tony La Russa
1992	96-66	Tony La Russa
2000	91-70	Art Howe
2002	103-59	Art Howe
2003	96-66	Ken Macha
2006	93-69	Ken Macha
2012	94-68	Bob Melvin
2013	96-66	Bob Melvin

American League Wild Card (2)

Year	Record	Manager
2001	102-60	Art Howe
2014	88-74	Bob Melvin

Batting Champions (6)

Year	Name	Avg.
1901	Nap Lajoie	.426
1930	Al Simmons	.381
1931	Al Simmons	.390
1933	Jimmie Foxx	.356

1951	Ferris Fain	.344
1952	Ferris Fain	.327

Home Run Champions (22)

Year	Name	HR
1901	Nap Lajoie	14
1902	Socks Seybold	16
1904	Harry Davis	10
1905	Harry Davis	8
1906	Harry Davis	12
1907	Harry Davis	8
1911	Frank Baker	11
1912	Frank Baker	10
1913	Frank Baker	12
1914	Frank Baker	9
1918	Tilly Walker	11
1932	Jimmie Foxx	58
1933	Jimmie Foxx	48
1935	Jimmie Foxx	36
1951	Gus Zernial	33
1973	Reggie Jackson	32
1975	Reggie Jackson	36
1981	Tony Armas	22
1987	Mark McGwire	49
1988	Jose Canseco	42
1991	Jose Canseco	44
1996	Mark McGwire	52

RBI Champions (11)

Year	Name	RBI
1901	Nap Lajoie	125
1905	Harry Davis	83
1906	Harry Davis	96
1912	Frank Baker	130
1913	Frank Baker	117
1929	Al Simmons	157
1932	Jimmie Foxx	169
1933	Jimmie Foxx	163
1951	Gus Zernial	125
1973	Reggie Jackson	117
1988	Jose Canseco	124

ERA Champions (12)

Year	Name	ERA
1905	Rube Waddell	1.48
1909	Harry Krause	1.39
1926	Lefty Grove	2.51
1929	Lefty Grove	2.82
1930	Lefty Grove	2.54
1931	Lefty Grove	2.05
1932	Lefty Grove	2.84
1970	Diego Segui	2.56
1971	Vida Blue	1.82
1974	Catfish Hunter	2.49
1981	Steve McCatty	2.32
1994	Steve Ontiveros	2.65

Strikeout Champions (13)

Year	Name	Tot.
1902	Rube Waddell	210
1903	Rube Waddell	302
1904	Rube Waddell	349
1905	Rube Waddell	287

1906	Rube Waddell	196
1907	Rube Waddell	232
1925	Lefty Grove	116
1926	Lefty Grove	194
1927	Lefty Grove	174
1928	Lefty Grove	183
1929	Lefty Grove	170
1930	Lefty Grove	209
1931	Lefty Grove	175

BBWAA AWARDS

AL Most Valuable Player

Lefty Grove	1931
Jimmie Foxx	1932
Jimmie Foxx	1933
Bobby Shantz	1952
Vida Blue	1971
Reggie Jackson	1973
Jose Canseco	1988
Rickey Henderson	1990
Dennis Eckersley	1992
Jason Giambi	2000
Miguel Tejada	2002

AL Cy Young Award

Vida Blue	1971
Jim Hunter	1974
Bob Welch	1990
Dennis Eckersley	1992
Barry Zito	2002

AL Rookie of the Year

Harry Byrd	1952
Jose Canseco	1986
Mark McGwire	1987
Walt Weiss	1988
Ben Grieve	1998
Bobby Crosby	2004
Huston Street	2005
Andrew Bailey	2009

AL Manager of the Year

Tony La Russa	1988
Tony La Russa	1992
Bob Melvin	2012

Bill Rigney "Good Guy" Award

Matt Stairs	1997
Rickey Henderson	1998
Jason Giambi	1999
Eric Chavez	2000
Johnny Damon	2001
Scott Hatteberg	2002
Tim Hudson	2003
Mark Kotsay	2004
Bobby Crosby	2005
Frank Thomas	2006
Mark Ellis	2007
Huston Street	2008
Kurt Suzuki	2009
Kurt Suzuki	2010
Gio Gonzalez	2011

Jonny Gomes	2012
Brandon Moss	2013
Sean Doolittle	2014
Stephen Vogt	2015
Marcus Semien	2016
Jed Lowrie	2017

Local Chapter MVP

Joe Rudi	1974
Rollie Fingers	1975
Vida Blue	1976
Jason Giambi	2000

LEAGUE AWARDS

AL Pitcher of the Month

Rick Langford	August, 1979
Matt Keough	April, 1981
Jay Howell	June, 1985
Steve Ontiveros	June, 1987
Dave Stewart	April, 1988
Mike Moore	July, 1989
Dave Stewart	April, 1990
Dave Stewart	September, 1990
Tim Hudson	September, 2000
Mark Mulder	July, 2001
Barry Zito	August, 2001
Barry Zito	September, 2001
Mark Mulder	June, 2002
Cory Lidle	August, 2002
Barry Zito	July, 2005
Esteban Loaiza	August, 2006
Dan Haren	May, 2007
Bartolo Colón	June, 2013
Sonny Gray	April, 2014
Sonny Gray	July, 2014
Scott Kazmir	July, 2015
Rich Hill	May, 2016

AL Player of the Month

Gene Tenace	September, 1975
Mike Davis	April, 1985
Carney Lansford	May, 1988
Jose Canseco	September, 1988
Jose Canseco	May, 1990
Dave Henderson	April, 1991
Mark McGwire	June, 1996
Jason Giambi	September, 2000
Jason Giambi	May, 2001
Jermaine Dye	August, 2001
Eric Chavez	September, 2001
Josh Donaldson	September, 2013

AL Rookie of the Month

Bobby Crosby	June, 2004
Joe Blanton	June, 2005
Joe Blanton	August, 2005
Andrew Bailey	August, 2009
Brett Anderson	September, 2009
Jemile Weeks	June, 2011
Yoenis Céspedes	September, 2012
Nate Freiman	May, 2013
Ryon Healy	September, 2016

World Series Most Valuable Player

Gene Tenace	1972
Reggie Jackson	1973

Rollie Fingers	1974
Dave Stewart	1989

ALCS Most Valuable Player

Dennis Eckersley	1988
Rickey Henderson	1989
Dave Stewart	1990

All-Star Game Most Valuable Player

Terry Steinbach	1988
-----------------	-------	------

Outstanding Designated Hitter Award

Dave Kingman	1984
Dave Parker	1989

Roberto Clemente Award

Dave Stewart	1990
--------------	-------	------

Joe Cronin Award

Rickey Henderson	1982
Jose Canseco	1988
Dave Stewart	1990

TEAM AWARDS

Dave Stewart Community Service Award

Ernie Young	1996
Scott Spiezio	1997
Tom Candiotti	1998
Art Howe	1999
Jason Giambi	2000
Terrence Long	2001
Tim Hudson	2002
Scott Hatteberg	2003
Eric Chavez	2004
Barry Zito	2005
Mark Kotsay	2006
Mark Ellis	2007
Dana Eveland	2008
Dallas Braden/Kurt Suzuki	2009
Craig Breslow	2010
Josh Willingham	2011
Jonny Gomes	2012
Sean Doolittle	2013
Jed Lowrie	2014
Stephen Vogt	2015
Stephen Vogt	2016
Liam Hendriks	2017

Jim "Catfish" Hunter Award

Tim Hudson	2004
Mark Ellis	2005
Jason Kendall	2006
Mark Ellis	2007
Mike Sweeney	2008
Kurt Suzuki	2009
Ben Sheets	2010
Josh Willingham	2011
Jonny Gomes	2012
Coco Crisp	2013
Stephen Vogt	2014
Stephen Vogt	2015
Stephen Vogt	2016
Jed Lowrie	2017

PLAYERS CHOICE AWARDS

AL Outstanding Pitcher of the Year

Barry Zito	2002
------------	-------	------

AL Outstanding Rookie

Ben Grieve	1998
Terrence Long	2000
Bobby Crosby	2004
Huston Street	2005

AL Comeback Player of the Year

Dennis Eckersley	1992
John Jaha	1999
Frank Thomas	2006

Man of the Year

Mark McGwire	1996
--------------	-------	------

THE SPORTING NEWS AWARDS

Major League Player of the Year

Reggie Jackson	1973
----------------	-------	------

AL Most Valuable Player

Al Simmons	1929
Jimmie Foxx	1932
Jimmie Foxx	1933

AL Player of the Year

Ferris Fain	1951
Reggie Jackson	1973
Tony Armas	1981
Jose Canseco	1988

AL Pitcher of the Year

Bobby Shantz	1952
Vida Blue	1971
Jim Hunter	1974
Bob Welch	1990
Dennis Eckersley	1992
Barry Zito	2002

AL Rookie Player of the Year

Dick Howser	1961
Mitchell Page	1977
Jose Canseco	1986
Mark McGwire	1987
Walt Weiss	1988
Ben Grieve	1998
Bobby Crosby	2004
Huston Street	2005

AL Rookie Pitcher of the Year

Jim Nash	1966
Tim Hudson	1999

AL Fireman of the Year

Jack Aker	1966
Dennis Eckersley	1988
Dennis Eckersley	1991
Dennis Eckersley	1992
Billy Koch	2002
Keith Foulke	2003

Notable Performances & Award Winners, continued

AL Comeback Player of the Year

Storm Davis1988
John Jaha.....1999

ML Manager of the Year

Billy Martin.....1981

AL Manager of the Year

Tony La Russa.....1988
Tony La Russa.....1992

ML Executive of the Year

Billy Beane.....1999
Billy Beane.....2012

Sportsman of the Year

Charles O. Finley.....1972
Mark McGwire.....1997

Major League All-Star Team

Mickey Cochrane, C.....1925
Eddie Rommel, P.....1925
Al Simmons, OF.....1927
Mickey Cochrane, C.....1928
Lefty Grove, P.....1928
Jimmie Foxx, 1B.....1929
Al Simmons, OF.....1929
Mickey Cochrane, C.....1929
Lefty Grove, P.....1929
Al Simmons, OF.....1930
Mickey Cochrane, C.....1930
Lefty Grove, P.....1930
Al Simmons, OF.....1931
Mickey Cochrane, C.....1931
Lefty Grove, P.....1931
Jimmie Foxx, 1B.....1932
Lefty Grove, P.....1932
Jimmie Foxx, 1B.....1933
Mike Higgins, 3B.....1934
Doc Cramer, OF.....1935
Mike Higgins, 3B.....1936
Ferris Fain, 1B.....1951
Ferris Fain, 1B.....1952
Bobby Shantz, P.....1952

American League All-Star Team

Norm Siebern, 1B.....1962
Reggie Jackson, OF.....1969
Vida Blue, LHP.....1971
Joe Rudi, OF.....1972
Sal Bando, 3B.....1973
Bert Campaneris, SS.....1973
Ken Holtzman, LHP.....1973
Reggie Jackson, OF.....1973
Sal Bando, 3B.....1974
Bert Campaneris, SS.....1974
Jim Hunter, RHP.....1974
Joe Rudi, OF.....1974
Reggie Jackson, OF.....1975
Joe Rudi, OF.....1976
Dwayne Murphy, OF.....1981
Rickey Henderson, OF.....1981
Tony Armas, OF.....1981
Dave Kingman, DH.....1984
Jose Canseco, OF.....1988
Dennis Eckersley, RP.....1988
Dave Stewart, RHP.....1988
Carney Lansford, 3B.....1989
Jose Canseco, OF.....1990
Rickey Henderson, OF.....1990
Bob Welch, RHP.....1990
Jose Canseco, OF.....1991
Mark McGwire, 1B.....1992
Mark McGwire, 1B.....1996
Mark Mulder, LHP.....2001
Eric Chavez, 3B.....2002
Barry Zito, LHP.....2002

WIRE SERVICE AWARDS

AP Player of the Year

Jose Canseco.....1988

AP Manager of the Year

Billy Martin.....1980

UPI Manager of the Year

Tony LaRussa.....1992

AP Major League All-Star Team

Rickey Henderson, OF.....1990
Bob Welch, RHP.....1990
Jose Canseco, OF.....1991
Dennis Eckersley, RP.....1992
Mark McGwire, 1B.....1992
Mark McGwire, 1B.....1996

UP AL All-Star Team

Mark McGwire, 1B.....1992
Dennis Eckersley, RP.....1992

UPI AL Comeback Player of the Year

Dave Kingman.....1984
Dave Henderson.....1988
Mark McGwire.....1992

UPI Executive of the Year

Sandy Alderson.....1988
Sandy Alderson.....1990

MISCELLANEOUS AWARDS

Organization of the Year

Baseball America.....1982
Topps.....1998
Baseball America.....1999
Howe Sports Data.....1999
Topps.....1999
Topps.....2004

Baseball America Executive of the Year

Billy Beane.....2002
Billy Beane.....2013

AL Rawlings Gold Glove

Joe Rudi, OF.....1974
Joe Rudi, OF.....1975
Joe Rudi, OF.....1976
Dwayne Murphy, OF.....1980
Mike Norris, P.....1980
Dwayne Murphy, OF.....1981
Mike Norris, P.....1981
Rickey Henderson, OF.....1981

RECENT PLAYER OF THE WEEK AWARD WINNERS

Yonder Alonso, May 7, 2017
Khris Davis, September 18, 2016*
Josh Reddick, May 3, 2015*
Sonny Gray and Josh Reddick, September 28, 2014*
Jon Lester, September 14, 2014
Brandon Moss, May 18, 2014
Brandon Moss, September 1, 2013
Josh Donaldson, April 28, 2013
Josh Reddick, September 3, 2012
Yoenis Cespedes, July 16, 2012
Brandon Moss, June 18, 2012
Hideki Matsui, July 25, 2011
Gio Gonzalez, July 4, 2011*
Trevor Cahill, August 9, 2010
Dallas Braden, May 10, 2010

Mark Ellis, August 10, 2009
Jack Cust, May 5, 2008
Jack Cust and Dan Johnson, May 14, 2007
Frank Thomas, September 11, 2006
Mark Kotsay, July 17, 2006
Eric Chavez, May 30, 2005
Eric Byrnes, August 2, 2004
Erubiel Durazo and Scott Hatteberg, June 14, 2004*
Miguel Tejada, August 25, 2003*
Mark Mulder, August 4, 2003
Barry Zito, May 5, 2003*
Scott Hatteberg, April 14, 2003
Tim Hudson, Sept. 9, 2002*
Eric Chavez, August 19, 2002

David Justice, April 1, 2002
Mark Mulder, August 6, 2001
Jason Giambi, September 18, 2000*
Barry Zito, September 11, 2000*
Miguel Tejada, August 8, 1999*
Matt Stairs, July 21, 1997
Geronimo Berroa, August 18, 1996
Scott Brosius, July 21, 1996
Jason Giambi, May 12, 1996
Scott Brosius, April 28, 1996
Matt Stairs, July 21, 1995
Geronimo Berroa, May 14, 1995
Bobby Witt, July 3, 1994
Mark McGwire, May 9, 1993

*indicates co-Player of the Week

Dwayne Murphy, OF	1982
Dwayne Murphy, OF	1983
Dwayne Murphy, OF	1984
Dwayne Murphy, OF	1985
Alfredo Griffin, SS	1985
Mark McGwire, 1B	1990
Eric Chavez, 3B	2001
Eric Chavez, 3B	2002
Eric Chavez, 3B	2003
Eric Chavez, 3B	2004
Eric Chavez, 3B	2005
Eric Chavez, 3B	2006
Josh Reddick, OF	2012

AL Silver Slugger Award

Rickey Henderson	1981
Jose Canseco	1988
Jose Canseco	1990
Rickey Henderson	1990
Jose Canseco	1991
Mark McGwire	1992
Mark McGwire	1996
Jason Giambi	2001
Eric Chavez	2002

AL Rolands Relief Man Award

Dennis Eckersley	1988
Dennis Eckersley	1992
Billy Koch	2002
Keith Foulke	2003

Topps ML Rookie All-Star Team

Dick Howser, OF	1961
Ed Charles, 3B	1962
Manny Jimenez, OF	1962
Bert Campaneris, SS	1964
Jim Nash, RHP	1966
Rick Monday, OF	1967
Angel Mangual, OF	1971
Claudell Washington, OF	1974
Wayne Gross, 3B	1977
Mitchell Page, OF	1977
Dave Revering, 1B	1978
John Johnson, LHP	1978
Bob Kearney, C	1983
Jose Canseco, OF	1986
Mark McGwire, 1B	1987
Walt Weiss, SS	1988
Felix Jose, OF	1990
Tony Batista, 2B	1996
Ben Grieve, OF	1998
A.J. Hinch, C	1998
Terrence Long, OF	2000

Mark Ellis, 2B	2002
Bobby Crosby, SS	2004
Dan Johnson, 1B	2005
Huston Street, P	2005
Brad Ziegler, P	2008
Yoenis Cespedes, OF	2012

Tony Conigliaro Award

Jim Mecir	2003
-----------	------

The Hutch Award

Carney Lansford	1992
Jason Giambi	2000

AL Chalmers Award*

Eddie Collins	1914
---------------	------

Early American League MVPs*

Mickey Cochrane, C	1928
--------------------	------

*The Baseball Writers' Association of America officially balloted and named the MVP in each major league since 1931. The earlier awards were known as the Chalmers (automobile) Award (1911-14) and then the league made the award from 1922 through 1928.

ATHLETICS IN THE HALL OF FAME

Players (6)	Year Inducted	Pos.	Career Avg.	Years With Athletics
Frank Baker	1955	3B	.307	1908-14
Mickey Cochrane	1947	C	.320	1925-33
Jimmie Foxx	1951	1B	.325	1925-35
Rickey Henderson	2009	OF	.279	1979-1984; 89-93; 94-95; 98
Reggie Jackson	1993	OF	.262	1967-75; 87
Al Simmons	1953	OF	.334	1924-32; 40-41; 44

Pitchers (7)	Year Inducted	Career Record	Career ERA	Years With Athletics
Chief Bender	1953	212-127	2.46	1903-14
Dennis Eckersley	2004	197-171, 390 SVs	3.50	1987-95
Rollie Fingers	1992	114-118, 341 SVs	2.90	1968-76
Lefty Grove	1947	300-141	3.06	1925-33
Jim Hunter	1987	224-166	3.26	1965-74
Eddie Plank	1946	326-194	2.35	1901-14
Rube Waddell	1946	193-143	2.16	1902-07

Managers (3)	Year Inducted	Career Record	Years With Athletics
Tony La Russa	2014	2728-2365	1986-95
Connie Mack	1937	3776-4025	1901-50
Dick Williams	2008	1571-1451	1971-73

Other Hall of Famers Who Spent Part of Their Career With the Athletics (24): Orlando Cepeda (1972); Ty Cobb (1927-28); Eddie Collins (1906-14; 1927-30); Jimmy Collins (1907-08); Stan Coveleski (1912); Elmer Flick (1902); Nellie Fox (1947-49); Rich Gossage (1992-93); Whitey Herzog (1958-60); Waite Hoyt (1931); George Kell (1943-46); Nap Lajoie (1901-02; 1915-16); Willie McCovey (1976); Joe Morgan (1984); Satchel Paige (1965); Herb Pennock (1912-15); Mike Piazza (2007); Tim Lincecum (1999); Enos Slaughter (1955-56); Tris Speaker (1928); Don Sutton (1985); Frank Thomas (2006; 08); Zack Wheat (1927); Billy Williams (1975-76).

Broadcasters Who Spent Part of Their Careers With the Athletics (Ford C. Frick Award): By Saam (1938-54); Harry Caray (1970); Jon Miller (1974); Lon Simmons (1981-1995); Bill King (1981-2005)

Note: For purpose of comparison, the National Baseball Hall of Fame uses "games played" and "games won" as the determining factors for position players and pitchers who played for more than one club during their careers. Based on that criteria, Willie McCovey, for example, is not counted among the Athletics 16 representatives.

ATHLETICS RETIRED NUMBERS

JIM “CATFISH” HUNTER

27

Pitcher

Born: April 8, 1946


Batted: Right

Hall of Fame Induction: 1987

Birthplace: Hertford, NC

Threw: Right

Number Retired: June 9, 1991



A control pitcher with a sneaky fastball, Catfish Hunter enjoyed a 15-year major league career with the Kansas City/Oakland Athletics and the New York Yankees...posted a 224-166 career record with a 3.26 ERA before arm trouble ended his career at the age of 33...holds Oakland's all-time career mark for wins (131)...won 20 or more games five consecutive seasons (1971-75), including his Cy Young Award-winning season of 1974 when he won a career-high 25 games... won five World Series rings, three with the A's and two with the Yankees...was 4-0 with one save in seven World Series appearances with the A's...signed a free agent contract with the Yankees in 1975 and helped New York to three straight pennants (1976-78)...was an eight-time All-Star...pitched a perfect game on May 8, 1968 against the Minnesota Twins...made his major league debut in 1965 with the Kansas City Athletics and did not miss a start until 1977...a good hitting pitcher, he batted .350 (36-for-103) in 1971 and had a .226 lifetime average with six home runs...nicknamed "Catfish" for effect by A's owner Charles O. Finley...soft-spoken and humble with a dose of country charm, he was inducted into the Hall of Fame in 1987.

ROLLIE FINGERS

34

Pitcher

Born: August 25, 1946


Batted: Right

Hall of Fame Induction: 1992

Birthplace: Steubenville, OH

Threw: Right

Number Retired: July 5, 1993



Almost as famous for his handlebar mustache as his pitching, Rollie Fingers is one of the greatest relief pitchers in major league history...in his 17-year career spent with Oakland (1968-76), San Diego (1977-80) and Milwaukee (1981-85), the seven-time All-Star chalked up 341 saves to go along with a 114-118 career mark...made his ML debut in 1968 and began the 1969, '70 and '71 seasons as a starter, but finished all three seasons in the bullpen...became a full-time reliever in 1972, winning 11 games in relief and saving 21 to help Oakland to its first World Series appearance...saved 22 games and posted a 1.92 ERA in 1973...earned a win and two saves in the '74 World Series against the Los Angeles Dodgers...in 1975, pitched the final two innings of a four-pitcher no-hitter as he, Vida Blue, Glenn Abbott and Paul Lindblad combined to blank the California Angels, 5-0...signed a free agent contract with San Diego following the 1976 season and promptly led the National League in appearances (78) and saves (35)...posted a career high 37 saves for the Padres in 1978...returned to the American League in 1981 after being traded to Milwaukee and led the AL in saves with 28 to go along with a 1.04 ERA as the Brewers made their first-ever postseason appearance... captured both the Cy Young and Most Valuable Player Awards in 1981 after figuring in 55 percent of the Brewers victories...retired following the 1985 season...inducted into the Hall of Fame in 1992.

REGGIE JACKSON

9

Outfielder

Born: May 18, 1946


Batted: Left

Hall of Fame Induction: 1993


Birthplace: Wyncote, PA

Threw: Left

Number Retired: May 22, 2004



Was originally selected by the Kansas City Athletics in the first round of the 1966 June Draft and played for 21 seasons in the Major Leagues, including nine seasons in Oakland (1968-75; 1987)...was a .262 career hitter with 563 home runs and 1702 RBI...named American League Most Valuable Player in 1973...appeared in 12 All-Star Games, 11 League Championship Series and five World Series...“Mr. October” played in five World Series (27 games) and was a part of four world championship clubs...earned World Series MVP honors in 1973 with Oakland and again in 1977 with New York... belted three home runs in Game Six of the 1977 World Series, all on the first pitch...once said, “Some people call October a time of pressure. I call it a time of character.”...stole 228 bases in his career...finished among the AL Top 10 in home runs 13 times and led the circuit on four occasions...had 16 seasons of at least 20 home runs which ties an AL record...had six seasons of 100 or more RBI...when his number was retired on May 22, 2004, he ranked second on Oakland's career charts in home runs (268), double (230) and extra base hits (521)...became the eighth player to have his number retired by at least two teams and third to have two different numbers retired...inducted into the Hall of Fame in 1993.

Pitcher**Born:** October 3, 1954**Batted:** Right**Hall of Fame Induction:** 2004**Birthplace:** Oakland, CA**Threw:** Right**Number Retired:** August 13, 2005

Dennis Eckersley blazed a unique path to the Hall of Fame that most likely will never be repeated, beginning his career as a highly-touted starting pitcher before transforming into arguably the best closer the game has ever seen...from 1988 to 1992, Eck averaged 44 saves a season and helped the A's to four American League West crowns, three AL pennants and a World Series title in 1989...had 15 career postseason saves, including four when he was named 1988 ALCS MVP against Boston...was a six-time All-Star, including four times with Oakland (1988, 90-92)...earned both the American League Cy Young and Most Valuable Player Awards in 1992 after recording a league leading, career high and Oakland record 51 saves in 54 opportunities...finished his Oakland career as the Athletics career leader in saves (320)...tossed a no-hitter against California on May 30, 1977 as a member of the Cleveland Indians...ended his 24-year major league career with a record of 197-171 to go along with 390 saves and a 3.50 ERA...inducted into the Hall of Fame in 2004...had his number retired by the Oakland Athletics on August 13, 2005.

RICKEY HENDERSON

Outfielder**Born:** December 25, 1958**Batted:** Right**Hall of Fame Induction:** 2009**Birthplace:** Chicago, IL**Threw:** Left**Number Retired:** August 1, 2009

Rickey Henderson is one of the greatest leadoff hitters in baseball history...when his 25-year career concluded following the 2003 season, he was Major League Baseball's all-time leader in runs (2295), stolen bases (1406) and walks (2190)...he also banded out 3,055 hits, 297 home runs and 1,115 RBI with a .401 on-base percentage...he also hit 81 home runs leading off a game, still a ML mark...Henderson made his ML debut with Oakland in 1979 and had four stints with the A's (1979-84, 89-93, 94-95, 98)...he also played for both New York teams, San Diego, Boston, Los Angeles, Anaheim, Seattle and Toronto...Henderson was a 10-time All-Star and was named 1990 American League Most Valuable Player after batting .325 with 28 home runs, 61 RBI, 119 runs scored, 97 walks and 65 stolen bases...he set the ML single season stolen base record with 130 in 1982 and led the league in steals 12 times...inducted into the Hall of Fame in 2009...had his number retired by the Oakland Athletics on August 1, 2009...at the time, he was Oakland's all-time leader in games (1704), at bats (6140), runs (1270), hits (1768), doubles (289), triples (41), walks (1227) and stolen bases (867).

SPECIAL RECOGNITION

WALTER A. HAAS, JR.

One of the most beloved owners in the history of the Athletics organization, Walter A. Haas, Jr. purchased the A's from Charles O. Finley in 1980, saving the team from potentially moving out of the area...during his 15-year ownership period, the A's won one World Championship (1989) and captured three consecutive American League pennants (1988-90)...team broke franchise attendance records each of those seasons, attracting a record 2.9 million fans to the Coliseum in 1990...long considered one of the top business and civic leaders in the United States, Haas headed some of the finest corporations in the country, including Levi Strauss, Bank of America, United Air Lines and the Pacific Telephone Company...the A's paid tribute to his ownership reign on September 17, 1995 on Haas Family Tribute Day, when an honorary jersey was retired...Haas passed away on September 20, 1995...inducted to the Bay Area Sports Hall of Fame in 2013.



JACKIE ROBINSON

Jackie Robinson burst onto the scene in 1947, breaking baseball's color barrier and bringing the Negro leagues' electrifying style of play to the majors...quickly became baseball's top drawing card and a symbol of hope to millions of Americans...led the Dodgers to six pennants in his 10 seasons...dominated games on the base paths, stealing home 19 times while riling opposing pitchers with his daring baserunning style...was named National League MVP in 1949, leading the loop in hitting (.342) and steals (37), while knocking in 124 runs...passed away on October 24, 1972 in Stamford, Conn...was named to Major League Baseball's All-Century Team...number 42 was retired by every Major League team in 1997.



ATHLETICS ALL-STAR GAME SELECTIONS

1933 Connie Mack (manager), Jimmie Foxx (1b), Lefty Grove (p)
 1934 Jimmie Foxx (1b), Pinky Higgins (3b)
 1935 Jimmie Foxx (1b), Bob Johnson (of)
 1936 Pinky Higgins (3b)
 1937 Wally Moses (of)
 1938 Bob Johnson (of)
 1939 Russell Blackburne (coach), Frank Hayes (c), Bob Johnson (of)
 1940 Frank Hayes (c), Bob Johnson (of)
 1941 Frank Hayes (c)
 1942 Bob Johnson (of)
 1943 Russell Blackburne (coach), Dick Siebert (1b)
 1944 Frank Hayes (c), Bobo Newsom (p)
 1945 NO GAME
 1946 Buddy Rosar (c), Sam Chapman (of)
 1947 Buddy Rosar (c)
 1948 Buddy Rosar (c)*, Joe Coleman (p)
 1949 Eddie Joost (ss)*, Lou Brissie (p), Alex Kellner (p)
 1950 Ferris Fain (1b)
 1951 Ferris Fain (1b)*, Bobby Shantz (p)
 1952 Ferris Fain (1b), Bobby Shantz (p), Eddie Joost (ss)
 1953 Gus Zernial (of)*, Eddie Robinson (1b)
 1954 Jim Finigan (3b)
 1955 Jim Finigan (3b)*, Vic Power (1b)
 1956 Harry Simpson (of), Vic Power (1b)
 1957 Joe DeMaestri (ss)
 1958 Bob Cerv (of)*
 1959 Harry Craft (coach), Bud Daley (p), Roger Maris (of)****
 1960 Bud Daley (p)
 1961 Dick Howser (ss)
 1962 Norm Siebern (1b), Hank Bauer (coach)****
 1963 Norm Siebern (1b-of)
 1964 John Wyatt (p)
 1965 John O'Donoghue (p)
 1966 Jim Hunter (p)
 1967 Jim Hunter (p)
 1968 Bert Campaneris (ss), Rick Monday (of), John Odum (p)
 1969 Sal Bando (3b)*, Reggie Jackson (of)*, John Odum (p)
 1970 Jim Hunter (p)
 1971 Vida Blue (p), Dave Duncan (c), Reggie Jackson (of)
 1972 Dick Williams (coach), Sal Bando (3b), Bert Campaneris (ss), Ken Holtzman (p), Jim Hunter (p), Reggie Jackson (of)*, Joe Rudi (of)
 1973 Dick Williams (manager), Sal Bando (3b), Bert Campaneris (ss), Rollie Fingers (p), Ken Holtzman (p), Jim Hunter (p), Reggie Jackson (of)*
 1974 Sal Bando (3b), Bert Campaneris (ss)*, Rollie Fingers (p), Jim Hunter (p), Reggie Jackson (of)*, Joe Rudi (of)
 1975 Alvin Dark (manager), Wes Stock (coach), Vida Blue (p), Bert Campaneris (ss)*, Rollie Fingers (p), Reggie Jackson (of)*, Joe Rudi (of)*, Gene Tenace (c), Claudell Washington (of)
 1976 Rollie Fingers (p), Phil Garner (2b)
 1977 Wayne Gross (3b)
 1978 Matt Keough (p)
 1979 Jeff Newman (c)
 1980 Rickey Henderson (of)
 1981 Tony Armas (of), Mike Norris (p)
 1982 Billy Martin (manager), Art Fowler (coach), Jackie Moore (coach), Rickey Henderson (of)*
 1983 Rickey Henderson (of)

1984 Bill Caudill (p), Rickey Henderson (of), Jackie Moore (coach)
 1985 Jay Howell (p)
 1986 Jose Canseco (of)
 1987 Tony La Russa (coach), Rene Lachemann (coach), Jay Howell (p), Mark McGwire (1b)
 1988 Jose Canseco (of)*, Dennis Eckersley (p), Carney Lansford (3b), Mark McGwire (1b)*, Terry Steinbach (c)*
 1989 Tony La Russa (manager), Dave Duncan (coach), Art Kusnyer (coach), Jose Canseco (of)***, Mark McGwire (1b)*, Mike Moore (p), Terry Steinbach (c)*, Dave Stewart (p)*
 1990 Tony La Russa (manager), Dave Duncan (coach), Dave McKay (coach), Jose Canseco (of)*, Dennis Eckersley (p), Rickey Henderson (of)*, Mark McGwire (1b)*, Bob Welch (p)*
 1991 Tony La Russa (manager), Dave Duncan (coach), Rene Lachemann (coach), Tommie Reynolds (coach), Harold Baines (of), Dennis Eckersley (p), Dave Henderson (of)*, Rickey Henderson (of)*, Mark McGwire (1b)**
 1992 Jose Canseco (of)***, Dennis Eckersley (p), Mark McGwire (1b)*
 1993 Terry Steinbach (c)
 1994 Ruben Sierra (of)
 1995 Mark McGwire (1b)***, Steve Ontiveros (rhp)
 1996 Mark McGwire (1b)
 1997 Mark McGwire (1b)
 1998 Art Howe (coach), Ben Grieve (of)
 1999 John Jaha (1b)
 2000 Jason Giambi (1b)*, Tim Hudson (rhp), Jason Istringhausen (rhp)
 2001 Jason Giambi (1b)
 2002 Miguel Tejada (ss), Barry Zito (lhp)
 2003 Ramon Hernandez (c), Keith Foulke (rhp), Mark Mulder (lhp), Barry Zito (lhp)****
 2004 Mark Mulder (lhp)*, Tim Hudson (rhp)***
 2005 Justin Duchscherer (rhp), Ken Macha (coach)
 2006 Barry Zito (lhp)
 2007 Dan Haren (rhp)*
 2008 Justin Duchscherer (rhp)
 2009 Andrew Bailey (rhp)
 2010 Andrew Bailey (rhp), Trevor Cahill (rhp)*****, Bob Geren (coach)
 2011 Gio Gonzalez (lhp)
 2012 Ryan Cook (rhp), Bob Melvin (coach)
 2013 Grant Balfour (rhp), Bartolo Colon**** (rhp)
 2014 Yoenis Cespedes (of), Josh Donaldson (3b)*, Sean Doolittle (lhp), Scott Kazmir (lhp), Brandon Moss (1b/of), Derek Norris (c), Jeff Samardzija (rhp)*****
 2015 Sonny Gray (rhp)*****, Stephen Vogt (c)
 2016 Stephen Vogt (c)
 2017 Yonder Alonso (1b)

* All-Star Game Starters

** Elected Starter, Injured

*** Injured, did not play

**** Second game addition

***** Ineligible List, did not play

***** Named to NL All-Star Team, ineligible list

OAKLAND ATHLETICS IN SEASON OPENERS

Year	Date	Opponent	W-L	Score	WP	LP	Attendance
1968	April 10	at Baltimore	L	1-3	Phoebus	Hunter	22,050
1969	April 8	Chicago	W	5-2	Odum	Peters	23,610
1970	April 7	at Kansas City	W	6-4	Odum	Bunker	18,127
1971	April 5	at Washington	L	0-8	Bosman	Blue	45,061
1972	April 15	Minnesota	W	4-3 (11)	Locker	LaRoche	9,912
1973	April 6	Minnesota	L	3-8	Blyleven	Hunter	37,972
1974	April 4	at Texas	W	7-2	Hunter	Bibby	21,907
1975	April 8	Chicago	W	3-2	Blue	Wood	17,474
1976	April 9	at California	W	5-2	Torrez	Tanana	30,094
1977	April 9	Minnesota	W	7-4	Torrez	Schuler	12,562
1978	April 7	at California	L	0-1	Tanana	Langford	29,194
1979	April 6	Minnesota	L	3-5	Goltz	Langford	10,387
1980	April 10	Minnesota	L	7-9 (12)	Corbett	McCatty	24,415
1981	April 9	at Minnesota	W	5-1	Norris	Koosman	42,658
1982	April 6	California	W	3-2 (11)	Jones	Aase	48,348
1983	April 4	Cleveland	L	5-8	Sutcliffe	Langford	34,831
1984	April 3	Milwaukee	W	6-5	Burgmeier	Fingers	45,398
1985	April 9	at Seattle	L	3-6	Moore	Codioli	37,161
1986	April 8	Minnesota	L	2-3	Viola	Codioli	44,726
1987	April 7	at Minnesota	L	4-5 (10)	Frazier	Krueger	43,548
1988	April 4	Seattle	W	4-1	Stewart	Langston	45,333
1989	April 3	Seattle	W	3-2	Stewart	Langston	46,163
1990	April 9	Minnesota	W	8-3	Stewart	Anderson	45,207
1991	April 9	Minnesota	W	7-2	Stewart	Morris	44,373
1992	April 6	Kansas City	W	5-3	Honeycutt	Aquino	44,078
1993	April 5	Detroit	W	9-4	Welch	Moore	43,370
1994	April 5	at Milwaukee	L	7-11	Kiefer	Ontiveros	52,012
1995	April 26	at Toronto	L	1-13	Cone	Stewart	50,426
1996	April 1	vs. Toronto*	L	6-9	Hanson	Reyes	7,292
1997	April 2	Cleveland	L	7-9	Kline	Wengert	41,332
1998	April 1	Boston	L	0-2	Martinez	Candiotti	36,915
1999	April 4	New York	W	5-3 (8)	Mathews	Stanton	46,380
2000	April 3	Detroit	L	4-7	Nomo	Appier	53,498
2001	April 2	at Seattle	L	4-5	Rhodes	Mecir	45,911
2002	April 1	Texas	W	8-3	Mulder	Park	43,908
2003	April 1	Seattle	W	5-0	Hudson	Garcia	41,723
2004	April 5	Texas	W	5-4	Bradford	Nelson	45,122
2005	April 4	at Baltimore	L	0-4	Lopez	Zito	48,271
2006	April 3	New York	L	2-15	Johnson	Zito	35,077
2007	April 2	at Seattle	L	0-4	Hernandez	Haren	46,002
2008	March 25	vs. Boston**	L	5-6 (10)	Okajima	Street	44,628
2009	April 6	at Los Angeles	L	0-3	Saunders	Braden	43,220
2010	April 5	Seattle	L	3-5	League	Ziegler	30,686
2011	April 1	Seattle	L	2-6	Hernandez	Breslow	36,067
2012	March 28	vs. Seattle**	L	1-3	Wilhelmsen	Carignan	44,227
2013	April 1	Seattle	L	0-2	Hernandez	Anderson	36,067
2014	March 31	Cleveland	L	0-2	Allen	Johnson	36,067
2015	April 6	Texas	W	8-0	Gray	Gallardo	36,067
2016	April 4	Chicago (AL)	L	3-4	Sale	Hill	35,067
2017	April 3	Los Angeles (AL)	W	4-2	Graveman	Nolasco	36,067

*Las Vegas, Nev. **Tokyo, Japan

Overall Record: 22-28 (Oakland 18-14, Road 4-11, Tokyo 0-2, Las Vegas 0-1)

OAKLAND A'S OPENING DAY TRIVIA

Youngest Opening Day Starters

Claudell Washington, LF (1975)	20 yrs, 220 days
Rickey Henderson, LF (1980)	21 yrs, 106 days
Eric Chavez, 3B (1999)	21 yrs, 119 days
Claudell Washington, RF (1976)	21 yrs, 221 days
Vida Blue, P (1971)	21 yrs, 251 days

Oldest Opening Day Starters

Reggie Jackson, DH (1987)	40 yrs, 324 days
Tom Candiotti, P (1998)	40 yrs, 213 days
Joe Morgan, 2B (1984)	40 yrs, 196 days
Tony Phillips, 2B (1999)	39 yrs, 344 days
Randy Velarde, 2B (2002)	39 yrs, 128 days

OAKLAND A'S OPENING DAY LINEUPS

1968
 CampanerisSS
 R. JacksonRF
 Bando3B
 Webster1B
 Donaldson2B
 PagliarioniC
 GosgerLF
 MondayCF
 HunterP

1969
 CampanerisSS
 R. JacksonRF
 HershbergerLF
 Bando3B
 Cater1B
 Green2B
 MondayCF
 DuncanC
 OdumP

1970
 CampanerisSS
 MondayCF
 F. AlouLF
 R. JacksonRF
 Bando3B
 Mincher1B
 Green2B
 FernandezC
 OdumP

1971
 CampanerisSS
 F. AlouLF
 R. JacksonRF
 Mincher1B
 Bando3B
 MondayCF
 DuncanC
 Green2B
 BlueP

1972
 CampanerisSS
 RudiLF
 R. JacksonRF
 Bando3B
 Epstein1B
 B. BrooksCF
 DuncanC
 Green2B
 HoltzmanP

1973
 NorthDH
 MaxvillSS
 RudiLF
 R. JacksonRF
 Bando3B
 Tenace1B
 ConigliaroCF
 FosseC
 Green2B
 HunterP

1974
 NorthCF
 CampanerisSS
 Bando3B
 R. JacksonRF
 Tenace1B
 RudiLF
 D. JohnsonDH
 FosseC
 Green2B
 HunterP

1975
 NorthCF
 CampanerisSS
 Bando3B
 R. JacksonRF
 Rudi1B
 B. WilliamsDH
 TenaceC
 C. WashingtonLF
 Garner2B
 BlueP

1976
 NorthCF
 CampanerisSS
 C. WashingtonRF
 Baylor1B
 RudiLF
 Bando3B
 TenaceC
 B. WilliamsDH
 Garner2B
 M. TorrezP

1977
 NorthCF
 Scott2B
 PageLF
 Allen1B
 SanguillenC
 Gross3B
 E. WilliamsDH
 ArmasRF
 PiccioloSS
 M. TorrezP

1978
 DiloneLF
 NorthCF
 Thomasson1B
 ArmasRF
 G. AlexanderDH
 EssianC
 Gross3B
 GuerreroSS
 Staggs2B
 LangfordP

1979
 BurkeLF
 DiloneRF
 PageDH
 NewmanC
 Revering1B
 Edwards2B
 ArmasCF
 Klutts3B
 PiccioloSS
 LangfordP

1980
 HendersonLF
 MurphyCF
 HeathC
 Newman1B
 EssianDH
 ArmasRF
 GuerreroSS
 Klutts3B
 Picciolo2B
 LangfordP

1981
 HendersonLF
 MurphyCF
 C. JohnsonDH
 ArmasRF
 HeathC
 Newman1B
 Babbitt2B
 McKay3B
 PiccioloSS
 NorrisP

1982
 HendersonLF
 MurphyCF
 MeyerDH
 ArmasRF
 Gross3B
 Spencer1B
 Lopes2B
 KearneyC
 StanleySS
 LangfordP

1983
 HendersonLF
 DavisRF
 Lansford3B
 MurphyCF
 BurroughsDH
 Moore1B
 Lopes2B
 KearneyC
 PhillipsSS
 LangfordP

1984
 HendersonLF
 MurphyCF
 Morgan2B
 Lansford3B
 Bochte1B
 KingmanDH
 DavisRF
 HeathC
 HillSS
 McCattyP

1985
 CollinsLF
 Lansford3B
 MurphyCF
 KingmanDH
 Bochte1B
 HeathC
 DavisRF
 Hill2B
 GriffinSS
 CodiroliP

1986
 Phillips2B
 MurphyCF
 BakerDH
 Kingman1B
 CansecoLF
 Lansford3B
 DavisRF
 GriffinSS
 TettletonC
 CodiroliP

1987
 DavisRF
 Phillips2B
 Lansford3B
 CansecoLF
 JacksonDH
 MurphyCF
 R. Nelson1B
 TettletonC
 GriffinSS
 YoungP

1988
 Phillips2B
 Lansford3B
 CansecoRF
 McGwire1B
 ParkerLF
 HendersonCF
 BaylorDH
 SteinbachC
 WeissSS
 StewartP

1989
 PhillipsLF
 D. HendersonCF
 Lansford3B
 McGwire1B
 SteinbachC
 ParkerDH
 Hubbard2B
 JavierRF
 WeissSS
 StewartP

1990
 R. HendersonLF
 Lansford3B
 CansecoRF
 McGwire1B
 D. HendersonCF
 SteinbachC
 JavierDH
 Gallego2B
 WeissSS
 StewartP

1991
 R. HendersonLF
 D. HendersonCF
 CansecoRF
 BainesDH
 SteinbachC
 McGwire1B
 Riles3B
 WeissSS
 Gallego2B
 StewartP

1992
 R. HendersonLF
 WilsonCF
 CansecoRF
 BainesDH
 McGwire1B
 SteinbachC
 Lansford3B
 BordickSS
 Blankenship2B
 StewartP

1993

R. Henderson LF
 D. Henderson CF
 Sierra RF
 McGwire 1B
 Neel DH
 Steinbach C
 Browne 3B
 Bordick SS
 Blankenship 2B
 Welch P

1994

Henderson LF
 Javier CF
 Sierra RF
 McGwire 1B
 Gates 2B
 Neel DH
 Steinbach C
 Brosius 3B
 Bordick SS
 Witt P

1995

Henderson LF
 Javier CF
 Berroa DH
 Sierra RF
 McGwire 1B
 Steinbach C
 Brosius 3B
 Gallego 2B
 Bordick SS
 Stewart P

1996

Young CF
 Gates 2B
 Giambi 1B
 Berroa DH
 Plantier LF
 Muñoz RF
 Steinbach C
 Lovullo 3B
 Bordick SS
 Reyes P

1997

Batista SS
 Brosius 3B
 Canseco RF
 McGwire 1B
 Berroa DH
 Giambi LF
 Young CF
 Spiezio 2B
 Williams C
 Prieto P

1998

Henderson LF
 Magadan 3B
 Grieve RF
 Stairs DH
 Giambi 1B
 Spiezio 2B
 Hinch C
 McDonald CF
 Bournigal SS
 Candiotti P

1999

Phillips 2B
 McDonald CF
 Giambi DH
 Stairs RF
 Jaha 1B
 Grieve LF
 Chavez 3B
 Hinch C
 Tejada SS
 Heredia P

2000

Becker CF
 Tejada SS
 Giambi, Ja. 1B
 Jaha DH
 Stairs RF
 Grieve LF
 Hernandez C
 Chavez 3B
 Menechino 2B
 Appier P

2001

Damon LF
 Ortiz 2B
 Giambi, Ja. 1B
 Saenz DH
 Chavez 3B
 Tejada SS
 Long CF
 Giambi, Je. RF
 Hernandez C
 Hudson P

2002

Giambi, Je. LF
 Velarde 2B
 Hatteberg DH
 Justice RF
 Chavez 3B
 Tejada SS
 Long CF
 Hernandez C
 Pena 1B
 Mulder P

2003

Ellis 2B
 Hatteberg 1B
 Tejada SS
 Chavez 3B
 Dye RF
 Durazo DH
 Long LF
 Hernandez C
 Singleton CF
 Hudson P

2004

Kotsay CF
 Kielty LF
 Chavez 3B
 Dye RF
 Durazo DH
 Karros 1B
 Crosby SS
 Miller C
 Scutaro 2B
 Hudson P

2005

Kotsay CF
 Kendall C
 Chavez 3B
 Durazo DH
 Hatteberg 1B
 Byrnes LF
 Crosby SS
 Swisher RF
 Ellis 2B
 Zito P

2006

Ellis 2B
 Kotsay CF
 Crosby SS
 Chavez 3B
 Thomas DH
 Bradley RF
 Payton LF
 Kendall C
 Swisher 1B
 Zito P

2007

Kendall C
 Stewart LF
 Bradley CF
 Piazza DH
 Chavez 3B
 Swisher 1B
 Crosby SS
 Buck RF
 Ellis 2B
 Haren P

2008

Buck RF
 Ellis 2B
 Barton 1B
 Cust DH
 Brown LF
 Crosby SS
 Hannahan 3B
 Suzuki C
 R. Sweeney CF
 Blanton P

2009

Sweeney CF
 Cabrera SS
 Giambi DH
 Holliday LF
 Garciparra 1B
 Chavez 3B
 Suzuki C
 Cust RF
 Ellis 2B
 Braden P

2010

Davis CF
 Barton 1B
 Sweeney RF
 Kouzmanoff 3B
 Suzuki C
 Chavez DH
 Ellis 2B
 Buck LF
 Pennington SS
 Sheets P

2011

Crisp CF
 Barton 1B
 DeJesus RF
 Willingham LF
 Matsui DH
 Suzuki C
 Ellis 2B
 Kouzmanoff 3B
 Pennington SS
 Cahill P

2012

Weeks 2B
 Pennington SS
 Crisp LF
 Smith DH
 Suzuki C
 Reddick RF
 Céspedes CF
 Allen 1B
 Sogard 3B
 McCarthy P

2013

Crisp CF
 Jaso C
 Reddick RF
 Céspedes LF
 Lowrie SS
 Moss 1B
 Donaldson 3B
 Smith DH
 Sogard 2B
 Anderson P

2014

Crisp CF
 Donaldson 3B
 Lowrie SS
 Moss DH
 Céspedes LF
 Jaso C
 Reddick RF
 Barton 1B
 Sogard 2B
 Gray P

2015

Gentry RF
 Fuld CF
 Zobrist LF
 Butler DH
 Davis 1B
 Lawrie 3B
 Vogt C
 Semien SS
 Sogard 2B
 Gray P

2016

Burns CF
 Lowrie 2B
 Reddick RF
 Valencia 3B
 Davis LF
 Butler DH
 Canha 1B
 Vogt C
 Semien SS
 Hill P

2017

Davis, R CF
 Joyce RF
 Healy DH
 Davis, K LF
 Vogt C
 Lowrie 2B
 Plouffe 3B
 Alonso 1B
 Semien SS
 Graveman P

THE CHAMPIONSHIP YEARS

1910: Finished with a 102-48 record and outdistanced the New York Highlanders by 14.5 games in the American League standings...defeated the Chicago Cubs in five games to win the first of five World Championships in Philadelphia...102 wins set a new American League record...opened the season in Washington in a game attended by President William Howard Taft, who honored the game by throwing out the first ball, setting a precedent which was followed by each of his successors until the Senators left Washington following the 1971 season...the pitching staff, headed by Jack Coombs, Chief Bender, Cy Morgan and Eddie Plank, finished with a 1.79 ERA...Coombs emerged as the ace of the pitching staff and finished with a 31-9 record and a 1.30 ERA, including 13 shutouts...compiled a 46-inning scoreless streak during the season...the infield of Stuffie McInnis, Eddie Collins, Jack Barry, and Frank Baker would become known as the “\$100,000 Infield”...won the first three games of the World Series before the Cubs took game four, 4-3 in 10 innings...Coombs won his third game of the series in Game 5, out pitching Mordecai Brown to lift the A's to their first world title.



1910 PHILADELPHIA ATHLETICS – Front row: Topsy Hartsel, Stuffie McInnis, Tom Atkins, Harry Krause, bat boy Louis Van Zelt, Jim Dygert, Eddie Collins, Jack Barry and Pat Livingston; Second row: Rube Oldring, Bris Lord, Danny Murphy, Manager Connie Mack, Eddie Plank, Jack Lapp and Amos Strunk; Top row: Harry Davis, Frank Baker, Jack Coombs, Ira Thomas, Chief Bender, Ben Hauser, Claude Derrick, Cy Morgan and Pat Donohue.

1911: Dominated the American League for the second straight season, finishing with a 101-50 record...defeated the New York Giants in six games to capture a second straight world championship...offense was paced by Eddie Collins, Frank Baker, Stuffie McInnis, Eddie Murphy and Bris Lord...Baker captured the American League home run title with 11 round trippers, earning him the nickname “Home Run” Baker...clinched the pennant on Sept. 26 with an 11-5 win over Detroit at Shibe Park, as Baker hit two doubles and two home runs...faced the New York Giants in the World Series in a rematch of the 1905 Fall Classic, won by the Giants...Christy Mathewson and Chief Bender square-off in Game 1, just as they did in the 1905 Series finale...a run-scoring double by New York's Josh Devore in the seventh inning breaks a 1-1 tie as the Giants capture the first game...the A's won Game 2, 3-1, behind the pitching of Eddie Plank and a home run by Baker...A's took a 2-1 lead in the series by winning Game 3, 3-2 in 11 innings at the Polo Grounds...after heavy rains forced postponement of the series for a week, the A's captured Game 4 at Shibe Park, 4-2, as Bender outdueled Mathewson...the Giants staved off elimination by winning Game 5 at the Polo Grounds, 4-3 in 10 innings...the A's routed the Giants, 13-2 in Game 6 to capture their second straight World Series title.



1911 PHILADELPHIA ATHLETICS – Front row: Topsy Hartsel, Doc Martin, Dave Danforth, Louis Van Zeldt (mascot), Stuffie McInnis, Eddie Collins, Jack Barry; Row two: Rube Oldring, Bris Lord, Danny Murphy, Manager Connie Mack, Eddie Plank, Jack Lapp, Amos Strunk; Top row: Harry Davis, Frank Baker, Jack Coombs, Harry Krause, Ira Thomas, Chief Bender, Claude Derrick, Cy Morgan, Padding Livingston

1913: The Athletics post a 96-57 regular season record and outdistanced Washington by six and a half games to reclaim the American League pennant...defeated the New York Giants in five games to capture their third World Series title in four years...moved into first place in April and stayed atop the AL standings the rest of the way...Jack Coombs, three years removed from a 31-win season, missed the entire campaign with typhoid fever...Chief Bender (21-10), Eddie Plank (18-10), Boardwalk Brown (17-

11), Byron “Duke” Houck (14-6) and rookie “Bullet” Joe Bush (14-6) anchored the pitching staff... the “\$100,000 Infield” turned in another solid season...Frank Baker hit .336 to go along with an American League-best 12 home runs and 117 RBI...Stuffy McInnis hit .324 with 90 RBI, Collins finished with a .345 average while Barry batted .275...the Athletics and Giants split the first two games of the series before the A’s win Games 3, 4 and 5 to capture their third World Series title.



1913 PHILADELPHIA ATHLETICS – Front row: Byron Houck, Eddie Murphy, Eddie Plank, Amos Strunk, Danny Murphy, Jimmy Walsh, John Taff; Middle row: Tom Daley, Wally Schang, Jack Lapp, Boardwalk Brown, Chief Bender, Weldon Wyckoff, Harry Davis, Billy Orr; Top row: Joe Bush, Stuffy McInnis, Jack Barry, Eddie Collins, Frank Baker, Manager Connie Mack, Rube Oldring, Ira Thomas

1929: Behind a high-powered offense that featured six .300 hitters and the league’s best pitching staff paced by Lefty Grove and George Earnshaw, the A’s finish with a 104-46 record and capture the American League pennant by 18 games over the New York Yankees...

defeat the Chicago Cubs in five games to win their fourth World Series title...the championship is the culmination of a long journey back to the top of the baseball world for Connie Mack’s club...after winning the 1914 pennant, the A’s spent the next seven seasons in the AL cellar before finishing seventh in 1922... finished sixth in 1923, fifth in ’24, second in ’25, third in ’26 and second in ’27 and ’28 before winning the pennant in 1929...Al Simmons leads the American League with 157 RBI and finishes second with a .365 batting average...Jimmie Foxx hits .354 with 33 home runs while catcher Mickey Cochrane finishes with a .331 average...Bing Miller (.335), Jimmy Dykes (.327) and Mule Haas (.313) also top the .300 mark for the season...Earnshaw (24-8, 3.29) and Grove (20-6, 2.81) combine for 44 wins.

1930: After posting a 102-52 regular season record, the Athletics successfully defend their World Championship by defeating a hard-nosed St. Louis Cardinals team in six games...offensively, Al Simmons leads the AL with a .381 average to go along with 36 home runs...Jimmie Foxx hits .335 and his 37 home runs rank tied for third in the league behind Babe Ruth (49) and Lou Gehrig (41)...Mickey Cochrane finishes the year with a .357 average...Lefty Grove posts a 28-5 record to go along with a 2.54 ERA while George Earnshaw finishes with a 22-13 record and a 4.44 ERA...the 1931 Athletics won a franchise record 107 games, but were denied a third straight championship after losing to the St. Louis Cardinals in a seven-game World Series...after finishing second in 1932 and third in 1933, the A’s would average 92 losses a season for the next 21 years before relocating to Kansas City for the 1955 season.

1972: The Swingin’ A’s finished with a 93-62 regular season record and held off the Chicago White Sox to capture a second straight American League West title...defeated the Detroit Tigers in five games in the



1929 PHILADELPHIA ATHLETICS – Front row: Mule Haas, Joe Boley, Homer Summa, Walter French, Carroll Yerkes, Earl Mack, Eddie Collins, Jim Cronin, Sammy Hale, Max Bishop; Middle row: Charlie Perkins, Eddie Rommel, Jimmy Foxx, Trainer E.E. Ebling, Business Manager R. Von Ohl, Manager Connie Mack, President Thomas Shibe, Kid Gleason, Howard Ehmke, Jimmy Dykes, Mickey Cochrane; Top row: Bill Shores, Bevo Lebourveau, George Burns, Lefty Grove, Rube Walberg, Steve Pflueger, George Earnshaw, Al Simmons, Bing Miller, Bill Breckinridge, Jack Quinn

American League Championship Series to advance to the World Series, where they defeated the heavily-favored Cincinnati Reds in seven games...the pitching staff, led by Jim “Catfish” Hunter (21-7), Ken Holtzman (19-11), John “Blue Moon” Odom (15-6) and closer Rollie Fingers (11-9, 21 saves), finished second in the American League with a 2.58 ERA...a contract dispute forced Vida Blue, who won both the AL Cy Young Award and league MVP honors a year before, to miss spring training and he did not make his first start until May 28th...led by Mike Epstein (26) and Reggie Jackson (25), the A’s led the

The Championship Years, continued

American League with 134 home runs...Jackson tore a hamstring muscle in the fifth game of the ALCS vs. Detroit and was sidelined for the World Series...Gene Tenace, who hit just .225 with five home runs during the regular season, hits a then-Fall Classic record four home runs to go along with a .348 average to earn World Series MVP honors.

1973: The A's claim their third straight AL West title with a 94-68 record and dispatch the Baltimore Orioles to win a hard-fought five-game ALCS...defeat the New York Mets in seven games to capture a

second straight World Championship...Reggie Jackson leads the American League in home runs (32) and RBI (117) and hits .293 to earn AL MVP honors...after hitting just .143 against Baltimore in the ALCS, Jackson earns World Series MVP honors after hitting .310 with three doubles, a triple and a home run against the Mets...third baseman Sal Bando hits .287 with 29 home runs and 98 RBI while playing all 162 games at third base...All-Star shortstop Campy Campaneris reaches the 150-hit plateau for the second consecutive season and for the sixth time in 10 years...hit .333 vs. Baltimore and set then-ALCS records for total bases (14) and stolen bases (3) and ties an ALCS record with two home runs...hit .290 with six runs, three stolen bases, a triple and home run vs. the Mets in the World Series... Dick Green bounces back from an injury-plagued 1972 campaign to set a then-Oakland record for highest fielding percentage by a second baseman (.988)...Bill North, acquired in a trade with the Cubs in the off-season, emerges as the A's everyday center fielder, but a late season ankle injury forces him to miss both the ALCS and World Series...catcher Ray Fosse is acquired from Cleveland during spring training and establishes career highs in games played (143), at bats (492), doubles (23) and triples (2)...pitching staff is paced by 20-game winners Catfish Hunter (21-5), Ken Holtzman (21-13) and Vida Blue (20-9)...Hunter posts his third straight 21-win season despite missing a month of the season with an injury...strung together 13-straight victories from June 2 to September 5... Hunter posted two wins over Baltimore in the ALCS, including a 3-0 shutout in Game 5...he kept his record perfect in World Series play, winning Game 6 against the Mets...Holtzman wins seven games in the month of May and finishes with four shutouts among his 16 complete games...after a slow start, Blue wins 11 of his last 13 decisions down the stretch to notch his second 20-win season in just his third full Major League

season...Blue tossed a team-high four shutouts during the season... Manager Dick Williams resigns shortly after the season after failing to come to terms on a new contract.

1974: Under new manager Alvin Dark, the A's defeat the Los Angeles Dodgers to claim their third straight World Series... finish the regular season with a 90-72 record and win their fourth straight AL West title by five games over Texas...defeat the Baltimore Orioles in a four-game ALCS to set up the first ever All-California World Series against the Dodgers...Catfish Hunter captures the American League Cy Young

1930 World Champion Philadelphia Athletics



1930 PHILADELPHIA ATHLETICS – Front row: Joe Boley, Max Bishop, Jimmy Dykes, Eddie Collins, Manager Connie Mack, Kid Gleason, Eddie Rommel, Al Simmons, Mickey Cochrane; Middle row: Ralph Perkins, Frank Higgins, Homer Summa, Jimmy Foxx, Dibrell Williams, Bing Miller, Lefty Grove, Jimmy Moore, Charlie Perkins; Top row: Trainer Dr. E. E. Ebling, Leroy Mahaffey, George Ershaw, George Haas, William Shores, Wally Schang, Coach Earl Mack and Jack Quinn

1972 World Champion Oakland Athletics



1972 OAKLAND A's – Front row: Matty Alou, Mike Hegan, bat boy Ron Pieraldi, Tim Lullen, Dick Green; Second row: Travelling secretary Tom Corwin, Bert Campaneris, Angel Mangual, Coach Jerry Adair, Coach Bill Posedel, Manager Dick Williams, Coach Vern Hoscheit, Coach Irv Noren, John "Blue Moon" Odom, Ted Kubiak; Third row: Trainer Joe Romo, Reggie Jackson, Gonzalo Marquez, Joe Horlen, Darold Knowles, Gene Tenace, Dal Maxvill, Sal Bando, Dave Hamilton, Vida Blue, Frank Ciensczyk; Fourth row: Joe Rudi, Don Mincher, Ken Holtzman, Rollie Fingers, George Hendrick, Bob Locker, Mike Epstein, Dave Duncan, Jim "Catfish" Hunter

Award after winning a career high 25 games to go along with a 2.49 ERA...Rollie Fingers makes a career high 76 appearances to set a then-Oakland record...he was named World Series MVP after chalking up a win, two saves and a 1.93 ERA in four appearances...Fingers earned the win in Game 1 as he worked 4.1 innings in relief of Ken Holtzman...Campy Campaneris hits a career high .290 and steals over 30 bases for the 10th straight season...Campy batted .353 in five World Series games against the Dodgers...Joe Rudi led the AL in doubles (39) and total bases (287) while finishing third in RBI (99), fourth in slugging (.484) and fifth in hits (174)...Sal Bando finishes second in the American League with 103 RBI...he hit game winning home runs in the second and third games of the ALCS vs. Baltimore... Reggie Jackson starts the season by batting .399 with 15 home runs and 42 RBI over the first 50 games...he made his fifth All-Star Game appearance in six years and amassed over 3.5 million votes in the fan balloting, nearly 800,000 more than runner up Hank Aaron...after a blazing start, Jackson hits just .239 with 14 home runs and 51 RBI over the final 104 games of the season...Claudell Washington made the jump from Double A to appear in 73 games and is named to Topps Rookie All-Star Team.



1973 OAKLAND A's – Front row: Reggie Jackson, Jim "Catfish" Hunter, Pat Bourque, batboy Ron Pieraldi, Dick Green, Vic Davalillo, Billy North; Second row: Bert Campaneris, Vida Blue, Paul Lindblad, Coach Jerry Adair, Coach Vern Hoscheit, Manager Dick Williams, Coach Irv Noren, Coach Wes Stock, Sal Bando, Gene Tenace; Third row: Trainer Joe Romo, traveling secretary Jim Bank, Angel Mangual, Jesus Alou, Joe Rudi, John "Blue Moon" Odom, Mike Andrews, Ted Kubiak, equipment manager Frank Ciensczyk; Fourth Row: Horacio Pina, Ken Holtzman, Deron Johnson, Rollie Fingers, Billy Conigliaro, Ray Fosse, Darold Knowles and Allan Lewis

1989: The A's posted a regular season mark of 99-63 and finished seven games ahead of Kansas City in the American League West Division...defeated Toronto in five games to win a second straight American League pennant...swept the San Francisco Giants in the "Battle of the Bay" World Series, which will always be remembered for the devastating earthquake that struck on Oct. 17 at 5:04 pm, just minutes before the first pitch of Game 3 at Candlestick Park...for the second straight season, won more regular season games than any team in the Majors...never led the AL West by more than 4.5 games until the final week and never were more than three games out of the division lead...were an injury-plagued team for the first four months of the season as 11 different players spent time on the disabled list, including Jose Canseco, Mark McGwire, Storm Davis, Walt Weiss, Dennis Eckersley and Bob Welch...pitching staff posted the lowest ERA in the American League (3.09) for the second straight season...tossed a Major League-best 20 shutouts on the year...starting pitchers Dave Stewart (21-9), Mike Moore (19-11), Storm Davis (19-7) and Bob Welch

(17-8) combined for a 76-35 record with a 3.25 ERA...Stewart became the first pitcher to string together three 20-win seasons since Hall of Famer Jim Palmer accomplished the feat from 1975-78...became just the second player in Oakland history to reel off three straight 20-win seasons...was the first since Catfish Hunter won 20 or more games during a four year stretch from 1971-74...was 4-0 in four postseason starts and earned World Series MVP honors...third baseman Carney Lansford set an Oakland single-season record with a .336 batting average, which was the second best mark in the AL... offense received a tremendous boost when the team reacquired



1974 OAKLAND A's – Front row: Jim "Catfish" Hunter, Dal Maxvill, Angel Mangual, Jim Holt; Second row: Bert Campaneris, Paul Lindblad, Vida Blue, Coach Bob Hofman, Coach Bobby Winkles, Manager Alvin Dark, Coach Wes Stock, Coach Jerry Adair, Sal Bando, Ted Kubiak, Billy North; Third row: Trainer Joe Romo, Traveling secretary Jim Bank, Herb Washington, Reggie Jackson, Jesus Alou, Dave Hamilton, Glenn Abbott, Joe Rudi, Ray Fosse, Dick Green, Phil Garner, Equipment manager Frank Ciensczyk; Top row: Claudell Washington, Gene Tenace, Larry Haney, Ken Holtzman, Rollie Fingers, John "Blue Moon" Odom, Darold Knowles

The Championship Years, continued

Oakland native Rickey Henderson in a trade with the New York Yankees on June 20th...Henderson hit .294 and reached base safely in 80 of the 85 games he played with Oakland down the stretch...tied Wade Boggs for the AL lead in runs scored (113) and topped the loop with a career high 126 walks...was named ALCS MVP after hitting .400 with 15 total bases, eight runs scored, five RBI and seven walks in five games vs. the Blue Jays...hit a combined .441 in nine postseason games...Dave Parker topped the team with 97 RBI to go along with 22 home runs...McGwire ranked third in the AL with 33 home runs and ranked 10th in RBI (95)...Mike Gallego, who was thrust into the



1989 OAKLAND A's – In front: Bat Boy *Tori Lewis*, Bat Boy *Evan Mattra*, Bat Boy *Brian Caskey*; Front row: *Mike Gallego*, *Jim Corsi*, *Felix Jose*, Hitting Coach *Merv Rettenmund*, First Base Coach *Dave McKay*, Third Base Coach *Rene Lachemann*, Manager *Tony La Russa*, Pitching Coach *Dave Duncan*, Bullpen Coach *Art Kusnyer*, Bench Coach *Tommy Reynolds*, *Glenn Hubbard*, *Matt Sinatra*, *Luis Polonia*, *Stan Javier*; Second row: *Traveling Secretary Mickey Morabito*, *Equipment manager Frank Ciensczyk*, *Jose Canseco*, *Storm Davis*, *Dennis Eckersley*, *Bob Welch*, *Carney Lansford*, *Mark McGwire*, *Eric Plunk*, *Dave Parker*, *Trainer Barry Weinberg*, *Assistant Trainer Larry Davis*; Top row: *Tony Phillips*, *Todd Burns*, *Brian Snyder*, *Dave Henderson*, *Ron Hassey*, *Greg Cadaret*, *Mike Moore*, *Dave Stewart*, *Walt Weiss*, *Gene Nelson*, *Terry Steinbach*, *Rick Honeycutt*, *Curt Young*

starting shortstop's role with Weiss sidelined for 65 games with an injury, finished the season with career highs in virtually every offensive category, including average (.252), runs (45), hits (90) home runs (3) and RBI (30)...Canseco, who won AL MVP honors the year before, missed the first 88 games of the season due to a stress fracture of the hook of the hamate bone in his left hand...despite missing the first half of the season, still managed to finish third on the team in homers (17) and fourth in RBI (57)...hit a tremendous home run in Game 4 of the ALCS off Mike Flanagan, a blast that carried into the fifth deck in Toronto's SkyDome.

ALL-TIME POSTSEASON RESULTS

AMERICAN LEAGUE WILD CARD

2014	Date	Site	W/L	Score	Winner	Loser	Save	Attendance
1	9/30	at Kansas City	L	8-9 (12)	Frasor	Otero		40,502

AMERICAN LEAGUE DIVISION SERIES

1981	Date	Site	W/L	Score	Winner	Loser	Save	Attendance
1	10/6	at Kansas City	W	4-0	NORRIS	LEONARD		40,592
2	10/7	at Kansas City	W	2-1	McCATTY	Jones		40,274
3	10/9	at Oakland	W	4-1	Langford	Gura	Beard	40,002

2000	Date	Site	W/L	Score	Winner	Loser	Save	Attendance
1	10/3	at Oakland	W	5-3	Heredia	Clemens	Isringhausen	47,360
2	10/4	at Oakland	L	0-4	Pettitte	Appier	Rivera	47,860
3	10/6	at New York	L	2-4	Hernandez	HUDSON	Rivera	56,606
4	10/7	at New York	W	11-1	Zito	Clemens		56,915
5	10/8	at Oakland	L	5-7	Stanton	Heredia	Rivera	41,170

2001	Date	Site	W/L	Score	Winner	Loser	Save	Attendance
1	10/10	at New York	W	5-3	Mulder	Clemens	Isringhausen	56,697
2	10/11	at New York	W	2-0	Hudson	Pettitte	Isringhausen	56,684
3	10/13	at Oakland	L	0-1	Mussina	Zito	Rivera	55,861
4	10/14	at Oakland	L	2-9	Hernandez	Lidle		43,681
5	10/15	at New York	L	3-5	Stanton	Mulder	Rivera	56,642

2002	Date	Site	W/L	Score	Winner	Loser	Save	Attendance
1	10/1	at Oakland	L	5-7	Radke	Lilly	Guardado	34,853
2	10/2	at Oakland	W	9-1	Mulder	Mays		31,953
3	10/4	at Minnesota	W	6-3	Zito	Reed	Koch	55,932
4	10/5	at Minnesota	L	2-11	Milton	Hudson		55,960
5	10/6	at Oakland	L	4-5	Radke	Mulder		32,146

2003	Date	Site	W/L	Score	Winner	Loser	Save	Attendance
1	10/1	at Oakland	W	5-4 (12)	Harden	Lowe		50,606
2	10/2	at Oakland	W	5-1	Zito	Wakefield		36,305
3	10/4	at Boston	L	1-3 (11)	Williamson	Harden		35,460
4	10/5	at Boston	L	4-5	Williamson	Foulke		35,048
5	10/6	at Oakland	L	3-4	Martinez	Zito	Lowe	49,397

2006	Date	Site	W/L	Score	Winner	Loser	Save	Attendance
1	10/3	at Minnesota	W	3-2	Zito	Santana	Street	55,542
2	10/4	at Minnesota	W	5-2	Calero	Neshek	Street	55,710
3	10/6	Minnesota	W	8-3	Haren	Radke		35,694

2012	Date	Site	W/L	Score	Winner	Loser	Save	Attendance
1	10/6	at Detroit	L	1-3	Verlander	Parker	Valverde	43,323
2	10/7	at Detroit	L	4-5	Albuquerque	Balfour		40,684
3	10/9	Detroit	W	2-0	Anderson	Sanchez	Balfour	37,090
4	10/10	Detroit	W	4-3	Cook	Valverde		36,385
5	10/11	Detroit	L	0-6	VERLANDER	Parker		36,393

2013	Date	Site	W/L	Score	Winner	Loser	Save	Attendance
1	10/4	Detroit	L	2-3	Scherzer	Colón	Benoit	48,401
2	10/5	Detroit	W	1-0	Balfour	Albuquerque		48,292
3	10/7	at Detroit	W	6-3	Parker	Sanchez	Balfour	43,973
4	10/8	at Detroit	L	6-8	Scherzer	Doolittle		43,958
5	10/10	Detroit	L	0-3	Verlander	Gray	Benoit	46,959

AMERICAN LEAGUE CHAMPIONSHIP SERIES

1971	Date	Site	W/L	Score	Winner	Loser	Save	Attendance
1	10/3	at Baltimore	L	3-5	McNally	Blue	Watt	42,621
2	10/4	at Baltimore	L	1-5	CUELLAR	HUNTER		35,003
3	10/5	at Oakland	L	3-5	PALMER	Segui		33,176

1972	Date	Site	W/L	Score	Winner	Loser	Save	Attendance
1	10/7	at Oakland	W	3-2 (11)	Fingers	Lolich		29,536
2	10/8	at Oakland	W	5-0	ODOM	Fryman		31,088
3	10/10	at Detroit	L	0-3	COLEMAN	Holtzman		41,156
4	10/11	at Detroit	L	3-4 (10)	Hiller	Horlen		37,615
5	10/12	at Detroit	W	2-1	Odom	Fryman	Blue	50,276

1973	Date	Site	W/L	Score	Winner	Loser	Save	Attendance
1	10/6	at Baltimore	L	0-6	PALMER	Blue		41,279
2	10/7	at Baltimore	W	6-3	Hunter	McNally	Fingers	48,425
3	10/9	at Oakland	W	2-1 (11)	HOLTZMAN	CUELLAR		34,467
4	10/10	at Oakland	L	4-5	Jackson	Fingers		27,497
5	10/11	at Oakland	W	3-0	HUNTER	Alexander		24,265

1974	Date	Site	W/L	Score	Winner	Loser	Save	Attendance
1	10/5	at Oakland	L	3-6	Cuellar	Hunter		41,609
2	10/6	at Oakland	W	5-0	HOLTZMAN	McNally		42,810
3	10/8	at Baltimore	W	1-0	BLUE	PALMER		32,060
4	10/9	at Baltimore	W	2-1	Hunter	Cuellar	Fingers	28,136

1975	Date	Site	W/L	Score	Winner	Loser	Save	Attendance
1	10/4	at Boston	L	1-7	TIANT	Holtzman		35,578
2	10/5	at Boston	L	3-6	Moret	Fingers	Drago	35,578
3	10/7	at Oakland	L	3-5	Wise	Holtzman	Drago	49,358

1981	Date	Site	W/L	Score	Winner	Loser	Save	Attendance
1	10/13	at New York	L	1-3	John	Norris	Gossage	55,740
2	10/14	at New York	L	3-13	Frazier	McCatty		48,497
3	10/15	at Oakland	L	0-4	Righetti	Keough		47,302

1988	Date	Site	W/L	Score	Winner	Loser	Save	Attendance
1	10/5	at Boston	W	2-1	Honeycutt	HURST	Eckersley	34,104
2	10/6	at Boston	W	4-3	Nelson	Smith	Eckersley	34,605
3	10/8	at Oakland	W	10-6	Nelson	Boddicker	Eckersley	49,261
4	10/9	at Oakland	W	4-1	Stewart	Hurst	Eckersley	49,406

All-Time Postseason Results, continued

1989	Date	Site	W/L	Score	Winner	Loser	Save	Attendance
1	10/3	at Oakland	W	7-3	Stewart	Stieb		49,435
2	10/4	at Oakland	W	6-3	Moore	Stottlemire	Eckersley	49,444
3	10/6	at Toronto	L	3-7	Key	Davis		50,268
4	10/7	at Toronto	W	6-5	Welch	Flanagan	Eckersley	50,076
5	10/8	at Toronto	W	4-3	Stewart	Stieb	Eckersley	50,024

1990	Date	Site	W/L	Score	Winner	Loser	Save	Attendance
1	10/6	at Boston	W	9-1	Stewart	Andersen		35,192
2	10/7	at Boston	W	4-1	Welch	Harris	Eckersley	35,070
3	10/9	at Oakland	W	4-1	Moore	BODDICKER	Eckersley	49,026
4	10/10	at Oakland	W	3-1	Stewart	Clemens	Honeycutt	49,052

1992	Date	Site	W/L	Score	Winner	Loser	Save	Attendance
1	10/7	at Toronto	W	4-3	Russell	MORRIS	Eckersley	51,039
2	10/8	at Toronto	L	1-3	Cone	Moore	Henke	51,114
3	10/10	at Oakland	L	5-7	Guzman	Darling	Henke	46,911
4	10/11	at Oakland	L	6-7 (11)	Ward	Downs	Henke	47,732
5	10/12	at Oakland	W	6-2	STEWART	Cone		44,955
6	10/14	at Toronto	L	2-9	Guzman	Moore		51,335

2006	Date	Site	W/L	Score	Winner	Loser	Save	Attendance
1	10/10	Detroit	L	1-5	Robertson	Zito		35,655
2	10/11	Detroit	L	5-8	Verlander	Loaiza	Jones	36,168
3	10/13	at Detroit	L	0-3	Rogers	Harden	Jones	41,669
4	10/14	at Detroit	L	3-6	Ledezma	Street		42,967

WORLD SERIES

1905	Date	Site	W/L	Score	Winner	Loser	Save	Attendance
1	10/9	at Philadelphia	L	0-3	MATHEWSON	PLANK		17,955
2	10/10	at New York	W	3-0	BENDER	McGinnity		24,992
3	10/12	at Philadelphia	L	0-9	MATHEWSON	COAKLEY		10,991
4	10/13	at New York	L	0-1	McGINNITY	PLANK		13,598
5	10/14	at New York	L	0-2	MATHEWSON	BENDER		24,187

1910	Date	Site	W/L	Score	Winner	Loser	Save	Attendance
1	10/17	at Philadelphia	W	4-1	BENDER	Overall		26,891
2	10/18	at Philadelphia	W	9-3	COOMBS	Brown		24,597
3	10/20	at Chicago	W	12-5	COOMBS	McIntire		26,210
4	10/22	at Chicago	L	3-4 (10)	Brown	BENDER		19,150
5	10/23	at Chicago	W	7-2	COOMBS	BROWN		27,374

1911	Date	Site	W/L	Score	Winner	Loser	Save	Attendance
1	10/14	at New York	L	1-2	MATHEWSON	BENDER		38,281
2	10/16	at Philadelphia	W	3-1	PLANK	Marquard		26,286
3	10/17	at New York	W	3-2 (11)	COOMBS	MATHEWSON		37,216
4	10/24	at Philadelphia	W	4-2	BENDER	Mathewson		24,355
5	10/25	at New York	L	3-4 (10)	Crandall	Plank		33,228
6	10/26	at Philadelphia	W	13-2	BENDER	Ames		20,485

1913	Date	Site	W/L	Score	Winner	Loser	Save	Attendance
1	10/7	at New York	W	6-4	BENDER	Marquard		36,291
2	10/8	at Philadelphia	L	0-3 (10)	MATHEWSON	PLANK		20,563
3	10/9	at New York	W	8-2	BUSH	Tesreau		36,896
4	10/10	at Philadelphia	W	6-5	BENDER	Demaree		20,568
5	10/11	at New York	W	3-1	PLANK	MATHEWSON		36,632

1914	Date	Site	W/L	Score	Winner	Loser	Save	Attendance
1	10/9	at Philadelphia	L	1-7	RUDOLPH	Bender		20,562
2	10/10	at Philadelphia	L	0-1	JAMES	PLANK		20,562
3	10/12	at Boston	L	4-5 (12)	James	BUSH		35,520
4	10/13	at Boston	L	1-3	RUDOLPH	Shawkey		34,365

1929	Date	Site	W/L	Score	Winner	Loser	Save	Attendance
1	10/8	at Chicago	W	3-1	EHMKE	Root		50,740
2	10/9	at Chicago	W	9-3	Earnshaw	Malone		49,987
3	10/11	at Philadelphia	L	1-3	BUSH	EARNSHAW		29,921
4	10/12	at Philadelphia	W	10-8	Rommel	Blake		29,921
5	10/14	at Philadelphia	W	3-2	Walberg	MALONE		29,921
1930	Date	Site	W/L	Score	Winner	Loser	Save	Attendance
1	10/1	at Philadelphia	W	5-2	GROVE	GRIMES		32,295
2	10/2	at Philadelphia	W	6-1	EARNSHAW	Rhem		32,295
3	10/4	at St. Louis	L	0-5	HALLAHAN	Walberg		36,944
4	10/5	at St. Louis	L	1-3	HAINES	GROVE		39,946
5	10/6	at St. Louis	W	2-0	Grove	GRIMES		38,844
6	10/8	at Philadelphia	W	7-1	EARNSHAW	Hallahan		32,295
1931	Date	Site	W/L	Score	Winner	Loser	Save	Attendance
1	10/1	at St. Louis	W	6-2	GROVE	Derringer		38,529
2	10/2	at St. Louis	L	0-2	HALLAHAN	EARNSHAW		35,947
3	10/5	at Philadelphia	L	2-5	GRIMES	Grove		32,295
4	10/6	at Philadelphia	W	3-0	EARNSHAW	Johnson		32,295
5	10/7	at Philadelphia	L	1-5	HALLAHAN	Hoyt		32,295
6	10/9	at St. Louis	W	8-1	GROVE	Derringer		39,401
7	10/10	at St. Louis	L	2-4	Grimes	Earnshaw		20,805
1972	Date	Site	W/L	Score	Winner	Loser	Save	Attendance
1	10/14	at Cincinnati	W	3-2	Holtzman	Nolan	Blue	52,918
2	10/15	at Cincinnati	W	2-1	Hunter	Grimsley	Fingers	53,244
3	10/18	at Oakland	L	0-1	Billingham	Odom	Carroll	49,410
4	10/19	at Oakland	W	3-2	Fingers	Carroll		49,410
5	10/20	at Oakland	L	4-5	Grimsley	Fingers	Billingham	49,410
6	10/21	at Cincinnati	L	1-8	Grimsley	Blue	Hall	52,737
7	10/22	at Cincinnati	W	3-2	Hunter	Borbon	Fingers	56,040
1973	Date	Site	W/L	Score	Winner	Loser	Save	Attendance
1	10/13	at Oakland	W	2-1	Holtzman	Matlack	Knowles	46,021
2	10/14	at Oakland	L	7-10 (12)	McGraw	Fingers	Stone	49,151
3	10/16	at New York	W	3-2 (11)	Lindblad	Parker	Fingers	54,817
4	10/17	at New York	L	1-6	Matlack	Holtzman	Sadecki	54,817
5	10/18	at New York	L	0-2	Koosman	Blue	McGraw	54,817
6	10/20	at Oakland	W	3-1	Hunter	Seaver	Fingers	49,333
7	10/21	at Oakland	W	5-2	Holtzman	Matlack	Knowles	49,333
1974	Date	Site	W/L	Score	Winner	Loser	Save	Attendance
1	10/12	at Los Angeles	W	3-2	Fingers	Messersmith	Hunter	55,974
2	10/13	at Los Angeles	L	2-3	Sutton	Blue	Marshall	55,989
3	10/15	at Oakland	W	3-2	Hunter	Downing		49,347
4	10/16	at Oakland	W	5-2	Holtzman	Messersmith	Fingers	49,347
5	10/17	at Oakland	W	3-2	Odom	Marshall	Fingers	49,347
1988	Date	Site	W/L	Score	Winner	Loser	Save	Attendance
1	10/15	at Los Angeles	L	4-5	Pena	Eckersley		55,983
2	10/16	at Los Angeles	L	0-6	HERSHISER	Davis		56,051
3	10/18	at Oakland	W	2-1	Honeycutt	Howell		49,316
4	10/19	at Oakland	L	3-4	Belcher	Stewart	Howell	49,317
5	10/20	at Oakland	L	2-5	HERSHISER	Davis		49,317
1989	Date	Site	W/L	Score	Winner	Loser	Save	Attendance
1	10/14	at Oakland	W	5-0	STEWART	Garrelts		49,385
2	10/15	at Oakland	W	5-1	Moore	Reuschel		49,388
3	10/27	at San Francisco	W	13-7	Stewart	Garrelts		62,038
4	10/28	at San Francisco	W	9-6	Moore	Robinson	Eckersley	62,032
1990	Date	Site	W/L	Score	Winner	Loser	Save	Attendance
1	10/16	at Cincinnati	L	0-7	Rijo	Stewart		55,830
2	10/17	at Cincinnati	L	4-5 (10)	Dibble	Eckersley		55,832
3	10/19	at Oakland	L	3-8	Browning	Moore		48,269
4	10/20	at Oakland	L	1-2	Rijo	STEWART	Myers	48,613

Capitals denote complete game.

POSTSEASON TEAM TOTALS

AMERICAN LEAGUE WILD CARD

Year	AVG.	G	AB	R	H	TB	2B	3B	HR	RBI	SH	SF	HP	BB	IBB	SO	SB	CS	DP	E	SLG	OBP
2014	.277	1	47	8	13	19	0	0	2	8	1	0	0	6	1	15	0	0	0	0	.404	.358

Year	W	L	ERA	G	GS	CG	GF	SHO	SV	IP	H	R	ER	HR	HB	BB	IBB	SO	WP	BK	AVG.
2014	0	1	6.94	1	1	0	1	0	0	11.2	15	9	9	0	0	3	0	8	1	0	.341

AMERICAN LEAGUE DIVISION SERIES

Year	AVG.	G	AB	R	H	TB	2B	3B	HR	RBI	SH	SF	HP	BB	IBB	SO	SB	CS	DP	E	SLG	OBP
1981	.253	3	99	10	25	39	5	0	3	9	3	0	0	6	0	10	2	2	1	3	.394	.295
2000	.263	5	167	23	44	59	9	0	2	22	1	2	2	19	1	31	3	0	6	5	.353	.342
2001	.247	5	174	12	43	70	13	1	4	11	0	2	3	11	1	31	3	0	3	6	.402	.300
2002	.288	5	184	26	53	92	13	1	8	25	0	1	1	12	1	34	1	0	2	3	.500	.333
2003	.213	5	178	18	38	51	8	1	1	15	1	0	4	21	2	37	3	0	0	5	.287	.310
2006	.245	3	106	16	26	50	9	0	5	15	0	0	0	6	1	19	0	0	2	1	.472	.286
2012	.194	5	155	11	30	44	5	0	3	10	1	0	2	14	0	50	2	1	2	3	.284	.269
2013	.217	5	166	15	36	63	6	3	5	14	1	1	1	14	2	57	1	0	1	1	.380	.280
Totals	.240	36	1229	131	295	468	68	6	31	121	7	6	13	103	8	269	15	3	17	27	.381	.304

Year	W	L	ERA	G	GS	CG	GF	SHO	SV	IP	H	R	ER	HR	HB	BB	IBB	SO	WP	BK	AVG.
1981	3	0	0.67	3	3	2	1	1	1	27.0	20	2	2	0	0	7	0	11	0	0	.204
2000	2	3	3.48	5	5	1	4	0	1	44.0	41	19	17	1	1	16	2	35	0	0	.244
2001	2	3	2.86	5	5	0	5	1	2	44.0	40	18	14	3	4	11	0	29	0	0	.241
2002	2	3	4.09	5	5	0	5	0	1	44.0	52	27	20	5	2	14	1	42	4	0	.291
2003	2	3	2.98	5	5	0	5	0	0	48.1	38	17	16	8	2	18	5	39	1	0	.211
2006	3	0	2.33	3	3	0	3	0	2	27.0	26	7	7	5	0	6	0	11	0	0	.257
2012	2	3	2.89	5	5	0	5	1	1	43.2	41	17	14	2	3	7	1	39	4	0	.252
2013	2	3	3.48	5	5	0	5	1	1	44.0	38	17	17	3	2	13	1	38	1	0	.235
Totals	18	18	2.99	36	36	3	33	4	9	322.0	296	124	107	27	14	92	10	244	10	0	.243

AMERICAN LEAGUE CHAMPIONSHIP SERIES

Year	AVG.	G	AB	R	H	TB	2B	3B	HR	RBI	SH	SF	HP	BB	IBB	SO	SB	CS	DP	E	SLG	OBP
1971	.229	3	96	7	22	41	8	1	3	7	2	0	0	5	0	16	0	3	3	0	.427	.267
1972	.224	5	170	13	38	49	8	0	1	10	4	1	3	12	0	35	7	2	2	3	.288	.285
1973	.200	5	160	15	32	54	5	1	5	15	4	1	2	17	3	39	3	1	2	4	.338	.283
1974	.183	4	120	11	22	37	4	1	3	11	2	1	1	22	3	16	3	3	3	2	.308	.313
1975	.194	3	98	7	19	28	6	0	1	7	0	0	0	9	0	14	0	0	2	6	.286	.262
1981	.222	3	99	4	22	28	4	1	0	4	0	0	0	6	1	23	2	0	6	4	.283	.267
1988	.299	4	137	20	41	70	8	0	7	20	0	1	0	10	3	35	1	3	1	3	.511	.345
1989	.272	5	158	26	43	75	9	1	7	23	3	2	1	20	0	32	13	3	2	3	.475	.354
1990	.299	4	127	20	38	42	4	0	0	18	4	3	4	19	2	21	9	3	5	1	.331	.399
1992	.251	6	207	24	52	71	5	1	4	23	3	2	1	24	2	33	16	2	5	7	.343	.329
2006	.221	4	131	9	29	48	7	0	4	9	0	0	1	14	0	28	0	0	7	3	.366	.301
Totals	.238	46	1503	156	358	543	68	6	35	147	22	11	13	158	14	292	54	20	38	36	.361	.314

Year	W	L	ERA	G	GS	CG	GF	SHO	SV	IP	H	R	ER	HR	HB	BB	IBB	SO	WP	BK	AVG.
1971	0	3	5.40	3	3	1	2	0	0	25.0	26	15	15	4	0	13	2	22	1	0	.274
1972	3	2	1.76	5	5	1	4	1	1	46.0	32	10	9	4	0	13	2	25	2	0	.198
1973	3	2	2.74	5	5	2	3	1	1	46.0	36	15	14	3	2	16	1	25	1	0	.211
1974	3	1	1.75	4	4	2	2	2	1	36.0	22	7	7	3	0	5	0	20	0	0	.177
1975	0	3	4.32	3	3	0	3	0	0	25.0	31	18	12	2	0	3	2	12	1	0	.316
1981	0	3	6.84	3	3	0	3	0	0	25.0	36	20	19	3	2	13	0	10	1	0	.336
1988	4	0	2.00	4	4	0	4	0	4	36.0	26	11	8	2	1	18	0	23	1	1	.206
1989	4	1	3.89	5	5	0	5	0	3	44.0	40	21	19	3	0	15	1	24	1	0	.242
1990	4	0	1.00	4	4	0	4	0	3	36.0	23	4	4	1	0	6	0	16	0	0	.183
1992	2	4	4.50	6	6	1	5	0	1	54.0	59	31	27	10	0	23	1	29	3	0	.281
2006	0	4	5.71	4	4	0	4	0	0	34.2	39	22	22	7	0	19	2	25	3	0	.285
Totals	23	23	3.44	46	46	7	39	4	14	407.2	370	174	156	42	5	144	11	231	14	1	.243

WORLD SERIES

Year	AVG.	G	AB	R	H	TB	2B	3B	HR	RBI	SH	SF	HP	BB	IBB	SO	SB	CS	DP	E	SLG	OBP
1905	.161	5	155	3	25	30	5	0	0	2	3	0	1	5	-	25	2	2	2	8	.194	.193
1910	.316	5	177	35	56	80	19	1	1	30	7	0	2	17	-	24	7	7	3	11	.452	.383
1911	.244	6	205	27	50	74	15	0	3	21	7	2	0	4	-	31	4	6	0	11	.361	.256
1913	.264	5	174	23	46	64	4	4	2	21	5	2	0	7	-	16	5	2	0	5	.368	.290
1914	.172	4	128	6	22	31	9	0	0	5	2	1	0	13	-	28	2	3	2	3	.242	.246
1929	.281	5	171	26	48	71	5	0	6	26	6	1	1	13	-	27	0	2	4	4	.415	.333
1930	.197	6	178	21	35	67	10	2	6	21	4	3	1	24	-	32	0	2	3	3	.376	.291
1931	.220	7	227	22	50	64	5	0	3	20	4	0	1	28	-	46	0	0	5	2	.282	.309
1972	.209	7	220	16	46	65	4	0	5	16	6	0	1	21	5	37	1	3	2	9	.295	.281
1973	.212	7	241	21	51	75	12	3	2	20	2	1	2	28	3	62	3	4	2	9	.311	.298
1974	.211	5	142	16	30	46	4	0	4	14	7	1	2	16	1	42	3	3	3	5	.324	.298
1988	.177	5	158	11	28	37	3	0	2	11	1	1	1	17	1	41	3	0	2	2	.234	.260
1989	.301	4	146	32	44	85	8	3	9	30	0	0	1	18	3	22	4	1	2	1	.582	.382
1990	.207	4	135	8	28	41	4	0	3	8	2	1	0	12	1	28	7	0	2	5	.304	.270
Totals	.228	75	2457	267	559	830	107	13	46	245	56	13	13	223	-	461	41	35	32	78	.338	.294

Year	W	L	ERA	G	GS	CG	GF	SHO	SV	IP	H	R	ER	HR	HB	BB	IBB	SO	WP	BK	AVG.
1905	1	4	1.47	5	5	5	0	1	-	43.0	31	15	7	0	2	15	-	26	1	0	.203
1910	4	1	2.76	5	5	5	0	0	-	45.2	35	15	14	0	0	18	-	31	1	0	.222
1911	4	2	1.29	6	6	5	1	0	-	55.2	33	13	8	0	3	14	-	44	1	0	.175
1913	4	1	2.15	5	5	5	0	0	-	46.0	33	15	11	1	3	8	-	19	0	0	.201
1914	0	4	3.41	4	4	2	2	0	-	37.0	33	16	14	1	1	15	-	18	0	0	.244
1929	4	1	2.40	5	5	2	3	0	-	45.0	43	17	12	1	0	13	-	50	0	0	.249
1930	4	2	1.73	6	6	4	2	1	-	52.0	38	12	10	2	0	11	-	33	0	0	.200
1931	3	4	2.66	7	7	4	3	1	-	61.0	54	19	18	2	0	9	-	41	1	0	.236
1972	4	3	3.05	7	7	0	7	0	3	62.0	46	21	21	3	1	27	8	46	4	0	.209
1973	4	3	2.32	7	7	0	7	0	4	66.0	66	24	17	4	3	26	6	36	3	0	.253
1974	4	1	2.05	5	5	0	5	0	3	44.0	36	11	10	4	1	16	0	32	1	0	.228
1988	1	4	3.92	5	5	0	5	0	0	43.2	41	21	19	5	1	13	0	36	1	1	.246
1989	4	0	3.50	4	4	1	3	1	1	36.0	28	14	14	4	0	8	0	27	2	0	.209
1990	0	4	3.82	4	4	1	3	0	0	35.1	45	22	15	3	1	15	1	9	2	0	.317
Totals	41	34	2.54	75	75	34	41	4	-	672.1	562	235	190	30	16	208	-	448	17	1	.227

DIVISION SERIES RECORDS

INDIVIDUAL BATTING

Highest Batting Average

Career (min. 25 pa).....	.350 (Yoenis Céspedes, 2012-13)
Series (min. 10 pa).....	.545 (Tony Armas, 1981)
	.545 (Dwayne Murphy, 1981)

Highest Slugging Percentage

Career (min. 25 pa).....	.525 (Yoenis Céspedes, 2012-13)
Series (min. 10 pa).....	1.200 (Frank Thomas, 2006)

Highest On-Base Percentage

Career (min. 25 pa).....	.477 (Jason Giambi, 2000-01)
Series (min. 10 pa).....	.588 (Scott Hatteberg, 2002)

Most Games Played

Career.....	23 (Eric Chavez, 2000-03, 06)
-------------	-------------------------------

Most At Bats

Career.....	95 (Eric Chavez, 2000-03, 06)
Series.....	23 (Miguel Tejada, 2003)
Game.....	6 (Eric Chavez, 2003 Game 1, 12 innings)
	6 (Miguel Tejada, 2003 Game 1, 12 innings)

Most Runs

Career.....	10 (Eric Chavez, 2000-03, 06)
Series.....	7 (Ray Durham, 2002)
Game.....	3 (Coco Crisp, 2013 Game 4)
	3 (Ray Durham, 2002 Game 2)
	3 (Rickey Henderson, 1981 Game 3)

Most Hits

Career.....	21 (Eric Chavez, 2000-03, 06)
Series.....	9 (Johnny Damon, 2001)
Game.....	4 (Coco Crisp, 2013 Game 4)
	4 (Jason Giambi, 2001 Game 5)
	4 (Miguel Tejada, 2001 Game 4)
	4 (Johnny Damon, 2001 Game 1)
	4 (Tony Armas, 1981 Game 2)
Hitting Streak, Series.....	5 (six times, last: Yoenis Céspedes, 2013)
Hitting Streak, Career.....	10 (Yoenis Céspedes, October 6, 2012-present)

Most Doubles

Career.....	7 (Miguel Tejada, 2000-03)
Series.....	4 (Marco Scutaro, 2006)
Game.....	2 (six times, last: Coco Crisp, 2013 Game 3)

Most Triples

Career.....	1 (six times, last: Céspedes, Crisp and Vogt, 2013)
Series.....	1 (six times, last: Céspedes, Crisp and Vogt, 2013)
Game.....	1 (six times, last: Coco Crisp, 2013 Game 4)

Most Home Runs

Career.....	4 (Terrence Long, 2000-03)
Series.....	2 (Frank Thomas, 2006)
	2 (Ray Durham, 2002)
	2 (Terrence Long, 2001)
Game.....	2 (Frank Thomas, 2006 Game 1)
	2 (Terrence Long, 2001 Game 1)
Grand Slams.....	none
Pinch Hit.....	none

Inside The Park.....	Mark Kotsay, 2006 Game 2
	Ray Durham, 2002 Game 3
Leadoff.....	Coco Crisp, 2012 Game 1
	Ray Durham, 2002 Game 3
Game Ending.....	none

Most RBI

Career.....	10 (Eric Chavez, 2000-03, 06)
Series.....	6 (Marco Scutaro, 2006)
Game.....	4 (Marco Scutaro, 2006 Game 3)

Most Total Bases

Career.....	33 (Eric Chavez, 2000-03, 06)
Series.....	16 (Ray Durham, 2002)
	16 (Terrence Long, 2001)
Game.....	9 (Frank Thomas, 2006 Game 1)

Most Extra Base Hits

Career.....	8 (Eric Chavez, 2000-03, 06)
	8 (Miguel Tejada, 2000-03)
Series.....	5 (Ray Durham, 2002)
	5 (Terrence Long, 2001)
Game.....	2 (11 times, last: Coco Crisp, 2013 Game 3)

Most Walks

Career.....	11 (Jason Giambi, 2000-01)
Series.....	7 (Jason Giambi, 2000)
Game.....	3 (Coco Crisp, 2013 Game 1)
	3 (Jason Giambi, 2000 Game 4)

Most Strikeouts

Career.....	20 (Brandon Moss, 2012-13)
Series.....	13 (Brandon Moss, 2013)
Game.....	4 (Stephen Drew, 2012 Game 5)
	4 (Ben Grieve, 2000 Game 5)

Most Stolen Bases

Career.....	2 (Yoenis Céspedes, 2012-13)
	2 (Johnny Damon, 2001)
	2 (Rickey Henderson, 1981)
Series.....	2 (Yoenis Céspedes, 2012)
	2 (Johnny Damon, 2001)
	2 (Rickey Henderson, 1981)
Game.....	2 (Yoenis Céspedes, 2012 Game 2)
	2 (Johnny Damon, 2001 Game 1)

INDIVIDUAL PITCHING

Most Games Won

Career.....	4 (Barry Zito, 2000-03, 06)
Series.....	1 (18 times)

Most Games Lost

Career.....	2 (Tim Hudson, 2000-03)
	2 (Mark Mulder, 2001-02)
	2 (Barry Zito, 2000-03, 06)
	2 (Jarrod Parker, 2012-13)
Series.....	2 (Jarrod Parker, 2012)

Most Saves

Career.....	3 (Jason Isringhausen, 2000-01)
Series.....	2 (Huston Street, 2006)
	2 (Jason Isringhausen, 2001)

Lowest Earned Run Average

Career (min. 10.0 ip)	1.74 (Jim Mecir, 2000-03)
Series	0.00 (Ted Lilly, 2003, 9.0 ip) 0.00 (Mike Norris, 1981, 9.0 ip)

Most Games

Career	7 (Sean Doolittle, 2012-13) 7 (Chad Bradford, 2001-03) 7 (Tim Hudson, 2000-03) 7 (Jim Mecir, 2000-03)
Series	4 (five times, last: Sean Doolittle and Dan Otero, 2013)

Most Games Started

Career	6 (Tim Hudson, 2000-03) 6 (Barry Zito (2000-03, 06)
Series	2 (six times, last: Sonny Gray, 2013)

Most Complete Games

Career	1 (three players tied)
Series	1 (Tim Hudson, 2000) 1 (Steve McCatty, 1981) 1 (Mike Norris, 1981)

Most Innings Pitched

Career	40.2 (Barry Zito, 2000-03, 06)
Series	13.0 (Sonny Gray, 2013) 13.0 (Barry Zito, 2003) 13.0 (Mark Mulder, 2002)
Game	9.0 (Steve McCatty, 1981 Game 2) 9.0 (Mike Norris, 1981 Game 1)

Most Hits

Career	37 (Tim Hudson, 2000-03)
Series	14 (Jarrod Parker, 2012) 14 (Mark Mulder, 2002) 14 (Mark Mulder, 2001)
Game	10 (Bartolo Colón, 2013 Game 1) 10 (Tim Hudson, 2003 Game 1) 10 (Rick Langford, 1981 Game 3)
Game, Fewest	4 (Mike Norris, 1981 Game 1)

Most Runs

Career	19 (Tim Hudson, 2000-03)
Series	11 (Tim Hudson, 2002)
Game	7 (Tim Hudson, 2002 Game 4)

Most Earned Runs

Career	13 (Tim Hudson, 2000-03)
Series	9 (Gil Heredia, 2000)
Game	6 (Gil Heredia, 2000 Game 5)

Most Walks

Career	14 (Barry Zito, 2000-03, 06)
Series	6 (Sonny Gray, 2013) 6 (Kevin Appier, 2000)
Game	5 (Kevin Appier, 2000 Game 2)

Most Strikeouts

Career	33 (Barry Zito, 2000-03, 06)
Series	13 (Barry Zito, 2003) 13 (Kevin Appier, 2000)
Game	9 (Sonny Gray, 2013 Game 2) 9 (Barry Zito, 2003 Game 2) 9 (Mark Mulder, 2002 Game 5)

Most Home Runs

Career	5 (Tim Hudson, 2000-03)
Series	2 (five times, last: Esteban Loaiza, 2006)
Game	2 (four times, last: Esteban Loaiza, 2006 Game 2)

TEAM GAME

Batting

At Bats	41 (2003 Game 1, 12 innings) 41 (2002 Game 1) 11 (2000 Game 4)
Runs	5 (2003 Game 2, 2nd inn.) 5 (2002 Game 2, 4th inn.)
Hits	14 (2002 Game 2)
Doubles	5 (2006 Game 2) 5 (2002 Game 2)
Triples	1 (six times, last: 2013 Game 4)
Home Runs	4 (2002 Game 3)
Home Runs, Inning	2 (2013 Game 3, 5th inn.) 2 (2002 Game 3, 1st inn.)
Home Runs, Back-to-Back	Ray Durham and Scott Hatteberg, 2002 Game 3
Total Bases	24 (2002 Game 2)
Extra Base Hits	7 (2002 Game 2)
Runs Batted In	11 (2000 Game 4)
Walks	10 (2003 Game 1)
Strikeouts	16 (2013 Game 1)
Stolen Bases	2 (four times, last: 2012 Game 2)

Pitching

Hits	13 (2002 Game 1)
Runs	11 (2002 Game 4)
Runs, Inning	7 (2002 Game 4, 4th inn.)
Earned Runs	8 (2013 Game 4)
Walks	7 (2003 Game 1)
Strikeouts	12 (2013 Game 4)
Home Runs	3 (2003 Game 1)

TEAM MISCELLANEOUS

Consecutive Wins	4 (Oct. 6, 1981 to Oct. 3, 2000)
Consecutive Losses	4 (Oct. 13, 2001 to Oct. 11, 2002)
Shutouts	4 2013 Game 2 (1-0; Gray, Balfour) 2012 Game 3 (2-0; Anderson, Cook, Doolittle, Balfour) 2001 Game 2 (2-0; Hudson, Isringhausen) 1981 Game 1 (4-0; Norris)
Longest Nine Inning Game	4:13 (2001 Game 4)
Longest Extra Inning Game	4:37 (2003 Game 1, 12 inn.)
Fastest Game	2:19 (2006 Game 1)
Extra Inning Games	2003 Game 1 (5-4, 12 inn.) 2003 Game 3 (1-3, 11 inn.)
Margin of Victory	10 (2000 Game 4, 11-1)
Margin of Defeat	9 (2002 Game 4, 2-11)
Largest Deficit Overcome to Win	2 (2012 Game 4) 2 (2000 Game 1)
Largest Lead Surrendered to Lose	4 (2002 Game 1)
Left On Base, Game	12 (2003 Game 1, 12 inn.) 12 (2002 Game 1)
Fewest Left On Base, Game	4 (2013 Game 1) 4 (2012 Game 5) 4 (2012 Game 3)
Double Plays Turned, Game	2 (8 times, last: 2013 Game 3)
Errors, Series	6 (2001)
Errors, Game	4 (2003 Game 3)

LEAGUE CHAMPIONSHIP SERIES RECORDS

INDIVIDUAL BATTING

Highest Batting Average

Career (min. 30 pa).....	.410 (Harold Baines)
Series (min. 10 pa).....	.500 (Milton Bradley, 2006)
Game.....	.500 (Sal Bando, 1975)

Highest Slugging Percentage

Career (min. 30 pa).....	.568 (Jose Canseco)
Series (min. 10 pa).....	1.000 (Rickey Henderson, 1989)

Highest On-Base Percentage

Career (min. 30 pa).....	.439 (Harold Baines)
Series (min. 10 pa).....	.609 (Rickey Henderson, 1989)

Most Games Played

Career.....	20 (Sal Bando)
Game.....	20 (Reggie Jackson)

Most At Bats

Career.....	75 (Reggie Jackson)
Series.....	25 (Harold Baines, 1992)
Game.....	6 (Rickey Henderson, 1992 Game 4)

Most Runs

Career.....	14 (Rickey Henderson)
Series.....	8 (Rickey Henderson, 1989)
Game.....	3 (Mark McGwire, 1988 Game 3)

Most Hits

Career.....	21 (Rickey Henderson)
Series.....	11 (Harold Baines, 1992)
Game.....	4 (Milton Bradley, 2006 Game 2)
	4 (Jerry Browne, 1992 Game 5)
	4 (Sal Bando, 1975 Game 2)
Hitting Streak, Series.....	5 (Ruben Sierra, Oct. 8-14, 1992)
	5 (Bert Campaneris, October 6-11, 1973)
	5 (Matty Alou, October 7-12, 1972)
Hitting Streak, Career.....	8 (Harold Baines, October 6, 1991-October 11, 1992)
	8 (Rickey Henderson, Oct. 4, 1989-Oct. 10, 1990)
	8 (Dave Henderson, October 5, 1988-October 7, 1989)

Most Doubles

Career.....	4 (Matty Alou)
	4 (Sal Bando)
	4 (Dave Henderson)
	4 (Joe Rudi)
Series.....	4 (Matty Alou, 1972)
Game.....	2 (seven times, last: Mark Kotsay, 2006 Game 2)

Most Triples

Career.....	2 (Rickey Henderson)
Series.....	1 (six times)
Game.....	1 (six times, last: Ruben Sierra, 1992 Game 2)

Most Home Runs

Career.....	5 (Sal Bando)
Series.....	3 (Jose Canseco, 1988)
Game.....	2 (Milton Bradley, 2006 Game 2)
	2 (Rickey Henderson, 1989 Game 4)
	2 (Sal Bando, 1973 Game 2)
	2 (Reggie Jackson, 1971 Game 3)
Grand Slams.....	none
Pinch Hit.....	none
Inside The Park.....	none
Leadoff.....	Bert Campaneris, 1973 Game 2
Game Ending.....	Bert Campaneris, 1973 Game 3

Most RBI

Career.....	11 (Mark McGwire)
Series.....	7 (Ruben Sierra, 1992)
Game.....	4 (Milton Bradley, 2006 Game 2)
	4 (Rickey Henderson, 1989 Game 4)

Most Total Bases

Career.....	39 (Sal Bando)
Series.....	17 (Milton Bradley, 2006)
Game.....	10 (Milton Bradley, 2006 Game 2)

Most Extra Base Hits

Career.....	9 (Sal Bando)
Series.....	4 (six times, last: Milton Bradley, 2006)
Game.....	2 (15 times, last: Milton Bradley and Mark Kotsay, 2006 Game 2)

Most Walks

Career.....	13 (Rickey Henderson)
	13 (Gene Tenace)
Series.....	7 (Rickey Henderson, 1989)
Game.....	3 (four times, last: Mark McGwire, 1992 Game 5)

Most Strikeouts

Career.....	17 (Reggie Jackson)
Series.....	7 (Terry Steinbach, 1992)
	7 (Jose Canseco, 1989)
	7 (Dave Henderson, 1988)
Game.....	3 (10 times, last: Nick Swisher and Frank Thomas, 2006 Game 2)

Most Stolen Bases

Career.....	14 (Rickey Henderson)
Series.....	8 (Rickey Henderson, 1989)
Game.....	4 (Rickey Henderson, 1989 Game 2)

INDIVIDUAL PITCHING

Most Games Won

Career.....	6 (Dave Stewart)
Series.....	2 (five times, last: Dave Stewart, 1990)

Most Games Lost

Career.....	3 (Ken Holtzman)
Series.....	2 (Mike Moore, 1992)
	2 (Ken Holtzman, 1975)

Most Saves

Career.....	10 (Dennis Eckersley)
Series.....	4 (Dennis Eckersley, 1988)

Lowest Earned Run Average

Career (min. 10.0 ip) 0.40 (John Odum)
Series 0.00 (John Odum, 1972, 14.0 ip)

Most Games

Career 14 (Dennis Eckersley)
Series 4 (four times, last: Joe Kennedy, 2006)

Most Games Started

Career 8 (Dave Stewart)
Series 2 (11 times, last: Mike Moore and Dave Stewart, 1992)

Most Complete Games

Career 2 (Jim Hunter and Ken Holtzman)
Series 1 (seven times, last: Dave Stewart, 1992 Game 5)

Most Innings Pitched

Career 62.0 (Dave Stewart)
Series 16.2 (Dave Stewart, 1992)
Game 11.0 (Ken Holtzman, 1973 Game 3)

Most Hits

Career 44 (Dave Stewart)
Series 14 (Dave Stewart, 1992)
Game 9 (Esteban Loaiza, 2006 Game 2)
Game, Fewest 2 (Vida Blue, 1974 Game 3)

Most Runs

Career 16 (Vida Blue)
16 (Jim Hunter)
Series 9 (Mike Moore, 1992)
Game 7 (Esteban Loaiza, 2006 Game 2)

Most Earned Runs

Career 16 (Vida Blue)
16 (Jim Hunter)
Series 8 (Mike Moore, 1992)
8 (Vida Blue, 1973)
Game 7 (Esteban Loaiza, 2006 Game 2)

Most Walks

Career 17 (Dave Stewart)
Series 6 (four times, last: Dave Stewart, 1992)
Game 6 (Matt Keough, 1981 Game 3)
6 (Diego Segui, 1971 Game 3)

Most Strikeouts

Career 31 (Dave Stewart)
Series 11 (Dave Stewart, 1988)
Game 8 (Vida Blue, 1971 Game 1)

Most Home Runs

Career 9 (Jim Hunter)
Series 4 (Jim Hunter, 1971)
Game 4 (Jim Hunter, 1971 Game 2)

TEAM GAME

Batting

At Bats 42 (1992 Game 4)
Runs 10 (1988 Game 3)
Runs, Inning 7 (1990 Game 1, 9th inn.)
Hits 15 (1988 Game 3)
Doubles 5 (1975 Game 2)
5 (1971 Game 1)
Triples 1 (six times, last: 1992 Game 2)
Home Runs 4 (1988 Game 3)
4 (1973 Game 2)
Home Runs, Inning 2 (four times, last: 1992 Game 1)
Home Runs, Back-to-Back
Joe Rudi and Sal Bando (1973 Game 2)
Mark McGwire and Terry Steinbach (1992 Game 1)
Total Bases 30 (1988 Game 3)
Extra Base Hits 7 (1988 Game 3)
Runs Batted In 10 (1988 Game 3)
Walks 11 (1974 Game 4)
Strikeouts 14 (1972 Game 3)
Stolen Bases 6 (1992 Game 2)
6 (1989 Game 2)

Pitching

Hits 19 (1981 Game 2)
Runs 13 (1981 Game 2)
Runs, Inning 7 (1981 Game 2, 4th inn.)
Earned Runs 13 (1981 Game 2)
Walks 9 (1971 Game 3)
Strikeouts 10 (2006 Game 4)
Home Runs 4 (1971 Game 2)

TEAM MISCELLANEOUS

Consecutive Wins 7 (Oct. 7, 1989 to Oct. 7, 1992)
Consecutive Losses 6 (Oct. 4, 1975 to Oct. 15, 1981)
Shutouts 4
1972 Game 2 (5-0; Odum)
1973 Game 5 (3-0; Hunter)
1974 Game 2 (5-0; Holtzman)
1974 Game 3 (1-0; Blue)
Longest Nine Inning Game 3:42 (1990 Game 2)
Longest Extra Inning Game 4:25 (1992 Game 4, 11 inn.)
Fastest Game 1:57 (1974 Game 3)
Extra Inning Games 4
1972 Game 1 (3-2, 11 inn.)
1972 Game 4 (3-4, 10 inn.)
1973 Game 3 (2-1, 11 inn.)
1992 Game 4 (6-7, 11 inn.)
Margin of Victory 8 (1990 Game 1, 9-1)
Margin of Defeat 10 (1981 Game 2, 3-13)
Largest Deficit Overcome to Win 5 (1988 Game 3)
Largest Deficit Surrendered to Lose 5 (1992 Game 4)
Left On Base, Game 12 (1990 Game 2)
Double Plays Turned, Game 4 (1975 Game 2)
Errors, Series 7 (1992)
Errors, Game 4 (1975 Game 1)

WORLD SERIES RECORDS

INDIVIDUAL BATTING

Highest Batting Average

Career (min. 25 pa).....412 (Rickey Henderson)
Series (min. 10 pa).....474 (Rickey Henderson, 1989)

Highest Slugging Percentage

Career (min. 25 pa).....794 (Rickey Henderson)
Series (min. 10 pa).....923 (Dave Henderson, 1989)

Highest On-Base Percentage

Career (min. 25 pa).....487 (Rickey Henderson)
Series (min. 10 pa).....591 (Mickey Cochrane, 1929)

Most Games Played

Career.....20 (Frank Baker)
20 (Jack Barry)
20 (Eddie Collins)

Most At Bats

Career.....82 (Frank Baker)
Series.....31 (Bert Campaneris, 1973)
Game.....6 (five times, last: Rickey Henderson, 1989 Game 4)

Most Runs

Career.....15 (Frank Baker)
Series.....7 (Frank Baker, 1911)
Game.....4 (Carney Lansford, 1989 Game 3)

Most Hits

Career.....31 (Frank Baker)
Series.....9 (nine times, last: Rickey Henderson, 1989)
Game.....4 (Dave Henderson, 1988 Game 4)
4 (Reggie Jackson, 1973 Game 2)
4 (Danny Murphy, 1911 Game 6)
Hitting Streak, Series.....6 (Jimmie Foxx, Oct. 1-8, 1930)
Hitting Streak, Career.....
8 (Jimmie Foxx, October 1, 1930 to October 2, 1931)
8 (Jack Barry, October 17, 1911 to October 10, 1913)

Most Doubles

Career.....9 (Jack Barry)
Series.....4 (Jack Barry, 1911)
4 (Eddie Collins, 1910)
Game.....2 (13 times, last: Rickey Henderson, 1990 Game 1)

Most Triples

Career.....2 (Rickey Henderson)
2 (Eddie Collins)
Series.....2 (Rickey Henderson, 1989)
2 (Eddie Collins, 1913)
Game.....1 (14 times, last: Rickey Henderson, 1989 Game 4)

Most Home Runs

Career.....6 (Al Simmons)
Series.....4 (Gene Tenace, 1972)
Game.....2 (Dave Henderson, 1989 Game 3)
2 (Gene Tenace, 1972 Game 1)
Grand Slams.....Jose Canseco, 1988 Game 1
Pinch Hit.....none
Inside The Park.....Mule Haas, 1929 Game 4
Leadoff.....Rickey Henderson, 1989 Game 4
Game Ending.....Mark McGwire, 1988 Game 3

Most RBI

Career.....18 (Frank Baker)
Series.....9 (Gene Tenace, 1972)
9 (Danny Murphy, 1910)
Game.....4 (Dave Henderson, 1989 Game 3)
4 (Jose Canseco, 1988 Game 1)
4 (Al Simmons, 1929 Game 2)
4 (Wally Schang, 1913 Game 4)

Most Total Bases

Career.....47 (Frank Baker)
Series.....21 (Gene Tenace, 1972)
Game.....10 (Dave Henderson, 1989 Game 3)

Most Extra Base Hits

Career.....11 (Al Simmons)
Series.....5 (Gene Tenace, 1972)
5 (Reggie Jackson, 1973)
Game.....3 (Dave Henderson, 1989 Game 3)

Most Walks

Career.....17 (Mickey Cochrane)
Series.....11 (Gene Tenace, 1973)
Game.....3 (Gene Tenace, 1973 Game 5)
3 (Gene Tenace, 1973 Game 2)
3 (Mickey Cochrane, 1929 Game 2)

Most Strikeouts

Career.....17 (Sal Bando)
Series.....9 (Dib Williams, 1931)
Game.....3 (seven times, last: Dave Stewart, 1988 Game 1)

Most Stolen Bases

Career.....10 (Eddie Collins)
Series.....4 (Eddie Collins, 1910)
Game.....2 (four times, last: Rickey Henderson, 1989 Game 3)

INDIVIDUAL PITCHING

Most Games Won

Career.....6 (Chief Bender)
Series.....3 (Jack Coombs, 1910)

Most Games Lost

Career.....5 (Eddie Plank)
Series.....2 (Dave Stewart, 1990)
2 (Storm Davis, 1988)
2 (George Earnshaw, 1931)
2 (Eddie Plank, 1905)

Most Saves

Career.....6 (Rollie Fingers)
Series.....2 (four times, last: Rollie Fingers, 1974)

Lowest Earned Run Average

Career (min 10.0 ip).....1.32 (Eddie Plank)
Series (min 10.0 ip).....0.00 (Darold Knowles, 1973, 6.1 ip)
0.00 (Lefty Grove, 1929, 6.1 ip)
0.00 (Rube Walberg, 1929, 6.1 ip)

Most Games

Career.....16 (Rollie Fingers, 1973)
Series.....7 (Darold Knowles, 1973)

Most Games Started

Career.....	10 (Chief Bender)
Series	3 (six times, last: Ken Holtzman, 1973)

Most Complete Games

Career.....	9 (Chief Bender)
Series	3 (Chief Bender, 1911)
	3 (Jack Coombs, 1910)

Most Innings Pitched

Career.....	85.0 (Chief Bender)
Series	27.0 (Jack Coombs, 1910)
Game	11.0 (Joe Bush, 1914 Game 3)
	11.0 (Jack Coombs, 1911 Game 3)

Most Hits

Career.....	64 (Chief Bender)
Series	28 (Lefty Grove, 1931)
Game	12 (Lefty Grove, 1931 Game 1)
Game, Fewest	2 (George Earnshaw, 1931 Game 4)
	2 (Eddie Plank, 1913 Game 5)

Most Runs

Career.....	28 (Chief Bender)
Series	10 (Storm Davis, 1988)
	10 (Jack Coombs, 1910)
Game	9 (Andy Coakley, 1905 Game 3)

Most Earned Runs

Career.....	23 (Chief Bender)
Series	10 (Storm Davis, 1988)
	10 (Jack Coombs, 1910)
Game	6 (Storm Davis, 1988 Game 2)
	6 (Chief Bender, 1914 Game 1)

Most Walks

Career.....	21 (Chief Bender)
Series	14 (Jack Coombs, 1910)
Game	9 (Jack Coombs, 1910 Game 2)

Most Strikeouts

Career.....	59 (Chief Bender)
Series	20 (George Earnshaw, 1931)
	20 (Chief Bender, 1911)
Game	13 (Howard Ehmke, 1929 Game 1)

Most Home Runs

Career.....	4 (Vida Blue)
	4 (Jim Hunter)
Series	3 (Storm Davis, 1988)
Game	2 (four times, last: Mike Moore, 1990 Game 3)

TEAM GAME

Batting

At Bats.....	47 (1973 Game 2)
Runs	13 (1989 Game 3)
	13 (1911 Game 6)
Runs, Inning.....	10 (1929 Game 4, 7th inn.)
Hits	15 (1929 Game 4)
	15 (1910 Game 3)
Doubles	7 (1911 Game 4)

Triples.....	3 (1973 Game 2)
Home Runs.....	5 (1989 Game 3)
Home Runs, Inning.....	2 (1989 Game 3, 5th inn.)
	2 (1989 Game 3, 4th inn.)
	2 (1973 Game 7, 3rd inn.)
	2 (1929 Game 4, 7th inn.)

Home Runs, Back-to-Back	none
Total Bases	31 (1989 Game 3)
Extra Base Hits	7 (1989 Game 3)
	7 (1973 Game 2)
	7 (1930 Game 6)
	7 (1911 Game 4)
Runs Batted In.....	12 (1989 Game 3)
Walks	7 (four times, last: 1989 Game 4)
Strikeouts	15 (1973 Game 2)
Stolen Bases.....	4 (1910 Game 5)

Pitching

Hits	15 (1973 Game 2)
Runs	10 (1973 Game 2)
Runs, Inning.....	7 (1990 Game 3, 3rd inn.)
Earned Runs.....	8 (1972 Game 6)
Walks	9 (1910 Game 2)
Strikeouts	14 (1972 Game 3)
Home Runs.....	2 (eight times, last: 1990 Game 3)

TEAM MISCELLANEOUS

Consecutive Wins.....	4 (October 14 to 28, 1989)
	4 (October 12, 1929 to October 2, 1930)
Consecutive Losses.....	4 (October 16, 1990 to present)
	4 (October 9 to 13, 1914)
Shutouts	4
	1989 Game 1 vs. San Francisco (5-0; Stewart)
	1931 Game 4 vs. St. Louis (3-0; Earnshaw)
	1930 Game 5 at St. Louis (2-0; Earnshaw and Grove)
	1905 Game 2 at New York (3-0; Bender)
Margin of Victory	11 (1911 Game 6, 13-2)
Margin of Defeat	9 (1905 Game 3, 0-9)
Largest Deficit Overcome to Win.....	8 (1929 Game 4)
Largest Deficit Surrendered to Lose	3 (1911 Game 5)
Longest Nine Inning Game	3:30 (1989 Game 3)
Longest Extra Inning Game	4:13 (1973 Game 2, 12 inn.)
Fastest Game.....	1:35 (1905 Game 5)
Extra Inning Games.....	8
	1990 Game 2 at Cincinnati (4-5, 10 inn.)
	1973 Game 3 at New York (3-2, 11 inn.)
	1973 Game 2 vs. New York (7-10, 12 inn.)
	1914 Game 3 at Boston (4-5, 12 inn.)
	1913 Game 2 vs. New York (0-3, 10 inn.)
	1911 Game 5 at New York (3-4, 10 inn.)
	1911 Game 3 at New York (3-2, 11 inn.)
	1910 Game 4 at Chicago (3-4, 10 inn.)
Left on Base, Nine Inning Game	11 (1990 Game 1)
	11 (1930 Game 3)
Left on Base, Extra Inning Game	12 (1973 Game 2, 12 inn.)
Double Plays Turned, Game.....	4 (1914 Game 1)
	4 (1973 Game 4)
Errors, Series.....	11 (1910)
	11 (1911)
Errors, Game.....	5 (1973 Game 2)
	5 (1911 Game 6)

POSTSEASON RECORDS

INDIVIDUAL BATTING

Highest Batting Average

Career (min. 50 pa).....	.378 (Frank Baker, 1910-11, 13-14)
Season (min. 20 pa).....	.450 (Frank Baker, 1913)
Single Series (min. 10 pa).....	.545 (Tony Armas, 1981 ALDS) .545 (Dwayne Murphy, 1981 ALDS)

Highest Slugging Percentage

Career (min. 50 pa).....	.667 (Al Simmons, 1929-31)
Season (min. 20 pa).....	.941 (Rickey Henderson, 1989)
Single Series (min. 10 pa).....	1.200 (Frank Thomas, 2006 ALDS)

Highest On-Base Percentage

Career (min. 50 pa).....	.436 (Rickey Henderson, 1981, 89-90, 92)
Season (min. 20 pa).....	.591 (Mickey Cochrane, 1929)
Single Series (min. 10 pa).....	.609 (Rickey Henderson, 1989 ALCS)

Most Games Played

Career.....	39 (Sal Bando, 1971-75)
Season.....	12 (12 times, last: seven players in 1973)

Most At Bats

Career.....	144 (Bert Campaneris, 1971-75)
Season.....	52 (Bert Campaneris, 1973)
Series.....	31 (Bert Campaneris, 1973 WS)
Game.....	6 (nine times, last: Coco Crisp, 2014 ALWC, 12 inn.)

Most Runs

Career.....	23 (Rickey Henderson, 1981, 89-90, 92)
Season.....	12 (Rickey Henderson, 1989)
Series.....	8 (Rickey Henderson, 1989 ALCS)
Game.....	4 (Carney Lansford, 1989 WS Game 3)

Most Hits

Career.....	37 (Rickey Henderson, 1981, 89-90, 92)
Season.....	16 (Bert Campaneris, 1973)
Series.....	11 (Harold Baines, 1992 ALCS)
Game.....	4 (11 times, last: Coco Crisp, 2013 ALDS Game 4)
Hitting Streak, Season.....	8 (Bert Campaneris, Oct. 6-16, 1973)
Hitting Streak, Career.....	8 (Rickey Henderson, October 4-28, 1989)
Hitting Streak, Career.....	15 (Rickey Henderson, October 4, 1989-October 19, 1990)

Most Doubles

Career.....	9 (Jack Barry, 1910-11, 13-14)
Season.....	9 (Dave Henderson, 1988-90)
Series.....	5 (Dave Henderson, 1989)
Game.....	4 (four times, last: Marco Scutaro, 2006 ALDS)
Game.....	2 (27 times, last: Coco Crisp, 2013 ALDS Game 3)

Most Triples

Career.....	4 (Rickey Henderson, 1981, 89-90, 92)
Season.....	3 (Rickey Henderson, 1989)
Series.....	2 (Rickey Henderson, 1989 WS)
Game.....	2 (Eddie Collins, 1913 WS)
Game.....	1 (26 times, last: Coco Crisp, 2013 ALDS Game 4)

Most Home Runs

Career.....	7 (Jose Canseco, 1988-90)
Season.....	4 (Jose Canseco, 1988)
Game.....	4 (Gene Tenace, 1972)

Series.....	4 (Gene Tenace, 1972 WS)
Game.....	2 (nine times, last: Brandon Moss, 2014 ALWC)
Grand Slams.....	Jose Canseco, 1988 WS Game 1
Pinch Hit.....	none
Inside The Park.....	Mark Kotsay, 2006 ALDS Game 2
	Ray Durham, 2002 ALDS Game 3
	Mule Haas, 1929 WS Game 4
Leadoff.....	4 times, last: Coco Crisp, 2012 ALDS Game 1
Game Ending.....	Mark McGwire, 1988 WS Game 3
	Bert Campaneris, 1973 ALCS Game 3

Most RBI

Career.....	18 (Frank Baker, 1910-11, 13-14)
Season.....	18 (Jose Canseco, 1988-90)
Single Series.....	10 (Gene Tenace, 1972)
Game.....	9 (Gene Tenace, 1972 WS)
	9 (Danny Murphy, 1910 WS)
Game.....	5 (Brandon Moss, 2014 ALWC)

Most Total Bases

Career.....	63 (Rickey Henderson, 1981, 89-90, 92)
Season.....	32 (Rickey Henderson, 1989)
Single Series.....	21 (Gene Tenace, 1972 WS)
Game.....	10 (Dave Henderson, 1989 WS Game 3)
	10 (Milton Bradley, 2006 ALCS Game 2)

Most Extra Base Hits

Career.....	14 (Rickey Henderson, 1981, 89-90, 92)
Season.....	8 (Dave Henderson, 1989)
	8 (Rickey Henderson, 1989)
Single Series.....	5 (four times, last: Ray Durham, 2002 ALDS)
Game.....	3 (Dave Henderson, 1989 WS Game 3)

Most Walks

Career.....	29 (Gene Tenace, 1971-75)
Season.....	13 (Gene Tenace, 1973)
Single Series.....	11 (Gene Tenace, 1973 WS)
Game.....	3 (9 times, last: Coco Crisp, 2013 ALDS Game 1)

Most Strikeouts

Career.....	31 (Gene Tenace, 1971-75)
Season.....	14 (Dave Henderson, 1988)
Single Series.....	13 (Brandon Moss, 2013 ALDS)
Game.....	4 (Stephen Drew, 2012 ALDS Game 5)
	4 (Ben Grieve, 2000 ALDS Game 5)

Most Stolen Bases

Career.....	22 (Rickey Henderson, 1981, 89-90, 92)
Season.....	11 (Rickey Henderson, 1989)
Single Series.....	8 (Rickey Henderson, 1989 ALCS)
Game.....	4 (Rickey Henderson, 1989 ALCS Game 2)

INDIVIDUAL PITCHING

Most Games Won

Career.....	8 (Dave Stewart, 1988-90, 92)
Season.....	4 (Dave Stewart, 1989)
Single Series.....	3 (Jack Coombs, 1910 WS)

Most Games Lost

Career.....	5 (Vida Blue, 1971-75)
	5 (Eddie Plank, 1905, 10-11, 13-14)
Season.....	2 (nine times, last: Jarrod Parker, 2012)
Single Series.....	2 (7 times, last: Jarrod Parker, 2012 ALDS)

Most Saves

Career.....	11 (Dennis Eckersley, 1988-90, 92)
Season.....	4 (Dennis Eckersley, 1988, 1989)
Single Series.....	4 (Dennis Eckersley, 1988 ALCS)

Lowest Earned Run Average

Career (min. 20.0 ip).....	1.13 (John Odom, 1972-74)
Season (min. 10.0 ip).....	0.71 (John Odom, 1972)
Single Series.....	0.00 (John Odom, 1972 ALCS, 14.0 ip)

Most Games

Career.....	27 (Rollie Fingers, 1971-75)
Season.....	9 (Rollie Fingers, 1972, 1973)
Single Series.....	7 (Darrold Knowles, 1973 WS)

Most Games Started

Career.....	14 (Dave Stewart, 1988-90, 92)
Season.....	4 (eight times, last: Dave Stewart, 1990)
Single Series.....	3 (six times, last: Ken Holtzman, 1973 WS)

Most Complete Games

Career.....	9 (Chief Bender, 1905, 10-11, 13-14)
Season.....	3 (Jack Coombs, 1910) 3 (Chief Bender, 1911)
Single Series.....	3 (Jack Coombs, 1910 WS) 3 (Chief Bender, 1911 WS)

Most Innings Pitched

Career.....	105.1 (Dave Stewart, 1988-90, 92)
Season.....	32.0 (Dave Stewart, 1989)
Single Series.....	27.0 (Jack Coombs, 1910 WS)
Game.....	11.0 (3 times, last: Ken Holtzman, 1973 ALCS Game 3)

Most Hits

Career.....	76 (Dave Stewart, 1988-90, 92)
Season.....	28 (Lefty Grove, 1931)
Single Series.....	28 (Lefty Grove, 1931 WS)
Game.....	12 (Lefty Grove, 1931 WS Game 1)
Game, Fewest.....	2 (three times, last: Vida Blue, 1974 ALCS Game 3)

Most Runs

Career.....	31 (Vida Blue, 1971-75)
Season.....	14 (Vida Blue, 1973)
Single Series.....	11 (Tim Hudson, 2002 ALDS)
Game.....	9 (Andy Coakley, 1905 WS Game 3)

Most Earned Runs

Career.....	31 (Vida Blue, 1971-75)
Season.....	14 (Vida Blue, 1973)
Single Series.....	10 (Storm Davis, 1988 WS) 10 (Jack Coombs, 1910 WS)
Game.....	7 (Esteban Loaiza, 2006 ALCS Game 2)

Most Walks

Career.....	30 (Dave Stewart, 1988-90, 92)
Season.....	14 (Jack Coombs, 1910)
Single Series.....	14 (Jack Coombs, 1910 WS)
Game.....	9 (Jack Coombs, 1910 WS Game 2)

Most Strikeouts

Career.....	59 (Chief Bender, 1905, 10-11, 13-14)
Season.....	23 (Dave Stewart, 1989)
Single Series.....	20 (George Earnshaw, 1931 WS) 20 (Chief Bender, 1911 WS)
Game.....	13 (Howard Ehmke, 1929 WS Game 1)

Most Home Runs

Career.....	13 (Jim Hunter, 1971-74)
Season.....	4 (four times, last: Dave Stewart, 1989)
Single Series.....	4 (Jim Hunter, 1971 ALCS)
Game.....	4 (Jim Hunter, 1971 ALCS Game 2)

TEAM GAME

Batting

At Bats.....	47 (2014 ALWC, 12 innings) 47 (1973 WS Game 2)
Runs.....	13 (1989 WS Game 3) 13 (1911 WS Game 6)
Runs, Inning.....	10 (1929 WS Game 4, 7th inn.)
Hits.....	15 (3 times, last: 1988 ALCS Game 3)
Doubles.....	7 (1911 WS Game 4)
Triples.....	3 (1973 WS Game 2)
Home Runs.....	5 (1989 WS Game 3)
Home Runs, Inning.....	2 (10 times, last: 2013 ALDS Game 3, 5th inn.)
Home Runs, Back-to-Back.....	3 times, last: Ray Durham and Scott Hatteberg, 2002 ALDS Game 3
Total Bases.....	31 (1989 WS Game 3)
Extra Base Hits.....	7 (six times, last: 2002 ALDS Game 2)
Runs Batted In.....	12 (1989 WS Game 3)
Walks.....	11 (1974 ALCS Game 4)
Strikeouts.....	16 (2013 ALDS Game 1)
Stolen Bases.....	6 (1992 ALCS Game 2) 6 (1989 ALCS Game 2)

Pitching

Hits.....	19 (1981 ALCS Game 2)
Runs.....	13 (1981 ALCS Game 2)
Runs, Inning.....	7 (3 times, last: 2002 Game 4, 4th inn.)
Earned Runs.....	13 (1981 ALCS Game 2)
Walks.....	9 (1971 ALCS Game 3) 9 (1910 WS Game 2)
Strikeouts.....	14 (1972 WS Game 3)
Home Runs.....	4 (1971 ALCS Game 2)

TEAM MISCELLANEOUS

Consecutive Wins.....	10 (October 7, 1989-October 10, 1990)
Consecutive Losses.....	6 (October 10, 2006-October 7, 2012)
Shutouts.....	12 times, last: 2013 ALDS Game 2 (1-0; Gray, Balfour)
Longest Nine Inning Game.....	4:13 (2001 ALCS Game 4)
Longest Extra Inning Game.....	4:45 (2014 ALWC, 12 inn.)
Fastest Game.....	1:35 (1905 WS Game 5)
Extra Inning Games.....	15 times, last: 2014 ALWC (8-9, 12 inn.)
Margin of Victory.....	11 (1911 WS Game 6, 13-2)
Margin of Defeat.....	10 (1981 ALCS Game 2, 3-13)
Largest Deficit Overcome to Win.....	8 (1929 WS Game 4)
Largest Lead Surrendered to Lose.....	5 (1992 ALCS Game 4)
Left On Base, Game.....	12 (four times, last: 2003 ALDS Game 1, 12 inn.)
Double Plays Turned, Game.....	4 (three times, last: 1975 ALCS Game 2)
Errors, Series.....	11 (1910, 1911)
Errors, Game.....	5 (1973 WS Game 2) 5 (1911 WS Game 6)

POSTSEASON CAREER LEADERS

INDIVIDUAL BATTING

Batting Average (min. 50 pa)

1. Frank Baker.....	378
2. Harold Baines.....	370
3. Eddie Collins.....	347
4. Jimmie Foxx.....	344
5. Rickey Henderson.....	333
Al Simmons.....	333

At Bats

1. Bert Campaneris.....	144
2. Sal Bando.....	142
3. Joe Rudi.....	140
4. Reggie Jackson.....	118
5. Mark McGwire.....	114

Triples

1. Rickey Henderson.....	4
2. Eddie Collins.....	2
3. 19 tied with.....	1

Extra Base Hits

1. Rickey Henderson.....	14
2. Reggie Jackson.....	13
3. Dave Henderson.....	13
4. Sal Bando.....	12
5. Al Simmons.....	11

Slugging Pct. (min. 50 pa)

1. Al Simmons.....	.667
2. Jimmie Foxx.....	.609
3. Frank Baker.....	.573
4. Rickey Henderson.....	.568
5. Harold Baines.....	.565

Runs

1. Rickey Henderson.....	23
2. Sal Bando.....	20
3. five players tied.....	15

Home Runs

1. Jose Canseco.....	7
2. Al Simmons.....	6
3. Sal Bando.....	5
Reggie Jackson.....	5
5. six players tied.....	4

Walks

1. Gene Tenace.....	29
2. Rickey Henderson.....	20
3. Jose Canseco.....	17
Mickey Cochrane.....	17
5. two players tied.....	16

On-Base Pct. (min. 50 pa)

1. Rickey Henderson.....	.436
2. Jimmie Foxx.....	.425
3. Harold Baines.....	.408
4. Mickey Cochrane.....	.408
5. Frank Baker.....	.402

Hits

1. Rickey Henderson.....	37
2. Joe Rudi.....	36
3. Bert Campaneris.....	35
4. Sal Bando.....	34
Carney Lansford.....	34

Runs Batted In

1. Jose Canseco.....	18
Frank Baker.....	18
3. Al Simmons.....	17
4. three players tied.....	15

Strikeouts

1. Gene Tenace.....	31
2. Sal Bando.....	29
3. Reggie Jackson.....	27
Dave Henderson.....	27
Mark McGwire.....	27

Games

1. Sal Bando.....	39
2. Joe Rudi.....	38
3. Gene Tenace.....	37
4. Bert Campaneris.....	36
Dick Green.....	36

Doubles

1. Dave Henderson.....	9
Jack Barry.....	9
3. five players tied.....	7

Total Bases

1. Rickey Henderson.....	63
2. Sal Bando.....	57
3. Reggie Jackson.....	56
4. Joe Rudi.....	53
5. Bert Campaneris.....	50

Stolen Bases

1. Rickey Henderson.....	22
2. Bert Campaneris.....	10
Eddie Collins.....	10
4. Willie Wilson.....	7
5. Jose Canseco.....	5

INDIVIDUAL PITCHING

Wins

1. Dave Stewart.....	8
2. Jim Hunter.....	7
3. Chief Bender.....	6
Ken Holtzman.....	6
5. five players tied.....	4

ERA (min. 20 ip)

1. John Odom.....	1.13
2. Eddie Plank.....	1.32
3. George Earnshaw.....	1.58
4. Lefty Grove.....	1.75
5. Rollie Fingers.....	2.22

Complete Games

1. Chief Bender.....	9
2. Eddie Plank.....	6
3. George Earnshaw.....	5
4. Jack Coombs.....	4
Lefty Grove.....	4

Strikeouts

1. Chief Bender.....	59
2. George Earnshaw.....	56
3. Dave Stewart.....	55
4. Jim Hunter.....	49
5. Vida Blue.....	47

Losses

1. Eddie Plank.....	5
Vida Blue.....	5
3. Chief Bender.....	4
Rollie Fingers.....	4
Ken Holtzman.....	4

Games

1. Rollie Fingers.....	27
2. Dennis Eckersley.....	20
3. Rick Honeycutt.....	18
4. Vida Blue.....	17
5. Jim Hunter.....	14
Dave Stewart.....	14

Innings Pitched

1. Dave Stewart.....	105.1
2. Jim Hunter.....	88.1
3. Chief Bender.....	85.0
4. Ken Holtzman.....	70.1
5. Vida Blue.....	64.2

Winning Pct. (min. 3 dec)

1. Jack Coombs.....	1.000 (4-0)
2. Jim Hunter.....	.778 (7-2)
3. John Odom.....	.750 (3-1)
4. Dave Stewart.....	.727 (8-3)
5. Lefty Grove.....	.714 (5-2)

Saves

1. Dennis Eckersley.....	11
2. Rollie Fingers.....	8
3. Jason Isringhausen.....	3
4. Vida Blue.....	2
Grant Balfour.....	2
Darold Knowles.....	2
Huston Street.....	2

Games Started

1. Dave Stewart.....	14
2. Jim Hunter.....	12
Ken Holtzman.....	12
4. Chief Bender.....	10
Vida Blue.....	10

Walks

1. Dave Stewart.....	30
2. Jim Hunter.....	26
3. Vida Blue.....	23
4. Chief Bender.....	21
5. Jack Coombs.....	20

POSTSEASON SINGLE GAME BESTS

INDIVIDUAL BATTING

Runs

- 4 Carney Lansford, 1989 WS Game 3 at San Francisco
- 3 10 times, last: Coco Crisp, 2013 ALDS Game 4 at Det.

Hits

- 4 Coco Crisp, 2013 ALDS Game 4 at Detroit
- 4 Milton Bradley, 2006 ALCS Game 2 vs. Detroit
- 4 Jason Giambi, 2001 ALDS Game 5 at New York
- 4 Miguel Tejada, 2001 ALDS Game 4 vs. New York
- 4 Johnny Damon, 2001 ALDS Game 1 at New York
- 4 Jerry Browne, 1992 ALCS Game 5 vs. Toronto
- 4 Dave Henderson, 1988 WS Game 4 vs. Los Angeles
- 4 Tony Armas, 1981 ALDS Game 2 at Kansas City
- 4 Sal Bando, 1975 ALCS Game 2 at Boston
- 4 Reggie Jackson, 1973 WS Game 2 vs. New York
- 4 Danny Murphy, 1911 WS Game 6 vs. New York

Doubles

- 2 27 times, last: Coco Crisp, 2013 ALDS Game 3 at Det.

Triples

- 1 26 times, last: Coco Crisp, 2013 ALDS Game 4 at Det.

Home Runs

- 2 Brandon Moss, 2014 ALWC at Kansas City
- 2 Milton Bradley, 2006 ALCS Game 2 vs. Detroit
- 2 Frank Thomas, 2006 ALDS Game 1 at Minnesota
- 2 Terrence Long, 2001 ALDS Game 1 at New York
- 2 Dave Henderson, 1989 WS Game 3 at San Francisco
- 2 Rickey Henderson, 1989 ALCS Game 4 at Toronto
- 2 Sal Bando, 1973 ALCS Game 2 at Baltimore
- 2 Gene Tenace, 1972 WS Game 1 at Cincinnati
- 2 Reggie Jackson, 1971 ALCS Game 3 vs. Baltimore

INDIVIDUAL PITCHING

Innings Pitched

- 11.0 Ken Holtzman, 1973 ALCS Game 3 vs. Baltimore
- 11.0 Joe Bush, 1914 WS Game 3 at Boston
- 11.0 Jack Coombs, 1911 WS Game 3 at New York
- 10.0 Eddie Plank, 1913 WS Game 2 vs. New York
- 9.2 Chief Bender, 1910 WS Game 4 at Chicago

Hits

- 12 Lefty Grove, 1931 WS Game 1 at St. Louis
- 11 Lefty Grove, 1931 WS Game 3 vs. St. Louis
- 11 Chief Bender, 1913 WS Game 1 at New York
- 10 four times, last: Bartolo Colón, 2013 ALDS Game 1 vs. Detroit

Runs

- 9 Andy Coakley, 1905 WS Game 3 vs. New York
- 7 Esteban Loaiza, 2006 ALCS Game 2 vs. Detroit
- 7 Tim Hudson, 2002 ALDS Game 4 at Minnesota
- 6 10 times, last: Jon Lester, 2014 ALWC at Kansas City

Runs Batted In

- 5 Brandon Moss, 2014 ALWC at Kansas City
- 4 Milton Bradley, 2006 ALCS Game 2 vs. Detroit
- 4 Marco Scutaro, 2006 ALDS Game 3 vs. Minnesota
- 4 Dave Henderson, 1989 WS Game 3 at San Francisco
- 4 Rickey Henderson, 1989 ALCS Game 4 at Toronto
- 4 Jose Canseco, 1988 WS Game 1 at Los Angeles
- 4 Al Simmons, 1929 WS Game 2 at Chicago
- 4 Wally Schang, 1913 WS Game 4 vs. New York

Total Bases

- 10 Milton Bradley, 2006 ALCS Game 2 vs. Detroit
- 10 Dave Henderson, 1989 WS Game 3 at San Francisco
- 9 Frank Thomas, 2006 ALDS Game 1 at Minnesota
- 9 Reggie Jackson, 1971 ALCS Game 3 vs. Baltimore
- 8 six times, last: Brandon Moss, 2014 ALWC at Kansas City

Extra Base Hits

- 3 Dave Henderson, 1989 WS Game 3 at San Francisco
- 2 46 times, last: Brandon Moss, 2014 ALWC at Kansas City

Walks

- 3 nine times, last: Coco Crisp, 2013 ALDS Game 1 vs. Detroit

Strikeouts

- 4 Stephen Drew, 2012 ALDS Game 5 vs. Detroit
- 4 Ben Grieve, 2000 ALDS Game 5 vs. New York
- 3 31 times, last: Coco Crisp, 2014 ALWC at Kansas City

Stolen Bases

- 4 Rickey Henderson, 1989 ALCS Game 2 vs. Toronto
- 3 Willie Wilson, 1992 ALCS Game 2 at Toronto
- 2 13 times, last: Yoenis Céspedes, 2012 ALDS Game 2 at Detroit

Walks

- 9 Jack Coombs, 1910 WS Game 2 vs. Chicago
- 6 Matt Keough, 1981 ALCS Game 3 vs. New York
- 6 Diego Segui, 1971 ALCS Game 3 vs. Baltimore
- 5 five times, last: Rich Harden, 2006 ALCS Game 3 at Detroit

Strikeouts

- 13 Howard Ehmke, 1929 WS Game 1 at Chicago
- 11 John Odom, 1972 WS Game 3 vs. Cincinnati
- 11 Chief Bender, 1911 WS Game 1 at New York
- 10 George Earnshaw, 1929 WS Game 3 vs. Chicago
- 9 five times, last: Sonny Gray, 2013 ALDS Game 2 vs. Detroit

POSTSEASON SERIES YEAR-BY-YEAR RECAP

1905 WORLD SERIES

The A's make their first appearance in the World Series and lose to the New York Giants, four games to one. Three of the losses come against Christy Mathewson who tosses three complete game shutouts. The A's collect just 25 hits in the series for a .161 batting average and score just three runs. Topsy Hartsel paces the A's offense with a .294 batting average and Bris Lord has the only two RBI. The A's use three pitchers in the Series and all toss complete games. Chief Bender makes two starts and has a 1.06 ERA.

The A's lose the first game in Philadelphia, 3-0, as Mathewson tosses a four-hit shutout. Chief Bender returns the favor in the second game of the series as he tosses a four-hit shutout and strikes out nine in a 3-0 A's win at New York. Lord has RBI singles in the third and eighth innings. Mathewson tosses a four-hit shutout in the Giants 9-0 win in Game 3 and Joe McGinnity blanks the A's on five hits in a 1-0 win in Game 4. Eddie Plank allows just four hits in Game 4 and the only run of the game is unearned after a Monte Cross error. Mathewson tossed a six-hit shutout in Game 5 as the Giants clinch the series with a 2-0 win.

FINAL STATISTICS

PLAYER	AVG	G	AB	R	H	TB	2B	3B	HR	RBI	SH	SF	HP	BB	IBB	SO	SB	CS	DP	E	SLG	OBP
Bender	.000	2	5	0	0	0	0	0	0	0	1	0	0	0	-	1	0	0	0	0	.000	.000
Coakley	.000	1	2	0	0	0	0	0	0	0	0	0	1	0	-	1	0	0	0	0	.000	.333
Cross, L.	.105	5	19	0	2	2	0	0	0	0	0	0	0	1	-	1	0	0	0	1	.105	.150
Cross, M.	.176	5	17	0	3	3	0	0	0	0	0	0	0	0	-	7	0	1	0	2	.176	.176
Davis	.200	5	20	0	4	5	1	0	0	0	0	0	0	0	-	1	0	0	0	0	.250	.200
Hartsel	.294	5	17	1	5	6	1	0	0	0	1	0	0	2	-	1	2	0	0	1	.353	.368
Hoffman	.000	1	1	0	0	0	0	0	0	0	0	0	0	0	-	1	0	0	0	0	.000	.000
Lord	.100	5	20	0	2	2	0	0	0	2	0	0	0	0	-	5	0	0	0	0	.100	.100
Murphy	.188	5	16	0	3	4	1	0	0	0	1	0	0	0	-	2	0	1	1	4	.250	.188
Plank	.167	2	6	0	1	1	0	0	0	0	0	0	0	0	-	2	0	0	1	0	.167	.167
Powers	.143	3	7	0	1	2	1	0	0	0	0	0	0	0	-	0	0	0	0	0	.286	.143
Schreckengost	.222	3	9	2	2	3	1	0	0	0	0	0	0	0	-	0	0	0	0	0	.333	.222
Seybold	.125	5	16	0	2	2	0	0	0	0	0	0	0	2	-	3	0	0	0	0	.125	.222
TOTALS	.161	5	155	3	25	30	5	0	0	2	3	0	1	5	-	25	2	2	2	8	.194	.193

PITCHER	W	L	ERA	G	GS	CG	GF	SHO	SV	IP	H	R	ER	HR	HB	BB	IBB	SO	WP	BK	AVG
Bender	1	1	1.06	2	2	2	0	1	-	17.0	9	2	2	0	0	6	-	13	0	0	.161
Coakley	0	1	2.00	1	1	1	0	0	-	9.0	8	9	2	0	1	5	-	2	0	0	.235
Plank	0	2	1.59	2	2	2	0	0	-	17.0	14	4	3	0	1	4	-	11	1	0	.222
TOTALS	1	4	1.47	5	5	5	0	1	-	43.0	31	15	7	0	2	15	-	26	1	0	.203

Game 1 — October 9
New York 3, Philadelphia 0

Game 2 — October 10
Philadelphia 3, New York 0

Game 3 — October 12
New York 9, Philadelphia 0

New York					Philadelphia					New York					Philadelphia				
ab	r	h	bi		ab	r	h	bi		ab	r	h	bi		ab	r	h	bi	
Bresnahan c	3	1	1	1	Hartsel lf	4	1	2	0	Bresnahan c	3	2	0	0	Browne rf	5	2	1	0
Browne rf	5	0	0	0	Lord cf	4	0	2	2	Donlin cf	3	3	1	0					
Donlin cf	5	1	2	1	Davis 1b	4	0	0	0	McGann 1b	5	1	3	4					
McGann 1b	3	0	1	0	LCross 3b	3	0	0	0	Mertes lf	3	0	1	1					
Mertes lf	4	0	1	1	Seybold rf	4	0	0	0	Dahlen ss	3	1	0	1					
Dahlen ss	4	0	0	0	Murphy 2b	4	0	1	0	Devlin 3b	4	0	1	1					
Devlin 3b	4	0	1	0	MCross ss	4	0	0	0	Gilbert 2b	4	0	0	0					
Gilbert 2b	4	1	3	0	Schreckengost c	4	2	1	0	Mathewson p	4	0	1	0					
Mathewson p	3	0	1	0	Bender p	2	0	0	0	Totals	34	9	8	7					
Totals	35	3	10	3	Totals	33	3	6	2										

Philadelphia					New York					Philadelphia				
ab	r	h	bi		ab	r	h	bi		ab	r	h	bi	
Hartsel lf	4	0	1	0	Bresnahan c	4	0	1	0	Hartsel lf	4	0	0	0
Lord cf	4	0	0	0	Browne rf	4	0	0	0	Lord cf	4	0	0	0
Davis 1b	4	0	1	0	Donlin cf	4	0	2	0	Davis 1b	4	0	1	0
LCross 3b	4	0	0	0	McGann 1b	3	0	0	0	LCross 3b	4	0	1	0
Seybold rf	3	0	0	0	Mertes lf	4	0	0	0	Seybold rf	3	0	1	0
Murphy 2b	3	0	1	0	Dahlen ss	3	0	0	0	Murphy 2b	3	0	0	0
MCross ss	3	0	0	0	Devlin 3b	3	0	1	0	MCross ss	3	0	1	0
Schreckengost c	3	0	1	0	Gilbert 2b	3	0	0	0	Schreckengost c	2	0	0	0
Plank p	3	0	0	0	McGinnity p	2	0	0	0	Powers c	1	0	0	0
Totals	31	0	4	0	Strang ph	1	0	0	0	Coakley p	2	0	0	0
					Ames p	0	0	0	0	Totals	30	0	4	0

New York 000 020 001 3 10 1
Philadelphia 000 000 000 0 4 0

New York 001 000 020 3 6 2
Philadelphia 000 000 000 0 4 2

New York 200 050 002 9 8 1
Philadelphia 000 000 000 0 4 4

E – Donlin. **DP** – New York 1. **LOB** – New York 9, Philadelphia 4. **2B** – McGann, Mertes, Davis, Murphy, Schreckengost. **S** – Mathewson. **SB** – Bresnahan (1), Donlin (1), Devlin (1), Gilbert (1). **CS** – Gilbert.

E – Murphy, Bresnahan, McGann, MCross. **LOB** – Philadelphia 5, New York 7. **2B** – Hartsel, Bresnahan, Donlin. **S** – Bender. **SB** – Dahlen (1), Devlin (2). **CS** – Donlin, Dahlen.

E – Devlin, Murphy 3, Hartsel. **DP** – New York 1, Philadelphia 2. **LOB** – New York 4, Philadelphia 5. **2B** – McGann. **SB** – Browne (2), Donlin (2), Dahlen (2), Devlin (3), Hartsel (1). **CS** – McGann, Mertes, Murphy.

New York	ip	h	r	er	bb	so
Mathewson (W)	9.0	4	0	0	0	6
Philadelphia	ip	h	r	er	bb	so
Plank (L)	9.0	10	3	3	2	5

Philadelphia	ip	h	r	er	bb	so
Bender (W)	9.0	4	0	0	3	9
New York	ip	h	r	er	bb	so
McGinnity (L)	8.0	5	3	0	0	2
Ames	1.0	1	0	0	1	1

New York	ip	h	r	er	bb	so
Mathewson (W)	9.0	4	0	0	1	8
Philadelphia	ip	h	r	er	bb	so
Coakley (L)	9.0	8	9	2	5	2

WP – Mathewson. **HBP** – by Plank (Bresnahan).

T – 1:55. **A** – 24,992
Umpires – O’Day, Sheridan.

HBP – by Coakley (Bresnahan), by Mathewson (Coakley).
T – 1:55. **A** – 10,991
Umpires – Sheridan, O’Day.

Game 4 — October 13
New York 1, Philadelphia 0

Philadelphia	ab	r	h	bi
Hartsel lf	1	0	0	0
Lord cf	4	0	0	0
Davis 1b	4	0	1	0
LCross 3b	4	0	1	0
Seybold rf	3	0	0	0
Murphy 2b	3	0	1	0
MCross ss	4	0	1	0
Powers c	3	0	0	0
Hoffman ph	1	0	0	0
Plank p	3	0	1	0
Totals	30	0	5	0

New York	ab	r	h	bi
Bresnahan c	2	0	1	0
Browne rf	4	0	2	0
Donlin cf	3	0	0	0
McGann 1b	3	0	0	0
Mertes lf	4	1	0	0
Dahlen ss	3	0	0	0
Devlin 3b	3	0	1	0
Gilbert 2b	3	0	0	1
McGinnity p	3	0	0	0
Totals	28	1	4	1

Philadelphia	000	000	000	0	5	2
New York	000	100	00x	1	4	0

E — MCross, LCross. **LOB** — Philadelphia 8, New York 7. **2B** — Devlin. **S** — Hartsel, Murphy, Donlin, McGann. **SB** — Hartsel (2).

Philadelphia	ip	h	r	er	bb	so
Plank (L)	8.0	4	1	0	2	6
New York	ip	h	r	er	bb	so
McGinnity (W)	9.0	5	0	0	3	4

WP — Plank.
T — 1:55. **A** — 13,598
Umpires — O'Day, Sheridan.

Game 5 — October 14
New York 2, Philadelphia 0

Philadelphia	ab	r	h	bi
Hartsel lf	4	0	2	0
Lord cf	4	0	0	0
Davis 1b	4	0	1	0
LCross 3b	4	0	0	0
Seybold rf	3	0	1	0
Murphy 2b	3	0	0	0
MCross ss	3	0	1	0
Powers c	3	0	1	0
Bender p	3	0	0	0
Totals	31	0	6	0

New York	ab	r	h	bi
Bresnahan c	4	0	2	0
Browne rf	4	0	1	1
Donlin cf	4	0	0	0
McGann 1b	3	0	0	0
Mertes lf	2	1	1	0
Dahlen ss	2	0	0	0
Devlin 3b	2	0	0	0
Gilbert 2b	3	0	1	1
Mathewson p	1	1	0	0
Totals	25	2	5	2

Philadelphia	000	000	000	0	6	0
New York	000	010	01x	2	5	1

E — Mathewson. **DP** — New York 1. **LOB** — Philadelphia 4, New York 4. **2B** — Powers, Bresnahan. **S** — Devlin, Mathewson. **CS** — MCross, Mertes.

Philadelphia	ip	h	r	er	bb	so
Bender (L)	8.0	5	2	2	3	4
New York	ip	h	r	er	bb	so
Mathewson (W)	9.0	6	0	0	0	4

T — 1:35. **A** — 24,187
Umpires — Sheridan, O'Day.

1910 WORLD SERIES

The A's win their first World Series and use just two pitchers to defeat the Chicago Cubs, four games to one. Jack Coombs wins three of the games and posts a 3.33 ERA while Chief Bender is 1-1 with a 1.93 ERA. Eddie Collins paces the A's offense with a .429 batting average and four doubles and Frank Baker hits .409. Danny Murphy connects for the only home run of the series and leads the A's with nine RBI. The A's hit .316 and score 35 runs in the five games while the two pitchers combine for a 2.76 ERA and allow 15 runs.

The A's win the first two games in Philadelphia as Bender tosses a three-hitter in Game 1 and strikes out eight in a 4-1 win while Baker has three hits and two RBI. Coombs allows eight hits and nine walks in Game 2 but the Cubs strand 14 in a 9-3 A's win. Eddie Collins has three of the A's 14 hits and all nine Athletics collect at least one hit. The series moves to Chicago for Game 3 and Coombs comes back on one day of rest and defeats the Cubs, 12-5, collecting three hits and three RBI. Harry Davis and Jack Berry add three hits each and Barry and Murphy have three RBI. Bender suffers the A's only loss in Game 4 when the Cubs win 4-3 in 10 innings. The A's have a 3-2 lead entering the ninth but the Cubs score once in the ninth and once in the 10th for the win. The A's wrap up the series with a 7-2 win in Game 5 as Coombs picks up his third win of the series. Collins has three hits and the A's score five times in the eighth to break open a 2-1 game.

FINAL STATISTICS

PLAYER	AVG	G	AB	R	H	TB	2B	3B	HR	RBI	SH	SF	HP	BB	IBB	SO	SB	CS	DP	E	SLG	OBP
Baker	.409	5	22	6	9	12	3	0	0	4	0	0	0	2	-	1	0	3	0	3	.545	.458
Barry	.235	5	17	3	4	6	2	0	0	3	2	0	1	1	-	3	0	0	1	0	.353	.316
Bender	.333	2	6	1	2	2	0	0	0	1	0	0	0	1	-	1	0	0	0	0	.333	.429
Collins	.429	5	21	5	9	13	4	0	0	3	1	0	0	2	-	0	4	2	0	1	.619	.478
Coombs	.385	3	13	0	5	6	1	0	0	3	0	0	0	0	-	3	0	0	1	2	.462	.385
Davis	.353	5	17	5	6	9	3	0	0	2	2	0	1	3	-	4	0	0	0	3	.529	.476
Hartsel	.200	1	5	2	1	1	0	0	0	0	0	0	0	0	-	1	2	0	0	0	.200	.200
Lapp	.250	1	4	0	1	1	0	0	0	1	0	0	0	0	-	2	0	0	0	0	.250	.250
Lord	.182	5	22	3	4	6	2	0	0	1	1	0	0	1	-	3	0	1	0	0	.273	.217
Murphy	.350	5	20	6	7	13	3	0	1	9	1	0	0	1	-	0	1	0	0	0	.650	.381
Strunk	.278	4	18	2	5	8	1	1	0	2	0	0	0	2	-	5	0	1	0	1	.444	.350
Thomas	.250	4	12	2	3	3	0	0	0	1	0	0	0	4	-	1	0	0	1	1	.250	.438
Totals	.316	5	177	35	56	80	19	1	1	30	7	0	2	17	-	24	7	7	3	11	.452	.383

PITCHER	W	L	ERA	G	GS	CG	GF	SHO	SV	IP	H	R	ER	HR	HB	BB	IBB	SO	WP	BK	AVG
Bender	1	1	1.93	2	2	2	0	0	-	18.2	12	5	4	0	0	4	-	14	0	0	.194
Coombs	3	0	3.33	3	3	3	0	0	-	27.0	23	10	10	0	0	18	-	31	1	0	.240
Totals	4	1	2.76	5	5	5	0	0	-	45.2	35	15	14	0	0	18	-	31	1	0	.222

Game 1 — October 17
Philadelphia 4, Chicago 1

Chicago	ab	r	h	bi
Sheckard lf	4	0	0	0
Schulte rf	2	0	1	0
Hofman cf	4	0	0	0
Chance 1b	3	0	0	0
Zimmerman 2b	3	0	0	0
Steinfeldt 3b	3	0	0	0
Tinker ss	3	1	1	0
Kling c	3	0	1	1
Kane pr	0	0	0	0
Overall p	1	0	0	0
McIntire p	1	0	0	0
Beaumont ph	1	0	0	0
Totals	28	1	3	1

Philadelphia	ab	r	h	bi
Strunk cf	3	0	0	0
Lord lf	4	1	1	0
Collins 2b	2	1	1	0
Baker 3b	4	1	3	2
Davis 1b	3	0	0	0
Murphy rf	3	1	1	1
Barry ss	3	0	0	0
Thomas c	1	0	0	0
Bender p	3	0	1	1
Totals	26	4	7	4

Chicago	000	000	001	1	3	1
Philadelphia	021	000	01x	4	7	2

E — Strunk, Thomas, McIntire. **LOB** — Chicago 2, Philadelphia 4. **2B** — Lord, Baker 2. **S** — Collins, Davis. **SB** — Murphy (1). **CS** — Schulte 2, Strunk, Collins, Baker.

Chicago	ip	h	r	er	bb	so
Overall (L)	3.0	6	3	3	1	1
McIntire	5.0	1	1	0	3	3
Philadelphia	ip	h	r	er	bb	so
Bender (W)	9.0	3	1	0	2	8

T — 1:54. A — 26,891

Umpires — Connolly, O'Day, Rigler, Sheridan.

Game 2 — October 18
Philadelphia 9, Chicago 3

Chicago	ab	r	h	bi
Sheckard lf	1	1	1	0
Schulte rf	3	1	0	0
Hofman cf	2	1	1	0
Chance 1b	5	0	2	1
Zimmerman 2b	3	0	1	2
Steinfeldt 3b	5	0	1	0
Tinker ss	4	0	2	0
Kling c	4	0	0	0
Brown p	3	0	0	0
Beaumont ph	1	0	0	0
Richie p	0	0	0	0
Totals	31	3	8	3

Philadelphia	ab	r	h	bi
Strunk cf	5	1	2	1
Lord lf	5	1	1	0
Collins 2b	4	2	3	1
Baker 3b	4	1	1	0
Davis 1b	5	1	2	2
Murphy rf	4	1	1	2
Barry ss	3	0	1	0
Thomas c	3	2	2	1
Coombs p	4	0	1	0
Totals	37	9	14	7

Chicago	100	000	101	3	8	3
Philadelphia	002	010	60x	9	14	4

E — Coombs 2, Steinfeldt 2, Sheckard, Davis 2. **DP** — Chicago 1, Philadelphia 3. **LOB** — Chicago 14, Philadelphia 9. **2B** — Sheckard, Zimmerman, Steinfeldt, Tinker, Strunk, Collins 2, Davis, Murphy. **S** — Sheckard, Schulte 2, Barry. **SF** — Zimmerman. **SB** — Collins 2 (2). **CS** — Tinker, Lord.

Chicago	ip	h	r	er	bb	so
Brown (L)	7.0	13	9	6	4	6
Richie	1.0	1	0	0	0	0
Philadelphia	ip	h	r	er	bb	so
Coombs (W)	9.0	8	3	3	9	5

T — 2:25. A — 24,597

Umpires — Rigler, Sheridan, O'Day, Connolly.

Game 3 — October 20
Philadelphia 12, Chicago 5

Philadelphia	ab	r	h	bi
Strunk cf	5	1	1	0
Lord lf	4	0	1	0
Collins 2b	5	1	1	0
Baker 3b	5	2	2	2
Davis 1b	3	3	3	0
Murphy rf	5	2	1	3
Barry ss	5	3	3	3
Thomas c	4	0	0	0
Coombs p	5	0	3	3
Totals	41	12	15	11

Chicago	ab	r	h	bi
Sheckard lf	1	2	0	0
Schulte rf	4	0	2	2
Hofman cf	3	1	1	1
Chance 1b	1	0	0	0
Archer 1b	3	0	0	0
Zimmerman 2b	4	0	0	0
Steinfeldt 3b	4	0	0	0
Tinker ss	4	1	3	0
Kling c	4	0	0	0
Reulbach p	0	0	0	0
Beaumont ph	0	1	0	0
McIntire p	0	0	0	0
Pfister p	2	0	0	0
Needham ph	1	0	0	0
Totals	31	5	6	3

Philadelphia	125	000	400	12	15	1
Chicago	120	000	020	5	6	5

E — Baker, Schulte, Hofman, Tinker 2, Steinfeldt. **DP** — Philadelphia 2, Chicago 1. **LOB** — Philadelphia 7, Chicago 4. **2B** — Davis, Barry 2, Coombs, Schulte 2, Tinker. **HR** — Murphy (1). **S** — Lord. **SF** — Hofman. **SB** — Tinker (1). **CS** — Collins, Baker.

Philadelphia	ip	h	r	er	bb	so
Coombs (W)	9.0	6	5	5	4	8
Chicago	ip	h	r	er	bb	so
Reulbach	2.0	3	3	3	2	0
McIntire (L)	0.1	3	4	4	0	0
Pfister	6.2	9	5	0	1	1

WP — Coombs. **HBP** — by McIntire (Davis).

T — 2:07. A — 26,210

Umpires — O'Day, Sheridan, Rigler, Connolly.

Game 4— October 22
Chicago 4, Philadelphia 3 (10)

Game 5 — October 23
Philadelphia 7, Chicago 2

Philadelphia	ab	r	h	bi	Philadelphia	ab	r	h	bi
Strunk cf	5	0	2	1	Hartsel lf	5	2	1	0
Lord lf	5	0	0	0	Lord cf	4	1	1	1
Collins 2b	5	1	1	0	Collins 2b	5	0	3	2
Baker 3b	4	1	3	0	Baker 3b	5	1	0	0
Davis 1b	3	0	1	0	Davis 1b	3	1	0	0
Murphy rf	4	0	2	2	Murphy rf	4	2	2	1
Barry ss	4	0	0	0	Barry ss	2	0	0	0
Thomas c	4	0	1	0	Lapp c	4	0	1	1
Bender p	3	1	1	0	Coombs p	4	0	1	0
Totals	37	3	11	3	Totals	36	7	9	5

Chicago	ab	r	h	bi	Chicago	ab	r	h	bi
Sheckard lf	4	1	1	1	Sheckard lf	4	1	2	0
Schulte rf	4	2	2	0	Schulte rf	4	0	1	0
Hofman cf	3	0	2	1	Hofman cf	3	0	0	0
Chance 1b	4	0	2	2	Chance 1b	4	1	2	1
Zimmerman 2b	4	0	1	0	Zimmerman 2b	3	0	2	0
Steinfeldt 3b	4	0	0	0	Steinfeldt 3b	4	0	1	1
Tinker ss	3	0	0	0	Tinker ss	4	0	0	0
Archer c	4	1	1	0	Archer c	4	0	1	0
Cole p	2	0	0	0	Brown p	3	0	0	0
Kling ph	1	0	0	0	Kling ph	1	0	0	0
Kane pr	0	0	0	0	Totals	34	2	9	2
Brown p	1	0	0	0	Philadelphia	100	010	050	7 9 1
Totals	34	4	9	4	Chicago	010	000	010	2 9 2

Philadelphia 001 200 000 0 311 3
Chicago 100 100 001 1 4 9 1

E – Baker, Collins, Brown, Davis. DP – Philadelphia 2, Chicago 1. LOB – Philadelphia 10, Chicago 4. 2B – Baker, Davis, Murphy, Schulte, Archer. 3B – Strunk, Chance. S – Davis, Murphy, Hofman. SB – Sheckard (1). CS – Baker, Schulte, Zimmerman, Tinker.

Philadelphia	ip	h	r	er	bb	so
Bender (L)	9.2	9	4	4	2	6
Chicago	ip	h	r	er	bb	so
Cole	8.0	10	3	3	3	5
Brown (W)	2.0	1	0	0	0	1

HBP – by Cole (Barry).

T – 2:14. A – 19,150

Umpires – Connolly, Rigler, Sheridan, O'Day.

E – Baker, Zimmerman, Steinfeldt. LOB – Philadelphia 6, Chicago 7. 2B – Lord, Collins 2, Murphy, Sheckard, Chance. S – Barry, Zimmerman. SB – Hartsel 2 (2), Collins 2 (4), Zimmerman (1). CS – Schulte (2).

Philadelphia	ip	h	r	er	bb	so
Coombs (W)	9.0	9	2	2	1	4
Chicago	ip	h	r	er	bb	so
Brown (L)	9.0	9	7	4	3	7

WP – Brown.

T – 2:06. A – 27,374

Umpires – O'Day, Sheridan, Rigler, Connolly.

1911 WORLD SERIES

The A's win their second consecutive World Championship as they defeat the New York Giants, four games to two. The A's pitching staff, which consists of Chief Bender, Jack Coombs and Eddie Plank, allows just 13 runs in the series for a 1.29 ERA. Bender goes 2-1 with a 1.04 ERA, Coombs is 1-0 with a 1.35 ERA and Plank is 1-1 with a 1.86 ERA. Frank "Home Run" Baker earns his nickname as he paces the A's offense with a .375 batting average, two home runs and five RBI. Jack Barry hits .368 and the A's offense hits .244 with 27 runs scored in the six games.

The A's lose Game 1 at New York by a 2-1 score as Bender strikes out 11 in eight innings in a complete game effort but loses to Christy Mathewson who tosses a six-hitter. The A's then win each of the next three games, beginning with a 3-1 win at Philadelphia in Game 2. Plank tosses a five-hitter and Baker breaks a 1-1 tie with a two-run home run in the sixth inning. Game 3 lasts 11 innings at New York and the A's are 3-2 winners. Trailing 1-0 entering the ninth inning, Baker homers to tie the game and the A's score two in the 11th for the win. Coombs goes the distance, allowing just three hits in 11 innings. The series is delayed for seven days because of rain but it resumes with a 4-2 A's win in Philadelphia in Game 4. Bender tosses a seven-hitter, Barry has three hits and Eddie Collins, Danny Murphy and Baker have two hits each. The A's lead 3-0 after six innings in Game 5 but the Giants score once in the bottom of the seventh, twice in the ninth and once in the 10th for the win. The A's then wrap up the series with a 13-2 win at Philadelphia, scoring seven times in the seventh inning. Murphy has four hits, Bris Lord adds three and Bender tosses a four-hitter.

FINAL STATISTICS

PLAYER	AVG	G	AB	R	H	TB	2B	3B	HR	RBI	SH	SF	HP	BB	IBB	SO	SB	CS	DP	E	SLG	OBP
Baker	.375	6	24	7	9	17	2	0	2	5	0	0	0	1	-	5	0	1	0	2	.708	.400
Barry	.368	6	19	2	7	11	4	0	0	2	2	1	0	0	-	2	2	1	0	3	.579	.350
Bender	.091	3	11	0	1	1	0	0	0	0	0	0	0	0	-	1	0	0	0	0	.091	.091
Collins	.286	6	21	4	6	7	1	0	0	1	2	0	0	2	-	3	2	0	0	4	.333	.348
Coombs	.250	2	8	1	2	2	0	0	0	0	0	0	0	0	-	0	0	0	0	0	.250	.250
Davis	.208	6	24	3	5	6	1	0	0	5	0	0	0	0	-	3	0	1	0	0	.250	.208
Lapp	.250	2	8	1	2	2	0	0	0	0	0	0	0	0	-	1	0	0	0	0	.250	.250
Lord	.185	6	27	2	5	7	2	0	0	1	0	0	0	0	-	5	0	0	0	0	.259	.185
McInnis	—	1	0	0	0	0	0	0	0	0	0	0	0	0	-	0	0	0	0	0	—	—
Murphy	.304	6	23	4	7	10	3	0	0	3	1	0	0	0	-	3	0	2	0	1	.435	.304
Oldring	.200	6	25	2	5	10	2	0	1	3	2	0	0	0	-	4	0	0	0	1	.400	.200
Plank	.000	2	3	0	0	0	0	0	0	0	0	0	0	0	-	2	0	0	0	0	.000	.000
Strunk	—	1	0	0	0	0	0	0	0	0	0	0	0	0	-	0	0	0	0	0	—	—
Thomas	.083	4	12	1	1	1	0	0	0	1	0	1	0	1	-	2	0	1	0	0	.083	.143
Totals	.244	6	205	27	50	74	15	0	3	21	7	2	0	4	-	31	4	6	0	11	.361	.256

PITCHER	W	L	ERA	G	GS	CG	GF	SHO	SV	IP	H	R	ER	HR	HB	BB	IBB	SO	WP	BK	AVG
Bender	2	1	1.04	3	3	3	0	0	-	26.0	16	6	3	0	1	8	-	20	1	0	.172
Coombs	1	0	1.35	2	2	1	0	0	-	20.0	11	5	3	0	1	6	-	16	0	0	.175
Plank	1	1	1.86	2	1	1	1	0	-	9.2	6	2	2	0	1	0	-	8	0	0	.182
Totals	4	2	1.29	6	6	5	1	0	-	55.2	33	13	8	0	3	14	-	44	1	0	.175

Game 1 – October 14
New York 2, Philadelphia 1

Game 2 – October 16
Philadelphia 3, New York 1

Game 3 – October 17
Philadelphia 3, New York 2 (11)

Philadelphia	ab	r	h	bi
Lord lf	4	0	0	0
Oldring cf	4	0	2	0
Collins 2b	3	0	0	0
Baker 3b	4	1	2	0
Murphy rf	3	0	0	0
Davis 1b	4	0	1	1
Barry ss	3	0	0	0
Thomas c	3	0	0	0
Bender p	3	0	1	0
Totals	31	1	6	1

New York	ab	r	h	bi
Devore lf	4	0	0	0
Doyle 2b	4	0	0	0
Snodgrass cf	3	0	2	0
Murray rf	4	0	0	0
Merkle 1b	3	0	1	0
Herzog 3b	3	1	1	0
Fletcher ss	3	0	0	0
Meyers c	3	0	1	1
Marquard p	2	0	0	0
Crandall ph-p	1	0	0	0
Totals	30	1	5	1

Philadelphia	ab	r	h	bi
Lord lf	5	0	0	0
Oldring cf	5	0	0	0
Collins 2b	5	1	2	0
Baker 3b	5	2	2	1
Murphy rf	5	0	0	1
Davis 1b	5	0	2	1
Barry ss	3	0	2	0
Lapp c	4	0	1	0
Coombs p	4	0	0	0
Totals	41	3	9	3

New York	ab	r	h	bi
Devore lf	3	0	1	1
Doyle 2b	3	0	1	0
Snodgrass cf	2	1	0	0
Murray rf	3	0	0	0
Merkle 1b	4	0	1	0
Herzog 3b	3	0	0	0
Fletcher ss	4	0	0	0
Meyers c	3	1	1	0
Mathewson p	3	0	1	0
Totals	28	2	5	1

Philadelphia	ab	r	h	bi
Lord lf	4	1	1	0
Oldring cf	3	0	0	0
Collins 2b	3	1	2	0
Baker 3b	3	1	1	2
Murphy rf	3	0	0	0
Davis 1b	3	0	0	0
Barry ss	3	0	0	0
Thomas c	3	0	0	0
Plank p	3	0	0	0
Totals	28	3	4	2

New York	ab	r	h	bi
Devore lf	4	0	0	1
Doyle 2b	4	0	0	0
Snodgrass cf	3	0	0	0
Murray rf	2	0	0	0
Merkle 1b	3	0	0	0
Herzog 3b	3	1	1	0
Fletcher ss	4	0	0	0
Meyers c	4	1	1	0
Mathewson p	3	0	1	0
Becker ph	1	0	0	0
Totals	31	2	3	1

Philadelphia	010	000	000	1	6	2
New York	000	100	10x	2	5	0

New York	010	000	000	1	5	3
Philadelphia	100	002	00x	3	4	0

Philadelphia	000	000	001	02	3	9	2
New York	001	000	000	01	2	3	5

E – Baker, Collins. **LOB** – Philadelphia 5, New York 8. **2B** – Oldring 2, Devore, Meyers. **S** – Murphy, Murray. **SB** – Doyle (1). **CS** – Baker, Snodgrass 2.

E – Devore, Merkle, Murray. **LOB** – New York 3, Philadelphia 2. **2B** – Herzog, Collins. **HR** – Baker (1). **S** – Oldring.

E – Fletcher 2, Herzog 3, Collins 2. **DP** – New York 1. **LOB** – Philadelphia 6, New York 1. **2B** – Barry, Herzog. **HR** – Baker (2). **S** – Barry, Murray. **SB** – Collins (1), Barry (1). **CS** – Davis, Devore, Murray, Merkle, Herzog, Becker.

Philadelphia	ip	h	r	er	bb	so
Bender (L)	8.0	5	2	1	4	11
New York	ip	h	r	er	bb	so
Mathewson (W)	9.0	6	1	1	1	5

New York	ip	h	r	er	bb	so
Marquard (L)	7.0	4	3	2	0	4
Crandall	1.0	0	0	0	0	2
Philadelphia	ip	h	r	er	bb	so
Plank (W)	9.0	5	1	1	0	8

Philadelphia	ip	h	r	er	bb	so
Coombs (W)	11.0	3	2	1	4	7
New York	ip	h	r	er	bb	so
Mathewson (L)	11.0	9	3	1	0	3

PB – Meyers. **HBP** – by Bender (Snodgrass). **T** – 2:12. **A** – 38,281
Umpires – Klem, Dinneen, Brennan, Connolly.

WP – Marquard. **HBP** – by Plank (Snodgrass). **T** – 1:52. **A** – 26,286
Umpires – Connolly, Brennan, Klem, Dinneen.

T – 2:25. **A** – 37,216
Umpires – Brennan, Connolly, Klem, Dinneen.

Game 4 – October 24
Philadelphia 4, New York 2

New York	ab	r	h	bi
Devore lf	4	1	2	0
Doyle 2b	3	1	1	1
Snodgrass cf	3	0	0	1
Murray rf	4	0	0	0
Merkle 1b	4	0	1	0
Herzog 3b	4	0	0	0
Fletcher ss	4	0	2	0
Meyers c	4	0	1	0
Mathewson p	1	0	0	0
Becker ph	1	0	0	0
Wiltse p	0	0	0	0
Totals	32	2	7	2

Philadelphia	ab	r	h	bi
Lord lf	4	0	1	0
Oldring cf	3	0	0	0
Collins 2b	3	1	2	0
Baker 3b	3	1	2	1
Murphy rf	4	1	2	1
Davis 1b	4	1	1	1
Barry ss	4	0	3	0
Thomas c	3	0	0	1
Bender p	4	0	0	0
Totals	32	4	11	4

New York	200	000	000	2	7	3
Philadelphia	000	310	00x	4	11	1

E – Fletcher, Baker, Murray, Mathewson.
DP – Philadelphia 1. **LOB** – New York 6, Philadelphia 8. **2B** – Merkle, Meyers, Baker 2, Murphy 2, Davis, Barry 2. **3B** – Doyle. **S** – Oldring, Collins. **SF** – Snodgrass, Thomas. **CS** – Murphy.

New York	ip	h	r	er	bb	so
Mathewson (L)	7.0	10	4	4	1	5
Wiltse	1.0	1	0	0	0	1
Philadelphia	ip	h	r	er	bb	so
Bender (W)	9.0	7	2	2	2	4

T – 1:49. A – 24,355

Umpires – Dinneen, Klem, Connolly, Brennan.

Game 5 – October 25
New York 4, Philadelphia 3 (10)

New York	ab	r	h	bi
Lord lf	5	0	0	0
Oldring cf	5	1	2	3
Collins 2b	3	0	0	0
Baker 3b	4	0	0	0
Murphy rf	4	0	1	0
Davis 1b	4	0	0	0
Barry ss	4	0	1	0
Lapp c	4	1	1	0
Coombs p	4	1	2	0
Strunk pr	0	0	0	0
Plank p	0	0	0	0
Totals	37	3	7	3

New York	ab	r	h	bi
Devore lf	5	0	1	1
Doyle 2b	5	1	4	0
Snodgrass cf	4	0	0	0
Murray rf	5	0	0	0
Merkle 1b	2	1	0	1
Herzog 3b	4	0	1	0
Fletcher ss	4	1	1	0
Meyers c	3	0	1	1
Marquard p	0	0	0	0
Becker ph	1	0	0	0
Ames p	1	0	0	0
Crandall ph-p	1	1	1	1
Totals	35	4	9	4

New York	003	000	000	0	3	7	1
New York	000	000	102	1	4	9	2

E – Fletcher, Doyle, Collins. **DP** – Philadelphia 1, New York 1. **LOB** – Philadelphia 5, New York 6. **2B** – Doyle 2, Fletcher, Crandall. **HR** – Oldring (1). **S** – Snodgrass. **SF** – Merkle, Meyers. **SB** – Collins (2), Barry (2), Doyle (2), Herzog (1). **CS** – Murphy, Barry, Devore, Meyers.

Philadelphia	ip	h	r	er	bb	so
Coombs	9.0	8	3	2	2	9
Plank (L)	0.2	1	1	1	0	0
New York	ip	h	r	er	bb	so
Marquard	3.0	3	3	0	1	2
Ames	4.0	2	0	0	0	2
Crandall (W)	3.0	2	0	0	0	0

WP – Crandall. **HBP** – by Coombs (Merkle).
T – 2:33. A – 33,228
Umpires – Klem, Dinneen, Connolly, Brennan.

Game 6 – October 26
Philadelphia 13, New York 2

New York	ab	r	h	bi
Devore lf	4	0	0	0
Doyle 2b	4	1	1	0
Snodgrass cf	4	0	0	0
Murray rf	3	0	0	0
Merkle 1b	4	0	0	0
Herzog 3b	4	1	1	0
Fletcher ss	4	0	0	1
Meyers c	3	0	1	0
Wilson c	1	0	0	0
Ames p	1	0	1	0
Crandall ph	0	0	0	0
Wiltse p	1	0	0	0
Marquard p	0	0	0	0
Totals	33	2	4	1

Philadelphia	ab	r	h	bi
Lord lf	5	1	3	1
Oldring cf	5	1	1	0
Collins 2b	4	1	0	1
Baker 3b	5	2	2	1
Murphy rf	4	3	4	1
Davis 1b	4	2	1	2
McInnis 1b	0	0	0	0
Barry ss	2	2	1	2
Thomas c	3	1	1	0
Bender p	4	0	0	0
Totals	36	13	13	8

New York	100	000	001	2	4	3
Philadelphia	001	401	70x	13	13	5

E – Barry 3, Merkle, Murray, Oldring, Ames, Murphy. **LOB** – New York 6, Philadelphia 3. **2B** – Doyle, Lord 2, Murphy, Barry. **S** – Collins, Barry. **SF** – Barry. **SB** – Herzog (2). **CS** – Devore, Thomas.

New York	ip	h	r	er	bb	so
Ames (L)	4.0	4	5	2	1	4
Wiltse	2.1	7	8	7	0	1
Marquard	1.2	2	0	0	0	2
Philadelphia	ip	h	r	er	bb	so
Bender (W)	9.0	4	2	0	2	5

WP – Bender, Marquard.

T – 2:12. A – 20,485

Umpires – Connolly, Brennan, Klem, Dinneen.

1913 WORLD SERIES

The A's win their third World Championship over a four-year span as they defeat the New York Giants, four games to one. The A's use just three pitchers in the series with all going the distance, including Chief Bender, who wins Games 1 and 4, and Eddie Plank, who posts a 1-1 record and a 0.95 ERA. Frank Baker paces the A's offense with a .450 batting average and matches Wally Schang for the team-lead with seven RBI. Eddie Collins hits .421 and steals three bases.

Bender allows 11 hits in Game 1 at New York, but the A's defeat the Giants, 6-4. Collins goes 3 for 3 and scores three runs and Baker is 3 for 4 with three RBI, including a two-run home run. The A's lone loss comes in a Game 2 at Philadelphia, a 3-0 decision in 10 innings. Plank tosses nine shut-out innings before allowing three runs in the top of the 10th, while Christy Mathewson blanks the A's on eight hits. The series returns to Philadelphia for Game 3 and the A's score five times in the first two innings en route to an 8-2 win. Collins has his second three-hit game of the series and drives in three runs and Joe Bush tosses a five hitter. The A's take a 6-0 lead into the seventh inning of Game 4 at Philadelphia and hold on to win 6-5. Jack Barry has three hits and Schang goes 2 for 2 with four RBI. The A's then clinch the series at New York with a 3-1 win in Game 5 as Plank tosses a two-hitter, allowing just one unearned run in the fifth inning. The A's score early again as Baker has a sacrifice fly in the first inning and a RBI single in the A's two-run third.

FINAL STATISTICS

PLAYER	AVG	G	AB	R	H	TB	2B	3B	HR	RBI	SH	SF	HP	BB	IBB	SO	SB	CS	DP	E	SLG	OBP
Baker	.450	5	20	2	9	12	0	0	1	7	0	1	0	0	-	2	1	1	0	1	.600	.429
Barry	.300	5	20	3	6	9	3	0	0	1	0	0	0	0	-	0	0	0	0	1	.450	.300
Bender	.000	2	8	0	0	0	0	0	0	1	0	0	0	0	-	1	0	0	0	0	.000	.000
Bush	.250	1	4	0	1	1	0	0	0	0	0	0	0	0	-	1	0	0	0	0	.250	.250
Collins	.421	5	19	5	8	12	0	2	0	3	2	0	0	1	-	2	3	0	0	1	.632	.450
Lapp	.250	1	4	0	1	1	0	0	0	0	0	0	0	0	-	1	0	0	0	0	.250	.250
McInnis	.118	5	17	1	2	3	1	0	0	2	2	1	0	0	-	2	0	0	0	0	.176	.111
Murphy	.227	5	22	2	5	5	0	0	0	0	0	0	0	2	-	0	0	1	0	0	.227	.292
Oldring	.273	5	22	5	6	8	0	1	0	0	0	0	0	0	-	1	1	0	0	0	.364	.273
Plank	.143	2	7	0	1	1	0	0	0	0	0	0	0	0	-	0	0	0	0	1	.143	.143
Schang	.357	4	14	2	5	10	0	1	1	7	0	0	0	2	-	4	0	0	0	1	.714	.438
Strunk	.118	5	17	3	2	2	0	0	0	0	1	0	0	2	-	2	0	0	0	0	.118	.211
Totals	.264	5	174	23	46	64	4	4	2	21	5	2	0	7	-	16	5	2	0	5	.368	.290

PITCHER	W	L	ERA	G	GS	CG	GF	SHO	SV	IP	H	R	ER	HR	HB	BB	IBB	SO	WP	BK	AVG
Bender	2	0	4.00	2	2	2	0	0	-	18.0	19	9	8	1	1	1	-	9	0	0	.271
Bush	1	0	1.00	1	1	1	0	0	-	9.0	5	2	1	0	1	4	-	3	0	0	.172
Plank	1	1	0.95	2	2	2	0	0	-	19.0	9	4	2	0	1	3	-	7	0	0	.138
Totals	4	1	2.15	5	5	5	0	0	-	46.0	33	15	11	1	3	8	-	19	0	0	.201

Game 1 – October 7
Philadelphia 6, New York 4

Philadelphia	ab	r	h	bi
Murphy rf	4	0	1	0
Oldring lf	4	0	1	0
Collins 2b	3	3	3	0
Baker 3b	4	1	3	3
McInnis 1b	3	0	1	1
Strunk cf	4	1	0	0
Barry ss	4	1	1	0
Schang c	4	0	1	2
Bender p	4	0	0	0
Totals	34	6	11	6

New York	ab	r	h	bi
Shafer cf	5	0	1	0
Doyle 2b	4	1	2	2
Fletcher ss	4	0	2	1
Burns lf	4	0	1	1
Herzog 3b	4	0	0	0
Murray rf	4	0	2	0
Meyers c	4	0	0	0
Merkle 1b	4	2	2	0
Marquard p	0	0	0	0
McCormick	1	1	1	0
Crandall p	1	0	0	0
Tesreau p	0	0	0	0
McLean ph	1	0	0	0
Totals	36	4	11	4

Philadelphia	000	320	010	6	11	1
New York	001	030	000	4	11	0

E – Barry. **DP** – Philadelphia 1. **LOB** – Philadelphia 4, New York 6. **2B** – McInnis, Barry, Burns. **3B** – Collins. **HR** – Baker (1). **S** – McInnis, Marquard. **SB** – Collins (1). **CS** – Murphy, Baker, Fletcher.

Philadelphia	ip	h	r	er	bb	so
Bender (W)	9.0	11	4	3	0	4
New York	ip	h	r	er	bb	so
Marquard (L)	5.0	8	5	5	1	1
Crandall	2.0	3	1	1	0	1
Tesreau	2.0	0	0	0	1	1

Crandall pitched to three batters in the 8th T – 2:06. A – 36,291
Umpires – Klem, Egan, Rigler, Connolly.

Game 2 – October 8
New York 3, Philadelphia 0 (10)

New York	ab	r	h	bi
Herzog 3b	5	1	0	0
Doyle 2b	4	0	0	0
Fletcher ss	5	0	2	2
Burns lf	4	0	0	0
Shafer cf	5	0	0	0
Murray rf	4	0	0	0
McLean c	4	0	2	0
Grant pr	0	1	0	0
Wilson c	0	0	0	0
Snodgrass 1b	1	0	1	0
Wiltse pr-1b	2	0	0	0
Mathewson p	3	1	2	1
Totals	37	3	7	3

Philadelphia	ab	r	h	bi
Murphy rf	5	0	0	0
Oldring lf	5	0	1	0
Collins 2b	4	0	1	0
Baker 3b	5	0	2	0
McInnis 1b	4	0	0	0
Strunk cf	3	0	1	0
Barry ss	4	0	1	0
Lapp c	4	0	1	0
Plank p	4	0	1	0
Totals	38	0	8	0

New York	000	000	000	3	3	7	2
Philadelphia	000	000	000	0	0	8	2

E – Baker, Doyle 2, Collins. **LOB** – New York 8, Philadelphia 10. **S** – Collins, Wiltse. **CS** – Shafer.

New York	ip	h	r	er	bb	so
Mathewson (W)	10.0	8	0	0	1	5
Philadelphia	ip	h	r	er	bb	so
Plank (L)	10.0	7	3	2	2	6

HBP – by Plank (Doyle).
T – 2:22. A – 20,563
Umpires – Connolly, Rigler, Klem, Egan.

Game 3 – October 9
Philadelphia 8, New York 2

Philadelphia	ab	r	h	bi
Murphy rf	5	1	2	0
Oldring lf	5	3	2	0
Collins 2b	5	2	3	3
Baker 3b	4	1	2	2
McInnis 1b	4	0	0	0
Strunk cf	4	0	0	0
Barry ss	4	0	1	0
Schang c	4	1	1	1
Bush p	4	0	1	0
Totals	39	8	12	6

New York	ab	r	h	bi
Herzog 3b	4	0	0	0
Doyle 2b	4	0	1	0
Fletcher ss	2	0	1	0
Burns lf	4	0	0	0
Shafer cf	3	1	1	0
Murray rf	3	1	1	1
McLean c	2	0	1	1
Cooper pr	0	0	0	0
Wilson c	2	0	0	0
Merkle 1b	2	0	0	0
Wiltse pr-1b	0	0	0	0
Tesreau p	2	0	0	0
Crandall p	1	0	0	0
Totals	29	2	5	2

Philadelphia	320	000	210	8	12	1
New York	000	010	100	2	5	1

E – Schang, Fletcher. **DP** – Philadelphia 3, New York 1. **LOB** – Philadelphia 4, New York 5. **2B** – Shafer. **3B** – Collins. **HR** – Schang (1). **SB** – Oldring (1), Collins (2), Baker (1), Fletcher (1), Murray (1), Cooper (1). **CS** – Murray.

Philadelphia	ip	h	r	er	bb	so
Bush (W)	9.0	5	2	1	4	3
New York	ip	h	r	er	bb	so
Tesreau (L)	6.1	11	7	6	0	3
Crandall	2.2	1	1	1	0	1

HBP – by Bush (Fletcher).
T – 2:11. A – 36,896
Umpires – Rigler, Connolly, Klem, Egan.

Game 4 – October 10
Philadelphia 6, New York 5

Game 5 – October 11
Philadelphia 3, New York 1

New York					Philadelphia						
ab	r	h	bi	ab	r	h	bi				
Snodgrass cf	2	0	0	0	Murphy rf	3	1	2	0		
Herzog 3b	2	0	1	0	Oldring lf	4	2	0	0		
Doyle 2b	4	0	0	0	Collins 2b	3	0	1	0		
Fletcher ss	4	1	0	0	Baker 3b	3	0	2	2		
Burns lf	4	2	2	1	McInnis 1b	2	0	0	1		
Shafer 3b-cf	4	0	1	1	Strunk cf	4	0	0	0		
Murray rf	2	1	1	0	Barry ss	4	0	0	0		
McLean c	2	0	2	0	Schang c	4	0	1	0		
Cooper pr	0	0	0	0	Plank p	3	0	0	0		
Wilson c	1	0	0	0	Totals	30	3	6	3		
Crandall ph	1	0	0	0							
Merkle 1b	4	1	1	3	New York						
Demaree p	1	0	0	0	ab	r	h	bi			
McCormick ph	1	0	0	0	Herzog 3b	4	0	0	0		
Marquard p	1	0	0	0	Doyle 2b	4	0	0	0		
Grant ph	1	0	0	0	Fletcher ss	3	0	0	0		
Totals	34	5	8	5	Burns lf	3	0	0	0		
					Shafer cf	2	1	0	0		
					Murray rf	3	0	0	0		
					McLean c	3	0	1	1		
					Merkle 1b	3	0	0	0		
					Mathewson p	2	0	1	0		
					Crandall ph	1	0	0	0		
					Totals	28	1	2	1		
					Philadelphia	102	000	000	3	6	1
					New York	000	010	000	1	2	2

New York	000	000	320	5	8	2
Philadelphia	010	320	00x	6	9	0

E – Merkle 2. **LOB** – New York 4, Philadelphia 7. **2B** – Burns, Barry 2. **3B** – Shafer, Oldring. **HR** – Merkle (1). **SB** – Burns (1), Murray (2), Collins (3). **CS** – Cooper. **SH** – Strunk.

New York	ip	h	r	er	bb	so
Demaree (L)	4.0	7	4	2	1	0
Marquard	4.0	2	2	2	2	2
Philadelphia	ip	h	r	er	bb	so
Bender (W)	9.0	8	5	5	1	5

HBP – by Bender (Murray). **PB** – McLean.
T – 2:09. A – 20,568
Umpires – Egan, Clem, Connolly, Rigler.

Philadelphia 102 000 000 3 6 1
New York 000 010 000 1 2 2
E – Plank, Doyle, Burns. **DP** – Philadelphia
2. **LOB** – Philadelphia 5, New York 1. **SH** –
Collins, McInnis. **SF** – Baker, McInnis.

Philadelphia	ip	h	r	er	bb	so
Plank (W)	9.0	2	1	0	1	1
New York	ip	h	r	er	bb	so
Mathewson (L)	9.0	6	3	2	1	2

T – 1:39. A – 36,632
Umpires – Klem, Egan, Rigler, Connolly.

1914 WORLD SERIES

The A's return to the World Series for the fourth time in five years but are swept in four games by the Boston Braves. The pitching staff posts a 3.41 ERA in the series, including 1.00 by Eddie Plank. The offense is held to a .172 batting average and scores just six runs in the four games. Frank Baker leads the A's with four hits in the series.

The A's drop a 7-1 decision in Game 1 at Philadelphia as Dick Rudolph limits the A's to an unearned run in the second inning. Chief Bender takes the loss, allowing six runs in 5.1 innings. Bill James shuts out the A's 1-0 in Game 2, yielding just two hits. The game is scoreless over the first eight innings before Plank allows a Les Mann RBI single with two outs in the top of the ninth. The series moves to Boston for Game 3, a 5-4 A's loss in 12 innings. The score is tied at 2-2 when Frank Baker delivers a two-run single in the top of the 10th inning. Joe Bush, who goes the distance for the A's, then allows two runs in the bottom of the 10th. Bush takes the loss when his own throwing error on a Herbie Moran sacrifice bunt attempt in the 12th allows the winning run to score. The A's then drop a 3-1 decision in Game 4 as Rudolph again holds the A's to just one run. Starting pitcher Bob Shawkey allows three runs in 5.0 innings for the loss.

FINAL STATISTICS

PLAYER	AVG	G	AB	R	H	TB	2B	3B	HR	RBI	SH	SF	HP	BB	IBB	SO	SB	CS	DP	E	SLG	OBP
Baker	.250	4	16	0	4	6	2	0	0	2	0	0	0	1	-	3	0	0	1	0	.375	.294
Barry	.071	4	14	1	1	1	0	0	0	0	0	0	0	1	-	3	1	0	0	1	.071	.133
Bender	.000	1	2	0	0	0	0	0	0	0	0	0	0	0	-	0	0	0	0	0	.000	.000
Bush	.000	1	5	0	0	0	0	0	0	0	0	0	0	0	-	2	0	0	0	1	.000	.000
Collins	.214	4	14	0	3	3	0	0	0	1	0	1	0	2	-	1	1	0	0	0	.214	.294
Lapp	.000	1	1	0	0	0	0	0	0	0	0	0	0	0	-	0	0	0	0	0	.000	.000
McInnis	.143	4	14	2	2	3	1	0	0	0	0	0	0	3	-	3	0	0	0	0	.214	.294
Murphy	.188	4	16	2	3	5	2	0	0	0	0	0	0	2	-	2	0	1	1	0	.313	.278
Oldring	.067	4	15	0	1	1	0	0	0	0	2	0	0	0	-	5	0	1	0	0	.067	.067
Pennock	.000	1	1	0	0	0	0	0	0	0	0	0	0	0	-	0	0	0	0	0	.000	.000
Plank	.000	1	2	0	0	0	0	0	0	0	0	0	0	0	-	1	0	0	0	0	.000	.000
Schang	.167	4	12	1	2	3	1	0	0	0	0	0	0	1	-	4	0	1	0	1	.250	.231
Shawkey	.500	1	2	0	1	2	1	0	0	1	0	0	0	0	-	1	0	0	0	0	1.000	.500
Strunk	.286	2	7	0	2	2	0	0	0	0	0	0	0	0	-	2	0	0	0	0	.286	.286
Walsh	.333	3	6	0	2	3	1	0	0	1	0	0	0	3	-	1	0	0	0	0	.500	.556
Wyckoff	1.000	1	1	0	1	2	1	0	0	0	0	0	0	0	-	0	0	0	0	0	2.000	1.000
Totals	.172	4	128	6	22	31	9	0	0	5	2	1	0	13	-	28	2	3	2	3	.242	.246

PITCHER	W	L	ERA	G	GS	CG	GF	SHO	SV	IP	H	R	ER	HR	HB	BB	IBB	SO	WP	BK	AVG
Bender	0	1	10.13	1	1	0	0	0	-	5.1	8	6	6	0	0	2	-	3	0	0	.381
Bush	0	1	3.27	1	1	0	0	0	-	11.0	9	5	4	1	0	4	-	4	0	0	.225
Pennock	0	0	0.00	1	0	0	1	0	-	3.0	2	0	0	0	0	2	-	3	0	0	.200
Plank	0	1	1.00	1	1	1	0	0	-	9.0	7	1	1	0	1	4	-	6	0	0	.212
Shawkey	0	1	3.60	1	1	0	0	0	-	5.0	4	3	2	0	0	2	-	0	0	0	.222
Wyckoff	0	0	2.45	1	0	0	1	0	-	3.2	3	1	1	0	0	1	-	2	0	0	.231
Totals	0	4	3.41	4	4	2	2	0	-	37.0	33	16	14	1	1	15	-	18	0	0	.244

Game 1 – October 9
Boston 7, Philadelphia 1

Game 2 – October 10
Boston 1, Philadelphia 0

Game 3 – October 12
Boston 5, Philadelphia 4 (12)

Boston					Boston					Philadelphia				
ab	r	h	bi		ab	r	h	bi		ab	r	h	bi	
Moran rf	5	0	0	0	Mann rf	5	0	2	1	Murphy rf	5	2	2	0
Evers 2b	4	1	1	0	Evers 2b	4	0	2	0	Oldring lf	5	0	0	0
Connolly lf	3	1	1	0	Cather lf	5	0	0	0	Collins 2b	4	0	1	1
Whitted cf	3	2	1	2	Whitted cf	3	0	0	0	Baker 3b	5	0	2	2
Schmidt 1b	4	1	2	1	Schmidt 1b	4	0	1	0	McInnis 1b	5	1	1	0
Gowdy c	3	2	3	1	Gowdy c	2	0	0	0	Walsh cf	4	0	1	1
Maranville ss	4	0	2	2	Maranville ss	2	0	1	0	Barry ss	5	0	0	0
Deal 3b	4	0	0	0	Deal 3b	4	1	1	0	Schang c	4	1	1	0
Rudolph p	4	0	1	0	James p	4	0	0	0	Bush p	5	0	0	0
Totals	34	7	11	6	Totals	33	1	7	1	Totals	42	4	8	4

Philadelphia					Philadelphia					Boston				
ab	r	h	bi		ab	r	h	bi		ab	r	h	bi	
Murphy rf	4	0	1	0	Murphy rf	3	0	0	0	Moran rf	4	1	0	0
Oldring lf	3	0	0	0	Oldring lf	3	0	0	0	Evers 2b	5	0	3	0
Collins 2b	3	0	0	0	Collins 2b	3	0	1	0	Connolly lf	4	0	0	1
Baker 3b	4	0	1	0	Baker 3b	3	0	0	0	Whitted cf	5	0	0	0
McInnis 1b	2	1	0	0	McInnis 1b	3	0	0	0	Schmidt 1b	5	1	1	0
Strunk cf	4	0	2	0	Strunk cf	3	0	0	0	Deal 3b	5	0	1	0
Barry ss	4	0	0	0	Barry ss	2	0	0	0	Maranville ss	4	1	1	1
Schang c	2	0	0	0	Schang c	3	0	1	0	Gowdy c	4	1	3	2
Lapp c	1	0	0	0	Plank p	2	0	0	0	Mann pr	0	1	0	0
Bender p	2	0	0	0	Walsh ph	0	0	0	0	Tyler p	3	0	0	0
Wyckoff p	1	0	1	0	Totals	25	0	2	0	Devore ph	1	0	0	0
Totals	30	1	5	0	Totals	25	0	2	0	James p	0	0	0	0

Boston	020	013	010	7	11	2
Philadelphia	010	000	000	1	5	0

Boston	000	000	001	1	7	1
Philadelphia	000	000	000	0	2	1

Boston	100	100	000	200	4	8	2
Philadelphia	010	100	000	201	5	9	1

E – Evers, Moran. DP – Boston 1, Philadelphia 4. LOB – Boston 3, Philadelphia 6. 2B – Gowdy, Baker, Wyckoff. 3B – Whitted, Gowdy. SB – Moran (1), Schmidt (1), Gowdy (1). SH – Oldring.

E – Maranville, Barry. DP – Boston 1. LOB – Boston 11, Philadelphia 1. 2B – Deal, Schang. S – Maranville. SB – Deal 2 (2), Barry (1). CS – Evers, Murphy, Schang.

Philadelphia 100 100 000 200 4 8 2
Boston 010 100 000 201 5 9 1
no outs when winning run scored.

Boston	ip	h	r	er	bb	so
Rudolph (W)	9.0	5	1	0	3	8
Philadelphia	ip	h	r	er	bb	so
Bender (L)	5.1	8	6	6	2	3
Wyckoff	3.2	3	1	1	1	2

Boston	ip	h	r	er	bb	so
James (W)	9.0	2	0	0	3	8
Philadelphia	ip	h	r	er	bb	so
Plank (L)	9.0	7	1	1	4	6

E – Bush, Schang, Connolly. DP – Boston 1. LOB – Philadelphia 10, Boston 8. 2B – Murphy 2, Baker, McInnis, Deal, Gowdy 2. HR – Gowdy (1). SH – Oldring, Moran. SF – Collins, Connolly. SB – Collins (1), Evers (1), Maranville 2 (2). CS – Maranville.

T – 1:58. A – 20,562
Umpires – Dinneen, Klem, Byron, Hildebrand.

HBP – by Plank (Maranville). PB – Schang.
T – 1:56. A – 20,562
Umpires – Hildebrand, Byron, Klem, Dinneen.

Philadelphia	ip	h	r	er	bb	so
Bush (L)	11.0	9	5	4	4	4
Boston	ip	h	r	er	bb	so
Tyler	10.0	8	4	4	3	4
James (W)	2.0	0	0	0	3	1

Bush pitcher to three batters in the 12th
T – 3:06. A – 35,520
Umpires – Klem, Dinneen, Byron, Hildebrand.

Game 4 – October 13
 Boston 3, Philadelphia 1

Philadelphia	ab	r	h	bi
Murphy rf	4	0	0	0
Oldring lf	4	0	1	0
Collins 2b	4	0	1	0
Baker 3b	4	0	1	0
McInnis 1b	4	0	1	0
Walsh cf	2	0	1	0
Barry ss	3	1	1	0
Schang c	3	0	0	0
Shawkey p	2	0	1	1
Pennock p	1	0	0	0
Totals	31	1	7	1

Boston	ab	r	h	bi
Moran rf	4	1	1	0
Evers 2b	3	1	1	2
Connolly lf	2	0	0	0
Mann ph-1f	2	0	0	0
Whitted cf	3	0	2	0
Schmidt 1b	4	0	1	1
Gowdy c	2	0	0	0
Maranville ss	3	0	0	0
Deal 3b	3	0	0	0
Rudolph p	2	1	1	0
Totals	28	3	6	3

Philadelphia	000	010	000	1	7	0
Boston	000	120	00x	3	6	0

LOB – Philadelphia 4, Boston 5. **2B** – Walsh, Shawkey, Moran. **SB** – Whitted (1). **CS** – Oldring, Schmidt.

Philadelphia	ip	h	r	er	bb	so
Shawkey (L)	5.0	4	3	3	2	0
Pennock	3.0	2	0	0	2	3
Boston	ip	h	r	er	bb	so
Rudolph (W)	9.0	7	1	1	1	7

WP – Rudolph. **PB** – Schang.

T – 1:49. **A** – 34,362

Umpires – Byron, Hildebrand, Klem, Dineen

1929 WORLD SERIES

The A's return to the World Series for the first time in 15 years and win their fourth World Championship, besting the Chicago Cubs four games to one. The pitching staff posts a 2.40 ERA, including 1.42 by Howard Ehmke. The offense hits .281 and scores 26 runs in the five-game series. Jimmy Dykes hits .421 and Mickey Cochrane adds a .400 batting average. Jimmie Foxx, Mule Haas and Al Simmons all hit two home runs each.

Ehmke strikes out 13 and tosses an eight-hitter in the opener as the A's win 3-1 at Chicago. Foxx breaks a scoreless tie with a solo home run in the seventh inning and the A's have a 3-0 lead before Ehmke allows an unearned run in the bottom of the ninth. In Game 2, Simmons drives in four runs and Foxx is 3 for 5 with three RBI and his second home run in a 9-3 victory. The series moves to Philadelphia for Game 3 when the A's lose their only game of the series, 3-1. George Earnshaw goes the distance and strikes out 10, after tossing 4.2 innings two days earlier. The A's fall behind 8-0 in Game 4 before scoring 10 times in the bottom of the seventh inning to win, 10-8. Haas and Simmons both homer in the inning and Haas and Jimmy Dykes drive in three runs each as the A's send 15 batters to the plate. Philadelphia then clinches the series with a 3-2 win in Game 5. Ehmke allows two runs in 3.2 innings before Rube Walberg comes on to pitch 5.1 innings of scoreless relief. The A's trail 2-0 entering the bottom of the ninth before Haas hits a two-run home run to tie the game. Bing Miller then has a walk-off double to drive in Simmons and win the series.

FINAL STATISTICS

PLAYER	AVG	G	AB	R	H	TB	2B	3B	HR	RBI	SH	SF	HP	BB	IBB	SO	SB	CS	DP	E	SLG	OBP
Bishop	.190	5	21	2	4	4	0	0	0	1	0	0	0	2	-	3	0	0	0	0	.190	.261
Boley	.235	5	17	1	4	4	0	0	0	1	3	0	0	0	-	3	0	0	1	0	.235	.235
Burns	.000	1	2	0	0	0	0	0	0	0	0	0	0	0	-	1	0	0	0	0	.000	.000
Cochrane	.400	5	15	5	6	7	1	0	0	0	0	0	0	7	-	0	0	0	1	0	.467	.591
Dykes	.421	5	19	2	8	9	1	0	0	4	0	0	0	1	-	1	0	0	0	2	.474	.450
Earnshaw	.000	2	5	1	0	0	0	0	0	0	1	0	0	0	-	4	0	0	0	0	.000	.000
Ehmke	.200	2	5	0	1	1	0	0	0	0	0	0	0	0	-	0	0	0	0	0	.200	.200
Foxx	.350	5	20	5	7	14	1	0	2	5	0	0	0	1	-	1	0	0	2	0	.700	.381
French	.000	1	1	0	0	0	0	0	0	0	0	0	0	0	-	1	0	0	0	0	.000	.000
Grove	.000	2	2	0	0	0	0	0	0	0	0	0	0	0	-	1	0	0	0	0	.000	.000
Haas	.238	5	21	3	5	11	0	0	2	6	1	0	0	1	-	3	0	0	0	0	.524	.273
Miller	.368	5	19	1	7	8	1	0	0	4	1	0	1	0	-	2	0	2	0	1	.421	.400
Quinn	.000	1	2	0	0	0	0	0	0	0	0	0	0	0	-	2	0	0	0	0	.000	.000
Simmons	.300	5	20	6	6	13	1	0	2	5	0	1	0	1	-	4	0	0	0	0	.650	.318
Summa	.000	1	1	0	0	0	0	0	0	0	0	0	0	0	-	1	0	0	0	0	.000	.000
Walberg	.000	2	1	0	0	0	0	0	0	0	0	0	0	0	-	0	0	0	0	1	.000	.000
Totals	.281	5	171	26	48	71	5	0	6	26	6	1	1	13	-	27	0	2	4	4	.415	.333

PITCHER	W	L	ERA	G	GS	CG	GF	SHO	SV	IP	H	R	ER	HR	HB	BB	IBB	SO	WP	BK	AVG
Earnshaw	1	1	2.63	2	2	1	0	0	-	13.2	14	6	4	0	0	6	-	17	0	0	.250
Ehmke	1	0	1.42	2	2	1	0	0	-	12.2	14	3	2	0	0	3	-	13	0	0	.286
Grove	0	0	0.00	2	0	0	2	0	-	6.1	3	0	0	0	0	1	-	10	0	0	.143
Quinn	0	0	9.00	1	1	0	0	0	-	5.0	7	6	5	1	0	2	-	2	0	0	.318
Rommel	1	0	9.00	1	0	0	0	0	-	1.0	2	1	1	0	0	1	-	0	0	0	.500
Walberg	1	0	0.00	2	0	0	1	0	-	6.1	3	1	0	0	0	0	-	8	0	0	.143
Totals	4	1	2.40	5	5	2	3	0	-	45.0	43	17	12	1	0	13	-	50	0	0	.249

Game 1 – October 8
Philadelphia 3, Chicago 1

Philadelphia	ab	r	h	bi
Bishop 2b	4	0	0	0
Haas cf	3	0	0	0
Cochrane c	3	1	1	0
Simmons lf	4	1	0	0
Foxx 1b	4	1	2	1
Miller rf	4	0	1	2
Dykes 3b	4	0	1	0
Boley ss	4	0	0	0
Ehmke p	4	0	1	0
Totals	34	3	6	3

Chicago	ab	r	h	bi
McMillan 3b	4	0	1	0
English ss	4	0	2	0
Hornsby 2b	4	0	0	0
Wilson cf	4	0	0	0
Cuyler rf	4	1	1	0
Stephenson lf	4	0	2	1
Grimm 1b	2	0	2	0
Taylor c	2	0	0	0
Heathcote ph	1	0	0	0
Gonzalez c	0	0	0	0
Blair ph	1	0	0	0
Root p	2	0	0	0
Hartnett ph	1	0	0	0
Bush p	0	0	0	0
Tolson ph	1	0	0	0
Totals	34	1	8	1

Philadelphia	000	000	102	3	6	1
Chicago	000	000	001	1	8	2

E – Dykes, English 2. DP – Chicago 1. LOB – Philadelphia 6, Chicago 8. 2B – English. HR – Foxx (1). CS – Grimm. SH – Grimm.

Philadelphia	ip	h	r	er	bb	so
Ehmke (W)	9.0	8	1	0	1	13
Chicago	ip	h	r	er	bb	so
Root (L)	7.0	3	1	1	2	5
Bush	2	3	2	0	0	0

T – 2:03. A – 50,740

Umpires – Klem, Dinneen, Moran, Van Grafan.

Game 2 – October 9
Philadelphia 9, Chicago 3

Philadelphia	ab	r	h	bi
Bishop 2b	4	0	0	0
Haas cf	5	1	1	1
Cochrane c	2	2	1	0
Simmons lf	4	2	2	4
Foxx 1b	5	2	3	3
Miller rf	4	0	1	0
Dykes 3b	4	1	3	1
Boley ss	3	0	1	0
Earnshaw p	3	1	0	0
Grove p	2	0	0	0
Totals	36	9	12	9

Chicago	ab	r	h	bi
McMillan 3b	4	0	0	0
English ss	5	0	1	0
Hornsby 2b	4	1	1	0
Wilson cf	3	1	3	0
Cuyler rf	4	0	0	0
Stephenson lf	5	1	1	1
Grimm 1b	4	0	2	1
Taylor c	4	0	2	1
Malone p	1	0	0	0
Blake p	1	0	1	0
Heathcote ph	0	0	0	0
Hartnett ph	1	0	0	0
Carlson p	0	0	0	0
Gonzalez ph	1	0	0	0
Nehf p	0	0	0	0
Totals	37	3	11	3

Philadelphia	003	300	120	9	12	0
Chicago	000	030	000	3	11	1

E – English. DP – Philadelphia 1, Chicago 1. LOB – Philadelphia 9, Chicago 12. 2B – Foxx, English. HR – Simmons (1), Foxx (2). SH – Miller, Boley 2.

Philadelphia	ip	h	r	er	bb	so
Earnshaw (W)	4.2	8	3	3	4	7
Grove	4.1	3	0	0	1	6
Chicago	ip	h	r	er	bb	so
Malone (L)	3.2	5	6	3	5	5
Blake	1.1	2	0	0	0	1
Carlson	3	5	3	3	1	2
Nehf	1.0	0	0	0	0	0

T – 2:29. A – 49,987

Umpires – Dinneen, Moran, Van Grafan, Klem.

Game 3 – October 11
Chicago 3, Philadelphia 1

Chicago	ab	r	h	bi
McMillan 3b	4	0	0	0
English ss	4	1	0	0
Hornsby 2b	4	1	2	1
Wilson cf	3	0	2	0
Cuyler rf	4	0	1	2
Stephenson lf	4	0	1	0
Grimm 1b	4	0	0	0
Taylor c	4	0	0	0
Bush p	3	1	0	0
Totals	34	3	6	3

Philadelphia	ab	r	h	bi
Bishop 2b	4	0	1	0
Haas cf	5	0	2	0
Cochrane c	3	1	2	0
Simmons lf	3	0	0	0
Foxx 1b	4	0	0	0
Miller rf	4	0	1	1
Dykes 3b	4	0	1	0
Boley ss	4	0	2	0
Earnshaw p	2	0	0	0
Summa ph	1	0	0	0
Totals	34	1	9	1

Chicago	000	003	000	3	6	1
Philadelphia	000	010	000	1	9	1

E – English, Dykes. LOB – Chicago 6, Philadelphia 10. 2B – Hornsby, Stephenson. 3B – Wilson. CS – Miller. SH – Earnshaw. SF – Simmons.

Chicago	ip	h	r	er	bb	so
Bush (W)	9.0	9	1	1	2	4
Philadelphia	ip	h	r	er	bb	so
Earnshaw (L)	9.0	6	3	1	2	10

WP – Bush.

T – 2:09. A – 29,921

Umpires – Moran, Van Grafan, Klem, Dinneen.

Game 4 – October 12
Philadelphia 10, Chicago 8

Game 5 – October 14
Philadelphia 3, Chicago 2

Chicago	ab	r	h	bi	Chicago	ab	r	h	bi
McMillan 3b	4	0	0	0	McMillan 3b	4	0	1	0
English ss	4	0	0	0	English ss	4	0	1	0
Hornsby 2b	5	2	2	0	Hornsby 2b	4	0	0	0
Wilson cf	3	1	2	0	Wilson cf	4	0	1	0
Cuyler rf	4	2	3	2	Cuyler rf	4	1	1	0
Stephenson lf	4	1	1	1	Stephenson lf	2	1	1	0
Grimm 1b	4	2	2	2	Grimm 1b	4	0	1	1
Taylor c	3	0	0	1	Taylor c	4	0	1	1
Root p	3	0	0	0	Malone p	3	0	1	0
Nehf p	0	0	0	0	Totals	33	2	8	2
Blake p	0	0	0	0					
Malone p	0	0	0	0	Philadelphia	ab	r	h	bi
Hartnett ph	1	0	0	0	Bishop 2b	4	1	1	0
Carlson p	0	0	0	0	Haas cf	4	1	1	2
Totals	35	8	10	6	Cochrane c	3	0	0	0
					Simmons lf	4	1	2	0
Philadelphia	ab	r	h	bi	Foxx 1b	3	0	0	0
Bishop 2b	5	1	2	1	Miller rf	4	0	2	1
Haas cf	4	1	1	3	Dykes 3b	3	0	0	0
Cochrane c	4	1	2	0	Boley ss	3	0	0	0
Simmons lf	5	2	2	1	Ehmke p	1	0	0	0
Foxx 1b	4	2	2	1	Walberg p	1	0	0	0
Miller rf	3	1	2	0	French ph	1	0	0	0
Dykes 3b	4	1	3	3	Totals	31	3	6	3
Boley ss	3	1	1	1					
Quinn p	2	0	0	0	Two outs when winning run scored				
Walberg p	0	0	0	0	Chicago	000	200	000	2 8 1
Rommel p	0	0	0	0	Philadelphia	000	000	003	3 6 0
Burns ph	2	0	0	0					
Grove p	0	0	0	0					
Totals	36	10	15	10					

Chicago	000	205	100	8	10	2
Philadelphia	000	000	(10)0x	10	15	2

E – Wilson, Cuyler, Miller, Walberg. **DP** – Philadelphia 1. **LOB** – Chicago 4, Philadelphia 6. **2B** – Cochrane, Dykes. **3B** – Hornsby. **HR** – Grimm (1), Haas (1), Simmons (2). **CS** – Miller. **SH** – Haas, Boley. **SF** – Taylor.

Chicago	ip	h	r	er	bb	so
Root	6.1	9	6	6	0	3
Nehf	0.0	1	2	2	1	0
Blake (L)	0.0	2	2	2	0	0
Malone	0.2	1	0	0	0	2
Carlson	1.0	2	0	0	0	1
Philadelphia	ip	h	r	er	bb	so
Quinn	5.0	7	6	5	2	2
Walberg	1.0	1	1	0	0	2
Rommel (W)	1.0	2	1	1	1	0
Grove	2.0	0	0	0	0	4

Nehf pitched to two batters in the seventh; Blake pitched to two batters in the seventh. **HBP** – by Malone (Miller).
T – 2:12. A – 29,921
Umpires – Van Graflan, Klem, Dinneen, Moran.

Chicago	ip	h	r	er	bb	so
Malone (L)	8.2	6	3	3	2	4
Philadelphia	ip	h	r	er	bb	so
Ehmke	3.2	6	2	2	2	0
Walberg (W)	5.1	2	0	0	0	6

T – 1:42. A – 29,921
Umpires – Klem, Dinneen, Moran, Van Graflan.

1930 WORLD SERIES

The Athletics win back-to-back World Series for the second time, defeating St. Louis four games to two. The pitching staff allows 12 runs in the six-game series for a 1.73 ERA. George Earnshaw goes 2-0 with a 0.72 ERA in three starts and Lefty Grove picks up the other two wins, posting a 1.42 ERA in three games, two starts. Offensively, the A's hit just .197 but add six home runs. Al Simmons hits .364 with two home runs and Jimmie Foxx bats .333. Mickey Cochrane adds two home runs and Jimmy Dykes drives in a team-best five runs.

Grove tosses a complete game in Game 1, a 5-2 A's win at Philadelphia. The A's are held to just five hits in the game, including a pair of solo home runs by Simmons and Cochrane. Earnshaw fires a six-hitter in the A's 6-1 win in Game 2. Simmons has two hits and Cochrane homers again, a solo shot in the first inning. The Cardinals win Game 3 in St. Louis as Bill Hallahan shuts out the A's on seven hits in a 5-0 win. Jesse Haines four-hits the A's in a 3-1 loss in Game 4 to even the series at two games each. Earnshaw and Grove then combine on a three-hit shutout in a 2-0 win in Game 5. Foxx hits a two-run home run in the ninth inning to account for all the scoring. The series returned to Philadelphia for Game 6 and the A's win their fifth and final World Championship in Philadelphia with a 7-1 victory. Earnshaw tosses a complete-game five-hitter and Dykes and Simmons both homer.

FINAL STATISTICS

PLAYER	AVG	G	AB	R	H	TB	2B	3B	HR	RBI	SH	SF	HP	BB	IBB	SO	SB	CS	DP	E	SLG	OBP
Bishop	.222	6	18	5	4	4	0	0	0	0	0	0	1	7	-	3	0	0	0	0	.222	.462
Boley	.095	6	21	1	2	2	0	0	0	1	1	0	0	0	-	1	0	0	0	1	.095	.095
Cochrane	.222	6	18	5	4	11	1	0	2	4	0	1	0	5	-	2	0	1	0	1	.611	.375
Dykes	.222	6	18	2	4	10	3	0	1	5	2	0	0	5	-	3	0	0	0	1	.556	.391
Earnshaw	.000	3	9	0	0	0	0	0	0	0	0	0	0	0	-	5	0	0	0	0	.000	.000
Foxx	.333	6	21	3	7	14	2	1	1	3	0	0	0	2	-	4	0	0	1	0	.667	.391
Grove	.000	3	6	0	0	0	0	0	0	0	0	0	0	0	-	3	0	0	0	0	.000	.000
Haas	.111	6	18	1	2	4	0	1	0	1	0	1	0	1	-	3	0	1	1	0	.222	.150
McNair	.000	1	1	0	0	0	0	0	0	0	0	0	0	0	-	0	0	0	0	0	.000	.000
Miller	.143	6	21	0	3	5	2	0	0	3	1	1	0	0	-	4	0	0	0	0	.238	.136
Moore	.333	3	3	0	1	1	0	0	0	0	0	0	0	1	-	1	0	0	0	0	.333	.500
Shores	-	1	0	0	0	0	0	0	0	0	0	0	0	1	-	0	0	0	0	0	-	1.000
Simmons	.364	6	22	4	8	16	2	0	2	4	0	0	0	2	-	2	0	0	1	0	.727	.417
Walberg	.000	1	2	0	0	0	0	0	0	0	0	0	0	0	-	1	0	0	0	0	.000	.000
Totals	.197	6	178	21	35	67	10	2	6	21	4	3	1	24	-	32	0	2	3	3	.376	.291

PITCHER	W	L	ERA	G	GS	CG	GF	SHO	SV	IP	H	R	ER	HR	HB	BB	IBB	SO	WP	BK	AVG
Earnshaw	2	0	0.72	3	3	2	0	0	-	25.0	13	2	2	1	0	7	-	19	0	0	.149
Grove	2	1	1.42	3	2	2	1	0	-	19.0	15	5	3	0	0	3	-	10	0	0	.214
Quinn	0	0	4.50	1	0	0	1	0	-	2.0	3	1	1	0	0	0	-	1	0	0	.333
Shores	0	0	13.50	1	0	0	0	0	-	1.1	3	2	2	0	0	0	-	0	0	0	.429
Walberg	0	1	3.86	1	1	0	0	0	-	4.2	4	2	2	1	0	1	-	3	0	0	.235
Totals	4	2	1.73	6	6	4	2	1	-	52.0	38	12	10	2	0	11	-	33	0	0	.200

Game 1 – October 1
Philadelphia 5, St. Louis 2

St. Louis	ab	r	h	bi
Douthit cf	4	0	0	1
Adams 3b	3	0	1	1
Frisch 2b	4	0	2	0
Bottomley 1b	4	0	0	0
Hafey lf	4	0	1	0
Blades rf	3	0	0	0
Mancuso c	4	1	1	0
Gelbert ss	4	1	2	0
Grimes p	3	0	2	0
Puccinelli ph	1	0	0	0
Totals	34	2	9	2

Philadelphia	ab	r	h	bi
Bishop 2b	3	1	0	0
Dykes 3b	4	0	1	1
Cochrane c	3	1	1	1
Simmons lf	3	1	1	1
Foxx 1b	3	1	1	0
Miller rf	2	0	0	1
Haas cf	3	1	1	0
Boley ss	2	0	0	1
Grove p	3	0	0	0
Totals	26	5	5	5

St. Louis	002	000	000	2	9	0
Philadelphia	010	101	11x	5	5	0

LOB – St. Louis 8, Philadelphia 2. **2B** – Frisch, Hafey, Dykes. **3B** – Foxx, Haas. **HR** – Cochrane (1), Simmons (1). **CS** – Cochrane. **SH** – Boley. **SF** – Douthit, Adams, Miller.

St. Louis	ip	h	r	er	bb	so
Grimes (L)	8.0	5	5	5	3	6
Philadelphia	ip	h	r	er	bb	so
Grove (W)	9.0	9	2	2	1	5

T – 1:48. A – 32,295

Umpires – Moriarty, Rigler, Geisel, Reardon.

Game 2 – October 2
Philadelphia 6, St. Louis 1

St. Louis	ab	r	h	bi
Douthit cf	4	0	0	0
Adams 3b	4	0	1	0
Frisch 2b	4	0	1	0
Bottomley 1b	4	0	0	0
Hafey lf	4	0	0	0
Watkins rf	4	1	1	1
Mancuso c	3	0	1	0
Gelbert ss	3	0	1	0
Rhem p	1	0	0	0
Lindsey p	1	0	1	0
Fisher ph	1	0	0	0
Johnson p	0	0	0	0
Totals	33	1	6	1

Philadelphia	ab	r	h	bi
Bishop 2b	2	1	0	0
Dykes 3b	3	0	1	2
Cochrane c	3	2	1	1
Simmons lf	4	2	2	1
Foxx 1b	3	0	1	1
Miller rf	4	0	1	1
Haas cf	4	0	0	0
Boley ss	4	1	1	0
Earnshaw p	3	0	0	0
Totals	30	6	7	6

St. Louis	010	000	000	1	6	2
Philadelphia	202	200	00x	6	7	2

E – Rhem, Frisch, Cochrane, Boley. **DP** – St. Louis 1, Philadelphia 1. **LOB** – St. Louis 6, Philadelphia 5. **2B** – Frisch, Dykes, Simmons, Foxx. **HR** – Watkins (1), Cochrane (2). **SB** – Frisch (1). **SH** – Dykes.

St. Louis	ip	h	r	er	bb	so
Rhem (L)	3.1	7	6	4	2	3
Lindsey	2.2	0	0	0	0	2
Johnson	2.0	0	0	0	2	2
Philadelphia	ip	h	r	er	bb	so
Earnshaw (W)	9.0	6	1	1	1	8

T – 1:47. A – 32,295

Umpires – Rigler, Geisel, Reardon, Moriarty.

Game 3 – October 4
St. Louis 5, Philadelphia 0

Philadelphia	ab	r	h	bi
Bishop 2b	4	0	3	0
Dykes 3b	4	0	0	0
Cochrane c	2	0	0	0
Simmons lf	4	0	2	0
Foxx 1b	4	0	1	0
Miller rf	4	0	0	0
Haas cf	3	0	0	0
Moore ph	1	0	1	0
Boley ss	4	0	0	0
Walberg p	2	0	0	0
Shores p	0	0	0	0
Quinn p	0	0	0	0
McNair ph	1	0	0	0
Totals	33	0	7	0

St. Louis	ab	r	h	bi
Douthit cf	4	1	2	1
Adams 3b	4	0	0	0
Frisch 2b	4	0	0	0
Bottomley 1b	4	1	1	0
Hafey lf	4	1	2	1
Blades rf	2	1	1	0
Watkins rf	2	1	1	0
Wilson c	4	0	2	2
Gelbert ss	3	0	1	1
Hallahan p	2	0	0	0
Totals	33	5	10	5

Philadelphia	000	000	000	0	7	0
St. Louis	000	110	21x	5	10	0

DP – St. Louis 1. **LOB** – Philadelphia 11, St. Louis 5. **2B** – Simmons, Bottomley, Hafey. **HR** – Douthit (1).

Philadelphia	ip	h	r	er	bb	so
Walberg (L)	4.2	4	2	2	1	3
Shores	1.1	3	2	2	0	0
Quinn	2.0	3	1	1	0	1
St. Louis	ip	h	r	er	bb	so
Hallahan (W)	9.0	7	0	0	5	6

Shores pitched to three batters in the seventh

T – 1:55. A – 36,944

Umpires – Geisel, Reardon, Moriarty, Rigler.

Game 4 – October 5
St. Louis 3, Philadelphia 1

Philadelphia	ab	r	h	bi
Bishop 2b	3	1	1	0
Dykes 3b	2	0	0	0
Cochrane c	4	0	0	0
Simmons lf	3	0	2	1
Foxx 1b	4	0	1	0
Miller rf	4	0	0	0
Haas cf	3	0	0	0
Boley ss	4	0	0	0
Grove p	3	0	0	0
Totals	30	1	4	1

St. Louis	ab	r	h	bi
Douthit cf	4	0	0	0
Adams 3b	4	0	0	0
Frisch 2b	4	0	0	0
Bottomley 1b	4	0	0	0
Hafey lf	3	1	1	0
Blades rf	3	1	0	0
Wilson c	3	0	1	0
Gelbert ss	2	1	2	1
Haines p	2	0	1	1
Totals	29	3	5	2

Philadelphia	100	000	000	1	4	1
St. Louis	001	200	00x	3	5	1

E – Dykes, Frisch. DP – St. Louis 1. LOB – Philadelphia 7, St. Louis 4. 2B – Hafey. 3B – Gelbert. SH – Dykes, Haines.

Philadelphia	ip	h	r	er	bb	so
Grove (L)	8.0	5	3	1	1	3
St. Louis	ip	h	r	er	bb	so
Haines (W)	9.0	4	1	1	4	2

WP – Haines.
 T – 1:41. A – 39,946
 Umpires – Reardon, Moriarty, Rigler, Geisel.

Game 5 – October 6
Philadelphia 2, St. Louis 0

Philadelphia	ab	r	h	bi
Bishop 2b	4	0	0	0
Dykes 3b	3	0	0	0
Cochrane c	3	1	1	0
Simmons lf	4	0	0	0
Foxx 1b	4	1	2	2
Miller rf	4	0	0	0
Haas cf	4	0	1	0
Boley ss	3	0	1	0
Earnshaw p	2	0	0	0
Moore ph	0	0	0	0
Grove p	0	0	0	0
Totals	31	2	5	2

St. Louis	ab	r	h	bi
Douthit cf	4	0	0	0
Adams 3b	4	0	1	0
Frisch 2b	4	0	1	0
Bottomley 1b	4	0	0	0
Hafey lf	3	0	0	0
Watkins rf	3	0	0	0
Blades ph	0	0	0	0
Wilson c	4	0	1	0
Gelbert ss	2	0	0	0
Grimes p	2	0	0	0
Totals	30	0	3	0

Philadelphia	000	000	002	2	5	0
St. Louis	000	000	000	0	3	1

E – Frisch. DP – St. Louis 1. LOB – Philadelphia 5, St. Louis 8. 2B – Wilson. HR – Foxx (1). CS – Haas. SH – Grimes.

Philadelphia	ip	h	r	er	bb	so
Earnshaw	7.0	2	0	0	3	5
Grove (W)	2.0	1	0	0	1	2
St. Louis	ip	h	r	er	bb	so
Grimes (L)	9.0	5	2	2	3	7

T – 1:58. A – 38,844
 Umpires – Moriarty, Rigler, Geisel, Reardon.

Game 6 – October 8
Philadelphia 7, St. Louis 1

St. Louis	ab	r	h	bi
Douthit cf	4	0	0	0
Adams 3b	2	0	0	0
High ph-3b	2	1	1	0
Watkins rf	3	0	0	0
Frisch 2b	4	0	1	0
Hafey lf	4	0	2	1
Bottomley 1b	2	0	0	0
Wilson c	4	0	0	0
Gelbert ss	3	0	0	0
Hallahan p	0	0	0	0
Fisher ph	1	0	1	0
Johnson p	0	0	0	0
Blades ph	1	0	0	0
Lindsey p	0	0	0	0
Orsatti ph	1	0	0	0
Bell p	0	0	0	0
Totals	31	1	5	1

Philadelphia	ab	r	h	bi
Bishop 2b	2	2	0	0
Dykes 3b	2	2	2	2
Cochrane c	3	1	1	2
Simmons cf-1f	4	1	1	1
Foxx 1b	3	1	1	0
Miller rf	3	0	2	1
Moore lf	2	0	0	0
Haas cf	1	0	0	1
Boley ss	4	0	0	0
Earnshaw p	4	0	0	0
Totals	28	7	7	7

St. Louis	000	000	001	1	5	1
Philadelphia	201	211	00x	7	7	0

E – Watkins. DP – Philadelphia 1. LOB – St. Louis 6, Philadelphia 6. 2B – Hafey 2, Fisher, Dykes, Cochrane, Foxx, Miller 2. HR – Dykes (1), Simmons (2). SH – Miller. SF – Cochrane, Haas.

St. Louis	ip	h	r	er	bb	so
Hallahan (L)	2.0	2	2	2	3	2
Johnson	3.0	4	4	4	1	2
Lindsey	2.0	1	1	1	1	0
Bell	1.0	0	0	0	0	0
Philadelphia	ip	h	r	er	bb	so
Earnshaw (W)	9.0	5	1	1	3	6

HBP – by Hallahan (Bishop). PB – Wilson.
 T – 1:46. A – 32,295
 Umpires – Rigler, Geisel, Reardon, Moriarty.

1931 WORLD SERIES

The A's and Cardinals meet in the World Series for the second consecutive season but the A's lose in seven games. The pitching staff posts a 2.66 ERA, including 1.88 by George Earnshaw and 2.42 by Lefty Grove, who picks up two of the A's three wins. Earnshaw and Grove both start three games each. The offense hits .220 and scores 22 runs in the seven-game series. Jimmie Foxx hits .348 and Al Simmons bats .333 with two of the A's three home runs and eight RBI.

The series opens in St. Louis and the A's take a 1-0 lead with a 6-2 win in Game 1. Grove goes the distance, allowing 12 hits, and Simmons drives in three runs, including a two-run home run in the seventh. Bill Hallahan tosses a three-hit shutout as the A's lose Game 2, 2-0. The A's then fall behind in the series with a 5-2 loss in Game 3 at Philadelphia. Burleigh Grimes no hits the A's over the first seven innings before Bing Miller singles in the eighth. Al Simmons hits a two-run home run in the ninth for the A's only runs. The A's even the series at two games each with a 3-0 win in Game 4. Earnshaw tosses a two-hit shutout and Foxx hits a solo home run in the sixth. St. Louis wins the final game in Philadelphia, 5-1, but the A's win Game 6 at St. Louis, 8-1 to force a seventh game. In the final game, Grimes again shuts down the A's in a 4-2 win. He does not allow a run over the first eight innings before yielding a pinch hit two-run single to Doc Cramer with two outs in the ninth. Max Bishop comes to the plate as the potential winning run but Hallahan relieves Grimes and gets Bishop to fly out to end the series.

FINAL STATISTICS

PLAYER	AVG	G	AB	R	H	TB	2B	3B	HR	RBI	SH	SF	HP	BB	IBB	SO	SB	CS	DP	E	SLG	OBP	
Bishop	.148	7	27	4	4	4	0	0	0	0	0	0	0	3	-	5	0	0	0	0	.148	.233	
Boley	.000	1	1	0	0	0	0	0	0	0	0	0	0	0	-	1	0	0	0	0	.000	.000	
Cochrane	.160	7	25	2	4	4	0	0	0	1	0	0	0	5	-	2	0	0	1	1	.160	.300	
Cramer	.500	2	2	0	1	1	0	0	0	2	0	0	0	0	-	0	0	0	0	0	.500	.500	
Dykes	.227	7	22	2	5	5	0	0	0	2	1	0	0	5	-	1	0	0	1	0	.227	.370	
Earnshaw	.000	3	8	0	0	0	0	0	0	0	0	0	0	0	-	2	0	0	0	2	0	.000	.000
Foxx	.348	7	23	3	8	11	0	0	1	3	0	0	0	6	-	5	0	0	0	1	.478	.483	
Grove	.000	3	10	0	0	0	0	0	0	0	0	0	0	0	-	7	0	0	0	0	.000	.000	
Haas	.130	7	23	1	3	4	1	0	0	2	2	0	0	3	-	5	0	0	0	0	.174	.231	
Heving	.000	1	1	0	0	0	0	0	0	0	0	0	0	0	-	0	0	0	0	0	.000	.000	
Hoyt	.000	1	2	0	0	0	0	0	0	0	0	0	0	0	-	0	0	0	0	0	.000	.000	
McNair	.000	2	2	1	0	0	0	0	0	0	0	0	0	0	-	1	0	0	0	0	.000	.000	
Miller	.269	7	26	3	7	8	1	0	0	1	1	0	1	0	-	4	0	0	0	0	.308	.296	
Moore	.333	2	3	0	1	1	0	0	0	0	0	0	0	0	-	1	0	0	0	0	.333	.333	
Simmons	.333	7	27	4	9	17	2	0	2	8	0	0	0	3	-	3	0	0	1	0	.630	.400	
Todt	-	1	0	0	0	0	0	0	0	0	0	0	0	1	-	0	0	0	0	0	-	1.000	
Williams	.320	7	25	2	8	9	1	0	0	1	0	0	0	2	-	9	0	0	0	0	.360	.370	
Totals	.220	7	227	22	50	64	5	0	3	20	4	0	1	28	-	46	0	0	5	2	.282	.309	

PITCHER	W	L	ERA	G	GS	CG	GF	SHO	SV	IP	H	R	ER	HR	HB	BB	IBB	SO	WP	BK	AVG
Earnshaw	1	2	1.88	3	3	2	0	1	-	24.0	12	6	5	1	0	4	-	20	1	0	.148
Grove	2	1	2.42	3	3	2	0	0	-	26.0	28	7	7	0	0	2	-	16	0	0	.269
Hoyt	0	1	4.50	1	1	0	0	0	-	6.0	7	3	3	1	0	0	-	1	0	0	.292
Mahaffey	0	0	9.00	1	0	0	1	0	-	1.0	1	1	1	0	0	1	-	0	0	0	.250
Rommel	0	0	9.00	1	0	0	1	0	-	1.0	3	1	1	0	0	0	-	0	0	0	.500
Walberg	0	0	3.00	2	0	0	1	0	-	3.0	3	1	1	0	0	2	-	4	0	0	.300
Totals	3	4	2.66	7	7	4	3	1	-	61.0	54	19	18	2	0	9	-	41	1	0	.236

Game 1 – October 1
Philadelphia 6, St. Louis 2

Philadelphia	ab	r	h	bi
Bishop 2b	5	1	1	0
Haas cf	5	1	1	1
Cochrane c	4	2	2	0
Simmons lf	4	1	1	3
Foxx 1b	4	0	2	2
Miller rf	4	0	0	0
Dykes 3b	3	0	2	0
Williams ss	4	1	2	0
Grove p	4	0	0	0
Totals	37	6	11	6

St. Louis	ab	r	h	bi
High 3b	4	0	1	0
Mancuso ph	1	0	0	0
Roettger rf	5	1	2	0
Frisch 2b	4	1	2	0
Bottomley 1b	4	0	1	1
Hafey lf	4	0	1	0
Martin cf	4	0	3	1
Wilson c	4	0	0	0
Gelbert ss	4	0	2	0
Derringer p	2	0	0	0
Flowers ph	1	0	0	0
Johnson p	0	0	0	0
Blades ph	1	0	0	0
Totals	38	2	12	2

Philadelphia	004	000	200	6	11	0
St. Louis	200	000	000	2	12	0

DP – Philadelphia 1, St. Louis 1. **LOB** – Philadelphia 7, St. Louis 9. **2B** – Haas, Martin, Gelbert. **HR** – Simmons (1). **SB** – Hafey (1), Martin (1).

Philadelphia	ip	h	r	er	bb	so
Grove (W)	9.0	12	2	2	0	7
St. Louis	ip	h	r	er	bb	so
Derringer (L)	7.0	11	6	6	3	9
Johnson	2.0	0	0	0	0	2

T – 1:55. **A** – 38,529
Umpires – Klem, Nallin, Stark, McGowan.

Game 2 – October 2
St. Louis 2, Philadelphia 0

Philadelphia	ab	r	h	bi
Bishop 2b	5	0	0	0
Haas cf	4	0	1	0
Cochrane c	2	0	0	0
Simmons lf	4	0	0	0
Foxx 1b	2	0	1	0
Miller rf	4	0	1	0
Dykes 3b	2	0	0	0
Williams ss	2	0	0	0
Earnshaw p	3	0	0	0
Moore ph	1	0	0	0
Totals	29	0	3	0

St. Louis	ab	r	h	bi
Flowers 3b	4	0	0	0
Watkins rf	4	0	2	0
Frisch 2b	4	0	1	0
Bottomley 1b	3	0	0	0
Hafey lf	4	0	0	0
Martin cf	3	2	2	0
Wilson c	3	0	0	1
Gelbert ss	2	0	1	1
Hallahan p	2	0	0	0
Totals	29	2	6	2

Philadelphia	000	000	000	0	3	0
St. Louis	010	000	10x	2	6	1

E – Wilson. **DP** – St. Louis 1. **LOB** – Philadelphia 10, St. Louis 6. **2B** – Watkins, Frisch, Martin. **SH** – Dykes, Gelbert, Hallahan. **SB** – Martin 2 (3).

Philadelphia	ip	h	r	er	bb	so
Earnshaw (L)	8.0	6	2	2	1	5
St. Louis	ip	h	r	er	bb	so
Hallahan (W)	9.0	3	0	0	7	8

WP – Hallahan.
T – 1:49. **A** – 35,947
Umpires – Nallin, Stark, McGowan, Klem.

Game 3 – October 5
St. Louis 5, Philadelphia 2

St. Louis	ab	r	h	bi
Adams 3b	3	0	0	0
Flowers 3b	1	0	0	0
Roettger rf	5	0	1	0
Watkins pr-rf	0	1	0	0
Frisch 2b	5	0	1	0
Bottomley 1b	4	1	1	1
Hafey lf	5	1	1	0
Martin cf	4	2	2	0
Wilson c	4	0	3	1
Gelbert ss	4	0	1	1
Grimes p	4	0	2	2
Totals	39	5	12	5

Philadelphia	ab	r	h	bi
Bishop 2b	3	0	0	0
Haas cf	4	0	0	0
Cochrane c	3	0	0	0
McNair pr	0	1	0	0
Simmons lf	4	1	1	2
Foxx 1b	2	0	0	0
Miller rf	3	0	1	0
Dykes 3b	3	0	0	0
Williams ss	3	0	0	0
Grove p	2	0	0	0
Cramer ph	1	0	0	0
Mahaffey p	0	0	0	0
Totals	28	2	2	2

St. Louis	020	200	001	5	12	0
Philadelphia	000	000	002	2	2	0

DP – St. Louis 1. **LOB** – St. Louis 9, Philadelphia 3. **2B** – Roettger, Bottomley, Martin. **HR** – Simmons (2).

St. Louis	ip	h	r	er	bb	so
Grimes (W)	9.0	2	2	2	4	5
Philadelphia	ip	h	r	er	bb	so
Grove (L)	8.0	11	4	4	1	2
Mahaffey	1.0	1	1	1	1	0

T – 2:10. **A** – 32,295
Umpires – Stark, McGowan, Klem, Nallin.

Game 4 – October 6
Philadelphia 3, St. Louis 0

St. Louis	ab	r	h	bi
Flowers 3b	1	0	0	0
High 3b	3	0	0	0
Watkins rf	4	0	0	0
Frisch 2b	3	0	0	0
Bottomley 1b	3	0	0	0
Hafey lf	3	0	0	0
Martin cf	3	0	2	0
Wilson c	3	0	0	0
Gelbert ss	3	0	0	0
Johnson p	2	0	0	0
Lindsey p	0	0	0	0
Collins ph	1	0	0	0
Derringer p	0	0	0	0
Totals	29	0	2	0

Philadelphia	ab	r	h	bi
Bishop 2b	4	1	2	0
Haas cf	3	0	1	0
Cochrane c	3	0	0	0
Simmons lf	4	0	2	1
Foxx 1b	3	1	1	1
Miller rf	4	1	1	0
Dykes 3b	4	0	2	1
Williams ss	4	0	1	0
Earnshaw p	3	0	0	0
Totals	32	3	10	3

St. Louis	000	000	000	0	2	1
Philadelphia	100	002	00x	3	10	0

E – Bottomley. **DP** – St. Louis 1. **LOB** – St. Louis 3, Philadelphia 8. **2B** – Martin, Simmons, Miller. **HR** – Foxx (1). **SH** – Haas. **SB** – Frisch (1), Martin (4).

St. Louis	ip	h	r	er	bb	so
Johnson (L)	5.2	9	3	3	1	2
Lindsey	1.1	1	0	0	1	2
Derringer	1.0	0	0	0	0	1
Philadelphia	ip	h	r	er	bb	so
Earnshaw (W)	9.0	2	0	0	1	8

T – 1:58. **A** – 32,295

Umpires – McGowan, Klem, Nallin, Stark.

Game 5 – October 7
St. Louis 5, Philadelphia 1

St. Louis	ab	r	h	bi
Adams 3b	1	0	1	0
High pr-3b	4	1	0	0
Watkins rf	3	1	0	0
Frisch 2b	4	1	2	0
Martin cf	4	1	3	4
Hafey lf	4	0	1	0
Bottomley 1b	4	1	2	0
Wilson c	4	0	2	0
Gelbert ss	4	0	1	1
Hallahan p	4	0	0	0
Totals	36	5	12	5

Philadelphia	ab	r	h	bi
Bishop 2b	2	0	0	0
McNair ph-2b	2	0	0	0
Haas cf	2	0	0	0
Moore ph-lf	2	0	1	0
Cochrane c	4	0	1	0
Simmons lf	4	1	3	0
Foxx 1b	3	0	2	0
Miller rf	4	0	0	1
Dykes 3b	4	0	1	0
Williams ss	4	0	1	0
Hoyt p	2	0	0	0
Walberg p	0	0	0	0
Heving ph	1	0	0	0
Rommel p	0	0	0	0
Boley ph	1	0	0	0
Totals	35	1	9	1

St. Louis	100	002	011	5	12	0
Philadelphia	000	000	100	1	9	0

DP – St. Louis 1, Philadelphia 1. **LOB** – St. Louis 5, Philadelphia 8. **2B** – Frisch, Simmons. **HR** – Martin (1). **SB** – Watkins (1). **CS** – Martin, Wilson.

St. Louis	ip	h	r	er	bb	so
Hallahan (W)	9.0	9	1	1	1	4
Philadelphia	ip	h	r	er <td>bb<td>so</td></td>	bb <td>so</td>	so
Hoyt (L)	6.0	7	3	3	0	1
Walberg	2.0	2	1	1	1	2
Rommel	1.0	3	1	1	0	0

T – 1:56. **A** – 32,295

Umpires – Klem, Nallin, Stark, McGowan.

Game 6 – October 9
Philadelphia 8, St. Louis 1

Philadelphia	ab	r	h	bi
Bishop 2b	4	2	1	0
Haas cf	2	0	0	1
Cochrane c	5	0	1	1
Simmons lf	4	1	1	2
Foxx 1b	5	2	2	0
Miller rf	3	1	1	0
Dykes 3b	3	1	0	1
Williams ss	4	1	2	1
Grove p	4	0	0	0
Totals	34	8	8	6

St. Louis	ab	r	h	bi
Flowers 3b	4	1	1	0
Roettger rf	4	0	1	0
Frisch 2b	4	0	1	1
Martin cf	3	0	0	0
Hafey lf	4	0	1	0
Bottomley 1b	4	0	0	0
Wilson c	3	0	0	0
Mancuso c	0	0	0	0
Gelbert ss	3	0	1	0
Derringer p	0	0	0	0
Johnson p	0	0	0	0
Blades ph	1	0	0	0
Lindsey p	0	0	0	0
Collins ph	1	0	0	0
Rhem p	0	0	0	0
Totals	31	1	5	1

Philadelphia	000	040	400	8	8	1
St. Louis	000	001	000	1	5	2

E – Cochrane, Flowers, Hafey. **DP** – Philadelphia 1, St. Louis 1. **LOB** – Philadelphia 8, St. Louis 5. **2B** – Williams, Flowers. **SH** – Haas, Miller, Derringer.

Philadelphia	ip	h	r	er	bb	so
Grove (W)	9.0	5	1	1	1	7
St. Louis	ip	h	r	er	bb	so
Derringer (L)	4.2	3	4	0	4	4
Johnson	1.1	1	0	0	0	2
Lindsey	2.0	3	4	2	2	0
Rhem	1.0	1	0	0	0	1

WP – Derringer. **HBP** – by Lindsey (Miller).

T – 1:57. **A** – 39,401

Umpires – Nallin, Stark, McGowan, Klem.

Game 7 – October 10
St. Louis 4, Philadelphia 2

Philadelphia	ab	r	h	bi
Bishop 2b	4	0	0	0
Haas cf	3	0	0	0
Cochrane c	4	0	0	0
Simmons lf	3	0	1	0
Foxx 1b	4	0	0	0
Miller rf	4	1	3	0
Dykes 3b	3	1	0	0
Williams ss	4	0	2	0
Earnshaw p	2	0	0	0
Tody ph	0	0	0	0
Walberg p	0	0	0	0
Cramer ph	1	0	1	2
Totals	32	2	7	2

St. Louis	ab	r	h	bi
High 3b	4	2	3	0
Watkins rf	3	2	2	2
Frisch 2b	3	0	0	0
Martin cf	3	0	0	0
Orsatti lf	3	0	0	0
Bottomley 1b	3	0	0	0
Wilson c	2	0	0	0
Gelbert ss	3	0	0	0
Grimes p	3	0	0	0
Hallahan p	0	0	0	0
Totals	27	4	5	2

Philadelphia	000	000	002	2	7	1
St. Louis	202	000	00x	4	5	0

E – Foxx. **DP** – Philadelphia 1, St. Louis 1.
LOB – Philadelphia 8, St. Louis 3. **HR** – Watkins (1). **SH** – Frisch. **SB** – Martin (5).

Philadelphia	ip	h	r	er	bb	so
Earnshaw (L)	7.0	4	4	3	2	7
Walberg	1.0	1	0	0	1	2
St. Louis	ip	h	r	er	bb	so
Grimes (W)	8.2	7	2	2	5	6
Hallahan	0.1	0	0	0	0	0

WP – Earnshaw.

T – 1:57. **A** – 20,805

Umpires – Stark, McGowan, Klem, Nallin.

1971 ALCS

In their first trip to the ALCS, the Oakland A's ran into the defending World Champion Baltimore Orioles, losing in three straight games. Touted A's pitchers Vida Blue and Jim "Catfish" Hunter ran into problems during the series, leading to the A's downfall. Offensively, the A's got solid performances out of third baseman Sal Bando and right fielder Reggie Jackson, who hit .364 and .333 respectively.

In Game 1, Vida Blue took a 3-1 lead into the bottom of the seventh before allowing a RBI single to Mark Belanger, a RBI double by Curt Motton and a two-run double by Paul Blair. ALCS MVP Mike Cuellar tossed a complete game six-hitter to defeat the A's in Game 2. Jim Hunter also went the distance for the A's, allowing seven hits, including four home runs. In Game 3, Reggie Jackson homered twice and Sal Bando once but that was the A's only scoring as Jim Palmer tossed a complete game seven-hitter.

FINAL STATISTICS

PLAYER	AVG	G	AB	R	H	TB	2B	3B	HR	RBI	SH	SF	HP	BB	IBB	SO	SB	CS	DP	E	SLG	OBP
Bando	.364	3	11	3	4	9	2	0	1	1	0	0	0	1	0	0	0	0	1	0	.818	.417
Blefary	.000	1	1	0	0	0	0	0	0	0	0	0	0	0	0	1	0	0	0	0	.000	.000
Blue	.000	1	3	0	0	0	0	0	0	0	0	0	0	0	0	3	0	0	0	0	.000	.000
Campaneris	.167	3	12	0	2	3	1	0	0	0	0	0	0	0	0	1	0	1	0	0	.250	.167
Davis	.375	3	8	1	3	4	1	0	0	0	1	0	0	0	0	0	0	1	0	0	.500	.375
Duncan	.500	2	6	0	3	4	1	0	2	0	0	0	0	0	0	0	1	0	0	0	.667	.500
Epstein	.200	2	5	0	1	1	0	0	0	0	0	0	0	0	0	3	0	0	0	0	.200	.200
Green	.286	3	7	0	2	2	0	0	0	0	1	0	0	1	0	1	0	0	1	0	.286	.375
Hegan	.000	1	1	0	0	0	0	0	0	0	0	0	0	0	0	1	0	0	0	0	.000	.000
Hunter	.000	1	3	0	0	0	0	0	0	0	0	0	0	0	0	1	0	0	0	0	.000	.000
Jackson	.333	3	12	2	4	11	1	0	2	2	0	0	0	0	0	1	0	0	0	0	.917	.333
Mangual	.167	3	12	1	2	5	1	1	0	2	0	0	0	0	0	1	0	0	1	0	.417	.167
Monday	.000	1	3	0	0	0	0	0	0	0	0	0	0	1	0	2	0	0	0	0	.000	.250
Rudi	.143	2	7	0	1	2	1	0	0	0	0	0	0	1	0	0	0	0	0	0	.286	.250
Segui	.000	1	2	0	0	0	0	0	0	0	0	0	0	0	0	0	0	0	0	0	.000	.000
Tenace	.000	1	3	0	0	0	0	0	0	0	0	0	0	1	0	1	0	0	0	0	.000	.250
Totals	.229	3	96	7	22	41	8	1	3	7	2	0	0	5	0	16	0	3	3	0	.427	.267

PITCHER	W	L	ERA	G	GS	CG	GF	SHO	SV	IP	H	R	ER	HR	HB	BB	IBB	SO	WP	BK	AVG
Blue	0	1	6.43	1	1	0	0	0	0	7.0	7	5	5	0	0	2	0	8	0	0	.259
Fingers	0	0	7.71	2	0	0	1	0	0	2.1	2	2	2	0	0	1	0	2	0	0	.250
Grant	0	0	0.00	1	0	0	1	0	0	2.0	3	0	0	0	0	0	0	2	0	0	.333
Hunter	0	1	5.63	1	1	1	0	0	0	8.0	7	5	5	4	0	2	0	6	0	0	.233
Knowles	0	0	0.00	1	0	0	0	0	0	0.1	1	0	0	0	0	0	0	0	1	0	.500
Locker	0	0	0.00	1	0	0	0	0	0	0.2	0	0	0	0	0	2	0	0	0	0	.000
Segui	0	1	5.79	1	1	0	0	0	0	4.2	6	3	3	0	0	6	2	4	0	0	.333
Totals	0	3	5.40	3	3	1	2	0	0	25.0	26	15	15	4	0	13	2	22	1	0	.274

Game 1 — October 3
Baltimore 5, Oakland 3

Oakland	ab	r	h	bi
Campaneris ss	4	0	1	0
Rudi lf	4	0	1	0
Jackson cf	4	0	0	0
Davis 1b	4	1	1	0
Bando 3b	4	1	2	0
Mangual cf	4	1	2	2
Duncan c	3	0	2	1
Epstein ph	1	0	0	0
Green 2b	1	0	0	0
Blue p	3	0	0	0
Fingers p	0	0	0	0
Totals	32	3	9	3

Baltimore	ab	r	h	bi
Blair cf	4	0	1	2
Johnson 2b	4	1	1	0
Rettenmund lf	4	0	1	1
F. Robinson rf	3	1	0	0
Powell 1b	4	0	1	0
B. Robinson 3b	3	1	1	0
Etchebarren c	3	0	0	0
Belanger ss	2	1	1	1
McNally p	2	0	0	0
Motton ph	1	0	1	1
Palmer pr	0	1	0	0
Watt p	0	0	0	0
Totals	30	5	7	5

Oakland	020	100	000	3	9	0
Baltimore	000	100	40x	5	7	1

E – Johnson. DP – Oakland 1, Baltimore 2. LOB – Oakland 4, Baltimore 3. 2B – Rudi, Bando, Duncan, Mangual, Johnson, Rettenmund, Motton, Blair, Campaneris. 3B – Mangual. S – Green.

Oakland	ip	h	r	er	bb	so
Blue (L)	7.0	7	5	5	2	8
Fingers	1.0	0	0	0	0	1
Baltimore	ip	h	r	er	bb	so
McNally (W)	7.0	7	3	3	1	5
Watt (S)	2.0	2	0	0	0	1

T – 2:23. A – 42,621

Umpires – Soar, Napp, DiMuro, O'Donnell, Luciano, Kunkel.

Game 2 — October 4
Baltimore 5, Oakland 1

Oakland	ab	r	h	bi
Campaneris ss	4	0	1	0
Rudi lf	3	0	0	0
Jackson rf	4	0	1	0
Davis 1b	3	0	1	0
Bando 3b	4	1	1	0
Mangual cf	4	0	0	0
Duncan c	3	0	1	1
Green 2b	3	0	1	0
Hunter p	3	0	0	0
Totals	31	1	6	1

Baltimore	ab	r	h	bi
Buford lf	3	0	0	0
Blair cf	0	0	0	0
Johnson 2b	3	1	0	0
Powell 1b	4	2	2	3
F. Robinson rf	4	0	0	0
Rettenmund cf-lf	4	0	1	0
B. Robinson 3b	3	1	1	1
Hendricks c	3	1	2	1
Belanger ss	3	0	0	0
Cuellar p	3	0	1	0
Totals	30	5	7	5

Oakland	000	100	000	1	6	0
Baltimore	011	000	12x	5	7	0

LOB – Oakland 5, Baltimore 3. 2B – Davis, Bando, Jackson. HR – B. Robinson, Powell 2, Hendricks. S – Davis.

Oakland	ip	h	r	er	bb	so
Hunter (L)	8.0	7	5	5	2	6
Baltimore	ip	h	r	er	bb	so
Cuellar (W)	9.0	6	1	1	1	1

T – 2:04. A – 35,003

Umpires – Napp, O'Donnell, Luciano, DiMuro, Kunkel, Soar.

Game 3 — October 5
Baltimore 5, Oakland 3

Baltimore	ab	r	h	bi
Buford lf	4	1	3	0
Rettenmund pr-lf	0	0	0	0
Blair cf	5	1	2	0
Powell 1b	2	2	0	0
F. Robinson rf	5	1	1	1
Hendricks c	1	0	0	1
Etchebarren ph-c	2	0	0	0
B. Robinson 3b	5	0	2	2
Johnson 2b	3	0	2	0
Belanger ss	3	0	1	0
Palmer p	5	0	1	0
Totals	35	5	12	4

Oakland	ab	r	h	bi
Campaneris ss	4	0	0	0
Monday cf	3	0	0	0
Jackson rf	4	2	3	2
Epstein 1b	4	0	1	0
Bando 3b	3	1	1	1
Mangual lf	4	0	0	0
Tenace c	3	0	0	0
Green 2b	3	0	1	0
Hegan ph	1	0	0	0
Segui p	2	0	0	0
Fingers p	0	0	0	0
Knowles p	0	0	0	0
Locker p	0	0	0	0
Davis ph	1	0	1	0
Grant p	0	0	0	0
Blafery ph	1	0	0	0
Totals	33	3	7	3

Baltimore	100	020	200	5	12	0
Oakland	001	001	010	3	7	0

DP – Baltimore 1, Oakland 3. LOB – Baltimore 13, Oakland 6. 2B – Johnson, F. Robinson, B. Robinson. 3B – Buford. HR – Jackson 2, Bando. SF – Hendricks.

DP – Baltimore 1, Oakland 3. LOB – Baltimore 13, Oakland 6. 2B – Johnson, F. Robinson, B. Robinson. 3B – Buford. HR – Jackson 2, Bando. SF – Hendricks.

Baltimore	ip	h	r	er	bb	so
Palmer (W)	9.0	7	3	3	3	8
Oakland	ip	h	r	er	bb	so
Segui (L)	4.2	6	3	3	6	4
Fingers	1.1	2	2	2	1	1
Knowles	0.1	1	0	0	0	0
Locker	0.2	0	0	0	2	0
Grant	2.0	3	0	0	0	0

2
Fingers pitched to 2 batters in the 7th.

WP – Palmer, Knowles.

T – 2:49. A – 33,176

Umpires – DiMuro, Luciano, Soar, Kunkel, O'Donnell, Napp.

1972 ALCS

Forty-one years after the Philadelphia Athletics won the American League Pennant, the Oakland A's recorded the organization's next pennant with a hard fought 3 games to 2 triumph over Detroit. It was the first time in the four year history of the ALCS that the playoffs had gone more than three games. The A's used superb pitching, scoring just a total of 13 runs in the five games, but allowing only 10. The series also saw a near brawl between Tigers manager Billy Martin and A's shortstop Campy Campaneris, who threw his bat at Tiger hurler Lerrin LaGrow after being hit by a pitch.

In Game 1, the Tigers scored a run in the top of the 11th inning on an Al Kaline home run to take a 2-1 lead but Gonzalo Marquez tied the game in the bottom of the inning on a pinch hit RBI single. A Kaline throwing error on the play allowed Gene Tenace to score the winning run. ALCS MVP Blue Moon Odom tossed a three-hit shutout in a 5-0 A's win in Game 2. Campaneris had three hits, two runs and two steals but was suspended for the remainder of the playoffs by American League President Joe Cronin after the bat throwing incident. Joe Coleman blanked the A's 3-0 on seven hits in Game 3 and the Tigers won 4-3 in 10 innings in Game 4. The A's scored two runs in the top of the 10th for a 3-1 lead but the Tigers scored three times in the bottom of the 10th, including the game winning single by Jim Northrup. In Game 5, Vida Blue pitched four innings of shutout relief to pick up the save for Odom. Gene Tenace's two-out RBI single in the fourth inning scored George Hendrick with the winning run.

FINAL STATISTICS

PLAYER	AVG	G	AB	R	H	TB	2B	3B	HR	RBI	SH	SF	HP	BB	IBB	SO	SB	CS	DP	E	SLG	OBP
Alou	.381	5	21	2	8	12	4	0	0	2	1	0	1	0	0	2	1	1	1	0	.571	.409
Bando	.200	5	20	0	4	4	0	0	0	2	0	0	0	0	0	3	0	0	0	0	.200	.200
Blue	.000	4	1	0	0	0	0	0	0	0	0	0	0	0	0	0	0	0	0	0	.000	.000
Campaneris	.429	2	7	3	3	3	0	0	0	0	0	0	1	1	0	0	2	0	0	0	.429	.556
Cullen	.000	2	1	0	0	0	0	0	0	0	0	0	0	0	0	0	0	0	0	0	.000	.000
Duncan	.000	2	2	0	0	0	0	0	0	0	0	0	0	1	0	1	0	0	0	0	.000	.333
Epstein	.188	5	16	1	3	6	0	0	1	1	0	0	1	4	0	5	1	0	0	0	.375	.381
Fingers	.000	3	1	0	0	0	0	0	0	0	0	0	0	0	0	0	0	0	0	0	.000	.000
Green	.125	5	8	0	1	2	1	0	0	0	0	0	0	0	0	0	0	0	1	0	.250	.125
Hegan	.000	3	1	1	0	0	0	0	0	0	0	0	0	0	0	0	0	0	0	0	.000	.000
Hendrick	.143	5	7	2	1	1	0	0	0	0	0	0	0	0	0	1	0	0	0	0	.143	.143
Holtzman	.000	1	1	0	0	0	0	0	0	0	0	0	0	0	0	1	0	0	0	0	.000	.000
Hunter	.167	2	6	0	1	1	0	0	0	0	0	0	0	0	0	2	0	0	0	0	.167	.167
Jackson	.278	5	18	1	5	6	1	0	0	2	0	0	0	1	0	6	2	0	0	1	.333	.316
Kubiak	.500	4	4	0	2	2	0	0	0	1	0	0	0	0	0	0	0	0	0	0	1.500	.500
Mangual	.000	3	3	0	0	0	0	0	0	0	0	0	0	0	0	1	0	0	0	0	.000	.000
Marquez	.667	3	3	1	2	2	0	0	0	1	0	0	0	0	0	0	0	0	0	0	.667	.667
Maxvill	.125	5	8	0	1	1	0	0	0	0	0	0	1	0	0	2	1	0	0	0	.125	.222
Mincher	.000	1	1	0	0	0	0	0	0	0	0	0	0	0	0	1	0	0	0	0	.000	.000
Odom	.250	3	4	0	1	2	1	0	0	1	0	0	0	0	0	1	0	0	0	0	.500	.250
Rudi	.250	5	20	1	5	6	1	0	0	2	0	1	0	1	0	4	0	0	0	0	.300	.273
Tenace	.059	5	17	1	1	1	0	0	0	1	0	0	0	3	0	5	0	1	0	1	.059	.200
Totals	.224	5	170	13	38	49	8	0	1	10	4	1	3	12	0	35	7	2	2	3	.288	.285

PITCHER	W	L	ERA	G	GS	CG	GF	SHO	SV	IP	H	R	ER	HR	HB	BB	IBB	SO	WP	BK	AVG
Blue	0	0	0.00	4	0	0	1	0	1	5.1	4	0	0	0	0	1	1	5	0	0	.200
Fingers	1	0	1.69	3	0	0	1	0	0	5.1	4	1	1	1	0	1	0	3	0	0	.250
Hamilton	0	0	0.00	1	0	0	1	0	0	0.0	1	0	0	0	0	1	0	0	0	0	1.000
Holtzman	0	1	4.50	1	1	0	0	0	0	4.0	4	2	2	0	0	2	0	2	0	0	.267
Horlen	0	1	INF	1	0	0	0	0	0	0.0	0	1	1	0	0	1	0	0	1	0	.000
Hunter	0	0	1.17	2	2	0	0	0	0	15.1	10	2	2	2	0	5	1	9	0	0	.185
Locker	0	0	13.50	2	0	0	1	0	0	2.0	4	3	3	1	0	0	0	1	0	0	.444
Odom	2	0	0.00	2	2	1	0	1	0	14.0	5	1	0	0	0	2	0	5	1	0	.109
Totals	3	2	1.76	5	5	1	4	1	1	46.0	32	10	9	4	0	13	2	25	2	0	.198

Game 1 — October 7
Oakland 3, Detroit 2 (11)

Game 2 — October 8
Oakland 5, Detroit 0

Game 3 — October 10
Detroit 3, Oakland 0

Detroit	ab	r	h	bi
McAuliffe 2b	5	0	0	0
Kaline rf	5	1	1	1
Sims c	5	0	2	0
Cash 1b	3	1	1	1
Horton lf	3	0	0	0
G. Brown ph	1	0	0	0
Stanley cf	1	0	0	0
Northrup cf-lf	3	0	1	0
Rodriguez 3b	4	0	0	0
Brinkman ss	4	0	1	0
Lolich p	4	0	0	0
Seelbach p	0	0	0	0
Totals	38	2	6	2

Oakland	ab	r	h	bi
Campaneris ss	4	1	0	0
Alou rf	5	0	1	0
Rudi lf	4	0	0	1
Jackson cf	5	0	2	0
Bando 3b	4	0	2	0
Odom pr	0	0	0	0
Epstein 1b	3	0	2	0
Hegan pr	0	1	0	0
Tenace c	5	1	0	0
Green 2b	0	0	0	0
Mangual ph	1	0	0	0
Kubiak 2b	2	0	1	0
Hendrick ph	1	0	0	0
Maxvill 2b	0	0	0	0
Marquez ph	1	0	1	1
Hunter p	3	0	1	0
Blue p	0	0	0	0
Fingers p	1	0	0	0
Totals	39	3	10	2

Detroit	ab	r	h	bi
McAuliffe 2b	4	0	0	0
Kaline rf	4	0	1	0
Sims c	3	0	0	0
Cash 1b	3	0	1	0
Horton lf	3	0	0	0
Northrup cf	3	0	1	0
Taylor 2b	3	0	0	0
Rodriguez 3b	3	0	0	0
Fryman p	1	0	0	0
Brinkman ss	0	0	0	0
Scherman p	0	0	0	0
Haller ph	1	0	0	0
LaGrow p	0	0	0	0
Hiller p	0	0	0	0
G. Brown ph	1	0	0	0
Totals	29	0	3	0

Oakland	ab	r	h	bi
Campaneris ss	3	2	3	0
Maxvill pr-ss	0	0	0	0
Alou rf	4	1	1	1
Rudi lf	3	1	2	1
Jackson cf	4	0	1	2
Bando 3b	4	0	0	0
Epstein 1b	3	0	0	0
Hegan 1b	0	0	0	0
Tenace c	3	0	0	0
Green 2b	1	0	0	0
Hendrick ph	1	1	1	0
Kubiak 2b	1	0	0	0
Odom p	2	0	0	0
Totals	29	5	8	4

Detroit	000	000	000	0	3	1
Oakland	100	040	00x	5	8	0

Oakland	ab	r	h	bi
Alou rf	5	0	3	0
Maxvill ss	2	0	0	0
Duncan ph-c	1	0	0	0
Rudi lf	4	0	3	0
Jackson cf	4	0	0	0
Epstein 1b	4	0	0	0
Bando 3b	4	0	1	0
Tenace c-2b	2	0	0	0
Green 2b	1	0	0	0
Mincher ph	1	0	0	0
Kubiak 2b	0	0	0	0
Marquez ph	1	0	0	0
Cullen ss	1	0	0	0
Holtzman p	1	0	0	0
Mangual ph	1	0	0	0
Fingers p	0	0	0	0
Blue p	0	0	0	0
Hegan ph	1	0	0	0
Locker p	0	0	0	0
Hendrick ph	1	0	0	0
Totals	34	0	7	0

Detroit	ab	r	h	bi
Taylor 2b	4	0	0	0
Rodriguez 3b	4	0	0	0
Kaline rf	3	1	2	0
Freehan c	3	2	2	1
Horton lf	2	0	0	0
Northrup lf	1	0	0	0
Stanley cf	3	0	1	0
I. Brown 1b	2	0	1	2
Cash ph-1b	1	0	0	0
McAuliffe ss	3	0	1	0
Coleman p	2	0	1	0
Totals	28	3	8	3

One out when winning run scored.

Detroit	010	000	000	01	2	6	2
Oakland	001	000	000	02	3	10	1

E – McAuliffe, Kubiak, Kaline. **DP** – Detroit 1, Oakland 1. **LOB** – Detroit 6, Oakland 10. **2B** – Brinkman, Sims. **3B** – Sims. **HR** – Cash, Kaline. **S** – Bando, Cash. **SF** – Rudi.

Detroit	ip	h	r	er	bb	so
Lolich (L)	10.0	9	3	2	3	4
Seelbach	0.1	1	0	0	0	0
Oakland	ip	h	r	er	bb	so
Hunter	8.0	4	1	1	2	4
Blue	0.0	0	0	0	0	0
Fingers (W)	3.0	2	1	1	0	1

Hunter pitched to 1 batter in the 9th. Blue pitched to 1 batter in the 9th. Lolich pitched to 2 batters in the 11th. **T** – 3:09. **A** – 29,536
Umpires – Flaherty, Chylak, Rice, Den-
kinger, Barnett, Frantz.

E – McAuliffe. **DP** – Detroit 1. **LOB** – Detroit 2, Oakland 4. **2B** – Rudi, Jackson. **SB** – Cam-
paneris 2. **S** – Odom.

Detroit	ip	h	r	er	bb	so
Fryman (L)	4.1	7	4	4	1	5
Zachary	0.0	0	1	1	1	0
Scherman	0.2	1	0	0	0	1
LaGrow	1.0	0	0	0	0	1
Hiller	2.0	0	0	0	0	1
Oakland	ip	h	r	er	bb	so
Odom (W)	9.0	3	0	0	0	2

Zachary pitched to 1 batter in the 5th. La-
Grow pitched to 1 batter in the 7th.
HBP – by LaGrow (Campaneris). **WP** – Zach-
ary 2.
T – 2:37. **A** – 31,088
Umpires – Chylak, Rice, Frantz, Barnett,
Denkinger, Flaherty.

Oakland	000	000	000	0	7	0
Detroit	000	200	01x	3	8	1

E – McAuliffe. **DP** – Oakland 3, Detroit 1. **LOB** – Oakland 10, Detroit 5. **2B** – Alou 2, Freehan. **HR** – Freehan. **SB** – Alou, Maxvill. **S** – Freehan.

Oakland	ip	h	r	er	bb	so
Holtzman (L)	4.0	4	2	3	2	2
Fingers	1.2	2	0	0	1	1
Blue	0.1	0	0	0	0	0
Locker	2.0	2	1	1	0	1
Detroit	ip	h	r	er	bb	so
Coleman (W)	9.0	7	0	0	3	14

T – 2:27. **A** – 41,156
Umpires – Rice, Denkinger, Chylak, Frantz,
Flaherty and Barnett.

Game 4 — October 11
Detroit 4, Oakland 3 (10)

Game 5 — October 12
Oakland 2, Detroit 1

Oakland	ab	r	h	bi
Alou rf	5	1	2	1
Maxvill ss	2	0	1	0
Hendrick ph	1	0	0	0
Cullen ss	0	0	0	0
Mangual ph	1	0	0	0
Kubiak ss	1	0	1	1
Rudi lf	5	0	0	0
Jackson cf	5	0	2	0
Bando 3b	5	0	0	0
Epstein 1b	3	1	1	1
Tenace c-2b	4	0	0	0
Green 2b	2	0	1	0
Duncan ph-c	1	0	0	0
Hunter p	3	0	0	0
Fingers p	0	0	0	0
Blue p	0	0	0	0
Marquez ph	1	1	1	0
Locker p	0	0	0	0
Horlen p	0	0	0	0
Hamilton p	0	0	0	0
Totals	39	3	9	3

Detroit	ab	r	h	bi
McAuliffe ss	4	2	2	1
Kaline rf	3	1	1	0
Sims lf	3	0	1	0
Stanley cf	1	0	1	0
G. Brown ph	0	1	0	0
Freehan c	5	0	1	1
Cash 1b	4	0	1	1
Northrup cf-1f	5	0	1	1
Taylor 2b	4	0	2	0
Rodriguez 3b	2	0	0	0
Lolich p	3	0	0	0
Horton ph	1	0	0	0
Seelbach p	0	0	0	0
Hiller p	0	0	0	0
Totals	35	4	10	4

None out when winning run scored.

Oakland	000	000	100	2	3	9	2
Detroit	001	000	000	3	4	10	1

E – Jackson, Rodriguez, Tenace. **DP** – Oakland 1. **LOB** – Oakland 8, Detroit 11. **2B** – Sims, Green, Taylor 2, Alou 2. **HR** – McAuliffe, Epstein. **S** – Kaline.

Oakland	ip	h	r	er	bb	so
Hunter	7.1	6	1	1	3	5
Fingers	0.2	0	0	0	0	1
Blue	1.0	1	0	0	1	2
Locker	0.0	2	2	2	0	0
Horlen (L)	0.0	0	1	1	1	0
Hamilton	0.0	1	0	0	1	0
Detroit	ip	h	r	er	bb	so
Lolich	9.0	5	1	1	2	6
Seelbach	0.2	3	2	2	0	0
Hiller (W)	0.1	1	0	0	0	0

Locker pitched to two batters in the 10th.
 Horlen pitched to two batters in the 10th.
 Hamilton pitched to two batters in the 10th.

WP – Horlen
T – 3:04. **A** – 37,615
Umpires – Denkinger, Chylak, Rice, Flaherty, Barnett and Frantz.

Oakland	ab	r	h	bi
Alou rf	2	0	1	0
Maxvill ss	4	0	0	0
Rudi lf	4	0	0	0
Jackson cf	0	1	0	0
Hendrick cf	3	1	0	0
Bando 3b	3	0	1	0
Epstein 1b	3	0	0	0
Tenace c	3	0	1	1
Green 2b	4	0	0	0
Odom p	2	0	1	0
Blue p	1	0	0	0
Totals	29	2	4	1

Detroit	ab	r	h	bi
McAuliffe ss	4	1	1	0
Kaline rf	4	0	0	0
Sims lf	3	0	0	0
Freehan c	4	0	0	1
Cash 1b	4	0	1	0
Niekro ph	0	0	0	0
Northrup cf	2	0	2	0
Stanley ph	1	0	0	0
Taylor 2b	4	0	0	0
Rodriguez 3b	3	0	0	0
Fryman p	2	0	0	0
Horton ph	1	0	1	0
Knox pr	0	0	0	0
Hiller p	0	0	0	0
Totals	32	1	5	1

Oakland	010	100	000	2	4	0
Detroit	100	000	000	1	5	2

E – McAuliffe, Sims. **DP** – Detroit 1. **LOB** – Oakland 6, Detroit 4. **2B** – Odom. **SB** – Jackson 2, Epstein. **S** – Bando, Alou.

Oakland	ip	h	r	er	bb	so
Odom (W)	5.0	2	1	0	2	3
Blue (S)	4.0	3	0	0	0	3
Detroit	ip	h	r	er	bb	so
Fryman (L)	8.0	4	2	1	1	3
Hiller	1.0	0	0	0	1	0

HBP – by Fryman (Epstein, Alou). **WP** – Odom. **BK** – Fryman. **PB** – Tenace.
T – 2:48. **A** – 50,276
Umpires – Chylak, Rice, Barnett, Flaherty, Frantz and Denkinger.

1972 WORLD SERIES

The A's win their first World Championship in Oakland, the first for the Athletics franchise since 1930, defeating Cincinnati, 4 games to 3. Six of the seven games are decided by one run and Gene Tenace picks up the offensive slack for Reggie Jackson who misses the entire series after pulling a hamstring in the ALCS. Tenace hits .348 with four home runs and nine RBI in the seven games to earn World Series MVP honors.

Tenace homers in his first two at bats of the series, hitting a two-run homer in the second and a solo shot in the fifth to lead the A's to a 3-2 win in Game 1. Catfish Hunter tossed 8 2/3 innings of six-hit, one-run baseball in Game 2 before yielding to Rollie Fingers who got the final out in the A's 2-1 win. Joe Rudi homered and made a spectacular catch off the bat of Denis Menke in the ninth. After a rainout in Oakland, the Reds won Game 3, 1-0 on a combined three-hitter by Jack Billingham and Clay Carroll. In Game 4, the A's trailed 2-1 entering the bottom of the ninth before scoring twice on pinch hit RBI singles by Don Mincher and Angel Mangual to take a 3-1 lead in the series. The Reds scored once in the eighth and once in the ninth off Rollie Fingers to win Game 5, 5-4 and then won 8-1 in Game 6 to even the series at three games each. In Game 7, the score was tied at one after five innings when Tenace delivered a RBI double to give the A's the lead. Sal Bando followed with a RBI double and Rollie Fingers pitched two scoreless innings for the save.

FINAL STATISTICS

PLAYER	AVG	G	AB	R	H	TB	2B	3B	HR	RBI	SH	SF	HP	BB	IBB	SO	SB	CS	DP	E	SLG	OBP
Alou	.042	7	24	0	1	1	0	0	0	0	1	0	0	3	1	0	1	0	0	1	.042	.148
Bando	.269	7	26	2	7	8	1	0	0	1	0	0	0	2	1	5	0	0	1	1	.308	.321
Blue	.000	4	1	0	0	0	0	0	0	0	0	0	0	2	0	1	0	0	0	0	.000	.667
Campaneris	.179	7	28	1	5	5	0	0	0	0	2	0	0	1	0	4	0	1	0	1	.179	.207
Duncan	.200	3	5	0	1	1	0	0	0	0	0	0	0	1	0	3	0	0	0	0	.200	.333
Epstein	.000	6	16	1	0	0	0	0	0	0	0	0	0	5	1	3	0	0	0	2	.000	.238
Fingers	.000	6	1	0	0	0	0	0	0	0	1	0	0	0	0	0	0	0	0	0	.000	.000
Green	.333	7	18	0	6	8	2	0	0	1	0	0	0	0	0	4	0	0	0	0	.444	.333
Hegan	.200	6	5	0	1	1	0	0	0	0	0	0	0	0	0	2	0	0	0	0	.200	.200
Hendrick	.133	5	15	3	2	2	0	0	0	0	1	0	0	1	0	2	0	0	1	0	.133	.188
Holtzman	.000	3	5	0	0	0	0	0	0	0	0	0	0	0	0	0	0	0	0	0	.000	.000
Hunter	.200	3	5	0	1	1	0	0	0	1	0	0	0	2	0	1	0	0	0	1	.200	.429
Kubiak	.333	4	3	0	1	1	0	0	0	0	0	0	0	0	0	0	0	0	0	0	.333	.333
Lewis	—	6	0	2	0	0	0	0	0	0	0	0	0	0	0	0	0	2	0	0	—	—
Mangual	.300	4	10	1	3	3	0	0	0	1	1	0	0	0	0	0	0	0	0	1	.300	.300
Marquez	.600	5	5	0	3	3	0	0	0	1	0	0	0	0	0	0	0	0	0	0	.600	.600
Mincher	1.000	3	1	0	1	1	0	0	0	1	0	0	0	0	0	0	0	0	0	0	1.000	1.000
Odom	.000	4	4	0	0	0	0	0	0	0	0	0	0	0	0	3	0	0	0	0	.000	.000
Rudi	.240	7	25	1	6	9	0	0	1	1	0	0	1	2	1	5	0	0	0	0	.360	.321
Tenace	.348	7	23	5	8	21	1	0	4	9	0	0	0	2	1	4	0	0	0	1	.913	.400
Totals	.209	7	220	16	46	65	4	0	5	16	6	0	1	21	5	37	1	3	2	9	.295	.281

PITCHER	W	L	ERA	G	GS	CG	GF	SHO	SV	IP	H	R	ER	HR	HB	BB	IBB	SO	WP	BK	AVG
Blue	0	1	4.15	4	1	0	1	0	1	8.2	8	4	4	1	0	5	1	5	1	0	.258
Fingers	1	1	1.74	6	0	0	4	0	2	10.1	4	2	2	0	1	4	2	11	1	0	.125
Hamilton	0	0	27.00	2	0	0	1	0	0	1.1	3	4	4	0	0	1	1	1	0	0	.500
Holtzman	1	0	2.13	3	2	0	0	0	0	12.2	11	3	3	0	0	3	1	4	0	0	.234
Horlen	0	0	6.75	1	0	0	1	0	0	1.1	2	1	1	0	0	2	1	1	1	0	.333
Hunter	2	0	2.81	3	2	0	0	0	0	16.0	12	5	5	2	0	6	2	11	1	0	.203
Locker	0	0	0.00	1	0	0	0	0	0	0.1	1	0	0	0	0	0	0	0	0	0	.500
Odom	0	1	1.59	2	2	0	0	0	0	11.1	5	2	2	0	0	6	0	13	0	0	.135
Totals	4	3	3.05	7	7	0	7	0	3	62.0	46	21	21	3	1	27	8	46	4	0	.209

Game 1 — October 14
Oakland 3, Cincinnati 2

Game 2 — October 15
Oakland 2, Cincinnati 1

Game 3 — October 18
Cincinnati 1, Oakland 0

Oakland	ab	r	h	bi
Campaneris ss	3	0	2	0
Rudi lf	4	0	0	0
Alou rf	3	0	0	0
Epstein 1b	3	0	0	0
Lewis pr	0	0	0	0
Hegan 1b	0	0	0	0
Bando 3b	4	0	0	0
Hendrick cf	2	1	0	0
Tenace c	3	2	2	3
Green 2b	2	0	0	0
Marquez ph	1	0	0	0
Kubiak 2b	0	0	0	0
Holtzman p	2	0	0	0
Fingers p	0	0	0	0
Blue p	0	0	0	0
Totals	27	3	4	3

Cincinnati	ab	r	h	bi
Rice lf	4	0	0	0
Morgan 2b	3	0	0	0
Tolan cf	4	0	1	0
Bench c	3	2	2	0
Perez 1b	4	0	2	0
Menke 3b	3	0	0	1
Geronimo rf	3	0	0	0
McRae ph	1	0	1	0
Foster pr	0	0	0	0
Concepcion ss	2	0	1	1
Nolan p	2	0	0	0
Borbon p	0	0	0	0
Uhlaender ph	1	0	0	0
Carroll p	0	0	0	0
Javier ph	1	0	0	0
Totals	31	2	7	2

Oakland	020	010	000	3	4	0
Cincinnati	010	100	000	2	7	0

DP – Cincinnati 1. **LOB** – Oakland 2, Cincinnati 8. **2B** – Bench. **HR** – Tenace 2. **CS** – Campaneris, Lewis, Tolan, Concepcion. **S** – Campaneris, Concepcion.

Oakland	ip	h	r	er	bb	so
Holtzman (W)	5.0	5	2	2	3	3
Fingers	1.2	1	0	0	1	3
Blue (S)	2.1	1	0	0	1	1
Cincinnati	ip	h	r	er	bb	so
Nolan (L)	6.0	4	3	3	2	0
Borbon	1.0	0	0	0	0	0
Carroll	2.0	0	0	0	2	1

Holtzman pitched to one batter in the 6th.
WP – Blue. **T** – 2:18. **A** – 52,918
Umpires – Pelekoudas, Honochick, Steiner, Umont, Engel, Haller.

Oakland	ab	r	h	bi
Campaneris ss	5	0	1	0
Alou rf	4	0	1	0
Rudi lf	3	1	2	1
Epstein 1b	2	0	0	0
Lewis pr	0	0	0	0
Hegan 1b	1	0	0	0
Bando 3b	4	0	1	0
Hendrick cf	4	1	1	0
Tenace c	4	0	0	0
Green 2b	4	0	2	0
Hunter p	3	0	1	1
Fingers p	0	0	0	0
Totals	34	2	9	2

Cincinnati	ab	r	h	bi
Rose lf	4	0	1	0
Morgan 2b	4	0	0	0
Tolan cf	4	0	0	0
Bench c	3	0	1	0
Perez 1b	3	1	2	0
Menke 3b	4	0	0	0
Geronimo rf	4	0	0	0
Chaney ss	2	0	0	0
McRae ph	1	0	1	1
Concepcion pr	0	0	0	0
Grimsley p	1	0	0	0
Uhlaender ph	1	0	1	0
Borbon p	0	0	0	0
Hague ph	1	0	0	0
Hall p	0	0	0	0
Javier ph	1	0	0	0
Totals	33	1	6	1

Oakland	011	000	000	2	9	2
Cincinnati	000	000	001	1	6	0

E – Epstein, Hunter. **DP** – Oakland 1, Cincinnati 1. **LOB** – Oakland 8, Cincinnati 8. **2B** – Uhlaender. **HR** – Rudi. **SB** – Morgan, Alou. **CS** – Lewis.

Oakland	ip	h	r	er	bb	so
Hunter (W)	8.2	6	1	1	3	6
Fingers (S)	0.1	0	0	0	0	0
Cincinnati	ip	h	r	er	bb	so
Grimsley (L)	5.0	6	2	2	0	1
Borbon	2.0	0	0	0	1	4
Hall	2.0	3	0	0	2	2

T – 2:26. **A** – 53,224
Umpires – Honochick, Steiner, Umont, Engel, Haller and Pelekoudas.

Cincinnati	ab	r	h	bi
Rose lf	3	0	0	0
Morgan 2b	3	0	0	0
Tolan cf	4	0	1	0
Bench c	4	0	0	0
Perez 1b	3	1	1	0
Menke 3b	2	0	1	0
Geronimo rf	4	0	1	1
Chaney ss	4	0	0	0
Billingham p	4	0	0	0
Carroll p	0	0	0	0
Totals	31	1	4	1

Oakland	ab	r	h	bi
Campaneris ss	3	0	0	0
Alou rf	3	0	0	0
Rudi lf	4	0	1	0
Epstein 1b	2	0	0	0
Bando 3b	4	0	0	0
Hendrick cf	4	0	0	0
Tenace c	3	0	0	0
Green 2b	2	0	1	0
Marquez ph	1	0	1	0
Lewis pr	0	0	0	0
Kubiak 2b	0	0	0	0
Odor p	2	0	0	0
Hegan ph	1	0	0	0
Blue p	0	0	0	0
Fingers p	0	0	0	0
Totals	29	0	3	0

Cincinnati	000	000	100	1	4	2
Oakland	000	000	000	0	3	2

E – Morgan, Bench, Epstein, Tenace. **DP** – Cincinnati 1. **LOB** – Cincinnati 8, Oakland 6. **SB** – Rose, Geronimo, Tolan. **S** – Alou, Menke.

Cincinnati	ip	h	r	er	bb	so
Billingham (W)	8.0	3	0	0	3	7
Carroll (S)	1.0	0	0	0	0	0
Oakland	ip	h	r	er	bb	so
Odor (L)	7.0	3	1	1	2	11
Blue	0.1	1	0	0	1	0
Fingers	1.2	0	0	0	1	3

T – 2:46. **A** – 49,410
Umpires – Steiner, Umont, Engel, Haller, Pelekoudas and Honochick.

Game 4 — October 19
Oakland 3, Cincinnati 2

Cincinnati	ab	r	h	bi
Rose lf	4	0	0	0
Morgan 2b	3	1	0	0
Tolan cf	4	0	1	2
Bench c	4	0	2	0
Perez 1b	4	0	2	0
McRae rf	4	0	1	0
Geronimo rf	0	0	0	0
Menke 3b	4	0	0	0
Concepcion ss	3	1	1	0
Gullett p	2	0	0	0
Javier ph	0	0	0	0
Borbon p	0	0	0	0
Carroll p	0	0	0	0
Totals	32	2	7	2

Oakland	ab	r	h	bi
Campaneris ss	4	0	0	0
Alou rf	3	0	0	0
Rudi lf	4	0	2	0
Bando 3b	3	0	2	0
Epstein 1b	3	0	0	0
Hegan 1b	1	0	0	0
Hendrick cf	3	0	0	0
Marquez ph	1	0	1	0
Lewis pr	0	1	0	0
Tenace c	4	2	2	1
Green 2b	3	0	1	0
Mincher ph	1	0	1	1
Odum pr	0	0	0	0
Holtzman p	3	0	0	0
Blue p	0	0	0	0
Fingers p	0	0	0	0
Mangual ph	1	0	1	1
Totals	34	3	10	3

Cincinnati	000	000	020	2	7	1
Oakland	000	010	002	3	10	1

E – Perez, Holtzman. **DP** – Cincinnati 1, Oakland 1. **LOB** – Cincinnati 5, Oakland 8. **2B** – Green, Tolan. **HR** – Tenace. **SB** – Bench. **CS** – Perez. **S** – Javier.

Cincinnati	ip	h	r	er	bb	so
Gullett	7.0	5	1	1	1	2
Borbon	1.1	2	1	1	0	0
Carroll (L)	0.0	3	1	1	0	0
Oakland	ip	h	r	er	bb	so
Holtzman	7.2	5	1	1	0	1
Blue	0.1	2	1	1	1	0
Fingers (W)	1.0	0	0	0	0	1

Blue pitched to one batter in the 9th. Carroll pitched to three batters in the 9th.
T – 2:06. **A** – 49,410
Umpires – Umont, Engel, Haller, Pelekoudas, Honochick and Steiner.

Game 5 — October 20
Cincinnati 5, Oakland 4

Cincinnati	ab	r	h	bi
Rose lf	5	1	3	2
Morgan 2b	3	2	0	0
Tolan cf	4	0	2	2
Bench c	4	0	0	0
Perez 1b	4	0	1	0
Menke 3b	3	1	1	1
Geronimo rf	4	1	1	0
Chaney ss	1	0	0	0
Hague ph	1	0	0	0
Carroll p	0	0	0	0
Grimsley p	0	0	0	0
Billingham p	0	0	0	0
McGlothlin p	1	0	0	0
Borbon p	0	0	0	0
Uhlaender ph	1	0	0	0
Hall p	0	0	0	0
Concepcion ph-ss	2	0	0	0
Totals	33	5	8	5

Oakland	ab	r	h	bi
Campaneris ss	5	0	0	0
Alou rf	4	0	0	0
Rudi lf	3	0	0	0
Epstein 1b	2	1	0	0
Hegan 1b	1	0	1	0
Bando 3b	3	1	1	0
Hendrick cf	2	1	1	0
Mangual ph-cf	1	0	0	0
Tenace c	2	1	1	3
Odum pr	0	0	0	0
Green 2b	1	0	0	0
Marquez ph	1	0	1	1
Lewis pr	0	0	0	0
Kubiak 2b	2	0	1	0
Hunter p	2	0	0	0
Fingers p	0	0	0	0
Hamilton p	0	0	0	0
Duncan ph	1	0	1	0
Totals	30	4	7	4

Cincinnati	100	110	011	5	8	0
Oakland	030	100	000	4	7	2

E – Alou, Bando. **DP** – Cincinnati 1, Oakland 1. **LOB** – Cincinnati 6, Oakland 6. **2B** – Perez. **HR** – Rose, Tenace, Menke. **SB** – Tolan 2, Morgan. **S** – Menke, Hendrick, Fingers, Grimsley.

Cincinnati	ip	h	r	er	bb	so
McGlothlin	3.0	2	4	4	2	3
Borbon	1.0	1	0	0	1	0
Hall	2.0	0	0	0	0	1
Carroll	1.2	3	0	0	0	1
Grimsley (W)	0.2	0	0	0	1	0
Billingham (S)	0.2	1	0	0	0	0
Oakland	ip	h	r	er	bb	so
Hunter	4.2	5	3	3	2	2
Fingers (L)	3.2	3	2	2	1	4
Hamilton	0.2	0	0	0	0	0

McGlothlin pitched to two batters in the 4th.
WP – Fingers. **HBP** – Rudi (by McGlothlin)
T – 2:26. **A** – 49,410
Umpires – Engel, Haller, Pelekoudas, Honochick and Steiner and Umont.

Game 6 — October 21
Cincinnati 8, Oakland 1

Oakland	ab	r	h	bi
Campaneris ss	4	0	0	0
Alou rf	4	0	0	0
Rudi lf	4	0	1	0
Epstein 1b	4	0	0	0
Bando 3b	4	1	2	0
Mangual cf	4	0	2	0
Tenace c	4	0	1	0
Green 2b	2	0	1	1
Marquez ph	1	0	0	0
Kubiak 2b	1	0	0	0
Blue p	1	0	0	0
Locker p	0	0	0	0
Duncan ph	1	0	0	0
Hamilton p	0	0	0	0
Horlen p	0	0	0	0
Totals	34	1	7	1

Cincinnati	ab	r	h	bi
Rose lf	3	1	0	0
Morgan 2b	5	1	2	1
Tolan cf	4	2	2	2
Bench c	2	2	1	1
Perez 1b	3	0	1	1
McRae ph	3	1	1	0
Geronimo rf	1	0	1	2
Menke 3b	4	0	0	0
Concepcion ss	3	1	2	1
Nolan p	1	0	0	0
Grimsley p	1	0	0	0
Borbon p	0	0	0	0
Hall p	2	0	0	0
Totals	32	8	10	8

Oakland	000	010	000	1	7	1
Cincinnati	000	111	50x	8	10	0

E – Mangual. **LOB** – Oakland 7, Cincinnati 6. **2B** – Morgan, Green, McRae. **3B** – Concepcion. **HR** – Bench. **SB** – Tolan, Concepcion 2. **CS** – Rose. **SF** – Concepcion.

Oakland	ip	h	r	er	bb	so
Blue (L)	5.2	4	3	3	2	4
Locker	0.1	1	0	0	0	0
Hamilton	0.2	3	4	4	1	1
Horlen	1.1	2	1	1	2	1
Cincinnati	ip	h	r	er	bb	so
Nolan	4.2	3	1	1	0	3
Grimsley (W)	1.0	1	0	0	1	0
Blue	1.0	1	0	0	0	0
Hall (S)	2.1	2	0	0	0	1

WP – Horlen.
T – 2:21. **A** – 52,737
Umpires – Haller, Pelekoudas, Honochick, Steiner, Umont and Engel.

Game 7 — October 22

Oakland 3, Cincinnati 2

Oakland	ab	r	h	bi
Campaneris ss	4	1	2	0
Mangual cf	4	1	0	0
Rudi lf	3	0	0	0
Tenace 1b	3	0	2	2
Lewis pr	0	1	0	0
Hegan 1b	1	0	0	0
Bando 3b	4	0	1	1
Alou rf	3	0	0	0
Duncan c	3	0	0	0
Green 2b	4	0	1	0
Odom p	2	0	0	0
Hunter p	0	0	0	0
Holtzman p	0	0	0	0
Fingers p	1	0	0	0
Totals	32	3	6	3

Cincinnati	ab	r	h	bi
Rose lf	5	1	2	0
Morgan 2b	3	0	1	0
Tolan cf	2	0	0	0
Foster rf	0	0	0	0
Hague ph-rf	1	0	0	0
Bench c	3	0	0	0
Perez 1b	2	1	1	1
Menke 3b	4	0	0	0
Geronimo rf-cf	3	0	0	0
Concepcion ss	3	0	0	0
Billingham p	1	0	0	0
McRae ph	0	0	0	1
Borbon p	0	0	0	0
Carroll p	0	0	0	0
Grimsley p	0	0	0	0
Uhlaender ph	1	0	0	0
Hall p	0	0	0	0
Chaney ph	0	0	0	0
Totals	28	2	4	2

Oakland	100	002	000	3	6	1
Cincinnati	000	010	010	2	4	2

E – Campaneris, Tolan, Concepcion. **DP** – Oakland 1. **LOB** – Oakland 8, Cincinnati 8. **2B** – Perez, Tenace, Bando, Morgan. **SB** – Bench. **S** – Mangual, Campaneris. **CS** – Duncan, Morgan. **SF** – McRae, Perez.

Oakland	ip	h	r	er	bb	so
Odom	4.1	2	1	1	4	2
Hunter (W)	2.2	1	1	1	1	3
Holtzman	0.0	1	0	0	0	0
Fingers (S)	2.0	0	0	0	1	0
Cincinnati	ip	h	r	er	bb	so
Billingham	5.0	2	1	0	1	4
Borbon (L)	0.2	3	2	2	0	0
Carroll	1.0	0	0	0	2	1
Grimsley	0.1	0	0	0	1	1
Hall	2.0	1	0	0	0	3

Hunter pitched to one batter in the 8th.
 Holtzman pitched to one batter in the 8th.
WP – Hunter. **HPB** – by Fingers (Chaney).
T – 2:50. **A** – 56,040

Umpires – Pelekoudas, Honochick, Steiner, Umont, Engel and Haller.

1973 ALCS

The A's win their second consecutive American League Pennant, defeating Baltimore 3 games to 2. It was the second consecutive year that the ALCS had gone the maximum five games after having been decided in three games each year previously. In a rematch of the 1971 ALCS, it was pitching again that was the key, this time for the A's. Five of the six A's pitchers had ERA's under 2.00 for the series.

Jim Palmer tossed a five-hit shutout to defeat the A's 6-0 in Game 1 but the A's evened the series with a 6-3 win in Game 2. Sal Bando homered twice off Dave McNally and Campy Campaneris and Joe Rudi also homered for the A's. The A's won Game 3, 2-1 in 11 innings as both Ken Holtzman and Mike Cuellar went the distance. Holtzman allowed just three hits and Cuellar had allowed just three before Campaneris homered to lead off the bottom of the 11th. The A's appeared to have the series locked up in Game 4 as they had a 4-0 lead after six innings. Baltimore then scored four times off Vida Blue in the seventh and once off losing pitcher Rollie Fingers in the eighth for a 5-4 win. ALCS MVP Catfish Hunter then tossed a five-hit shutout in Game 5 as the A's won 3-0 to clinch the series.

FINAL STATISTICS

PLAYER	AVG	G	AB	R	H	TB	2B	3B	HR	RBI	SH	SF	HP	BB	IBB	SO	SB	CS	DP	E	SLG	OBP
Alou	.333	4	6	0	2	2	0	0	0	1	0	0	0	0	0	1	0	0	0	0	.333	.333
Andrews	.000	2	1	0	0	0	0	0	0	0	1	0	0	0	0	0	0	0	0	0	.000	.000
Bando	.167	5	18	2	3	9	0	0	2	3	0	0	1	3	0	6	0	0	0	0	.500	.318
Bourque	.000	2	1	0	0	0	0	0	0	0	0	0	0	2	1	1	0	0	0	0	.000	.667
Campaneris	.333	5	21	3	7	14	1	0	2	3	0	0	2	0	2	3	0	0	2	.667	.391	
Conigliaro	.000	1	4	0	0	0	0	0	0	0	0	0	0	0	0	2	0	0	0	0	.000	.000
Davalillo	.625	4	8	2	5	8	1	1	0	1	0	0	0	1	1	0	0	0	1	1	1.000	.667
Fosse	.091	5	11	2	1	2	1	0	0	3	1	1	0	2	0	2	0	0	0	0	.182	.214
Green	.077	5	13	0	1	2	1	0	0	1	1	0	0	0	0	4	0	0	0	1	.154	.077
Jackson	.143	5	21	0	3	3	0	0	0	0	0	0	0	0	0	6	0	1	0	0	.143	.143
Johnson	.100	4	10	0	1	1	0	0	0	0	0	0	0	2	0	6	0	0	0	0	.100	.250
Kubiak	.000	3	2	0	0	0	0	0	0	0	0	0	0	0	0	1	0	0	1	0	.000	.000
Lewis	—	2	0	1	0	0	0	0	0	0	0	0	0	0	0	0	0	0	0	0	—	—
Mangual	.111	3	9	1	1	1	0	0	0	0	0	0	0	0	3	0	0	0	0	0	.111	.111
Rudi	.222	5	18	1	4	7	0	0	1	3	1	0	0	3	1	1	0	0	0	0	.389	.333
Tenace	.235	5	17	3	4	5	1	0	0	0	0	0	1	2	0	4	0	0	0	0	.294	.350
Totals	.200	5	160	15	32	54	5	1	5	15	4	1	2	17	3	39	3	1	2	4	.338	.283

PITCHER	W	L	ERA	G	GS	CG	GF	SHO	SV	IP	H	R	ER	HR	HB	BB	IBB	SO	WP	BK	AVG
Blue	0	1	10.29	2	2	0	0	0	0	7.0	8	8	8	1	0	5	0	3	1	0	.286
Fingers	0	1	1.93	3	0	0	3	0	1	4.2	4	1	1	1	0	2	0	4	0	0	.250
Holtzman	1	0	0.82	1	1	1	0	0	0	11.0	3	1	1	1	0	1	0	7	0	0	.081
Hunter	2	0	1.65	2	2	1	0	1	0	16.1	12	3	3	0	1	5	1	6	0	0	.200
Odom	0	0	1.80	1	0	0	0	0	0	5.0	6	2	1	0	0	2	0	4	0	0	.286
Pina	0	0	0.00	1	0	0	0	0	0	2.0	3	0	0	0	1	1	0	1	0	0	.333
Totals	3	2	2.74	5	5	2	3	1	1	46.0	36	15	14	3	2	16	1	25	1	0	.211

Game 1 — October 6
Baltimore 6, Oakland 0

Game 2 — October 7
Oakland 6, Baltimore 3

Game 3 — October 9
Oakland 2, Baltimore 1 (11)

Oakland	ab	r	h	bi
Campaneris ss	3	0	1	0
Rudi lf	2	0	0	0
Bando 3b	3	0	0	0
Jackson rf	4	0	1	0
Johnson dh	2	0	0	0
Borque dh	1	0	0	0
Tenace 1b-c	4	0	1	0
Mangual cf	4	0	0	0
Fosse c	2	0	0	0
Davalillo ph-1b	2	0	2	0
Green 2b	2	0	0	0
Alou ph	1	0	0	0
Kubiak 2b	1	0	0	0
Blue p	0	0	0	0
Pina p	0	0	0	0
Odom p	0	0	0	0
Fingers p	0	0	0	0
Totals	31	0	5	0

Baltimore	ab	r	h	bi
Rettenmund rf	4	1	1	0
Grich 2b	5	0	0	0
Blair cf	4	2	1	0
Davis dh	5	1	3	1
Baylor lf	3	2	2	1
Robinson 3b	5	0	0	0
Williams 1b	4	0	2	2
Etchebarren c	3	0	2	1
Belanger ss	3	0	1	1
Palmer p	0	0	0	0
Totals	36	6	12	6

Oakland	000	000	000	0	5	1
Baltimore	400	000	11x	6	12	0

E – Campaneris. **DP** – Oakland 1, Baltimore 1. **LOB** – Oakland 9, Baltimore 12. **2B** – Davis, Williams, Davalillo. **SB** – Campaneris.

Oakland	ip	h	r	er	bb	so
Blue (L)	0.2	3	4	4	2	2
Pina	2.0	3	0	0	1	1
Odom	5.0	6	2	1	2	4
Fingers	0.1	0	0	0	0	0
Baltimore	ip	h	r	er	bb	so
Palmer (W)	9.0	5	0	0	5	12

HBP – by Pina (Etchebarren). **WP** – Blue. **T** – 2:51. **A** – 41,279
Umpires – Chylak, Haller, Maloney, Odom, Anthony and McCoy.

Oakland	ab	r	h	bi
Campaneris ss	5	2	3	2
Rudi lf	4	1	2	1
Bando 3b	4	2	2	3
Jackson rf	5	0	0	0
Tenace 1b	3	0	0	0
Johnson dh	4	0	1	0
Mangual cf	4	1	1	0
Fosse c	3	0	0	0
Green 2b	4	0	0	0
Hunter p	0	0	0	0
Fingers p	0	0	0	0
Totals	36	6	9	6

Baltimore	ab	r	h	bi
Bumby lf	4	1	0	0
Coggins rf-cf	5	1	2	0
Davis dh	5	0	2	1
Powell 1b	4	1	0	0
Williams c	4	0	2	1
Blair cf	3	0	0	0
Crowley ph-rf	1	0	0	0
Robinson 3b	3	0	1	1
Hood pr	0	0	0	0
Baker ss	0	0	0	0
Grich 2b	2	0	0	0
Belanger ss	3	0	1	0
Baylor ph	1	0	0	0
Brown 3b	0	0	0	0
McNally p	0	0	0	0
Reynolds p	0	0	0	0
G. Jackson p	0	0	0	0
Totals	35	3	8	3

Oakland	100	002	021	6	9	0
Baltimore	100	001	010	3	8	0

LOB – Oakland 7, Baltimore 9. **2B** – Williams. **HR** – Campaneris, Rudi, Bando 2. **SB** – Campaneris 2. **S** – Fosse.

Oakland	ip	h	r	er	bb	so
Hunter (W)	7.1	7	3	3	3	5
Fingers (S)	1.2	1	0	0	1	1
Baltimore	ip	h	r	er	bb	so
McNally (L)	7.2	7	5	5	2	7
Reynolds	1.0	2	1	1	1	2
G. Jackson	0.1	0	0	0	0	0

WP – McNally. **PB** – Williams. **T** – 2:42. **A** – 48,425
Umpires – Haller, Chylak, Maloney, Odom, Anthony and McCoy.

Baltimore	ab	r	h	bi
Rettenmund rf	5	0	0	0
Grich 2b	5	0	1	0
Blair cf	4	0	1	0
Davis dh	3	0	0	0
Baylor lf	4	0	0	0
Robinson 3b	4	0	0	0
Williams 1b	4	1	1	1
Etchebarren c	4	0	0	0
Bellanger ss	4	0	0	0
Cuellar p	0	0	0	0
Totals	37	1	3	1

Oakland	ab	r	h	bi
Campaneris ss	5	1	1	1
Rudi lf	4	0	1	1
Bando 3b	4	0	0	0
Jackson rf	4	0	0	0
Tenace 1b-c	4	0	1	0
Johnson dh	2	0	0	0
Conigliaro cf	4	0	0	0
Fosse c	1	0	0	0
Alou ph	1	0	1	0
Lewis pr	0	1	0	0
Davalillo 1b	1	0	0	0
Green 2b	2	0	0	0
Andrews ph	0	0	0	0
Kubiak 2b	1	0	0	0
Holtzman p	0	0	0	0
Totals	33	2	4	2

Baltimore	010	000	000	00	1	3	0
Oakland	000	000	010	01	2	4	3

None out when winning run scored.
E – Green 2, Davalillo. **DP** – Oakland 1. **LOB** – Baltimore 4, Oakland 5. **HR** – Williams, Campaneris. **S** – Andrews.

Baltimore	ip	h	r	er	bb	so
Cuellar (L)	10.0	4	2	2	3	11
Oakland	ip	h	r	er	bb	so
Holtzman (W)	11.0	3	1	1	1	7

Cuellar pitched to one batter in the 11th. **T** – 2:23. **A** – 34,367
Umpires – Maloney, Haller, Anthony, Chylak, McCoy and Odom.

Game 4 — October 10
Baltimore 5, Oakland 4

Game 5 — October 11
Oakland 3, Baltimore 0

Baltimore	ab	r	h	bi	Baltimore	ab	r	h	bi
Rettenmund rf	2	0	0	0	Bumbry lf	3	0	0	0
Grich 2b	4	1	1	1	Coggins rf	4	0	2	0
Blair cf	4	0	1	0	Davis dh	4	0	0	0
Davis dh	4	0	1	0	Williams 1b	3	0	0	0
Williams 1b	3	1	0	0	Blair cf	3	0	0	0
Baylor lf	3	1	1	0	Robinson 3b	4	0	2	0
Robinson 3b	4	1	2	1	Grich 2b	4	0	0	0
Etchebarren c	4	1	2	3	Etchebarren c	3	0	1	0
Belanger ss	4	0	0	0	Belanger ss	2	0	0	0
Palmer p	0	0	0	0	Crowley ph	1	0	0	0
Reynolds p	0	0	0	0	Baker ss	0	0	0	0
Watt p	0	0	0	0	Alexander p	0	0	0	0
G. Jackson p	0	0	0	0	Palmer p	0	0	0	0
Totals	32	5	8	5	Totals	31	0	5	0

Oakland	ab	r	h	bi	Oakland	ab	r	h	bi
Campaneris ss	4	0	1	0	Campaneris ss	4	0	1	0
Rudi lf	4	0	0	0	Rudi lf	4	0	1	1
Bando 3b	3	0	0	0	Bando 3b	4	0	1	0
Jackson rf	4	0	1	0	Jackson cf	4	0	1	0
Tenace 1b-c	3	2	1	0	Tenace 1b	3	1	1	0
Davalillo cf	3	1	2	0	Davalillo cf	2	1	1	1
Mangual ph-cf	1	0	0	0	Alou dh	3	0	1	1
Johnson dh	2	0	0	0	Fosse c	3	1	0	0
Borque dh	0	0	0	0	Green 2b	2	0	0	0
Andrews dh-1b	1	0	0	0	Hunter p	0	0	0	0
Fosse c	2	1	1	3	Totals	29	3	7	3
Lewis pr	0	0	0	0					
Kubiak 2b	0	0	0	0	Baltimore	000	000	000	0 5 2
Green 2b	3	0	1	1	Oakland	001	200	00x	3 7 0
Alou ph	1	0	0	0					
Fingers p	0	0	0	0					
Blue p	0	0	0	0					
Totals	31	4	7	4					

Baltimore	000	000	000	0	5	2
Oakland	001	200	00x	3	7	0

E — Robinson, Bumbry. DP — Baltimore
 1. LOB — Baltimore 7, Oakland 5. 2B —
 Etchebarren, Coggins, Campaneris, Robin-
 son. 3B — Davalillo. SB — Bumbry. S — Green.

Baltimore	ip	h	r	er	bb	so
Palmer	1.1	4	3	3	2	2
Reynolds	4.2	3	1	1	2	3
Watt	0.1	0	0	0	0	0
G. Jackson (W)	2.2	0	0	0	1	0
Oakland	ip	h	r	er	bb	so
Blue	6.1	5	4	4	3	1
Fingers (L)	2.2	3	1	1	1	3

Baltimore	ip	h	r	er	bb	so
Alexander (L)	3.2	5	3	2	0	1
Palmer	4.1	2	0	0	1	1
Oakland	ip	h	r	er	bb	so
Hunter (W)	9.0	5	0	0	2	1

HBP — by Hunter (Blair), by Alexander (Te-
 nace).
 T — 2:11. A — 24,265
Umpires — Haller, Chylak, Maloney, Odom,
 Anthony and McCoy.

HBP — by Watt (Bando).
 T — 2:31. A — 27,497
Umpires — Chylak, Haller, Maloney, Odom,
 Anthony and McCoy.

1973 WORLD SERIES

The A's win their second consecutive World Championship, winning Games 6 and 7 to defeat the New York Mets, 4 games to 3. Reggie Jackson was named MVP of the series after hitting .310 with a home run and six RBI and Ken Holtzman was the winning pitcher in two of the A's four victories. The series also featured the "firing" of Mike Andrews by A's owner Charlie Finley after his two 12th inning errors in Game 2 helped the Mets to a 10-7 win. Andrews did make another appearance in the series, grounding out as a pinch hitter in Game 4.

Holtzman picks up the win in the A's 2-1 victory in Game 1. The A's collect just three hits off Mets starter Jon Matlack but all come in the third inning as Holtzman doubles and scores on an error and Joe Rudi has a RBI single. The Mets score four runs off Rollie Fingers in the 12th inning of Game 2 to defeat the A's 10-7, but only one run was earned as Andrews committed two errors. Game 3 went 11 innings but the A's won 3-2 on a RBI single by Campy Campaneris in the top of the 11th. The A's lost Game 4, 6-1 as Rusty Staub was a perfect 4 for 4 to even the series at two games apiece. Jerry Koosman and Tug McGraw then combined to three-hit the A's in a 2-0 win in Game 5 but the A's came back to win the final two games in Oakland. In Game 6, Reggie Jackson doubled twice, singled and drove in two runs in the A's 3-1 victory. The A's had gone the entire series without a home run before Campaneris hit a two-run home run in the third inning in Game 2. Jackson added a two-run homer later in the inning and Darold Knowles retired Wayne Garrett with runners on first and third in the ninth to save the A's 5-2 win.

FINAL STATISTICS

PLAYER	AVG	G	AB	R	H	TB	2B	3B	HR	RBI	SH	SF	HP	BB	IBB	SO	SB	CS	DP	E	SLG	OBP
Alou	.158	7	19	0	3	4	1	0	0	3	0	1	0	0	0	0	0	0	0	0	.211	.150
Andrews	.000	2	3	0	0	0	0	0	0	0	0	0	0	1	0	1	0	0	0	2	.000	.250
Bando	.231	7	26	5	6	9	1	1	0	1	1	0	0	4	1	7	0	0	0	1	.346	.333
Blue	.000	2	4	0	0	0	0	0	0	0	0	0	0	0	0	4	0	0	0	0	.000	.000
Bourque	.500	2	2	0	1	1	0	0	0	0	0	0	0	0	0	0	0	0	0	0	.500	.500
Campaneris	.290	7	31	6	9	14	0	1	1	3	0	0	2	1	0	7	3	0	0	1	.452	.353
Conigliaro	.000	3	3	0	0	0	0	0	0	0	0	0	0	0	0	1	0	0	0	0	.000	.000
Davallillo	.091	6	11	0	1	1	0	0	0	0	0	0	0	2	0	1	0	0	0	0	.091	.231
Fingers	.333	6	3	0	1	1	0	0	0	0	0	0	0	0	0	1	0	0	0	0	.333	.333
Fosse	.158	7	19	0	3	4	1	0	0	0	0	0	0	1	1	4	0	0	0	0	.211	.200
Green	.063	7	16	0	1	1	0	0	0	0	0	0	0	1	0	6	0	1	0	1	.063	.118
Holtzman	.667	3	3	2	4	2	0	0	0	0	0	0	0	0	0	0	0	0	0	0	1.333	.667
Hunter	.000	2	5	0	0	0	0	0	0	0	0	0	0	0	0	3	0	0	0	1	.000	.000
Jackson	.310	7	29	3	9	17	3	1	1	6	0	0	0	2	0	7	0	0	1	0	.586	.355
Johnson	.300	6	10	0	3	4	1	0	0	0	0	0	0	1	0	4	0	0	0	0	.400	.364
Knowles	—	0	0	0	0	0	0	0	0	0	0	0	0	0	0	0	0	0	0	1	—	—
Kubiak	.000	4	3	1	0	0	0	0	0	0	0	0	0	1	0	1	0	0	0	0	.000	.250
Lewis	—	3	0	1	0	0	0	0	0	0	0	0	0	0	0	0	0	0	0	0	—	—
Lindblad	.000	3	1	0	0	0	0	0	0	0	0	0	0	0	0	0	0	0	0	0	.000	.000
Mangual	.000	5	6	0	0	0	0	0	0	0	0	0	0	0	0	3	0	0	0	0	.000	.000
Odom	.000	3	1	0	0	0	0	0	0	0	0	0	0	0	0	1	0	0	0	0	.000	.000
Rudi	.333	7	27	3	9	11	2	0	0	4	1	0	0	3	0	4	0	1	0	0	.407	.400
Tenace	.158	7	19	0	3	4	1	0	0	3	0	0	0	11	1	7	0	2	1	2	.211	.467
Totals	.212	7	241	21	51	75	12	3	2	20	2	1	2	28	3	62	3	4	2	9	.311	.298

PITCHER	W	L	ERA	G	GS	CG	GF	SHO	SV	IP	H	R	ER	HR	HB	BB	IBB	SO	WP	BK	AVG
Blue	0	1	4.91	2	2	0	0	0	0	11.0	10	6	6	2	0	3	0	8	1	0	.222
Fingers	0	1	0.66	6	0	0	3	0	2	13.2	13	5	1	0	1	4	1	8	0	0	.250
Holtzman	2	1	4.22	3	3	0	0	0	0	10.2	13	5	5	1	0	5	0	6	0	0	.310
Hunter	1	0	2.03	2	2	0	0	0	0	13.1	11	3	3	1	0	4	1	6	1	0	.212
Knowles	0	0	0.00	7	0	0	2	0	2	6.1	4	1	0	0	1	5	2	5	0	0	.167
Lindblad	1	0	0.00	3	0	0	2	0	0	3.1	4	0	0	0	0	1	1	1	0	0	.250
Odom	0	0	3.86	2	0	0	0	0	0	4.2	5	2	2	0	0	2	0	2	1	0	.294
Pina	0	0	0.00	2	0	0	0	0	0	3.0	6	2	0	0	1	2	1	0	0	0	.462
Totals	4	3	2.32	7	7	0	7	0	4	66.0	66	24	17	4	3	26	6	36	3	0	.253

Game 1 — October 13
Oakland 2, New York 1

Game 2 — October 14
New York 10, Oakland 7 (12)

New York	ab	r	h	bi
Garrett 3b	5	0	0	0
Millan 2b	4	0	1	0
Mays cf	4	0	1	0
Jones lf	4	1	2	0
Milner 1b	4	0	2	1
Grote c	4	0	0	0
Hahn rf	2	0	0	0
Kranenpool ph	1	0	0	0
Harrelson ss	2	0	0	0
Hodges ph	0	0	0	0
Martinez pr	0	0	0	0
Matlack p	0	0	0	0
Boswell ph	1	0	1	0
McGraw p	0	0	0	0
Beauchamp ph	1	0	0	0
Totals	32	1	7	1

Oakland	ab	r	h	bi
Campaneris ss	4	1	1	0
Rudi lf	3	0	1	1
Bando 3b	3	0	1	1
Jackson cf-rf	3	0	0	0
Tenace 1b	3	0	0	0
Alou rf	3	0	0	0
Davalillo cf	0	0	0	0
Fosse c	3	0	0	0
Green 2b	2	0	0	0
Holtzman p	1	1	1	0
Mangual ph	1	0	0	0
Fingers p	1	0	0	0
Knowles p	0	0	0	0
Totals	27	2	4	1

New York	000	100	000	1	7	2
Oakland	002	000	00x	2	4	0

E – Millan, Mays. DP – Oakland 2. LOB – New York 9, Oakland 5. 2B – Holtzman, Jones. 3B – Millan. SB – Campaneris. CS – Green. S – Matlack, Rudi.

New York	ip	h	r	er	bb	so
Matlack (L)	6.0	3	2	2	2	3
McGraw	2.0	1	0	0	1	1
Oakland	ip	h	r	er	bb	so
Holtzman (W)	5.0	4	1	1	3	2
Fingers	3.1	3	0	0	1	3
Knowles (Sv)	0.2	0	0	0	0	0

PB – Fosse.
T – 2:26. A – 46,021

Umpires – Springstead, Donatelli, Neudecker, Pryor, Goetz and Wendelstedt.

New York	ab	r	h	bi
Garrett 3b	6	1	1	1
Millan 2b	6	0	0	0
Staub rf	5	0	1	0
Mays pr-cf	2	1	1	1
Jones lf	5	3	3	1
Milner 1b	6	1	2	0
Grote c	6	1	2	0
Hahn cf-rf	7	1	1	1
Harrelson ss	6	1	3	1
Coosman p	1	0	0	0
Sadecki p	0	0	0	0
Theodore ph	1	0	0	0
Pearce p	0	0	0	0
Beauchamp ph	1	0	0	0
McGraw p	2	1	1	0
Stone p	0	0	0	0
Totals	54	10	15	5

Oakland	ab	r	h	bi
Campaneris ss	6	2	1	0
Rudi lf	5	1	2	1
Bando 3b	5	2	1	1
Jackson cf	6	1	4	2
Tenace 1b	3	0	1	1
Alou rf	6	0	3	2
Fosse c	5	0	0	0
Green 2b	2	0	0	0
Mangual ph	1	0	0	0
Kubiak 2b	0	0	0	0
Andrews ph-2b	2	0	0	0
Blue p	2	0	0	0
Pina p	0	0	0	0
Knowles p	0	0	0	0
Conigliaro ph	1	0	0	0
Odom p	0	0	0	0
Johnson ph	1	0	1	0
Lewis pr	0	1	0	0
Fingers p	1	0	0	0
Lindblad p	0	0	0	0
Davalillo ph	1	0	0	0
Totals	47	7	13	7

New York	011	004	000	004	1015	1
Oakland	210	000	102	001	713	5

E – Coosman, Bando, Tenace, Andrews 2, Knowles. DP – New York 1, Oakland 1. LOB – New York 15, Oakland 12. 2B – Rudi, Alou, Jackson, Johnson, Harrelson. 3B – Bando, Campaneris, Jackson. HR – Jones (off Blue), Garrett (off Blue). SB – Campaneris. CS – Rudi, Tenace. S – McGraw.

New York	ip	h	r	er	bb	so
Koosman	2.1	6	3	3	3	4
Sadecki	1.2	0	0	0	0	3
Parker	1.0	1	0	0	0	0
McGraw (W)	6.0	5	4	4	3	8
Stone (Sv)	1.0	1	0	0	1	0
Oakland	ip	h	r	er	bb	so
Blue	5.1	4	4	4	2	4
Pina	0.0	2	2	0	0	0
Knowles	1.2	1	0	0	2	2
Odom	2.0	2	0	0	0	2
Fingers (L)	2.2	6	4	1	0	2
Lindblad	0.1	0	0	0	0	0

Pina pitched to three batters in the 6th. McGraw pitched to two batters in the 12th. HBP – by Pina (Grote), by McGraw (Campaneris), by Fingers (Jones). T – 4:13. A – 49,151

Umpires – Donatelli, Neudecker, Pryor, Goetz, Wendelstedt and Springstead.

Game 3 — October 16
Oakland 3, New York 2 (11)

Game 4 — October 17
New York 6, Oakland 1

Game 5 — October 18
New York 2, Oakland 0

Oakland	ab	r	h	bi	Oakland	ab	r	h	bi	Oakland	ab	r	h	bi
Campaneris ss	6	1	3	1	Campaneris ss	4	0	0	0	Campaneris ss	3	0	1	0
Rudi lf	5	0	2	1	Rudi lf	4	0	1	0	Rudi lf	4	0	0	0
Bando 3b	4	1	2	0	Bando 3b	3	1	0	0	Bando 3b	3	0	1	0
Jackson rf	5	0	0	0	Jackson cf	4	0	1	0	Jackson cf	3	0	0	0
Tenace 1b-c	3	0	1	1	Tenace 1b	3	0	1	1	Tenace 1b	1	0	0	0
Davalillo cf-1b	5	0	1	0	Alou rf	4	0	0	0	Odum pr	0	0	0	0
Fosse c	2	0	0	0	Fosse c	4	0	1	0	Bourque 1b	0	0	0	0
Borque ph-1b	2	0	1	0	Green 2b	1	0	0	0	Alou rf	4	0	0	0
Lewis pr	0	0	0	0	Mangual ph	1	0	0	0	Fosse c	4	0	1	0
Lindblad p	1	0	0	0	Kubiak 2b	1	0	0	0	Green 2b	2	0	0	0
Fingers p	0	0	0	0	Johnson ph	1	0	1	0	Johnson ph	0	0	0	0
Green 2b	2	0	0	0	Holtzman p	0	0	0	0	Lewis pr	0	0	0	0
Alou ph	1	0	0	0	Odum p	1	0	0	0	Kubiak 2b	1	0	0	0
Kubiak 2b	1	1	0	0	Knowles p	0	0	0	0	Blue p	2	0	0	0
Hunter p	2	0	0	0	Conigliaro ph	1	0	0	0	Knowles p	0	0	0	0
Johnson ph	1	0	0	0	Pina p	0	0	0	0	Mangual ph	1	0	0	0
Knowles p	0	0	0	0	Andrews ph	1	0	0	0	Fingers p	0	0	0	0
Mangual ph-cf	2	0	0	0	Lindblad p	0	0	0	0	Conigliaro ph	1	0	0	0
Totals	42	3	10	3	Davalillo ph	0	0	0	0	Totals	29	0	3	0

New York	ab	r	h	bi	New York	ab	r	h	bi	New York	ab	r	h	bi				
Garrett 3b	4	1	2	1	Garrett 3b	4	2	1	0	Garrett 3b	3	0	0	0				
Millan 2b	5	1	2	0	Millan 2b	5	1	1	0	Millan 2b	4	0	0	0				
Staub rf	6	0	2	0	Staub rf	4	1	4	5	Staub rf	3	0	1	0				
Jones lf	5	0	0	0	Staub rf	4	1	4	5	Jones lf	4	1	2	0				
Milner 1b	3	0	1	0	Jones lf	3	0	1	0	Milner 1b	4	0	2	1				
Grote c	5	0	0	0	Theodore lf	1	0	0	0	Grote c	3	1	1	0				
Hahn cf	5	0	1	0	Milner 1b	3	0	0	0	Hahn cf	4	0	1	1				
Harrelson ss	5	0	2	0	Grote c	4	0	3	0	Harrelson ss	2	0	0	0				
Seaver p	3	0	0	0	Hahn cf	4	1	1	0	Koosman p	3	0	0	0				
Beauchamp ph	1	0	0	0	Harrelson ss	2	1	1	0	McGraw p	1	0	0	0				
Sadecki p	0	0	0	0	Matlack p	3	0	1	0	Totals	31	2	7	2				
McGraw p	0	0	0	0	Sadecki p	0	0	0	0									
Mays ph	1	0	0	0	Totals	33	6	13	5	Oakland	000	000	000	0	3	1		
Parker p	0	0	0	0	Oakland	000	100	000	1	5	1	New York	010	001	00x	2	7	1
Totals	43	2	10	1	New York	300	300	00x	6	13	1							

Oakland 000 001 010 01 310 1
New York 200 000 000 00 210 2

E – Hunter, Millan 2. **LOB** – Oakland 10, New York 14. **2B** – Rudi, Hahn, Bando, Tenace, Staub. **HR** – Garrett (off Hunter). **SB** – Campaneris. **S** – Bando, Millan.

Oakland	ip	h	r	er	bb	so
Hunter	6.0	7	2	2	3	5
Knowles	2.0	0	0	0	1	0
Lindblad (W)	2.0	3	0	0	1	0
Fingers (Sv)	1.0	0	0	0	0	0
New York	ip	h	r	er	bb	so
Seaver	8.0	7	2	2	1	12
Sadecki	0.0	1	0	0	0	0
McGraw	2.0	1	0	0	1	1
Parker (L)	1.0	1	1	0	1	1

Sadecki pitched to two batters in the 9th. Lindblad pitched to one batter in the 11th. **WP** – Hunter. **PB** – Grote. **T** – 3:15. **A** – 54,817
Umpires – Neudecker, Pryor, Goetz, Wendelstedt, Springstead and Donatelli.

E – Green, Garrett. **DP** – Oakland 4. **LOB** – Oakland 9, New York 10. **HR** – Staub (off Holtzman).

Oakland	ip	h	r	er	bb	so
Holtzman (L)	0.1	4	3	3	1	0
Odum	2.2	3	2	2	2	0
Knowles	1.0	1	1	0	1	1
Pina	3.0	4	0	0	2	0
Lindblad	1.0	1	0	0	0	1
New York	ip	h	r	er	bb	so
Matlack (W)	8.0	3	1	0	2	5
Sadecki (Sv)	1.0	2	0	0	1	2

Odum pitched to two batters in the 4th. **WP** – Odum. **HBP** – by Knowles (Garrett), by Matlack (Campaneris). **T** – 2:41. **A** – 54,817

Umpires – Pryor, Goetz, Wendelstedt, Springstead, Donatelli and Neudecker.

E – Campaneris, Garrett. **DP** – New York 1. **LOB** – Oakland 9, New York 10. **2B** – Jones, Fosse. **3B** – Hahn. **S** – Grote.

Oakland	ip	h	r	er	bb	so
Blue (L)	5.2	6	2	2	1	4
Knowles	0.1	0	0	0	1	1
Fingers	2.0	1	0	0	2	1
New York	ip	h	r	er	bb	so
Koosman (W)	6.1	3	0	0	4	4
McGraw (Sv)	2.2	0	0	0	3	3

WP – Blue. **T** – 2:39. **A** – 54,817
Umpires – Goetz, Wendelstedt, Springstead, Donatelli, Neudecker and Pryor.

Game 6 — October 20
Oakland 3, New York 1

Game 7 — October 21
Oakland 5, New York 2

New York	ab	r	h	bi
Garrett 3b	3	0	1	0
Millan 2b	4	0	1	1
Staub rf	4	0	1	0
Jones lf	4	0	0	0
Milner 1b	4	0	1	0
Grote c	4	0	1	0
Hahn cf	3	0	0	0
Kranepool ph	1	0	0	0
Harrelson ss	3	0	0	0
Seaver p	2	0	0	0
Boswell ph	1	1	1	0
McGraw p	0	0	0	0
Totals	33	1	6	1

Oakland	ab	r	h	bi
Campaneris ss	4	0	0	0
Rudi lf	3	1	1	0
Bando 3b	4	1	1	0
Jackson rf-cf	4	1	3	2
Tenace c-1b	3	0	0	0
Davalillo cf	2	0	0	0
Alou ph	0	0	0	1
Johnson 1b	4	0	1	0
Fosse c	0	0	0	0
Green 2b	3	0	1	0
Hunter p	3	0	0	0
Knowles p	0	0	0	0
Fingers p	0	0	0	0
Totals	30	3	7	3

New York	000	000	010	1	6	2
Oakland	101	000	01x	3	7	0

E — Garrett, Hahn. DP — New York 1. LOB — New York 6, Oakland 7. 2B — Jackson 2. CS — Tenace. SF — Alou.

New York	ip	h	r	er	bb	so
Seaver (L)	7.0	6	2	2	2	6
McGraw	1.0	1	1	0	1	1
Oakland	ip	h	r	er	bb	so
Hunter (W)	7.1	4	1	1	1	1
Knowles	0.1	2	0	0	0	1
Fingers (Sv)	1.1	0	0	0	0	0

WP — Seaver.

T — 2:07. A — 49,333

Umpires — Wendelstedt, Springstead, Donatelli, Neudecker, Pryor and Goetz.

New York	ab	r	h	bi
Garrett 3b	5	0	0	0
Millan 2b	4	1	1	0
Staub rf	4	0	2	1
Jones lf	3	0	0	0
Milner 1b	3	1	0	0
Grote c	4	0	1	0
Hahn cf	4	0	3	0
Harrelson ss	4	0	0	0
Matlack p	1	0	0	0
Parker p	0	0	0	0
Beauchamp ph	1	0	0	0
Sadecki p	0	0	0	0
Bowell ph	1	0	1	0
Martinez pr	0	0	0	0
Totals	35	2	8	1

Oakland	ab	r	h	bi
Campaneris ss	4	2	3	2
Rudi lf	3	1	2	1
Bando 3b	4	0	0	0
Jackson cf-rf	4	1	1	2
Tenace c-1b	3	0	0	0
Alou rf	1	0	0	0
Davalillo ph-cf	3	0	0	0
Johnson 1b	3	0	0	0
Fosse c	1	0	1	0
Green 2b	4	0	0	0
Holtzman p	2	1	1	0
Fingers p	1	0	1	0
Knowles p	0	0	0	0
Totals	55	5	9	5

New York	000	001	001	2	8	1
Oakland	004	010	00x	5	9	1

E — Jones, Tenace. DP — Oakland 1. LOB — New York 8, Oakland 6. 2B — Holtzman, Millan, Staub. HR — Campaneris (off Matlack), Jackson (off Matlack).

New York	ip	h	r	er	bb	so
Matlack (L)	2.2	4	4	4	1	3
Parker	1.1	0	0	0	1	1
Sadecki	2.0	2	1	1	0	1
Stone	2.0	3	0	0	0	3
Oakland	ip	h	r	er	bb	so
Holtzman (W)	5.1	5	1	1	1	4
Fingers	3.1	3	1	0	1	2
Knowles (Sv)	0.1	0	0	0	0	0

T — 2:37. A — 49,333

Umpires — Springstead, Donatelli, Neudecker, Pryor, Goetz and Wendelstedt.

1974 ALCS

The A's and Orioles square off in the American League Championship Series for the third time in the last four years and the A's win their third straight American League Pennant, defeating the Orioles 3 games to 1. Pitching was the key as Vida Blue, Ken Holtzman and Blue Moon Odom combined for 21.1 innings of scoreless pitching. Ray Fosse paced the A's offense with a .333 batting average, one home run and three RBI.

The A's lose Game 1 of the series, 6-3 as Paul Blair, Brooks Robinson and Bobby Grich all homer off A's starter Catfish Hunter. Ken Holtzman gets the A's back on track in Game 2 with a five-hit shutout in the A's 5-0 win and Ray Fosse adds three hits and three RBI. Game 3 is a pitchers duel between ALCS MVP Vida Blue and Jim Palmer and Blue comes out on the winning end when Sal Bando hits a solo home run in the fourth inning for the only run of the game. Palmer would allow just three other hits but Blue allowed just two and did not walk a batter. Jim Hunter tosses seven scoreless innings in Game 5 and A's pitchers extend their scoreless streak to 30 innings before Rollie Fingers allows a run in the ninth in the A's 2-1 win. The A's collect just one hit but walk 11 times.

FINAL STATISTICS

PLAYER	AVG	G	AB	R	H	TB	2B	3B	HR	RBI	SH	SF	HP	BB	IBB	SO	SB	CS	DP	E	SLG	OBP
Alou	1.000	1	1	0	1	1	0	0	0	0	0	0	0	0	0	0	0	0	0	0	1.000	1.000
Bando	.231	4	13	4	3	9	0	0	2	2	0	0	0	4	0	0	0	0	0	0	.692	.412
Campaneris	.176	4	17	0	3	3	0	0	0	3	0	1	0	0	0	3	1	1	1	1	.176	.167
Fosse	.333	4	12	1	4	8	1	0	1	3	1	0	0	1	0	2	0	0	0	0	.667	.385
Green	.222	4	9	0	2	2	0	0	0	0	1	0	0	2	0	1	0	0	0	2	.222	.364
Holt	—	2	0	0	0	0	0	0	0	0	0	0	0	1	1	0	0	0	0	0	—	1.000
Jackson	.167	4	12	0	2	3	1	0	0	1	0	0	0	5	0	2	0	0	0	0	.250	.412
Mangual	.250	1	4	0	1	1	0	0	0	0	0	0	0	0	0	0	0	0	0	0	.250	.250
Maxvill	.000	1	1	0	0	0	0	0	0	0	0	0	0	0	0	1	0	0	0	0	.000	.000
North	.063	4	16	3	1	2	1	0	0	0	0	0	0	2	0	1	1	0	0	0	.125	.167
Rudi	.154	4	13	0	2	4	0	1	0	1	0	0	0	3	2	2	0	0	0	0	.308	.313
Tenace	.000	4	11	1	0	0	0	0	0	1	0	0	0	4	0	4	1	0	1	0	.000	.267
Trillo	—	1	0	1	0	0	0	0	0	0	0	0	0	0	0	0	0	0	0	0	—	—
Washington, C	.273	4	11	1	3	4	1	0	0	0	0	0	1	0	0	0	0	0	1	0	.364	.333
Washington, W	—	2	0	0	0	0	0	0	0	0	0	0	0	0	0	0	0	0	2	0	—	—
Totals	.183	4	120	11	22	37	4	1	3	11	2	1	1	22	3	16	3	3	3	2	.308	.313

PITCHER	W	L	ERA	G	GS	CG	GF	SHO	SV	IP	H	R	ER	HR	HB	BB	IBB	SO	WP	BK	AVG
Blue	1	0	0.00	1	1	1	0	1	0	9.0	2	0	0	0	0	0	0	7	0	0	.067
Fingers	0	0	3.00	2	0	0	2	0	1	3.0	3	1	1	0	0	1	0	3	0	0	.250
Holtzman	1	0	0.00	1	1	1	0	1	0	9.0	5	0	0	0	0	2	0	3	0	0	.167
Hunter	1	1	4.63	2	2	0	0	0	0	11.2	11	6	6	3	0	2	0	6	0	0	.268
Odom	0	0	0.00	1	0	0	0	0	0	3.1	1	0	0	0	0	0	0	1	0	0	.091
Totals	3	1	1.75	4	4	2	2	2	1	36.0	22	7	7	3	0	5	0	20	0	0	.177

Game 1 — October 5
Baltimore 6, Oakland 3

Game 2 — October 6
Oakland 5, Baltimore 0

Game 3 — October 8
Oakland 1, Baltimore 0

Baltimore	ab	r	h	bi
Coggins rf	4	0	0	0
Blair cf	4	2	2	2
Grich 2b	4	2	2	2
Davis dh	4	0	2	1
Powell 1b	4	0	0	0
Baylor lf	4	0	2	0
Robinson 3b	4	1	1	1
Hendricks c	4	1	1	0
Belanger ss	3	0	0	0
Cuellar p	0	0	0	0
Grimsley p	0	0	0	0
Totals	35	6	10	6

Oakland	ab	r	h	bi
North cf	5	2	1	0
Campaneris ss	4	0	3	3
Jackson rf	4	0	0	0
Bando 3b	4	0	1	0
Rudi lf	4	0	0	0
Tenace 1b	3	0	0	0
Mangual dh	4	0	1	0
Fosse c	2	0	1	0
Alou ph	1	0	1	0
Trillo pr	0	1	0	0
Green 2b	2	0	0	0
C. Washington ph	1	0	1	0
Hunter p	0	0	0	0
Odom p	0	0	0	0
Fingers p	0	0	0	0
Totals	34	3	9	3

Baltimore	100	140	000	6	10	0
Oakland	001	010	001	3	9	0

DP – Oakland 1. **LOB** – Baltimore 3, Oakland 9. **2B** – Grich, North, C. Washington. **HR** – Blair, Robinson, Grich. **SB** – North, Campaneris. **S** – Belanger. **SF** – Campaneris.

Baltimore	ip	h	r	er	bb	so
Cuellar (W)	8.0	9	3	3	4	4
Grimsley	1.0	0	0	0	0	0
Oakland	ip	h	r	er	bb	so
Hunter (L)	4.2	8	6	6	0	3
Odom	3.1	1	0	0	0	1
Fingers	1.0	1	0	0	0	1

Cuellar pitched to two batters in the 9th. **PB** – Fosse. **T** – 2:29. **A** – 41,609. **Umpires** – Napp, Neudecker, Goetz, Phillips, Springstead and Deegan.

Baltimore	ab	r	h	bi
Belanger ss	3	0	0	0
Motton ph	1	0	0	0
Baker ss	0	0	0	0
Blair cf	3	0	1	0
Grich 2b	4	0	0	0
Davis dh	4	0	1	0
Baylor lf	4	0	0	0
Robinson 3b	2	0	0	0
Williams 1b	3	0	0	0
Cabell rf	3	0	1	0
Etchebarren c	3	0	2	0
Bumbry pr	0	0	0	0
Hendricks c	0	0	0	0
McNally p	0	0	0	0
Garland p	0	0	0	0
Reynolds p	0	0	0	0
G. Jackson p	0	0	0	0
Totals	30	0	5	0

Oakland	ab	r	h	bi
Campaneris ss	4	0	0	0
North cf	2	1	0	0
Bando 3b	3	1	1	1
Jackson dh	3	0	0	0
H. Washington pr	0	0	0	0
Rudi lf	4	0	2	1
Tenace 1b	3	1	0	0
C. Washington rf	4	1	1	0
Fosse c	4	1	3	3
Green 2b	1	0	1	0
Holt ph	0	0	0	0
Odom pr	0	0	0	0
Maxvill 2b	1	0	0	0
Holtzman p	0	0	0	0
Totals	29	5	8	5

Baltimore	000	000	000	0	5	2
Oakland	000	101	03x	5	8	0

E – Grich, Baker. **DP** – Baltimore 2, Oakland 2. **LOB** – Baltimore 5, Oakland 7. **2B** – Fosse. **3B** – Rudi. **HR** – Bando, Fosse. **SB** – Tenace. **S** – Green.

Baltimore	ip	h	r	er	bb	so
McNally (L)	5.2	6	2	1	2	2
Garland	0.2	1	0	0	1	0
Reynolds	1.1	0	1	0	3	1
G. Jackson	0.1	1	2	0	0	1
Oakland	ip	h	r	er	bb	so
Holtzman (W)	9.0	5	0	0	2	3

WP – McNally. **T** – 2:23. **A** – 42,810. **Umpires** – Neudecker, Goetz, Phillips, Springstead, Deegan and Napp.

Oakland	ab	r	h	bi
Campaneris ss	4	0	0	0
North cf	4	0	0	0
Bando 3b	4	1	1	1
Jackson dh	4	0	1	0
Rudi lf	4	0	0	0
Tenace 1b	2	0	0	0
H. Washington pr	0	0	0	0
Holt 1b	0	0	0	0
C. Washington rf	2	0	1	0
Fosse c	2	0	0	0
Green 2b	3	0	1	0
Blue p	0	0	0	0
Totals	29	1	4	1

Baltimore	ab	r	h	bi
Coggins rf	3	0	0	0
Cabell ph	1	0	0	0
Blair cf	4	0	0	0
Grich 2b	4	0	1	0
Davis dh	3	0	0	0
Baylor lf	3	0	1	0
Robinson 3b	3	0	0	0
Williams 1b	3	0	0	0
Etchebarren c	3	0	0	0
Belanger ss	3	0	0	0
Palmer p	0	0	0	0
Totals	30	0	2	0

Oakland	000	100	000	1	4	2
Baltimore	000	000	000	0	2	1

E – Williams, Green 2. **DP** – Baltimore 1. **LOB** – Oakland 4, Baltimore 3. **HR** – Bando. **S** – Fosse.

Oakland	ip	h	r	er	bb	so
Blue (W)	9.0	2	0	0	0	7
Baltimore	ip	h	r	er	bb	so
Palmer (L)	9.0	4	1	1	1	4

HBP – by Palmer (C. Washington). **T** – 1:57. **A** – 32,060. **Umpires** – Goetz, Phillips, Springstead, Deegan, Napp and Neudecker.

Game 4 — October 9
Oakland 2, Baltimore 1

Oakland	ab	r	h	bi
Campaneris ss	5	0	0	0
North cf	5	0	0	0
Bando 3b	2	2	0	0
Jackson dh	1	0	1	1
Odom pr	0	0	0	0
Rudi lf	1	0	0	0
Tenace 1b	3	0	0	1
C. Washington rf	4	0	0	0
Fosse c	4	0	0	0
Green 2b	3	0	0	0
Hunter p	0	0	0	0
Fingers p	0	0	0	0
Totals	28	2	1	2

Baltimore	ab	r	h	bi
Coggins rf	4	0	0	0
Blair cf	3	1	1	0
Grich 2b	4	0	1	0
Davis dh	4	0	1	0
Cabell pr	0	0	0	0
Powell 1b	4	0	1	1
Palmer pr	0	0	0	0
Baylor lf	4	0	1	0
Robinson 3b	3	0	0	0
Hendricks c	2	0	0	0
Belanger ss	0	0	0	0
Bumbry ph	1	0	0	0
Baker ss	0	0	0	0
Cuellar p	0	0	0	0
Grimsley p	0	0	0	0
Totals	29	1	5	1

Oakland	000	010	100	2	1	0
Baltimore	000	000	001	1	5	1

E – Belanger. DP – Oakland 1, Baltimore 1.
LOB – Oakland 10, Baltimore 5. 2B – Jackson. 5 – Belanger.

Oakland	ip	h	r	er	bb	so
Hunter (W)	7.0	3	0	0	2	3
Fingers (Sv)	2.0	2	1	1	1	2
Baltimore	ip	h	r	er	bb	so
Cuellar (L)	4.2	0	1	1	9	2
Grimsley	4.1	1	1	1	2	2

WP – Cuellar.

T – 2:46. A – 28,136

Umpires – Phillips, Springstead, Deegan, Napp, Neudecker and Goetz.

1974 WORLD SERIES

The A's win their third consecutive World Championship to become the first team to win at least three straight since the New York Yankees won five straight, 1949-53. The A's defeated the Los Angeles Dodgers in five games in a series where four of the five games were decided by a 3-2 score. Bert Campaneris hit .353 in the series and Joe Rudi topped the A's with four RBI. World Series MVP Rollie Fingers had a win and two saves while posting a 1.93 ERA and the A's used just five pitchers the entire series.

The A's open the series with a 3-2 win as Rollie Fingers pitched 4.1 innings of relief for the win before Catfish Hunter comes on to strike out Joe Ferguson in the bottom of the ninth with the tying run at first base. The Dodgers even the series with a 3-2 win in Game 2 as Don Sutton shuts out the A's on four hits over the first eight innings. Joe Rudi has a two-run single in the ninth but the A's rally falls short. Hunter started Game 3 and kept the Dodgers off the board over the first seven innings in a 3-2 win. Ken Holtzman was the winning pitcher in the A's 5-2 win in Game 4 and he also contributed to the A's offense with a solo home run in the third inning. The A's trailed 2-1 entering the bottom of the sixth but scored four times, highlighted by Jim Holt's two-run pinch hit single. Rollie Fingers clinched his series MVP honors by pitching two scoreless innings for the save in the A's 3-2 win in Game 5. Joe Rudi homered to lead off the seventh inning to break a 2-2 tie.

FINAL STATISTICS

PLAYER	AVG	G	AB	R	H	TB	2B	3B	HR	RBI	SH	SF	HP	BB	IBB	SO	SB	CS	DP	E	SLG	OBP
Alou	.000	1	1	0	0	0	0	0	0	0	0	0	0	0	0	1	0	0	0	0	.000	.000
Bando	.063	5	16	3	1	1	0	0	2	0	1	1	2	0	5	0	0	0	0	0	.063	.200
Blue	.000	2	4	0	0	0	0	0	0	0	0	0	0	0	0	4	0	0	0	0	.000	.000
Campaneris	.353	5	17	1	6	8	2	0	2	2	0	1	0	0	2	1	1	0	2	.471	.389	
Fingers	.000	4	2	0	0	0	0	0	0	0	0	0	0	0	1	0	0	0	0	.000	.000	
Fosse	.143	5	14	1	2	5	0	0	1	1	0	0	0	1	0	5	0	0	0	.357	.200	
Green	.000	5	13	1	0	0	0	0	1	1	0	0	1	0	4	0	0	0	1	.000	.071	
Haney	—	2	0	0	0	0	0	0	0	0	0	0	0	0	0	0	0	0	0	—	—	
Holt	.667	4	3	0	2	2	0	0	2	0	0	0	0	0	0	0	0	0	0	.667	.667	
Holtzman	.500	2	4	2	2	6	1	0	1	1	0	0	0	1	0	1	0	0	0	1.500	.600	
Hunter	.000	2	2	0	0	0	0	0	0	1	0	0	0	0	0	2	0	0	0	.000	.000	
Jackson	.286	5	14	3	4	8	1	0	1	1	0	0	5	0	3	1	0	0	1	.571	.474	
Mangual	.000	1	1	0	0	0	0	0	0	0	0	0	0	0	0	1	0	0	0	.000	.000	
Maxvill	—	2	0	0	0	0	0	0	0	0	0	0	0	0	0	0	0	0	0	—	—	
North	.059	5	17	3	1	1	0	0	0	1	0	0	2	0	5	1	1	1	1	.059	.158	
Rudi	.333	5	18	1	6	9	0	0	1	4	1	0	0	0	3	0	0	1	0	.500	.333	
Tenace	.222	5	9	0	2	2	0	0	0	1	0	0	3	0	4	0	0	1	0	.222	.417	
Washington, C	.571	5	7	1	4	4	0	0	0	0	0	0	1	1	1	1	0	1	0	.571	.625	
Washington, H	—	3	0	0	0	0	0	0	0	0	0	0	0	0	0	0	0	0	0	—	—	
Totals	.211	5	142	16	30	46	4	0	4	14	7	1	2	16	1	42	3	3	3	5	.324	.298

PITCHER	W	L	ERA	G	GS	CG	GF	SHO	SV	IP	H	R	ER	HR	HB	BB	IBB	SO	WP	BK	AVG
Blue	0	1	3.29	2	2	0	0	0	0	13.2	10	5	5	1	0	7	0	9	0	0	.217
Fingers	1	0	1.93	4	0	0	3	0	2	9.1	8	2	2	2	1	2	0	6	0	0	.242
Holtzman	1	0	1.50	2	2	0	0	0	0	12.0	13	3	2	0	0	4	0	10	1	0	.277
Hunter	1	0	1.17	2	1	0	1	0	1	7.2	5	1	1	1	1	0	2	5	0	0	.179
Odom	1	0	0.00	2	0	0	1	0	0	1.1	0	0	0	0	0	1	0	2	0	0	.000
Totals	4	1	2.05	5	5	0	5	0	3	44.0	36	11	10	4	1	16	0	32	1	0	.228

Game 1 — October 12
Oakland 3, Los Angeles 2

Game 2 — October 13
Los Angeles 3, Oakland 2

Game 3 — October 15
Oakland 3, Los Angeles 2

Oakland					Oakland					Los Angeles								
ab	r	h	bi		ab	r	h	bi		ab	r	h	bi					
Campaneris ss	2	1	1	1	Campaneris ss	4	0	1	0	Lopes 2b	3	0	2	0				
North cf	2	0	0	0	North cf	4	0	0	0	Buckner lf	4	1	1	1				
Bando 3b	4	0	0	0	Haney c	0	0	0	0	Wynn cf	4	0	1	0				
Jackson rf	3	1	1	1	Bando 3b	3	1	0	0	Garvey 1b	4	0	1	0				
C. Washington rf	0	0	0	0	Jackson rf	3	1	2	0	Crawford rf	4	1	1	1				
Rudi lf	4	0	2	0	Rudi lf	4	0	1	2	Ferguson c	3	0	0	0				
Tenace 1b	3	0	1	0	H. Washington pr	0	0	0	0	Auerbach pr	0	0	0	0				
Fosse c	3	0	0	0	Tenace 1b	3	0	0	0	Cey 3b	4	0	0	0				
Green 2b	3	0	0	0	Fosse c	2	0	0	0	Russell ss	4	0	1	0				
Holt ph	1	0	0	0	Alou ph	1	0	0	0	Yeager c	3	0	2	0				
Maxwill 2b	0	0	0	0	Odom p	0	0	0	0	Downing p	1	0	0	0				
Holtzman p	1	1	1	0	Mangual ph	1	0	0	0	Brewer p	0	0	0	0				
Fingers p	2	0	0	0	Green 2b	2	0	0	0	Lacy ph	1	0	0	0				
Hunter p	0	0	0	0	Holt ph	1	0	1	0	Hough p	0	0	0	0				
Totals	28	3	6	2	Maxwill pr	0	0	0	0	Joshua ph	1	0	0	0				
					Blue p	2	0	0	0	Marshall p	0	0	0	0				
Los Angeles	ab	r	h	bi	C. Washington ph	1	0	1	0	Totals	33	2	7	2				
Lopes 2b	5	1	0	0	Totals	31	2	6	2									
Buckner lf	5	0	2	0	Los Angeles	ab	r	h	bi	Oakland	ab	r	h	bi				
Wynn cf	4	1	1	1	Lopes 2b	4	0	0	0	North cf	4	1	1	0				
Garvey 1b	5	0	2	0	Buckner lf	4	0	0	0	Campaneris ss	4	0	2	1				
Paciorek pr	0	0	0	0	Wynn cf	3	0	0	0	Bando 3b	3	1	0	0				
Ferguson rf-c	3	0	0	0	Garvey 1b	4	1	2	0	Jackson rf	3	0	0	0				
Cey 3b	3	0	1	0	Ferguson rf	3	1	1	2	C. Washington rf	0	0	0	0				
Russell ss	4	0	1	0	Cey 3b	3	1	0	2	Rudi lf	4	0	1	1				
Yeager c	3	0	1	0	Russell ss	3	0	1	0	Tenace 1b	2	0	1	0				
Crawford ph	1	0	1	0	Yeager c	3	0	2	1	H. Washington pr	0	0	0	0				
Messersmith p	3	0	2	0	Sutton p	2	0	0	0	Holt 1b	0	0	0	0				
Joshua ph ph	1	0	0	0	Marshall p	0	0	0	0	Fosse c	4	0	0	0				
Marshall p	0	0	0	0	Totals	29	3	6	3	Green 2b	3	1	0	0				
Totals	37	2	11	1					Hunter p	2	0	0	0					
									Fingers p	0	0	0	0					
Oakland	010	010	010	3	6	2	Oakland	000	000	002	2	6	0	Totals	29	3	5	2
Los Angeles	000	010	001	2	11	1	Los Angeles	010	002	00x	3	6	1					

E — Campaneris, Jackson, Cey. **DP** — Oakland 1, Los Angeles 1. **LOB** — Oakland 6, Los Angeles 12. **2B** — Holtzman. **HR** — Jackson (off Messersmith), Wynn (off Fingers). **CS** — Buckner, North. **S** — Campaneris 2, North, Tenace.

Oakland	ip	h	r	er	bb	so
Holtzman	4.1	7	1	0	2	3
Fingers (W)	4.1	4	1	1	1	3
Hunter (Sv)	0.1	0	0	0	0	1
Los Angeles	ip	h	r	er	bb	so
Messersmith (L)	8.0	5	3	2	3	8
Marshall	1.0	1	0	0	1	1

WP — Messersmith. **HBP** — by Fingers (Ferguson).
T — 2:43. A — 55,974
Umpires — Gorman, Kunkel, Harvey, Denking, Olsen and Luciano.

E — Russell. **DP** — Los Angeles 2. **LOB** — Oakland 5, Los Angeles 6. **2B** — Campaneris, Jackson. **HR** — Ferguson (off Blue). **SB** — Ferguson. **S** — Sutton.

Oakland	ip	h	r	er	bb	so
Blue (L)	7.0	6	3	3	2	5
Odom	1.0	0	0	0	1	2
Los Angeles	ip	h	r	er	bb	so
Sutton (W)	8.0	5	2	2	2	9
Marshall (Sv)	1.0	1	0	0	0	2

Sutton pitched to two batters in the 9th.
WP — Sutton. **HBP** — by Sutton (Bando).
T — 2:40. A — 55,989
Umpires — Kunkel, Harvey, Denking, Olsen, Luciano and Gorman.

Los Angeles	000	000	011	2	7	2
Oakland	002	100	00x	3	5	2

E — Ferguson 2, Campaneris, Green. **DP** — Oakland 3. **LOB** — Los Angeles 6, Oakland 8. **2B** — Campaneris. **HR** — Buckner (off Hunter), Crawford (off Fingers). **SB** — Lopes 2, Jackson. **S** — Hunter.

Los Angeles	ip	h	r	er	bb	so
Downing (L)	3.2	4	3	1	4	3
Brewer	0.1	0	0	0	0	1
Hough	2.0	0	0	0	1	4
Marshall	2.0	1	0	0	0	1
Oakland	ip	h	r	er	bb	so
Hunter (W)	7.1	5	1	1	2	4
Fingers	1.2	2	1	1	0	1

WP — Hough.
T — 2:35. A — 49,347
Umpires — Harvey, Denking, Olsen, Luciano, Gorman and Kunkel.

Game 4 — October 16
Oakland 5, Los Angeles 2

Game 5 — October 17
Oakland 3, Los Angeles 2

Los Angeles	ab	r	h	bi	Los Angeles	ab	r	h	bi
Lopes 2b	4	0	0	0	Lopes 2b	2	1	0	0
Buckner lf	4	0	1	0	Buckner lf	3	0	1	0
Wynn cf	3	0	1	0	Wynn cf	2	0	0	1
Garvey 1b	4	1	2	0	Garvey 1b	4	0	1	1
Ferguson rf	3	1	0	0	Ferguson rf	4	0	1	0
Auerbach pr	0	0	0	0	Cey 3b	3	0	1	0
Cey 3b	4	0	1	0	Russell ss	3	0	0	0
Russell ss	4	0	1	2	Crawford ph	1	0	0	0
Yeager c	3	0	1	0	Yeager c	2	0	0	0
Joshua ph	1	0	0	0	Joshua ph	1	0	0	0
Messersmith p	1	0	0	0	Sutton p	1	0	0	0
Paciorek ph	1	0	0	0	Paciorek ph	1	1	1	0
Marshall p	0	0	0	0	Marshall p	0	0	0	0
Totals	32	2	7	2	Totals	27	2	5	2

Oakland	ab	r	h	bi	Oakland	ab	r	h	bi
Campaneris ss	3	0	0	0	Campaneris ss	4	0	2	0
North cf	3	1	0	0	North cf	4	1	0	0
Bando 3b	3	1	1	1	Bando 3b	3	0	0	1
Jackson rf	3	1	1	0	Jackson rf	2	0	0	0
Rudi 1b-1f	3	0	0	0	Rudi 1b-1f	3	1	2	1
C. Washington lf	3	1	2	0	C. Washington lf	3	0	1	0
Tenace 1b	0	0	0	0	Fingers p	0	0	0	0
Fosse c	2	0	1	0	Fosse c	3	1	1	1
Holt ph	1	0	1	2	Green 2b	3	0	0	0
H. Washington pr	0	0	0	0	Blue p	2	0	0	0
Haney c	0	0	0	0	Odum p	0	0	0	0
Green 2b	2	0	0	1	Tenace c	1	0	0	0
Holtzman p	3	1	1	1	Totals	28	3	6	3
Fingers p	0	0	0	0					
Totals	26	5	7	5					

Los Angeles	000	200	000	2	7	1
Oakland	001	004	00x	5	7	0

E – Yeager, North. DP – Oakland 1. LOB – Los Angeles 6, Oakland 3. 2B – Paciorek. HR – Fosse (off Sutton), Rudi (off Marshall). SB – Campaneris, North. CS – Lopes, C. Washington. S – Buckner. SF – Bando, Wynn.

Los Angeles	ip	h	r	er	bb	so
Messersmith (L)	6.0	6	5	5	4	4
Marshall	2.0	1	0	0	0	2
Oakland	ip	h	r	er	bb	so
Holtzman (W)	7.2	6	2	2	2	7
Fingers (Sv)	1.1	1	0	0	0	2

WP – Holtzman. HBP – by Messersmith (Campaneris).

T – 2:17. A – 49,347

Umpires – Denkinger, Olsen, Luciano, Gorman, Kunkel and Harvey.

Los Angeles	000	002	000	2	5	1
Oakland	110	000	10x	3	6	1

E – Yeager, North. DP – Oakland 1. LOB – Los Angeles 6, Oakland 3. 2B – Paciorek. HR – Fosse (off Sutton), Rudi (off Marshall). SB – Campaneris, North. CS – Lopes, C. Washington. S – Buckner. SF – Bando, Wynn.

Los Angeles	ip	h	r	er	bb	so
Sutton	5.0	4	2	2	1	3
Marshall (L)	3.0	2	1	1	0	4
Oakland	ip	h	r	er	bb	so
Blue	6.2	4	2	2	5	4
Odum (W)	0.1	0	0	0	0	0
Fingers (Sv)	2.0	1	0	0	1	0

T – 2:23. A – 49,347

Umpires – Olsen, Luciano, Gorman, Kunkel, Harvey and Denkinger.

1975 ALCS

The A's streak of three consecutive American League Pennants is snapped by Boston as the Red Sox sweep the A's in three games. After posting a team ERA under 3.00 in each of the previous three ALCS wins, the A's team ERA in 1975 ballooned to 4.32. Sal Bando paced the A's offense with a .500 batting average and Reggie Jackson drove in three of the seven runs the A's scored in the series.

Luis Tiant pitched a three-hitter in Boston's 7-1 win in Game 1 at Fenway Park. Three A's errors led to two runs in the first inning but the A's still trailed just 2-0 before Boston scored five in the seventh. The A's took a 3-0 lead in Game 2, highlighted by a Reggie Jackson two-run home run in the first inning but Boston tied the game with three in the fourth off Vida Blue. Rollie Fingers then allowed three runs in four innings as the A's lost 6-3. The series moved to Oakland for Game 3 but the Red Sox built a 4-0 lead in a 5-3 win. The A's started their Game 1 starter, Ken Holtzman, and he allowed four runs in 4 2/3 innings.

FINAL STATISTICS

PLAYER	AVG	G	AB	R	H	TB	2B	3B	HR	RBI	SH	SF	HP	BB	IBB	SO	SB	CS	DP	E	SLG	OBP
Bando	.500	3	12	1	6	8	2	0	0	2	0	0	0	0	0	3	0	0	0	1	.667	.500
Campaneris	.000	3	11	1	0	0	0	0	0	0	0	0	0	1	0	1	0	0	0	0	.000	.083
Fosse	.000	1	2	0	0	0	0	0	0	0	0	0	0	0	0	1	0	0	0	0	.000	.000
Garner	.000	3	5	0	0	0	0	0	0	0	0	0	0	0	0	1	0	0	0	1	.000	.000
Harper	—	1	0	0	0	0	0	0	0	0	0	0	0	1	0	0	0	0	0	0	—	1.000
Holt	.333	3	3	0	1	2	1	0	0	0	0	0	0	0	0	0	0	0	0	0	.667	.333
Hopkins	—	1	0	0	0	0	0	0	0	0	0	0	0	0	0	0	0	0	0	0	—	—
Jackson	.417	3	12	1	5	8	0	0	1	3	0	0	0	0	0	2	0	0	0	0	.667	.417
Martinez	—	3	0	0	0	0	0	0	0	0	0	0	0	0	0	0	0	0	0	0	—	—
North	.000	3	10	0	0	0	0	0	0	1	0	0	0	2	0	0	0	0	0	1	.000	.167
Rudi	.250	3	12	1	3	5	2	0	0	0	0	0	0	0	0	1	0	0	1	0	.417	.250
Tenace	.000	3	9	0	0	0	0	0	0	0	0	0	0	3	0	2	0	0	1	0	.000	.250
Tovar	.500	2	2	2	1	1	0	0	0	0	0	0	0	1	0	0	0	0	0	1	.500	.667
Washington	.250	3	12	1	3	4	1	0	0	1	0	0	0	0	0	2	0	0	0	2	.333	.250
Williams	.000	3	8	0	0	0	0	0	0	0	0	0	0	1	0	1	0	0	0	0	.000	.111
Totals	.194	3	98	7	19	28	6	0	1	7	0	0	0	9	0	14	0	0	2	6	.286	.262
PITCHER	W	L	ERA	G	GS	CG	GF	SHO	SV	IP	H	R	ER	HR	HB	BB	IBB	SO	WP	BK	AVG	
Abbott	0	0	0.00	1	0	0	1	0	0	1.0	0	0	0	0	0	0	0	0	0	0	.000	
Blue	0	0	9.00	1	1	0	0	0	0	3.0	6	3	3	1	0	0	0	2	0	0	.429	
Bosman	0	0	0.00	1	0	0	0	0	0	0.1	0	0	0	0	0	0	0	0	0	0	.000	
Fingers	0	1	6.75	1	0	0	1	0	0	4.0	5	3	3	1	0	1	1	3	0	0	.385	
Holtzman	0	2	4.09	2	2	0	0	0	0	11.0	12	8	5	0	0	1	0	7	0	0	.261	
Lindblad	0	0	0.00	2	0	0	1	0	0	4.2	5	3	0	0	0	1	1	0	1	0	.313	
Todd	0	0	9.00	3	0	0	0	0	0	1.0	3	1	1	0	0	0	0	0	0	0	.600	
Totals	0	3	4.32	3	3	0	3	0	0	25.0	31	18	12	2	0	3	2	12	1	0	.316	

Game 1 — October 4
Boston 7, Oakland 1

Game 2 — October 5
Boston 6, Oakland 3

Game 3 — October 7
Boston 5, Oakland 3

Oakland	ab	r	h	bi
North cf	3	0	0	1
Washington lf	4	0	0	0
Bando 3b	4	0	0	0
Jackson rf	4	0	1	0
Tenace 1b	3	0	0	0
Rudi 1b	4	0	1	0
Williams dh	3	0	0	0
Hopkins pr-dh	0	0	0	0
Campaneris ss	4	1	0	0
Garner 2b	2	0	0	0
Holt ph	1	0	1	0
Martinez pr-2b	0	0	0	0
Holtzman p	0	0	0	0
Todd p	0	0	0	0
Lindblad p	0	0	0	0
Boseman p	0	0	0	0
Abbott p	0	0	0	0
Totals	32	1	3	1

Boston	ab	r	h	bi
Beniquez dh	4	1	2	1
Doyle 2b	3	1	0	1
Yastrzemski lf	4	1	1	0
Fisk c	4	2	1	0
Lynn cf	4	0	1	2
Petrocelli 3b	4	0	0	0
Evans rf	4	1	1	0
Cooper 1b	3	0	1	0
Burleson ss	3	1	1	1
Tiant p	0	0	0	0
Totals	33	7	8	5

Oakland	000	000	010	1	3	4
Boston	200	000	50x	7	8	3

E — Bando, Washington, Garner, Lynn, North, Burleson, Cooper. **LOB** — Oakland 7, Boston 5. **2B** — Evans, Burleson, Lynn, Holt. **SB** — Beniquez 2. **S** — Cooper. **SF** — Doyle.

Oakland	ip	h	r	er	bb	so
Holtzman (L)	6.1	5	4	2	1	4
Todd	0.0	1	1	1	0	0
Lindblad	0.1	2	2	0	0	0
Bosman	0.1	0	0	0	0	0
Abbott	1.0	0	0	0	0	0
Boston	ip	h	r	er	bb	so
Tiant (W)	9.0	3	1	0	3	8

Todd pitched to one batter in the 7th.
T — 2:40. **A** — 35,578
Umpires — Denkinger, DiMuro, Kunkel, Luciano, Evans and Morgenweck.

Oakland	ab	r	h	bi
North cf	4	0	0	0
Campaneris ss	3	0	0	0
Bando 3b	4	1	4	0
Jackson rf	4	1	2	2
Tenace 1b-c	4	0	0	0
Rudi lf	4	1	2	0
Washington dh	4	0	2	1
Garner 2b	2	0	0	0
Harper ph	0	0	0	0
Holt 1b	1	0	0	0
Fosse c	2	0	0	0
Williams ph	1	0	0	0
Martinez 2b	0	0	0	0
Tovar ph	1	0	0	0
Blue p	0	0	0	0
Todd p	0	0	0	0
Fingers p	0	0	0	0
Totals	34	3	10	3

Boston	ab	r	h	bi
Beniquez dh	4	1	1	0
Doyle 2b	3	1	1	0
Yastrzemski lf	3	2	2	2
Fisk c	4	1	2	1
Lynn cf	4	0	2	1
Petrocelli 3b	4	1	1	1
Evans rf	3	0	0	0
Cooper 1b	3	0	2	0
Burleson ss	2	0	1	0
Cleveland p	0	0	0	0
Moret p	0	0	0	0
Drago p	0	0	0	0
Totals	30	6	12	5

Oakland	200	100	000	3	10	0
Boston	000	301	11x	6	12	0

DP — Oakland 4, Boston 2. **LOB** — Oakland 6, Boston 3. **2B** — Bando 2, Rudi 2, Washington, Fisk, Cooper 2, Yastrzemski. **HR** — Jackson, Yastrzemski, Petrocelli. **S** — Burleson, Doyle.

Oakland	ip	h	r	er	bb	so
Blue	3.0	6	3	3	0	2
Todd	1.0	1	0	0	0	0
Fingers (L)	4.0	5	3	3	1	3
Boston	ip	h	r	er	bb	so
Cleveland	5.0	7	3	3	1	2
Moret (W)	1.0	1	0	0	1	0
Drago (Sv)	3.0	2	0	0	0	2

Blue pitched to four batters in the 4th. Todd pitched to one batter in the 5th. Cleveland pitched to one batter in the 6th. Moret pitched to one batter in the 7th.
WP — Drago.
T — 2:27. **A** — 35,578
Umpires — DiMuro, Kunkel, Luciano, Evans, Morgenweck and Denkinger.

Boston	ab	r	h	bi
Beniquez dh	4	0	0	0
Doyle 2b	5	1	2	1
Yastrzemski lf	4	1	2	0
Fisk c	4	1	2	1
Lynn cf	3	1	1	0
Petrocelli 3b	4	0	1	1
Evans rf	3	0	0	0
Cooper 1b	4	0	1	1
Burleson ss	4	1	2	0
Wise p	0	0	0	0
Drago p	0	0	0	0
Totals	35	5	11	4

Oakland	ab	r	h	bi
Campaneris ss	4	0	0	0
Washington lf	4	1	1	0
Bando 3b	4	0	2	2
Jackson rf	4	0	2	1
Tenace 1b-c	4	0	0	0
Rudi lf	4	0	0	0
Williams dh	4	0	0	0
Tenace c	2	0	0	0
North cf	3	0	0	0
Garner 2b	1	0	0	0
Tovar ph-2b	1	2	1	0
Martinez 2b	0	0	0	0
Holt ph	1	0	0	0
Holtzman p	0	0	0	0
Todd p	0	0	0	0
Lindblad p	0	0	0	0
Totals	32	3	6	3

Boston	000	130	010	5	11	1
Oakland	000	001	020	3	6	2

E — Washington, Tovar, Doyle. **DP** — Boston 1. **LOB** — Boston 6, Oakland 6. **2B** — Burleson. **SB** — Fisk. **S** — Beniquez, Lynn.

Boston	ip	h	r	er	bb	so
Wise (W)	7.1	6	3	2	3	2
Drago (Sv)	1.2	0	0	0	1	0
Oakland	ip	h	r	er	bb	so
Holtzman (L)	4.2	7	4	3	0	3
Todd	0.0	1	0	0	0	0
Lindblad	4.1	3	1	0	1	0

Todd pitched to one batter in the 5th.
WP — Lindblad.
T — 2:30. **A** — 49,358
Umpires — Kunkel, Luciano, Evans, Morgenweck, Denkinger and DiMuro.

1981 ALDS

The A's sweep a three-game series from Kansas City in baseball's first ever Division Series, pitting first and second half winners in each division in a season interrupted by a strike. The A's pitching staff allows just two runs in the entire series and the offense is paced by Dwayne Murphy who is 6 for 11 in the three-game series.

Mike Norris tosses a four-hit shutout in Game 1, a 4-0 A's victory at Kansas City. Wayne Gross hit a three-run home run in the fourth inning. The A's get their second consecutive complete game in Game 2 as Steve McCatty pitches a six-hitter in the A's 2-1 win. Tony Armas had a RBI double in the first inning and after the Royals tied the game in the fifth, Armas added a RBI double in the eighth for the win. The A's complete the sweep with a 4-1 win in Oakland in Game 3. Armas had a RBI single in the first and three Kansas City errors led to a run in the third. After the Royals scored a run in the fourth, Dave McKay homered and Dwayne Murphy had a RBI single in the bottom of the inning.

FINAL STATISTICS

PLAYER	AVG	G	AB	R	H	TB	2B	3B	HR	RBI	SH	SF	HP	BB	IBB	SO	SB	CS	DP	E	SLG	OBP
Armas	.545	3	11	1	6	8	2	0	0	3	0	0	0	1	0	1	0	0	0	1	.727	.583
Bosetti	—	1	0	0	0	0	0	0	0	0	0	0	0	0	0	0	0	0	0	0	—	—
Drumright	.250	1	4	0	1	1	0	0	0	0	0	0	0	0	0	0	0	0	1	0	.250	.250
Gross	.400	2	5	1	2	5	0	0	1	3	0	0	0	0	0	0	0	0	0	0	1.000	.400
Heath	.000	2	8	0	0	0	0	0	0	0	0	0	0	0	0	1	0	0	0	0	.000	.000
Henderson	.182	3	11	3	2	2	0	0	0	0	0	0	0	2	0	0	2	0	0	0	.182	.308
Johnson	.286	2	7	0	2	3	1	0	0	1	0	0	0	0	0	1	0	0	0	0	.429	.286
Klutts	.143	2	7	0	1	1	0	0	0	0	1	0	0	0	0	1	0	0	0	0	.143	.143
McKay	.273	3	11	1	3	6	0	0	1	1	0	0	0	1	0	1	0	0	0	1	.545	.333
Moore	.000	2	8	0	0	0	0	0	0	0	0	0	0	0	0	2	0	0	0	0	.000	.000
Murphy	.545	3	11	4	6	10	1	0	1	2	0	0	0	1	0	1	0	1	0	0	.909	.583
Newman	.000	1	3	0	0	0	0	0	0	1	0	0	0	0	0	1	0	0	0	0	.000	.000
Picciolo	.333	1	3	0	1	1	0	0	0	0	0	0	0	0	0	0	0	0	0	0	.333	.333
Spencer	.250	1	4	0	1	2	1	0	0	0	0	0	0	0	0	0	0	0	0	0	.500	.250
Stanley	.000	3	6	0	0	0	0	0	0	0	0	0	0	1	0	1	0	0	0	0	.000	.143
pitchers	—	0	0	0	0	0	0	0	0	0	0	0	0	0	0	0	0	0	0	1	—	—
Totals	.253	3	99	10	25	39	5	0	3	9	3	0	0	6	0	10	2	1	1	3	.394	.295

PITCHER	W	L	ERA	G	GS	CG	GF	SHO	SV	IP	H	R	ER	HR	HB	BB	IBB	SO	WP	BK	AVG
Beard	0	0	0.00	1	0	0	1	0	1	1.1	0	0	0	0	0	0	0	2	0	0	.000
Langford	1	0	1.23	1	1	0	0	0	0	7.1	10	1	1	0	0	0	0	3	0	0	.333
McCatty	1	0	1.00	1	1	0	0	0	0	9.0	6	1	1	0	0	4	0	3	0	0	.188
Norris	1	0	0.00	1	1	0	1	0	1	9.0	4	0	0	0	0	3	0	2	0	0	.129
Underwood	0	0	0.00	1	0	0	0	0	0	0.1	0	0	0	0	0	0	0	1	0	0	.000
Totals	3	0	0.67	3	3	2	1	1	1	27.0	20	2	2	0	0	7	0	11	0	0	.204

Game 1 — October 6
Oakland 4, Kansas City 0

Oakland	ab	r	h	bi
Henderson lf	4	0	0	0
Murphy cf	3	2	2	1
Drumright dh	4	0	1	0
Armas rf	4	1	1	0
Gross 3b	4	1	2	3
Spencer 1b	4	0	1	0
Heath c	4	0	0	0
McKay 2b	4	0	1	0
Stanley ss	4	0	0	0
Totals	35	4	8	4

Kansas City	ab	r	h	bi
Wilson lf	4	0	1	0
White 2b	3	0	0	0
Brett 3b	4	0	0	0
Aikens 1b	4	0	1	0
Otis cf	4	0	0	0
McRae dh	4	0	0	0
Hurdle rf	3	0	1	0
Wathan c	2	0	0	0
Washington ss	3	0	1	0
Totals	31	0	4	0

Oakland	000	300	010	4	8	2
Kansas City	000	000	000	0	4	1

E — Norris, Brett, McKay. **DP** — Oakland 2, Kansas City 1. **LOB** — Oakland 5, Kansas City 7. **2B** — Spencer. **HR** — Gross, Murphy.

Oakland	ip	h	r	er	bb	so
Norris (W)	9.0	4	0	0	3	2
Kansas City	ip	h	r	er	bb	so
Leonard (L)	8.0	7	4	1	1	3
Martin	1.0	1	0	0	0	0

T — 2:35. **A** — 40,592

Umpires — Maloney, Brinkman, Palermo, Denkinger, Evans, McKean.

Game 2 — October 7
Oakland 2, Kansas City 1

Oakland	ab	r	h	bi
Henderson lf	5	0	0	0
Murphy cf	4	2	2	0
Johnson dh	3	0	1	0
Armas rf	4	0	4	2
Bosetti pr-rf	0	0	0	0
Kluttz 3b	3	0	1	0
Moore 1b	4	0	0	0
McKay 2b	4	0	1	0
Newman c	3	0	0	0
Picciole ss	3	0	1	0
Gross ph	1	0	0	0
Stanley ss	0	0	0	0
Totals	34	2	10	2

Kansas City	ab	r	h	bi
Wilson lf	5	0	1	1
White 2b	4	0	0	0
Brett 3b	4	0	1	0
Aikens 1b	1	0	0	0
Geronimo pr	0	0	0	0
May 1b	0	0	0	0
Otis cf	4	0	0	0
McRae dh	3	0	0	0
Hurdle rf	4	0	1	0
Wathan c	4	1	2	0
Washington ss	3	0	1	0
Totals	32	1	6	1

Oakland	100	000	010	2	10	1
Kansas City	000	010	000	1	6	0

E — Armas. **LOB** — Oakland 8, Kansas City 9. **2B** — Johnson, Armas 2. **SB** — Henderson. **S** — Kluttz, Washington, Johnson, Newman.

Oakland	ip	h	r	er	bb	so
McCatty (W)	9.0	6	1	1	4	3
Boston	ip	h	r	er	bb	so
Jones (L)	8.0	9	2	2	0	2
Quisenberry	1.0	1	0	0	0	0

T — 2:50. **A** — 40,274

Umpires — Brinkman, Palermo, Denkinger, Evans, McKean, Maloney.

Game 3 — October 9
Oakland 4, Kansas City 1

Kansas City	ab	r	h	bi
Wilson lf	4	0	2	0
White 2b	4	1	2	0
Brett 3b	4	0	1	0
Aikens 1b	4	0	2	0
Otis cf	4	0	0	1
McRae dh	4	0	1	0
Hurdle rf	4	0	1	0
Wathan c	4	0	1	0
Washington ss	3	0	0	0
Totals	35	1	10	1

Oakland	ab	r	h	bi
Henderson lf	2	3	2	0
Murphy cf	4	0	2	1
Johnson dh	4	0	1	0
Armas rf	3	0	1	1
Kluttz 3b	4	0	0	0
Moore 1b	4	0	0	0
Heath c	4	0	0	0
McKay 2b	3	1	1	1
Stanley ss	2	0	0	0
Totals	30	4	7	3

Kansas City	000	100	000	1	10	3
Oakland	101	200	00x	4	7	0

E — Washington, White, Wathan. **DP** — Oakland 1. **LOB** — Kansas City 7, Oakland 7. **2B** — McRae, Murphy. **HR** — McKay. **SB** — Henderson.

Kansas City	ip	h	r	er	bb	so
Gura (L)	3.2	7	4	3	3	3
Martin	4.1	0	0	0	2	2
Oakland	ip	h	r	er	bb	so
Langford (W)	7.1	10	1	1	0	3
Underwood	0.1	0	0	0	0	1
Beard (S)	1.1	0	0	0	0	2

T — 2:59. **A** — 40,002

Umpires — Palermo, Denkinger, Evans, McKean, Maloney, Brinkman.

1981 ALCS

The A's are swept by the New York Yankees in three games in their first ALCS appearance in seven years. The A's are outscored 20-4 in the three-game set, compiling a .222 batting average while allowing a 6.84 ERA. Rickey Henderson provides most of the offense as he is 4 for 11 with two doubles, a triple, an RBI and two stolen bases.

The Yankees scored three times in the first inning off A's starter Mike Norris in Game 1 en route to a 3-1 victory. Dwayne Murphy drives in Rob Picciolo with the A's lone run in the first inning. The A's take a 3-1 lead in Game 2 before New York scores seven times in the bottom of the fourth inning to take an 8-3 lead. Steve McCatty takes the loss, allowing five runs on six hits in 3 1/3 innings and all five A's pitchers allow at least one run. The Yankees then clinch the series with a 4-0 victory in Game 3 as Dave Righetti, Ron Davis and Rich Gossage combine to blank the A's on five hits.

FINAL STATISTICS

PLAYER	AVG	G	AB	R	H	TB	2B	3B	HR	RBI	SH	SF	HP	BB	IBB	SO	SB	CS	DP	E	SLG	OBP
Armas	.167	3	12	0	2	2	0	0	0	0	0	0	0	0	0	5	0	0	1	0	.167	.167
Bosetti	.250	2	4	1	1	2	1	0	0	0	0	0	0	0	0	1	0	0	0	0	.500	.250
Davis	1.000	1	1	0	1	1	0	0	0	0	0	0	0	0	0	0	0	0	0	0	1.000	1.000
Drumright	.000	3	4	0	0	0	0	0	0	0	0	0	0	1	1	0	0	0	0	0	.000	.200
Gross	.000	3	5	0	0	0	0	0	0	0	0	0	0	0	0	0	0	0	0	0	.000	.000
Heath	.333	3	6	1	2	2	0	0	0	0	0	0	0	0	0	1	0	0	0	0	.333	.333
Henderson	.364	3	11	0	4	8	2	1	0	1	0	0	0	1	0	2	2	0	1	1	.727	.417
Johnson	.000	2	6	0	0	0	0	0	0	0	0	0	0	2	0	2	0	0	0	0	.000	.250
Klutts	.429	3	7	1	3	3	0	0	0	0	0	0	0	0	0	1	0	0	0	1	.429	.429
McKay	.273	3	11	0	3	3	0	0	1	0	0	0	0	0	0	2	0	0	1	1	.273	.273
Moore	.250	3	8	0	2	2	0	0	0	0	0	0	0	0	0	1	0	0	1	0	.250	.250
Murphy	.250	3	8	0	2	3	1	0	0	1	0	0	0	2	0	3	0	0	1	0	.375	.400
Newman	.000	2	5	0	0	0	0	0	0	0	0	0	0	0	0	2	0	0	1	0	.000	.000
Picciolo	.200	2	5	1	1	1	0	0	0	0	0	0	0	0	0	2	0	0	0	1	.200	.200
Spencer	.000	2	3	0	0	0	0	0	0	0	0	0	0	0	0	0	0	0	0	0	.000	.000
Stanley	.333	2	3	0	1	1	0	0	1	0	0	0	0	0	0	1	0	0	0	0	.333	.333
Totals	.222	3	99	4	22	28	4	1	0	4	0	0	0	6	1	23	2	0	6	4	.283	.267

PITCHER	W	L	ERA	G	GS	CG	GF	SHO	SV	IP	H	R	ER	HR	HB	BB	IBB	SO	WP	BK	AVG
Beard	0	0	40.50	1	0	0	0	0	0	0.2	5	3	3	1	0	0	0	0	0	0	.714
Jones	0	0	4.50	1	0	0	0	0	0	2.0	2	1	1	0	1	1	0	0	0	0	.250
Keough	0	1	1.08	1	1	0	0	0	0	8.1	7	2	1	1	1	0	6	4	1	0	.219
Kingman	0	0	81.00	1	0	0	0	0	0	0.1	3	3	3	0	0	0	0	0	0	0	.750
McCatty	0	1	13.50	1	1	0	0	0	0	3.1	6	5	5	0	1	2	0	2	0	0	.375
Norris	0	1	3.68	1	1	0	0	0	0	7.1	6	3	3	0	0	2	0	4	0	0	.222
Owchinko	0	0	5.40	1	0	0	1	0	0	1.2	3	1	1	1	1	0	0	0	0	0	.429
Underwood	0	0	13.50	2	0	0	2	0	0	1.1	4	2	2	0	0	2	0	0	0	0	.667
Team Totals	0	3	6.84	3	3	0	3	0	0	25.0	36	20	19	3	2	13	0	10	1	0	.336

Game 1 — October 13
New York 3, Oakland 1

Game 2 — October 14
New York 13, Oakland 3

Game 3 — October 15
New York 4, Oakland 0

Oakland	ab	r	h	bi
Henderson lf	4	0	2	0
Murphy cf	2	0	0	1
Johnson dh	3	0	0	0
Armas rf	4	0	1	0
Kluttz 3b	3	0	2	0
Gross ph-3b	1	0	0	0
Moore 1b	4	0	0	0
Newman c	2	0	0	0
Drumright ph	1	0	0	0
Heath c	1	0	0	0
McKay 2b	4	0	0	0
Picciolo ss	3	1	1	0
Totals	32	1	6	1

Oakland	ab	r	h	bi
Henderson lf	5	0	1	1
Murphy cf	5	0	2	0
Moore 1b	2	0	0	0
Spencer ph-1b	2	0	0	0
Armas rf	4	0	0	0
Kluttz 3b	2	1	1	0
Gross ph-3b	2	0	0	0
Heath c	4	1	2	0
McKay 2b	4	0	2	1
Bosetti dh	1	1	1	0
Drumright ph-dh	2	0	0	0
Stanley ss	3	0	1	1
Davis ph	1	0	1	0
Totals	37	3	11	3

New York	ab	r	h	bi
Mumphrey cf	3	0	1	0
Milbourne ss	4	1	1	0
Winfield lf	5	0	0	0
Murcer dh	3	0	1	0
Piniella ph-dh	1	1	1	0
Gamble rf	1	0	0	0
Foote ph	1	0	1	0
Brown pr-rf	0	1	0	0
Nettles 3b	5	0	1	3
Watson 1b	5	0	1	0
Cerone c	4	0	1	0
Randolph 2b	4	1	2	1
Totals	36	4	10	4

New York	ab	r	h	bi
Mumphrey cf	4	0	1	0
Milbourne ss	4	1	3	0
Winfield lf	3	0	0	0
Jackson rf	3	1	0	0
Gamble dh	2	1	0	0
Piniella ph-dh	1	0	1	0
Nettles 3b	3	0	1	3
Watson 1b	3	0	1	0
Brown pr	0	0	0	0
Revering 1b	1	0	0	0
Cerone c	2	0	0	0
Randolph 2b	3	0	0	0
Totals	29	3	7	3

New York	ab	r	h	bi
Mumphrey cf	5	2	4	0
Milbourne ss	5	2	2	1
Robertson ph-ss	1	0	0	0
Winfield lf	5	2	2	2
Jackson rf	1	0	0	1
Piniella rf	3	1	1	3
Brown rf	1	1	1	0
Gamble dh	3	1	1	1
Nettles 3b	4	2	4	3
Rodriguez 3b	0	0	0	0
Watson 1b	4	0	1	1
Revering 1b	1	0	1	0
Cerone c	4	1	0	0
Foote c	0	0	0	0
Randolph 2b	5	1	2	1
Totals	42	13	19	13

Oakland	ab	r	h	bi
Henderson lf	2	0	1	0
Heath lf	1	0	0	0
Murphy cf	1	0	0	0
Bosetti ph-cf	3	0	0	0
Johnson dh	3	0	0	0
Armas rf	4	0	1	0
Kluttz 3b	2	0	0	0
Gross ph-3b	2	0	0	0
Moore 1b	2	0	2	0
Spencer ph-1b	1	0	0	0
McKay 2b	3	0	1	0
Newman c	3	0	0	0
Picciolo ss	2	0	0	0
Drumright ph	1	0	0	0
Stanley ss	0	0	0	0
Totals	30	0	5	0

Oakland	000	010	000	1	6	1
New York	300	000	00x	3	7	1

E — Nettles, Henderson. DP — New York 2. LOB — Oakland 7, New York 7. 2B — Nettles, Henderson 2. SB — Jackson. S — Cerone.

Oakland	001	200	000	3	11	1
New York	100	701	40x	13	19	0

E — Kluttz. DP — New York 2. LOB — Oakland 8, New York 11. 2B — Mumphrey, Bosetti, Winfield, Murphy. 3B — Henderson. HR — Piniella, Nettles. SB — Winfield. SF — Gamble.

Oakland	ip	h	r	er	bb	so
McCatty (L)	3.1	6	5	5	2	2
Beard	0.2	5	3	3	0	0
Jones	2.0	2	1	1	1	0
Kingman	0.1	3	3	3	0	0
Owchinko	1.2	3	1	1	0	0
New York	ip	h	r	er	bb	so
May	3.1	6	3	3	0	5
Frazier (W)	5.2	5	0	0	1	5

WP — Frazier. PB — Cerone. HBP — by McCatty (Cerone), by Jones (Nettles). T — 3:08. A — 48,497. Umpires — Goetz, Neudecker, Springstead, Merrill, Voltaggio and Bremigan.

New York	000	001	003	4	10	0
Oakland	000	000	000	0	5	2

E — Picciolo, McKay. DP — New York 2, Oakland 1. LOB — New York 12, Oakland 5. 2B — Nettles. HR — Randolph. SB — Henderson 2. S — Milbourne.

New York	ip	h	r	er	bb	so
Righetti (W)	6.0	4	0	0	2	4
Davis	2.0	0	0	0	0	1
Gossage	1.0	1	0	0	0	2
Oakland	ip	h	r	er	bb	so
Keough (L)	8.1	7	2	1	6	4
Underwood	0.2	3	2	2	0	0

WP — Keough. T — 3:19. A — 47,302. Umpires — Neudecker, Springstead, Merrill, Voltaggio, Bremigan and Goetz.

T — 2:52. A — 55,740. Umpires — Bremigan, Goetz, Neudecker, Springstead, Merrill and Voltaggio.

1988 ALCS

The A's sweep the Boston Red Sox in four games to win their first American League pennant in 14 years. The A's hit .299 in the series and the pitching staff posts a 2.00 ERA while holding the Red Sox to a .206 batting average. Dennis Eckersley was named ALCS MVP after saving all four games and the bullpen recorded three of the wins. Dave Henderson hit .375 and Jose Canseco hit three of the A's seven home runs.

Jose Canseco homers in the fourth inning of Game 1 but Dave Henderson provides the game winning single in the eighth inning in the A's 2-1 victory. Game 2 is a scoreless tie until the Red Sox score twice in the sixth off Storm Davis but Jose Canseco hit a two-run home run and Mark McGwire added a RBI single in the seventh to give the A's a 3-2 lead. After the Red Sox tie the game, Walt Weiss has the game winning RBI single in the ninth. The A's outscore the Red Sox 10-6 in Game 3 as Carney Lansford, McGwire and Ron Hassey have three hits each while Hassey drives in three runs. The A's clinch the series with a 4-1 win in Game 4 as Dave Stewart allows a run in seven innings for the win. Jose Canseco homered in the first and Dave Henderson had a RBI single in the third before the A's score two insurance runs in the eighth.

FINAL STATISTICS

PLAYER	AVG	G	AB	R	H	TB	2B	3B	HR	RBI	SH	SF	HP	BB	IBB	SO	SB	CS	DP	E	SLG	OBP
Baylor	.000	2	6	0	0	0	0	0	0	1	0	1	0	1	0	2	0	0	0	0	.000	.125
Canseco	.313	4	16	4	5	15	1	0	3	4	0	0	0	1	0	2	1	1	1	0	.938	.353
Gallego	.083	4	12	1	1	1	0	0	0	0	0	0	0	0	0	3	0	0	0	0	.083	.083
Hassey	.500	4	8	2	4	8	1	0	1	3	0	0	0	1	1	1	0	0	0	0	1.000	.556
Henderson	.375	4	16	2	6	10	1	0	1	4	0	0	0	1	0	7	0	0	0	2	.625	.412
Javier	.500	2	4	0	2	2	0	0	0	1	0	0	0	1	1	0	0	0	0	0	.500	.600
Lansford	.294	4	17	4	5	9	1	0	1	2	0	0	0	0	0	2	0	1	0	0	.529	.294
McGwire	.333	4	15	4	5	8	0	0	1	3	0	0	0	1	1	5	0	0	0	0	.533	.375
Parker	.250	3	12	1	3	4	1	0	0	0	0	0	0	0	0	4	0	0	0	1	.333	.250
Phillips	.286	2	7	0	2	3	1	0	0	0	0	0	0	1	0	3	0	0	0	0	.429	.375
Polonia	.400	3	5	0	2	2	0	0	0	0	0	0	0	1	0	2	0	1	0	0	.400	.500
Steinbach	.250	2	4	0	1	1	0	0	0	0	0	0	0	2	0	0	0	0	0	0	.250	.500
Weiss	.333	4	15	2	5	7	2	0	0	2	0	0	0	0	0	4	0	0	0	0	.467	.333
Totals	.299	4	137	20	41	70	8	0	7	20	0	1	0	10	3	35	1	3	1	3	.511	.345

PITCHER	W	L	ERA	G	GS	CG	GF	SHO	SV	IP	H	R	ER	HR	HB	BB	IBB	SO	WP	BK	AVG
Cadaret	0	0	27.00	1	0	0	0	0	0	0.1	1	1	1	1	0	0	0	0	0	0	.500
Davis	0	0	0.00	1	1	0	0	0	0	6.1	2	2	0	0	0	5	0	4	1	0	.100
Eckersley	0	0	0.00	4	0	0	4	0	4	6.0	1	0	0	0	0	2	0	5	0	0	.053
Honeycutt	1	0	0.00	3	0	0	0	0	0	2.0	0	0	0	0	0	2	0	0	0	0	.000
Nelson	2	0	0.00	2	0	0	0	0	0	4.2	5	0	0	0	0	1	0	0	0	0	.294
Plunk	0	0	0.00	1	0	0	0	0	0	0.1	1	0	0	0	0	0	0	1	0	0	.500
Stewart	1	0	1.35	2	2	0	0	0	0	13.1	9	2	2	0	1	6	0	11	0	0	.188
Welch	0	0	27.00	1	1	0	0	0	0	1.2	6	5	5	1	0	2	0	0	0	0	1.667
Young	0	0	0.00	1	0	0	0	0	0	1.1	1	1	0	0	0	0	0	2	0	0	.200
Totals	4	0	2.00	4	4	0	4	0	4	36.0	26	11	8	2	1	18	0	23	1	1	.206

Game 1 — October 5
Oakland 2, Boston 1

Game 2 — October 6
Oakland 4, Boston 3

Game 3 — October 8
Oakland 10, Boston 6

Oakland	ab	r	h	bi
Lansford 3b	4	1	1	0
Henderson cf	4	0	2	0
Canseco rf	4	1	1	1
McGwire 1b	4	0	0	0
Steinbach c	2	0	1	0
Hassey c	1	0	0	0
Baylor dh	3	0	0	0
Polonia pr	0	0	0	0
Phillips lf	3	0	0	0
Gallego 2b	4	0	0	0
Weiss ss	3	0	1	0
Totals	32	2	6	2

Oakland	ab	r	h	bi
Polonia lf	5	0	2	0
Gallego 2b	0	0	0	0
Henderson cf	3	1	1	0
Canseco rf	4	1	1	2
Parker dh	4	0	1	0
Lansford 3b	4	1	0	0
Hassey c	4	1	1	0
McGwire 1b	4	0	1	1
Phillips 2b-lf	4	0	2	0
Weiss ss	4	0	1	1
Totals	36	4	10	4

Boston	ab	r	h	bi
Burks cf	5	2	2	0
Barrett 2b	4	1	1	0
Boggs 3b	4	2	3	2
Greenwell lf	5	1	2	3
Rice dh	5	0	0	0
Evans rf	2	0	1	1
Gedman c	3	0	2	0
Reed ss	3	0	1	0
Benzinger 1b	3	0	0	0
Parrish ph-1b	1	0	0	0
Totals	35	6	12	6

Boston	ab	r	h	bi
Boggs 3b	4	0	1	1
Barrett 2b	4	0	1	0
Evans rf	4	0	1	0
Greenwell lf	3	0	0	0
Benzinger 1b	4	0	0	0
Burks cf	4	0	0	0
Rice dh	2	0	1	0
Romine pr	0	1	0	0
Parrish ph	1	0	0	0
Reed ss	2	0	1	0
Gedman c	3	0	2	0
Romero pr	0	0	0	0
Totals	31	1	6	1

Boston	ab	r	h	bi
Boggs 3b	3	0	0	0
Barrett 2b	4	0	0	0
Evans rf	3	1	0	0
Greenwell lf	2	1	0	0
Rice dh	4	0	1	0
Romine pr	0	0	0	0
Burks cf	4	0	1	1
Benzinger 1b	3	0	1	0
Reed ss	2	0	0	0
Parrish ph	1	0	0	0
Gedman c	4	1	1	1
Totals	30	3	4	2

Oakland	ab	r	h	bi
Lansford 3b	5	2	3	2
Henderson cf	5	1	2	2
Canseco rf	4	0	0	0
Parker dh	5	1	1	0
McGwire 1b	4	3	3	1
Hassey c	3	1	3	3
Javier lf	3	0	1	1
Gallego 2b	4	1	1	0
Weiss ss	4	1	1	1
Totals	37	10	15	10

Oakland	000	100	010	2	6	0
Boston	000	000	100	1	6	0

DP – Oakland 1, Boston 1. **LOB** – Oakland 6, Boston 9. **2B** – Weiss, Evans, Lansford, Reed. **HR** – Canseco. **SF** – Boggs.

Oakland	ip	h	r	er	bb	so
Stewart	6.1	5	1	1	3	6
Honeycutt (W)	0.2	0	0	0	0	0
Eckersley (Sv)	2.0	1	0	0	1	3
Boston	ip	h	r	er	bb	so
Hurst (L)	9.0	6	2	2	3	7

PB – Steinbach. **HBP** – by Stewart (Reed). **T** – 2:44. **A** – 34,104

Oakland	000	000	301	4	10	1
Boston	000	002	100	3	4	1

E – Clemens, Henderson. **DP** – Oakland 1. **LOB** – Oakland 6, Boston 6. **2B** – Phillips. **HR** – Canseco, Gedman. **S** – Reed.

Oakland	ip	h	r	er	bb	so
Davis	6.1	2	2	0	5	4
Cadaret	0.1	1	1	1	0	0
Nelson (W)	1.1	1	0	0	0	0
Eckersley (Sv)	1.0	0	0	0	0	0
Boston	ip	h	r	er	bb	so
Clemens	7.0	6	3	3	0	8
Stanley	0.1	1	0	0	1	0
Smith (L)	1.2	3	1	1	0	1

WP – Davis, Clemens. **Balk** – Clemens. **PB** – Gedman. **T** – 3:14. **A** – 34,605

Boston	320	000	100	6	12	0
Oakland	042	010	12x	10	15	1

E – Henderson. **DP** – Boston 1, Oakland 2. **LOB** – Boston 8, Oakland 6. **2B** – Greenwell, Burks, Weiss, Hassey, Parker. **HR** – Greenwell, McGwire, Lansford, Hassey, Henderson. **S** – Barrett. **SF** – Boggs.

Boston	ip	h	r	er	bb	so
Boddicker (L)	2.2	8	6	6	1	2
Gardner	4.2	6	3	3	2	8
Stanley	0.2	1	1	1	0	0
Oakland	ip	h	r	er	bb	so
Welch	1.2	6	5	5	2	0
Nelson (W)	3.1	4	0	0	1	0
Young	1.1	1	1	0	0	2
Plunk	0.1	1	0	0	0	1
Honeycutt	0.1	0	0	0	1	0
Eckersley (Sv)	2.0	0	0	0	0	2

Honeycutt pitched to one batter in the 8th. **Balk** – Welch. **T** – 3:14. **A** – 49,261

Game 4 — October 9
Oakland 4, Boston 1

Boston	ab	r	h	bi
Boggs 3b	2	0	1	0
Greenwell lf	4	0	1	0
Rice dh	2	0	0	1
Owen ph	0	0	0	0
Evans rf	3	0	0	0
Benzinger ph	1	0	0	0
Gedman c	4	0	0	0
Reed ss	4	0	1	0
Parrish ph	3	0	0	0
Totals	30	1	4	1

Oakland	ab	r	h	bi
Lansford 3b	4	0	1	0
Henderson cf	4	0	1	1
Canseco rf	4	2	3	1
McGwire 1b	3	1	1	1
Parker lf	3	0	1	0
Javier pr-lf	1	0	1	0
Steinbach c	2	0	0	0
Polonia ph	0	0	0	0
Hassey c	0	0	0	0
Baylor dh	3	0	0	1
Gallego 2b	4	0	0	0
Weiss ss	4	1	2	0
Totals	32	4	10	4

Boston	000	001	000	1	4	0
Oakland	101	000	02x	4	10	1

E – Parker. **DP** – Oakland 1. **LOB** – Boston 7, Oakland 8. **2B** – Henderson, Canseco. **HR** – Canseco. **SB** – Canseco. **SF** – Baylor.

Boston	ip	h	r	er	bb	so
Hurst (L)	4.0	4	2	2	2	5
Smithson	2.1	3	0	0	0	1
Smith	1.2	3	2	2	1	3
Oakland	ip	h	r	er	bb	so
Stewart (W)	7.0	4	1	1	3	5
Honeycutt	1.0	0	0	0	1	0
Eckersley (Sv)	1.0	0	0	0	1	0

Stewart pitched to one batter in the 8th.
T – 2:55. A – 49,406

1988 WORLD SERIES

The A's return to the World Series for the first time in 14 years when they also met the Dodgers. After winning the series in five games in 1974, the A's lose to the Dodgers in five games in 1988. The A's hit just .177 in the series and are outscored 21-11 in the five games. Jose Canseco collects just one hit in the series but leads the A's with five RBI. Storm Davis loses twice and posts an 11.25 ERA.

Canseco hits a grand slam in the second inning of Game 1 to give the A's a 4-2 lead before Kirk Gibson hits a pinch-hit two-out two-run home run in the bottom of the ninth to lift the Dodgers to a 5-4 win. Orel Hershiser shuts out the A's on three hits in a 6-0 Los Angeles win in Game 2. Davis allows six runs in 3 1/3 innings and Dave Parker has all three of the A's hits. The series moves to Oakland for Game 3 and the A's get their only win of the series when Mark McGwire breaks a 1-1 tie with a one-out home run in the bottom of the ninth. The Dodgers score two runs in the first inning of Game 4 and lead the rest of the way in a 4-3 win. Dave Henderson collects four hits. Hershiser clinched World Series MVP honors by tossing a four-hitter in Game 5 to defeat the A's 5-2.

FINAL STATISTICS

PLAYER	AVG	G	AB	R	H	TB	2B	3B	HR	RBI	SH	SF	HP	BB	IBB	SO	SB	CS	DP	E	SLG	OBP
Baylor	.000	1	1	0	0	0	0	0	0	0	0	0	0	0	0	1	0	0	0	0	.000	.000
Canseco	.053	5	19	1	1	4	0	0	1	5	0	0	1	2	0	5	1	0	0	0	.211	.182
Davis	.000	2	1	0	0	0	0	0	0	0	0	0	0	0	0	1	0	0	0	0	.000	.000
Gallego	—	1	0	0	0	0	0	0	0	0	0	0	0	0	0	0	0	0	0	0	—	—
Hassey	.250	5	8	0	2	2	0	0	0	1	0	0	0	3	0	3	0	0	0	0	.250	.455
Henderson	.300	5	20	1	6	8	2	0	0	1	0	0	0	2	0	7	0	0	0	0	.400	.364
Hubbard	.250	4	12	2	3	3	0	0	0	0	0	0	0	1	0	2	1	0	0	1	.250	.308
Javier	.500	3	4	0	2	2	0	0	0	2	0	1	0	0	0	1	0	0	0	0	.500	.400
Lansford	.167	5	18	2	3	3	0	0	0	1	0	0	0	2	0	2	0	0	0	0	.167	.250
McGwire	.059	5	17	1	1	4	0	0	1	1	0	0	0	3	1	4	0	0	2	0	.235	.200
Parker	.200	4	15	0	3	3	0	0	0	0	0	0	0	2	0	4	0	0	0	0	.200	.294
Phillips	.250	2	4	1	1	1	0	0	0	0	0	0	0	1	0	2	0	0	0	0	.250	.400
Polonia	.111	3	9	1	1	1	0	0	0	0	0	0	0	0	0	2	0	0	0	0	.111	.111
Steinbach	.364	3	11	0	4	5	1	0	0	0	0	0	0	0	0	2	0	0	0	0	.455	.364
Stewart	.000	2	3	1	0	0	0	0	0	0	0	0	0	1	0	3	0	0	0	0	.000	.250
Weiss	.063	5	16	1	1	1	0	0	0	0	1	0	0	0	0	2	1	0	0	1	.063	.063
Totals	.177	5	158	11	28	37	3	0	2	11	1	1	1	17	1	41	3	0	2	2	.234	.260

PITCHER	W	L	ERA	G	GS	CG	GF	SHO	SV	IP	H	R	ER	HR	HB	BB	IBB	SO	WP	BK	AVG
Burns	0	0	0.00	1	0	0	1	0	0	0.1	0	0	0	0	0	0	0	0	0	0	.000
Cadaret	0	0	0.00	3	0	0	0	0	0	2.0	2	0	0	0	0	0	0	3	0	0	.250
Davis	0	2	11.25	2	2	0	0	0	0	8.0	14	10	10	3	0	1	0	7	0	0	.389
Eckersley	0	1	10.80	2	0	0	2	0	0	1.2	2	2	2	1	0	1	0	2	0	0	.333
Honeycutt	1	0	0.00	3	0	0	2	0	0	3.1	0	0	0	0	0	0	0	5	0	0	.000
Nelson	0	0	1.42	3	0	0	0	0	0	6.1	4	1	1	0	0	3	0	3	0	0	.174
Plunk	0	0	0.00	2	0	0	0	0	0	1.2	0	0	0	0	0	0	0	3	0	0	.000
Stewart	0	1	3.14	2	2	0	0	0	0	14.1	12	7	5	1	1	5	0	5	1	1	.222
Welch	0	0	1.80	1	1	0	0	0	0	5.0	6	1	1	0	0	3	0	8	0	0	.300
Young	0	0	0.00	1	0	0	0	0	0	1.0	1	0	0	0	0	0	0	0	0	0	.250
Totals	1	4	3.92	5	5	0	5	0	0	43.2	41	21	19	5	1	13	0	36	1	1	.246

Game 1 — October 15
Los Angeles 5, Oakland 4

Game 2 — October 16
Los Angeles 5, Oakland 0

Game 3 — October 18
Oakland 2, Los Angeles 1

Oakland	ab	r	h	bi	Oakland	ab	r	h	bi	Los Angeles	ab	r	h	bi
Lansford 3b	4	1	0	0	Lansford 3b	3	0	0	0	Sax 2b	5	0	1	0
Henderson cf	5	0	2	0	Henderson cf	4	0	0	0	Stubbs 1b	4	0	1	1
Canseco rf	4	1	1	4	Canseco rf	4	0	0	0	Woodson ph-1b	1	0	0	0
Parker lf	2	0	0	0	Parker lf	4	0	3	0	Hatcher lf-rf	4	0	1	0
Javier pr-lf	1	0	1	0	McGwire 1b	3	0	0	0	Marshall rf	1	0	0	0
McGwire 1b	3	0	0	0	Hassey c	3	0	0	0	Heep ph-lf	3	0	1	0
Steinbach c	4	0	1	0	Hubbard 2b	2	0	0	0	Shelby cf	3	0	2	0
Hassey c	0	0	0	0	Weiss ss	3	0	0	0	M. Davis dh	2	0	0	0
Hubbard 2b	4	1	2	0	S. Davis p	1	0	0	0	Anderson ph	1	0	0	0
Weiss ss	4	0	0	0	Nelson p	0	0	0	0	Scioscia c	4	0	1	0
Stewart p	3	1	0	0	Polonia ph	1	0	0	0	Hamilton 3b	3	1	1	0
Eckersley p	0	0	0	0	Young p	0	0	0	0	Griffin ss	3	0	0	0
Totals	34	4	7	4	Plunk p	0	0	0	0	Totals	34	1	8	1

Los Angeles	ab	r	h	bi	Oakland	ab	r	h	bi					
Sax 2b	3	1	1	0	Phillips lf	1	0	0	0					
Stubbs 1b	4	0	0	0	Polonia ph-lf	3	0	0	0					
Hatcher lf	3	1	1	2	Henderson cf	4	0	0	0					
Marshall rf	4	1	1	0	Canseco rf	4	0	0	0					
Shelby cf	4	0	1	0	McGwire 1b	4	1	1	1					
Scioscia c	4	0	1	1	Steinbach dh	3	0	2	0					
Hamilton 3b	4	0	0	0	Lansford 3b	3	0	0	0					
Griffin ss	2	0	1	0	Hubbard 2b	3	1	1	0					
M. Davis ph	0	1	0	0	Hassey c	1	0	1	1					
Belcher p	0	0	0	0	Weiss ss	3	0	0	0					
Heep ph	1	0	0	0	Totals	29	2	5	2					
Leary p	0	0	0	0	One out when winning run scored.									
Woodson ph	1	0	0	0	Los Angeles	000	010	000	1	8	1			
Holton p	0	0	0	0	Oakland	001	000	001	2	5	0			
Gonzalez ph	1	0	0	0	E – Scioscia. DP – Los Angeles 1. LOB – Los Angeles 10, Oakland 4. 2B – Steinbach, Stubbs, Heep, Hatcher. HR – McGwire. SB – Hubbard, Shelby. S – Griffin.									
Pena p	0	0	0	0	Los Angeles									
Gibson ph	1	1	1	2	Tudor	1.1	0	0	0	0	1			
Totals	32	5	7	5	Leary	3.2	3	1	1	1	1			

Two outs when winning run scored.
Oakland 040 000 000 4 7 0
Los Angeles 200 001 002 5 7 0

E – Hamilton. DP – Los Angeles 2. LOB – Oakland 4, Los Angeles 5. 2B – Hershiser 2. 3B – Marshall. HR – Marshall. SB – Weiss.

DP – Oakland 1. LOB – Oakland 10, Los Angeles 5. 2B – Henderson. HR – Hatcher, Canseco, Gibson. SB – Canseco, Sax, M. Davis.

Oakland	ip	h	r	er	bb	so
S. Davis (L)	3.1	8	6	6	0	2
Nelson	1.2	1	0	0	1	1
Young	1.0	1	0	0	0	0
Plunk	1.0	0	0	0	0	3
Honeycutt	1.0	0	0	0	0	2
Los Angeles	ip	h	r	er	bb	so
Hershiser (W)	9.0	3	0	0	2	8

T – 2:30. A – 56,051
Umpires – Merrill, Froemming, Cousins, Crawford, McCoy and Harvey.

Oakland	ip	h	r	er	bb	so
Stewart	8.0	6	3	3	2	5
Eckersley (L)	0.2	1	2	2	1	1
Los Angeles	ip	h	r	er	bb	so
Belcher	2.0	3	4	4	4	3
Leary	3.0	3	0	0	1	3
Holton	2.0	0	0	0	1	0
Pena (W)	2.0	1	0	0	0	3

WP – Stewart. HBP – by Belcher (Canseco), by Stewart (Sax). Balk – Stewart.
T – 3:04. A – 55,983
Umpires – Harvey, Merrill, Froemming, Cousins, Crawford, McCoy.

Los Angeles

Los Angeles	ip	h	r	er	bb	so
Tudor	1.1	0	0	0	0	1
Leary	3.2	3	1	1	1	1
Pena	3.0	1	0	0	1	4
J. Howell (L)	0.1	1	1	1	0	0
Oakland	ip	h	r	er	bb	so
Welch	5.0	6	1	1	3	8
Cadaret	0.1	0	0	0	0	0
Nelson	1.2	2	0	0	0	1
Honeycutt (W)	2.0	0	0	0	0	3

Welch pitched to three batters in the 6th. Nelson pitched to one batter in the 8th.
Balk – Leary.
T – 3:21. A – 49,316
Umpires – Froemming, Cousins, Crawford, McCoy, Harvey and Merrill.

Game 4 — October 19
Los Angeles 4, Oakland 3

Los Angeles	ab	r	h	bi
Sax 2b	4	1	1	0
Stubbs 1b	3	1	1	0
Woodson ph-1b	1	0	0	1
Hatcher lf	4	1	1	0
Marshall rf	0	0	0	0
M. Davis rf	3	0	0	0
Gonzalez ph	1	0	0	0
Shelby cf	4	0	1	1
Scioscia c	2	0	1	0
Dempsey c	1	0	0	0
Heep dh	4	0	1	0
Hamilton 3b	4	0	1	0
Griffin ss	3	1	1	0
Totals	34	4	8	2

Oakland	ab	r	h	bi
Polonia lf	5	1	1	0
Henderson cf	5	1	4	1
Javier pr	0	0	0	0
Canseco rf	3	0	0	1
Parker dh	5	0	0	0
McGwire 1b	3	0	0	0
Lansford 3b	4	0	1	1
Steinbach c	4	0	1	0
Hubbard 2b	3	0	0	0
Hassey ph-c	1	0	1	0
Gallego pr-2b	0	0	0	0
Weiss ss	4	1	1	0
Totals	37	3	9	3

Los Angeles	201	000	100	4	8	2
Oakland	100	001	100	3	9	2

E – Hubbard, Weiss, Griffin. **LOB** – Los Angeles 6, Oakland 10. **2B** – Stubbs, Henderson, Shelby. **SB** – M. Davis. **CS** – Heep, Scioscia, Griffin.

Los Angeles	ip	h	r	er	bb	so
Belcher (W)	6.2	7	3	2	2	7
J. Howell (Sv)	2.1	2	0	0	1	2
Oakland	ip	h	r	er	bb	so
Stewart (L)	6.1	6	4	2	3	0
Cadaret	1.2	1	0	0	0	3
Eckersley	1.0	1	0	0	0	1

PB – Steinbach, Scioscia. **Balk** – Leary.
T – 3:05. **A** – 49,317

Umpires – Cousins, Crawford, McCoy, Harvey, Mervy, Merrill and Froemming.

Game 5 — October 20
Los Angeles 5, Oakland 2

Los Angeles	ab	r	h	bi
Sax 2b	4	0	2	0
Stubbs 1b	4	1	2	0
Hatcher lf	4	2	2	2
Gonzalez lf	0	0	0	0
Marshall rf	4	0	0	0
Shelby cf	3	0	0	0
M. Davis dh	2	2	1	2
Dempsey c	4	0	1	1
Hamilton 3b	4	0	0	0
Griffin ss	4	0	0	0
Totals	33	5	8	5

Oakland	ab	r	h	bi
Javier lf	3	0	1	2
Henderson cf	2	0	0	0
Canseco rf	4	0	0	0
Parker dh	4	0	0	0
McGwire 1b	4	0	0	0
Hassey c	3	0	0	0
Lansford 3b	4	1	2	0
Phillips 2b	3	1	1	0
Weiss ss	2	0	0	0
Totals	29	2	4	2

Los Angeles	200	201	000	5	8	0
Oakland	001	000	010	2	4	0

DP – Oakland 1. **LOB** – Los Angeles 4, Oakland 6. **2B** – Dempsey. **HR** – Hatcher, M. Davis. **CS** – Sax. **S** – Weiss. **SF** – Javier.

Los Angeles	ip	h	r	er	bb	so
Hershiser (W)	9.0	4	2	2	4	9
Oakland	ip	h	r	er	bb	so
S. Davis (L)	4.2	6	4	4	1	5
Cadaret	0.0	1	0	0	0	0
Nelson	3.0	1	1	1	2	1
Honeycutt	0.1	0	0	0	0	0
Plunk	0.2	0	0	0	0	0
Burns	0.1	0	0	0	0	0

Cadaret pitched to one batter in the 5th.

WP – Hershiser.

T – 2:51. **A** – 49,317

Umpires – Crawford, McCoy, Harvey, Merrill, Froemming and Cousins.

1989 ALCS

The A's win their second consecutive American League Pennant by defeating Toronto, 4 games to 1. Rickey Henderson runs away with ALCS MVP honors, batting .400 with eight runs scored, two home runs, five RBI and eight stolen bases in the five game series. Dave Parker also homers twice, Dave Stewart wins both of his starts and Dennis Eckersley saves three of the A's four wins.

The A's win Game 1 by a 7-3 score, but were trailing 3-2 entering the sixth. Mark McGwire ties the game with a solo home run and Henderson breaks up a double play that leads to two more runs. Stewart and Eckersley do not allow a hit after a fourth inning home run by Ernie Whitt. Henderson goes 2 for 2 with two walks, two runs and four steals to lead the A's to a 6-3 win in Game 2 as Mike Moore allows just one unearned run in seven innings for the win. The series moves to Toronto for Game 3 and the Blue Jays record a 7-3 win, scoring six runs off Storm Davis after the A's build a 3-0 lead. Jose Canseco hits a home run into the fifth deck at Skydome to highlight the A's 6-5 win in Game 4. Henderson hit two home runs and also drives in four runs. The A's then clinch the series with a 4-3 win in Game 5, building a 4-0 lead before holding on as the Blue Jays score two in the eighth and three in the ninth. Stewart picks up the win and the A's offense collects just four hits.

FINAL STATISTICS

PLAYER	AVG	G	AB	R	H	TB	2B	3B	HR	RBI	SH	SF	HP	BB	IBB	SO	SB	CS	DP	E	SLG	OBP
Blanksenhip	—	1	0	0	0	0	0	0	0	0	0	0	0	0	0	0	0	0	0	0	—	—
Canseco	.294	5	17	1	5	8	0	0	1	3	0	0	0	3	0	7	0	2	0	1	.471	.400
Gallego	.273	4	11	3	3	4	1	0	0	1	2	0	0	0	0	2	0	0	0	0	.364	.273
Hassey	.167	2	6	0	1	1	0	0	0	1	0	1	0	1	0	2	0	0	0	1	.167	.250
Henderson, D	.263	5	19	4	5	11	3	0	1	1	0	0	0	2	0	5	0	0	0	0	.579	.333
Henderson, R	.400	5	15	8	6	15	1	1	2	5	0	0	1	7	0	0	8	1	0	1	1.000	.609
Javier	.000	1	2	0	0	0	0	0	0	0	0	0	0	0	0	1	0	0	0	0	.000	.000
Lansford	.455	3	11	2	5	5	0	0	0	4	0	0	0	2	0	1	2	0	0	0	.455	.538
McGwire	.389	5	18	3	7	11	1	0	1	3	0	1	0	1	0	4	0	0	1	1	.611	.400
Parker	.188	4	16	2	3	9	0	0	2	3	0	0	0	0	0	0	0	0	0	0	.563	.188
Phelps	1.000	1	1	0	1	2	1	0	0	0	0	0	0	0	0	0	0	0	0	0	2.000	1.000
Phillips	.167	5	18	1	3	4	1	0	0	1	0	0	0	2	0	4	2	0	0	0	.222	.250
Steinbach	.200	4	15	0	3	3	0	0	0	1	0	0	0	1	0	5	0	0	0	0	.200	.250
Weiss	.111	4	9	2	1	2	1	0	0	0	1	0	0	1	0	1	1	0	0	0	.222	.200
Totals	.272	5	158	26	43	75	9	1	7	23	3	2	1	20	0	32	13	3	2	3	.475	.354

PITCHER	W	L	ERA	G	GS	CG	GF	SHO	SV	IP	H	R	ER	HR	HB	BB	IBB	SO	WP	BK	AVG
Davis	0	1	7.11	1	1	0	0	0	0	6.1	5	6	5	0	0	2	1	3	0	0	.227
Eckersley	0	0	1.59	4	0	0	4	0	3	5.2	4	1	1	0	0	0	0	2	0	0	.211
Honeycutt	0	0	32.40	3	0	0	0	0	0	1.2	6	6	6	0	0	5	0	1	1	0	.545
Moore	1	0	0.00	1	1	0	0	0	0	7.0	3	1	0	0	0	2	0	3	0	0	.125
Nelson	0	0	0.00	1	0	0	0	0	0	1.1	1	0	0	0	0	0	0	2	0	0	.250
Stewart	2	0	2.81	2	2	0	0	0	0	16.0	13	5	5	3	0	3	0	9	0	0	.224
Welch	1	0	3.18	1	1	0	0	0	0	5.2	8	2	2	0	0	1	0	4	0	0	.308
Young	0	0	0.00	1	0	0	1	0	0	0.1	0	0	0	0	0	2	0	0	0	0	.000
Totals	4	1	3.89	5	5	0	5	0	3	44.0	40	21	19	3	0	15	1	24	1	0	.242

Game 1 — October 3
Oakland 7, Toronto 3

Game 2 — October 4
Oakland 6, Toronto 3

Game 3 — October 6
Toronto 7, Oakland 3

Toronto	ab	r	h	bi
Moseby cf	4	0	0	0
Wilson rf	3	0	1	0
McGriff 1b	4	0	0	0
Bell lf	4	1	1	0
Fernandez ss	4	1	1	0
Whitt c	3	1	1	2
Gruber 3b	3	0	0	0
Mazzilli dh	3	0	0	0
Liriano 2b	2	0	1	1
Totals	30	3	5	3

Oakland	ab	r	h	bi
R. Henderson lf	2	1	0	0
Lansford 3b	5	1	2	2
Canseco rf	4	0	0	0
Parker dh	4	0	1	1
D. Henderson cf	4	1	2	1
McGwire 1b	4	1	1	1
Steinbach c	4	0	1	0
Phillips 2b	3	1	2	0
Gallego ss	4	2	2	0
Totals	34	7	11	5

Toronto	020	100	000	3	5	1
Oakland	010	013	02x	7	11	0

E — Liriano. **DP** — Oakland 1. **LOB** — Toronto 4, Oakland 8. **2B** — Phillips, Gallego. **HR** — D. Henderson, Whitt, McGwire. **SB** — R. Henderson 2, Fernandez, Liriano, Wilson, Lansford, Phillips. **SF** — Whitt.

Toronto	ip	h	r	er	bb	so
Stieb (L)	5.1	8	4	4	2	6
Acker	1.2	1	1	0	0	1
Ward	1.0	2	2	2	2	2
Oakland	ip	h	r	er	bb	so
Stewart (W)	8.0	5	3	3	3	6
Eckersley	1.0	0	0	0	0	0

WP — Ward. **PB** — Whitt. **HBP** — by Acker (R. Henderson).
T — 2:52. **A** — 49,435
Umpires — Phillips, Morrison, Ford, Cousins, Palermo and Reed.

Toronto	ab	r	h	bi
Moseby cf	3	2	1	0
Wilson rf	3	0	1	0
McGriff 1b	4	0	1	2
Bell lf	4	0	1	0
Fernandez ss	3	0	0	0
Whitt c	4	0	0	0
Gruber 3b	4	0	0	0
Mazzilli dh	4	0	0	0
Liriano 2b	2	1	1	0
Totals	31	3	5	2

Oakland	ab	r	h	bi
R. Henderson lf	2	2	2	0
Lansford 3b	3	1	1	1
Parker dh	4	1	1	1
McGwire 1b	4	1	3	1
D. Henderson cf	4	1	1	0
Hassey c	2	0	0	1
Phillips 2b	4	0	1	1
Javier rf	2	0	0	0
Canseco ph-rf	1	0	0	0
Weiss ss	3	0	0	0
Totals	29	6	9	5

Toronto	001	000	020	3	5	1
Oakland	000	203	10x	6	9	1

E — McGwire, McGriff. **DP** — Toronto 2, Oakland 1. **LOB** — Toronto 5, Oakland 5. **2B** — McGwire, D. Henderson. **HR** — Parker. **SB** — Fernandez, R. Henderson 4, Liriano, Phillips, Lansford. **SF** — Hassey.

Toronto	ip	h	r	er	bb	so
Stottlymyre (L)	5.0	7	4	4	2	3
Acker	0.1	2	1	1	0	0
Wells	1.0	0	1	0	2	1
Henke	0.2	0	0	0	0	1
Cerutti	1.0	0	0	0	1	0
Oakland	ip	h	r	er	bb	so
Moore (W)	7.0	3	1	0	2	3
Honeycutt	0.0	1	2	2	2	0
Eckersley (Sv)	2.0	1	0	0	0	0

Stottlymyre pitched to two batters in the 6th. Honeycutt pitched to three batters in the 8th.
PB — Hassey.
T — 3:20. **A** — 49,444
Umpires — Morrison, Ford, Cousins, Palermo, Reed and Phillips.

Oakland	ab	r	h	bi
R. Henderson lf	4	2	1	0
Lansford 3b	3	0	2	1
Blankenship 2b	0	0	0	0
Canseco rf	4	0	2	0
McGwire 1b	2	0	0	1
D. Henderson cf	4	0	1	0
Steinbach c	4	0	0	0
Parker dh	4	1	1	1
Phillips 2b-3b	4	0	0	0
Gallego ss	2	0	0	0
Phelps ph	1	0	1	0
Weiss pr-ss	1	0	0	0
Totals	33	3	8	3

Toronto	ab	r	h	bi
Moseby cf	2	1	0	1
Wilson rf	4	1	2	1
McGriff 1b	4	1	1	0
Bell dh	3	0	0	1
Fernandez ss	4	2	2	1
Whitt c	3	0	1	1
Gruber 3b	2	1	0	0
Lee 2b	4	1	1	0
Felix rf	3	0	1	1
Totals	29	7	8	6

Oakland	101	100	000	3	8	1
Toronto	000	400	30x	7	8	0

E — Canseco. **DP** — Oakland 1, Toronto 1. **LOB** — Oakland 7, Toronto 4. **2B** — R. Henderson, Fernandez 2, D. Henderson, Phelps. **HR** — Parker. **SB** — R. Henderson. **SF** — McGwire, Bell.

Oakland	ip	h	r	er	bb	so
Davis (L)	6.1	5	6	5	2	3
Honeycutt	0.0	2	1	1	1	0
Nelson	1.1	1	0	0	0	2
M. Young	0.1	0	0	0	2	0
Toronto	ip	h	r	er	bb	so
Key (W)	6.0	7	3	3	2	2
Acker	2.0	1	0	0	1	1
Henke	1.0	0	0	0	0	1

Honeycutt pitched to three batters in the 7th.
T — 2:54. **A** — 50,268
Umpires — Ford, Cousins, Palermo, Reed, Phillips and Morrison.

Game 4 — October 7
Oakland 6, Toronto 5

Game 5 — October 8
Oakland 4, Toronto 3

Oakland	ab	r	h	bi	Oakland	ab	r	h	bi
R. Henderson lf	4	2	2	4	R. Henderson lf	3	1	1	1
D. Henderson cf	4	1	1	0	Phillips 3b	4	0	0	0
Canseco rf	5	1	2	2	Canseco rf	3	0	1	1
McGwire 1b	4	0	2	0	Parker dh	4	0	0	0
Steinbach c	3	0	1	0	D. Henderson cf	3	1	0	0
Phillips 3b	3	0	0	0	McGwire 1b	4	1	1	0
Hassey c	4	0	1	0	Steinbach c	4	0	1	1
Gallego 2b	4	1	1	0	Weiss ss	2	1	0	0
Weiss ss	3	1	1	0	Gallego 2b	1	0	0	0
Totals	34	6	11	6	Totals	28	4	4	4

Toronto	ab	r	h	bi	Toronto	ab	r	h	bi		
Moseby cf	3	0	2	0	Moseby cf	4	1	2	1		
Wilson lf	5	1	1	1	Wilson lf	4	0	0	0		
McGriff 1b	5	0	1	1	McGriff 1b	4	0	0	0		
Bell dh	5	0	0	0	Bell dh	4	1	2	1		
Fernandez ss	5	2	2	0	Fernandez ss	4	1	2	0		
Whitt c	2	0	0	0	Whitt c	4	0	0	0		
Borders ph-c	1	0	1	1	Gruber 3b	3	0	1	1		
Mulliniks ph	1	0	0	0	Felix rf	4	0	1	0		
Gruber 3b	5	1	4	0	Liriano 2b	3	0	1	0		
Lee 2b	4	1	1	0	Totals	34	3	9	3		
Mazzilli ph	1	0	0	0	Oakland	101	000	200	4	4	0
Felix rf	4	0	1	2	Toronto	000	000	012	3	9	0
Totals	41	5	13	5							

Oakland	003	020	100	6	11	1
Toronto	000	101	120	5	13	0

DP – Oakland 1. **LOB** – Oakland 3, Toronto 5. **2B** – Gruber. **3B** – R. Henderson. **HR** – Moseby, Bell. **SB** – R. Henderson, Liriano, Fernandez 2. **S** – Gallego 2. **SF** – Gruber.

E – R. Henderson. **DP** – Toronto 2. **LOB** – Oakland 6, Toronto 12. **2B** – Weiss, Felix, D. Henderson, Fernandez. **HR** – R. Henderson 2, Canseco. **SB** – Moseby, Gruber, Weiss, Fernandez. **S** – Weiss.

Oakland	ip	h	r	er	bb	so
Stewart (W)	8.0	8	2	2	0	3
Eckersley (Sv)	1.0	1	1	1	0	1
Toronto	ip	h	r	er	bb	so
Stieb (L)	6.0	4	4	4	4	4
Acker	2.0	0	0	0	0	2
Henke	1.0	0	0	0	0	1

Stieb pitched to three batters in the 7th. Stewart pitched to one batter in the 9th. **T** – 2:52. **A** – 50,024

Oakland	ip	h	r	er	bb	so
Welch (W)	5.2	8	2	2	1	4
Honeycutt	1.2	3	3	3	2	1
Eckersley (Sv)	1.2	2	0	0	0	1
Toronto	ip	h	r	er	bb	so
Flanagan (L)	4.1	7	5	5	1	3
Ward	2.2	4	1	1	1	3
Cerutti	1.2	0	0	0	2	1
Acker	0.1	0	0	0	0	0

Umpires – Palermo, Reed, Phillips, Morrison, Ford and Cousins.

WP – Honeycutt.

T – 3:29. **A** – 50,076

Umpires – Cousins, Palermo, Reed, Phillips, Morrison and Ford.

1989 WORLD SERIES

Oakland sweeps San Francisco for the A's first World Championship in 15 years in a series halted 12 days after an earthquake struck just prior to Game 3. The A's outscore the Giants 32-14 in the four game set, hitting nine home runs and batting .301. Dave Stewart earns series MVP honors with two wins and a 1.69 ERA, Mike Moore wins the other two games and Rickey Henderson hits .474.

Stewart tosses a five-hit shutout in Game 1 as the A's win 5-0 in Oakland. The A's score three times in the second and Dave Parker and Walt Weiss hit solo home runs in the third and fourth innings. Moore and the A's bullpen hold the Giants to one run in a 5-1 victory in Game 2. With the score tied 1-1 after three innings, the A's break the game open with a four-run fourth, highlighted by Terry Steinbach's three-run homer. The series moves to San Francisco for Game 3 and the A's outslug the Giants 13-7. Dave Henderson homers twice and Tony Phillips, Jose Canseco and Carney Lansford also homer as the A's tie a series record with five home runs. Moore picks up the win in the A's 9-6 win in Game 4 and also adds a two-run double. Rickey Henderson homers and collects three hits as the A's lead 8-0 entering the bottom of the sixth.

FINAL STATISTICS

PLAYER	AVG	G	AB	R	H	TB	2B	3B	HR	RBI	SH	SF	HP	BB	IBB	SO	SB	CS	DP	E	SLG	OBP
Blankenship	.500	1	2	1	1	1	0	0	0	0	0	0	0	0	0	0	0	0	0	0	.500	.500
Canseco	.357	4	14	5	5	8	0	0	1	3	0	0	0	4	1	3	1	0	0	0	.571	.500
Gallego	.000	2	1	0	0	0	0	0	0	0	0	0	0	0	0	0	0	0	0	0	.000	.000
Henderson, D	.308	4	13	6	4	12	2	0	2	4	0	0	1	4	0	3	0	0	1	0	.923	.500
Henderson, R	.474	4	19	4	9	17	1	2	1	3	0	0	0	2	0	2	3	1	0	0	.895	.524
Javier	—	1	0	0	0	0	0	0	0	0	0	0	0	0	0	0	0	0	0	0	—	—
Lansford	.438	4	16	5	7	11	1	0	1	4	0	0	0	3	0	1	0	0	1	0	.688	.526
McGwire	.294	4	17	0	5	6	1	0	0	1	0	0	0	1	0	3	0	0	0	0	.353	.333
Moore	.333	2	3	1	1	2	1	0	0	2	0	0	0	0	0	1	0	0	0	0	.667	.333
Parker	.222	3	9	2	2	6	1	0	1	2	0	0	0	0	0	2	0	0	0	0	.667	.222
Phelps	.000	1	1	0	0	0	0	0	0	0	0	0	0	0	0	0	0	0	0	0	.000	.000
Phillips	.235	4	17	2	4	8	1	0	1	3	0	0	0	0	0	3	0	0	0	0	.471	.235
Steinbach	.250	4	16	3	4	9	0	1	1	7	0	0	0	2	0	1	0	0	0	0	.563	.333
Stewart	.000	2	3	0	0	0	0	0	0	0	0	0	0	0	0	1	0	0	0	1	.000	.000
Weiss	.133	4	15	3	2	5	0	0	1	1	0	0	0	2	2	2	0	0	0	0	.333	.235
Totals	.301	4	146	32	44	85	8	3	9	30	0	0	1	18	3	22	4	1	2	1	.582	.382

PITCHER	W	L	ERA	G	GS	CG	GF	SHO	SV	IP	H	R	ER	HR	HB	BB	IBB	SO	WP	BK	AVG
Burns	0	0	0.00	2	0	0	1	0	0	1.2	1	0	0	0	0	1	0	0	0	0	.167
Eckersley	0	0	0.00	2	0	0	2	0	1	1.2	0	0	0	0	0	0	0	0	0	0	.000
Honeycutt	0	0	6.75	3	0	0	0	0	0	2.2	4	2	2	0	0	0	0	2	0	0	.364
Moore	2	0	2.08	2	2	0	0	0	0	13.0	9	3	3	1	0	3	0	10	2	0	.196
Nelson	0	0	54.00	2	0	0	0	0	0	1.0	4	6	6	2	0	2	0	1	0	0	.571
Stewart	2	0	1.69	2	2	1	0	1	0	16.0	10	3	3	1	0	2	0	14	0	0	.169
Totals	4	0	3.50	4	4	1	3	1	1	36.0	28	14	14	4	0	8	0	27	2	0	.209

Game 1 — October 14
Oakland 5, San Francisco 0

Game 2 — October 15
Oakland 5, San Francisco 1

Game 3 — October 27
Oakland 13, San Francisco 7

San Francisco	ab	r	h	bi
Butler cf	4	0	0	0
Thompson 2b	4	0	0	0
Clark 1b	4	0	2	0
Mitchell lf	4	0	2	0
Williams 3b-ss	4	0	0	0
Riles dh	4	0	0	0
Maldonado rf	4	0	0	0
Kennedy c	3	0	0	0
Uribe ss	2	0	1	0
Oberkfell ph	0	0	0	0
Totals	33	0	5	0

Oakland	ab	r	h	bi
R. Henderson lf	5	0	2	1
Lansford 3b	5	0	1	0
Gallego 2b	0	0	0	0
Canseco rf	3	0	0	0
Parker dh	4	1	1	1
D. Henderson cf	3	1	0	0
McGwire 1b	4	0	3	0
Steinbach c	4	1	1	0
Phillips 2b-3b	4	1	2	1
Weiss ss	4	1	1	1
Totals	36	5	11	4

San Francisco000	000	000	0	5	1	
Oakland	031	100	00x	5	11	1

E – Stewart, Kennedy. **LOB** – San Francisco 7, Oakland 9. **2B** – Clark. **HR** – Parker, Weiss.

San Francisco	ip	h	r	er	bb	so
Garrelts (L)	4.0	7	5	4	1	5
Hammaker	1.2	3	0	0	0	2
Brantley	1.1	1	0	0	1	0
LaCoss	1.0	0	0	0	0	1
Oakland	ip	h	r	er	bb	so
Stewart (W)	9.0	5	0	0	1	6

PB – Steinbach.
T – 2:45. **A** – 49,385
Umpires – Garcia, Runge, Voltaggio, Rennert, Clark and Gregg.

San Francisco	ab	r	h	bi
Butler cf	2	0	1	0
Thompson 2b	3	0	0	1
Clark 1b	4	0	0	0
Mitchell lf	4	0	1	0
Williams 3b-ss	4	0	0	0
Riles dh	3	0	0	0
Maldonado rf	3	0	0	0
Kennedy c	3	0	1	0
Uribe ss	2	1	0	0
Oberkfell ph-3b	1	0	1	0
Totals	29	1	4	1

Oakland	ab	r	h	bi
R. Henderson lf	3	1	3	0
Lansford 3b	3	0	1	1
Canseco rf	2	1	0	0
Parker dh	4	1	1	1
D. Henderson cf	3	1	0	0
McGwire 1b	4	0	1	0
Steinbach c	4	1	1	3
Phillips 2b	3	0	0	0
Weiss ss	3	0	0	0
Totals	29	5	7	5

San Francisco001	000	000	1	4	0	
Oakland	100	400	00x	5	7	0

DP – San Francisco 2, Oakland 1. **LOB** – San Francisco 4, Oakland 5. **2B** – Lansford, Parker, McGwire. **3B** – R. Henderson. **HR** – Steinbach. **SB** – R. Henderson, Butler 2. **CS** – R. Henderson. **SF** – Thompson.

San Francisco	ip	h	r	er	bb	so
Reuschel (L)	4.0	5	5	5	4	2
Downs	2.0	1	0	0	0	2
Lefferts	1.0	1	0	0	1	1
Bedrosian	1.0	0	0	0	0	2
Oakland	ip	h	r	er	bb	so
Moore (W)	7.0	4	1	1	2	7
Honeycutt	1.1	0	0	0	0	1
Eckersley	0.2	0	0	0	0	0

Reuschel pitched to two batters in the 5th. Moore pitched to one batter in the 8th.

WP – Moore 2. **T** – 2:47. **A** – 49,388
Umpires – Runge, Voltaggio, Rennert, Clark, Gregg and Garcia.

Oakland	ab	r	h	bi
R. Henderson lf	5	1	1	0
Nelson p	0	0	0	0
Burns p	0	0	0	0
Lansford 3b	4	4	3	2
Honeycutt p	0	0	0	0
Gallego ph	1	0	0	0
Canseco rf	5	3	3	3
Javier rf	0	0	0	0
McGwire 1b	4	0	0	1
D. Henderson cf	4	2	3	4
Steinbach c	4	0	1	1
Phillips 2b-3b-lf	5	1	1	1
Weiss ss	5	1	1	0
Stewart p	3	0	0	0
Blankenship ph-2b	2	1	1	0
Totals	42	13	14	12

San Francisco	ab	r	h	bi
Butler cf	3	0	0	0
Nixon ph-cf	2	1	1	0
Thompson 2b	3	0	0	0
Litton ph-2b	2	0	2	1
Clark 1b	4	1	1	0
Mitchell lf	5	1	1	0
Oberkfell 3b	2	1	1	0
Williams ss	4	1	1	1
Kennedy c	3	0	1	2
Manwaring c	1	1	1	0
Sheridan rf	2	0	0	0
Brantley p	0	0	0	0
Riles ph	1	0	0	0
Hammaker p	0	0	0	0
Lefferts p	0	0	0	0
Bathe ph	1	1	1	3
Garrelts p	1	0	0	0
Downs p	0	0	0	0
Maldonado rf	3	0	0	0
Totals	37	7	10	7

Oakland	200	241	040	13	14	0
San Francisco010	200	004	7	10	3	0

E – Oberkfell, Mitchell, Lefferts. **DP** – San Francisco 1. **LOB** – Oakland 7, San Francisco 6. **2B** – D. Henderson, R. Henderson, Manwaring Litton. **HR** – Williams, D. Henderson 2, Phillips, Canseco, Lansford, Bathe. **SB** – R. Henderson 2.

Oakland	ip	h	r	er	bb	so
Stewart (W)	7.0	5	3	3	1	8
Honeycutt	1.0	1	0	0	0	1
Nelson	0.2	3	4	4	1	1
Burns	0.1	1	0	0	1	0
San Francisco	ip	h	r	er	bb	so
Garrelts (L)	3.1	6	4	4	0	3
Downs	1.0	2	4	4	2	1
Brantley	2.2	1	1	1	2	1
Hammaker	0.2	5	4	4	0	0
Lefferts	1.1	0	0	0	0	0

HBP – by Hammaker (D. Henderson). **Balk** – Brantley.
T – 3:03. **A** – 62,038
Umpires – Voltaggio, Rennert, Clark, Gregg, Garcia and Runge.

Game 4 — October 28
Oakland 9, San Francisco 6

Oakland	ab	r	h	bi
R. Henderson lf	6	2	3	2
Lansford 3b	4	1	2	1
Canseco rf	4	1	2	0
McGwire 1b	5	0	1	0
D. Henderson cf	3	2	1	0
Steinbach c	4	1	1	3
Phillips 2b	5	0	1	1
Weiss ss	3	1	0	0
Moore p	3	1	1	2
Phelps ph	1	0	0	0
Nelson p	0	0	0	0
Honeycutt p	0	0	0	0
Burns p	0	0	0	0
Parker ph	1	0	0	0
Eckersley p	0	0	0	0
Totals	39	9	12	9

San Francisco	ab	r	h	bi
Butler cf	5	1	3	1
Oberkfell 3b	3	0	0	0
Thompson ph-2b	1	0	1	1
Bedrosian p	0	0	0	0
Clark 1b	4	1	1	0
Mitchell lf	4	1	1	2
Williams ss-3b	4	0	1	0
Kennedy c	3	1	0	0
Litton 2b-3b-2b	4	1	1	2
Nixon rf	3	0	0	0
Robinson p	0	0	0	0
LaCoss p	1	0	0	0
Bathe ph	1	0	0	0
Brantley p	0	0	0	0
Downs p	0	0	0	0
Maldonado ph	1	1	1	0
Lefferts p	0	0	0	0
Uribe ss	1	0	0	0
Totals	35	6	9	6

Oakland	130	031	010	9	12	0
San Francisco	000	002	400	6	9	0

LOB — Oakland 10, San Francisco 4. **2B** — D. Henderson, Moore, Phillips, Butler. **3B** — Steinbach, R. Henderson, Maldonado. **HR** — R. Henderson, Mitchell, Litton. **SB** — Canseco. **CS** — Butler.

Oakland	ip	h	r	er	bb	so
Moore (W)	6.0	5	2	2	1	3
Nelson	0.1	1	2	2	1	0
Honeycutt	0.1	3	2	2	0	0
Burns	1.1	0	0	0	0	0
Eckersley (Sv)	1.0	0	0	0	0	0
San Francisco	ip	h	r	er	bb	so
Robinson (L)	1.2	4	4	4	1	0
LaCoss	3.1	4	3	3	3	1
Brantley	0.1	3	1	1	0	0
Downs	1.2	0	0	0	0	1
Lefferts	0.1	1	1	1	1	0
Bedrosian	1.2	0	0	0	2	0

HBP — by Hammaker (D. Henderson). **Balk** — Brantley.

T — 3:07. **A** — 62,032

Umpires — Rennert, Clark, Gregg, Garcia, Runge and Voltaggio.

1990 ALCS

The A's sweep Boston in the American League Championship Series for the second time in the last three years and become the first team since the 1976-78 New York Yankees to win three straight pennants. The A's pitching staff held the Red Sox to four runs, one in each game, while the offense hit .299 with no home runs. Dave Stewart picked up two wins and posted a 1.13 ERA to earn ALCS MVP honors and Terry Steinbach (.455), Carney Lansford (.438) and Mike Gallego (.400) all hit .400.

Dave Stewart and Roger Clemens engaged in a pitchers duel in Game 1 and when Clemens left after six innings, the A's trailed 1-0. The A's then scored nine runs off the Sox bullpen, including seven in the ninth, to win 9-1. Rickey Henderson had three RBI, Lansford and Steinbach had three hits each and Stewart allows one run in eight innings. Boston again took a 1-0 lead in Game 2, but the A's scored four unanswered runs this time, tying the game on a Harold Baines RBI single in the fourth and taking the lead on a Baines ground out in the seventh. The series moves to Oakland for Game 3 and starts in a familiar way as Boston scores a run in the second before the A's score twice in the fourth and sixth innings to win 4-1. The A's finally score first in Game 4, scoring three times in the second highlighted by a two-run double by Mike Gallego. Dave Stewart pitches eight scoreless innings before allowing a run in the ninth and Rick Honeycutt gets the final three outs for the save in the A's 3-1 win.

FINAL STATISTICS

PLAYER	AVG	G	AB	R	H	TB	2B	3B	HR	RBI	SH	SF	HP	BB	IBB	SO	SB	CS	DP	E	SLG	OBP
Baines	.357	4	14	2	5	6	1	0	0	3	1	0	0	2	2	1	1	0	1	0	.429	.438
Blankenship	—	3	0	1	0	0	0	0	0	0	0	0	0	0	0	0	1	0	0	0	—	—
Canseco	.182	4	11	3	2	2	0	0	0	1	0	1	0	5	0	5	2	0	0	0	.182	.412
Gallego	.400	4	10	1	4	5	1	0	0	2	0	0	1	1	0	1	0	1	0	0	.500	.500
Hassey	.333	2	3	0	1	1	0	0	0	0	0	0	1	2	0	0	0	0	0	1	.333	.667
Henderson, D	.167	2	6	0	1	1	0	0	0	1	0	1	1	0	0	2	1	0	1	0	.167	.250
Henderson, R	.294	4	17	1	5	5	0	0	0	3	0	1	0	1	0	2	2	1	0	0	.294	.316
Jennings	.000	1	1	0	0	0	0	0	0	0	0	0	0	0	0	0	0	0	0	0	.000	.000
Lansford	.438	4	16	2	7	8	1	0	0	2	2	0	0	0	0	1	0	0	0	0	.500	.438
McGee	.222	3	9	3	2	3	1	0	0	0	1	0	0	1	0	2	2	0	0	0	.333	.300
McGwire	.154	4	13	2	2	2	0	0	0	2	0	0	1	3	0	3	0	0	0	0	.154	.353
Quirk	1.000	1	1	0	1	1	0	0	0	0	0	0	0	0	0	0	0	0	0	0	1.000	1.000
Randolph	.375	4	8	1	3	3	0	0	0	3	0	0	0	1	0	0	0	0	1	0	.375	.444
Steinbach	.455	3	11	2	5	5	0	0	0	1	0	0	0	1	0	2	0	1	1	0	.455	.500
Weiss	.000	2	7	2	0	0	0	0	0	0	0	0	0	2	0	2	0	0	0	1	.000	.222
Totals	.299	4	127	20	38	42	4	0	0	18	4	3	4	19	2	21	9	3	5	1	.331	.399

PITCHER	W	L	ERA	G	GS	CG	GF	SHO	SV	IP	H	R	ER	HR	HB	BB	IBB	SO	WP	BK	AVG
Eckersley	0	0	0.00	3	0	0	3	0	2	3.1	2	0	0	0	0	0	0	3	0	0	.167
Honeycutt	0	0	0.00	3	0	0	1	0	1	1.2	0	0	0	0	0	0	0	0	0	0	.000
Moore	1	0	1.50	1	1	0	0	0	0	6.0	4	1	1	0	0	1	0	5	0	0	.190
Nelson	0	0	0.00	1	0	0	0	0	0	1.2	3	0	0	0	0	0	0	0	0	0	.375
Stewart	2	0	1.13	2	2	0	0	0	0	16.0	8	2	2	1	0	2	0	4	0	0	.148
Welch	1	0	1.23	1	1	0	0	0	0	7.1	6	1	1	0	0	3	0	4	0	0	.222
Totals	4	0	1.00	4	4	0	4	0	3	36.0	23	4	4	1	0	6	0	16	0	0	.183

Game 1 — October 6
Oakland 9, Boston 1

Game 2 — October 7
Oakland 4, Boston 1

Game 3 — October 9
Oakland 4, Boston 1

Oakland	ab	r	h	bi
R. Henderson lf	5	1	2	3
McGee cf	4	1	0	0
Canseco rf	2	1	1	1
Baines dh	3	0	1	0
Blankenship pr	0	1	0	0
Lansford 3b	5	1	3	2
Steinbach c	5	1	3	1
McGwire 1b	3	1	0	0
Weiss ss	3	2	0	0
Gallego 2b	1	0	1	0
Quirk ph	1	0	1	0
Randolph pr-2b	2	0	1	1
Totals	34	9	13	8

Boston	ab	r	h	bi
Reed 2b-ss	3	0	0	0
Quintana 1b	4	0	0	0
Boggs 3b	4	1	1	1
Burks cf	4	0	1	0
Greenwell lf	4	0	0	0
Evans dh	2	0	0	0
Brunansky rf	3	0	1	0
Pena c	3	0	0	0
Rivera ss	2	0	1	0
Marshall ph	1	0	1	0
Kutcher pr	0	0	0	0
Barrett 2b	0	0	0	0
Totals	30	1	5	1

Oakland	000	000	117	9	13	0
Boston	000	100	000	1	5	1

E — Gray. **DP** — Oakland 1, Boston 1. **LOB** — Oakland 11, Boston 4. **2B** — Lansford, Burks. **HR** — Boggs. **SB** — Canseco, R. Henderson, McGee. **SH** — Reed, Baines, McGee. **SF** — R. Henderson, Canseco.

Oakland	ip	h	r	er	bb	so
Stewart (W)	8.0	4	1	1	1	3
Eckersley	1.0	1	0	0	0	0
Boston	ip	h	r	er	bb	so
Clemens	6.0	4	0	0	4	4
Andersen (L)	1.0	2	2	2	1	0
Bolton	0.1	0	0	0	0	0
Gray	0.2	3	2	1	1	0
Lamp	0.1	2	4	4	2	0
Murphy	0.2	2	1	1	1	0

Andersen pitched to one batter in eighth. Gray pitched to two batters in ninth. **WP** — Clemens. **PB** — Pena. **T** — 3:26. **A** — 35,192. **Umpires** — Garcia, Hirschbeck, Evans, Cooney, Voltaggio and McCoy.

Oakland	ab	r	h	bi
R. Henderson lf	5	0	1	0
McGee cf	5	2	2	0
Canseco rf	3	1	1	0
Baines dh	5	0	2	3
Blankenship pr	0	0	0	0
McGwire 1b	5	0	2	1
Lansford 3b	5	0	3	0
Hassey c	3	0	1	0
Weiss ss	4	0	0	0
Randolph 2b	0	0	0	0
Gallego 2b-ss	3	1	1	0
Totals	38	4	13	4

Boston	ab	r	h	bi
Reed 2b-ss	4	0	1	0
Quintana 1b	3	0	0	1
Boggs 3b	4	0	2	0
Burks cf	3	0	1	0
Greenwell lf	3	0	0	0
Evans dh	4	0	1	0
Brunansky rf	3	0	0	0
Pena c	4	0	0	0
Rivera ss	2	1	1	0
Marshall ph	1	0	0	0
Barrett 2b	0	0	0	0
Heep ph	1	0	0	0
Totals	32	1	6	1

Oakland	000	100	102	4	13	1
Boston	001	000	000	1	6	0

E — Weiss. **DP** — Oakland 1, Boston 2. **LOB** — Oakland 12, Boston 8. **2B** — Evans, Rivera, McGee, Baines. **SB** — Burks, McGee. **SF** — Quintana.

Oakland	ip	h	r	er	bb	so
Welch (W)	7.1	6	1	1	3	4
Honeycutt	0.1	0	0	0	0	0
Eckersley (S)	1.1	0	0	0	0	2
Boston	ip	h	r	er	bb	so
Kiecker	5.2	6	1	1	1	2
Harris (L)	0.1	3	1	1	0	0
Andersen	1.0	1	0	0	1	1
Reardon	2.0	3	2	2	1	0

Harris pitched to two batters in seventh. Andersen pitched to one batter in eighth. **HBP** — by Kiecker (Gallego), by Reardon (Hassey). **T** — 3:42. **A** — 35,070. **Umpires** — Hirschbeck, Evans, Cooney, Voltaggio, McCoy and Garcia.

Boston	ab	r	h	bi
Reed 2b-ss	4	0	0	0
Quintana 1b	4	0	0	0
Boggs 3b	4	0	2	0
Burks cf	4	0	1	0
Greenwell lf	3	1	0	0
Evans dh	4	0	2	0
Brunansky rf	3	0	0	1
Pena c	4	0	3	0
Kutcher pr	0	0	0	0
Rivera ss	2	0	0	0
Marshall ph	1	0	0	0
Barrett 2b	0	0	0	0
Heep ph	1	0	0	0
Totals	34	1	8	1

Oakland	ab	r	h	bi
R. Henderson lf	4	0	1	0
Lansford 3b	3	0	0	0
Canseco rf	3	1	0	0
Baines dh	3	2	1	0
McGwire 1b	3	0	0	0
D. Henderson cf	2	0	1	1
Steinbach c	3	1	0	0
Randolph 2b	4	0	2	2
Gallego ss	3	0	1	0
Totals	28	4	6	3

Boston	010	000	000	1	8	3
Oakland	000	202	00x	4	6	0

E — Boddicker, Rivera, Pena. **DP** — Boston 1. **LOB** — Boston 8, Oakland 7. **2B** — Boggs. **SB** — Canseco, Baines, D. Henderson. **SH** — Lansford. **SF** — Brunansky, D. Henderson.

Boston	ip	h	r	er	bb	so
Boddicker (L)	8.0	6	4	2	3	7
Oakland	ip	h	r	er	bb	so
Moore (W)	6.0	4	1	1	1	5
Nelson	1.2	3	0	0	0	0
Honeycutt	0.1	0	0	0	0	0
Eckersley (S)	1.0	1	0	0	0	1

HBP — by Boddicker (McGwire, D. Henderson). **T** — 2:47. **A** — 49,026. **Umpires** — Evans, Cooney, Voltaggio, McCoy, Garcia and Hirschbeck.

Game 4 — October 10
Oakland 3, Boston 1

Boston	ab	r	h	bi
Burks cf	4	1	1	0
Reed 2b	4	0	1	1
Boggs 3b	4	0	2	0
Greenwell lf	4	0	0	0
Pena c	3	0	0	0
Evans dh	3	0	0	0
Brunansky rf	3	0	0	0
Quintana 1b	2	0	0	0
Rivera ss	3	0	0	0
Totals	30	1	4	1

Oakland	ab	r	h	bi
R. Henderson lf	3	0	1	0
D. Henderson cf	4	0	0	0
Canseco rf	3	0	0	0
Jennings rf	1	0	0	0
Baines dh	3	0	1	0
McGee pr	0	0	0	0
Hassey ph	0	0	0	0
Blankenship pr	0	0	0	0
Lansford 3b	3	1	1	0
Steinbach c	3	0	2	0
McGwire 1b	2	1	0	1
Randolph 2b	2	1	0	0
Gallego ss	3	0	1	2
Totals	27	3	6	3

Boston	000	000	001	1	4	1
Oakland	030	000	00x	3	6	0

E – Greenwell. **DP** – Boston 2, Oakland 1.
LOB – Boston 3, Oakland 5. **2B** – Gallego,
 Burks. **SB** – R. Henderson, Blankenship. **SH**
 – Lansford.

Boston	ip	h	r	er	bb	so
Clemens (L)	1.2	3	3	3	1	0
Bolton	2.2	2	0	0	2	3
Gray	2.2	1	0	0	0	2
Andersen	1.0	0	0	0	1	2
Oakland	ip	h	r	er	bb	so
Stewart (W)	8.0	4	1	1	1	1
Honeycutt (S)	1.0	0	0	0	0	0

Stewart pitched to two batters in ninth.
T – 3:02. **A** – 49,052.

Umpires – Cooney, Voltaggio, McCoy, Garcia, Hirschbeck and Evans.

1990 WORLD SERIES

The A's are swept by Cincinnati in the World Series, the fourth sweep in which the A's were involved in six post season series from 1988-90. The Reds outscore the A's 22-8 shutting out Oakland in Game 1 and holding the A's to one run in Game 4. The A's hit .207 as a team led by Rickey Henderson (.333). Dave Stewart posts a 2.77 ERA but loses twice.

Former Athletic Jose Rijo shuts out the A's in Game 1 at Cincinnati, 7-0. He combines with Rob Dibble and Randy Myers on a nine-hit shutout as the A's strand 11. Dave Stewart takes the loss, allowing four runs on three hits and four walks in four innings. The A's lose 5-4 in 10 innings in Game 2 as Dennis Eckersley allows three consecutive hits, including the game winning RBI single to Joe Oliver. Jose Canseco's solo home run highlights the A's three-run third which puts Oakland ahead 4-2 but the Reds score one in the fourth and one in the eighth to tie game. The series moves to Oakland for Game 3 but the Reds win 8-2, scoring seven times in the third inning. Mike Moore allows six runs in 2 2/3 innings for the loss and Scott Sanderson allows two more. Harold Baines hits a two-run home run and Rickey Henderson a solo shot for the A's scoring. Dave Stewart tosses a complete game in Game 4, but the A's lose 2-1 as Jose Rijo and Randy Myers combine on a two-hitter. Carney Lansford has a RBI single in the first. Stewart shuts out the Reds over the first seven innings before Cincinnati scores two in the eighth on a fielders choice and a Hal Morris sacrifice fly.

FINAL STATISTICS

PLAYER	AVG	G	AB	R	H	TB	2B	3B	HR	RBI	SH	SF	HP	BB	IBB	SO	SB	CS	DP	E	SLG	OBP
Baines	.143	3	7	1	1	4	0	0	1	2	0	0	0	1	1	2	0	0	0	0	.571	.250
Blankenship	.000	1	1	0	0	0	0	0	0	0	0	0	0	0	0	1	0	0	0	0	.000	.000
Bordick	—	3	0	0	0	0	0	0	0	0	0	0	0	0	0	0	0	0	0	0	—	—
Canseco	.083	4	12	1	1	4	0	0	1	2	0	0	0	2	0	3	0	0	1	0	.333	.214
Gallego	.091	4	11	0	1	1	0	0	0	1	0	0	0	1	0	3	1	0	0	1	.091	.167
Hassey	.333	3	6	0	2	2	0	0	0	1	0	1	0	0	0	0	0	0	0	1	.333	.286
Henderson, D.	.231	4	13	2	3	4	1	0	0	0	0	0	0	1	0	3	0	0	0	0	.308	.286
Henderson, R.	.333	4	15	2	5	10	2	0	1	1	0	0	0	3	0	4	3	0	0	0	.667	.444
Jennings	1.000	1	1	0	1	1	0	0	0	0	0	0	0	0	0	0	0	0	0	0	1.000	1.000
Lansford	.267	4	15	0	4	4	0	0	0	1	1	0	0	1	0	0	1	0	0	0	.267	.313
McGee	.200	4	10	1	2	3	1	0	0	0	0	0	0	0	0	2	1	0	1	0	.300	.200
McGwire	.214	4	14	1	3	3	0	0	0	0	0	0	0	2	0	4	0	0	2	0	.214	.313
Quirk	.000	1	3	0	0	0	0	0	0	0	0	0	0	0	0	2	0	0	0	0	.000	.000
Randolph	.267	4	15	0	4	4	0	0	0	0	0	0	0	1	0	0	1	0	0	0	.267	.313
Steinbach	.125	3	8	0	1	1	0	0	0	0	0	0	0	0	0	1	0	0	0	0	.125	.125
Stewart	.000	2	1	0	0	0	0	0	0	0	0	0	0	0	0	1	0	0	0	1	.000	.000
Welch	.000	1	3	0	0	0	0	0	0	0	1	0	0	0	0	2	0	0	0	0	.000	.000
Totals	.207	4	135	8	28	41	4	0	3	8	2	1	0	12	1	28	7	0	2	5	.304	.270

PITCHER	W	L	ERA	G	GS	CG	GF	SHO	SV	IP	H	R	ER	HR	HB	BB	IBB	SO	WP	BK	AVG
Burns	0	0	16.20	2	0	0	0	0	0	1.2	5	3	3	0	0	2	0	0	1	0	.500
Eckersley	0	1	6.75	2	0	0	2	0	0	1.1	3	1	1	0	0	0	0	1	0	0	.429
Honeycutt	0	0	0.00	1	0	0	0	0	0	1.2	2	0	0	0	0	1	1	0	0	0	.286
Klink	0	0	—	1	0	0	0	0	0	0.0	0	0	0	0	0	1	0	0	0	0	—
Moore	0	1	6.75	1	1	0	0	0	0	2.2	8	6	2	2	0	0	0	1	0	0	.500
Nelson	0	0	0.00	2	0	0	0	0	0	5.0	3	0	0	0	0	2	0	0	0	0	.188
Sanderson	0	0	10.80	2	0	0	0	0	0	1.2	4	2	2	0	0	1	0	0	1	0	.500
Stewart	0	2	3.46	2	2	1	0	0	0	13.0	10	6	5	1	1	6	0	5	0	0	.222
Welch	0	0	4.91	1	1	0	0	0	0	7.1	9	4	4	0	0	2	0	2	0	0	.310
Young	0	0	0.00	1	0	0	1	0	0	1.0	1	0	0	0	0	0	0	0	0	0	.250
Totals	0	4	3.57	4	4	1	3	0	0	35.1	45	22	14	3	1	15	1	9	2	0	.317

Game 1 — October 16
Cincinnati 7, Oakland 0

Game 2 — October 17
Cincinnati 5, Oakland 4

Game 3 — October 19
Cincinnati 8, Oakland 3

Oakland	ab	r	h	bi
R. Henderson lf	5	0	3	0
McGee cf	5	0	1	0
Canseco rf	2	0	0	0
McGwire 1b	3	0	0	0
Lansford 3b	4	0	2	0
Steinbach c	4	0	1	0
Randolph 2b	4	0	1	0
Gallego ss	4	0	0	0
Stewart p	1	0	0	0
Jennings ph	1	0	1	0
Burns p	0	0	0	0
Nelson p	0	0	0	0
Hassey ph	1	0	0	0
Sanderson p	0	0	0	0
Eckersley p	0	0	0	0
D. Henderson ph	1	0	0	0
Totals	35	0	9	0

Cincinnati	ab	r	h	bi
Larkin ss	4	1	0	0
Hatcher cf	3	3	3	1
O'Neill rf	2	1	0	1
Davis lf	4	2	2	3
Morris 1b	4	0	1	0
Sabo 3b	3	0	1	2
Oliver c	4	0	1	0
Duncan 2b	3	0	1	0
Rijo p	3	0	1	0
Dibble p	0	0	0	0
Benzinger ph	1	0	0	0
Myers p	0	0	0	0
Totals	31	7	10	7

Oakland	000	000	000	0	9	1
Cincinnati	202	030	00x	7	10	0

E — Gallego. **DP** — Oakland 2, Cincinnati 1. **LOB** — Oakland 11, Cincinnati 6. **2B** — R. Henderson 2, Hatcher 2. **HR** — Davis. **SB** — McGee, Lansford.

Oakland	ip	h	r	er	bb	so
Stewart (L)	4.0	3	4	3	4	3
Burns	0.2	4	3	3	1	0
Nelson	1.1	2	0	0	1	0
Sanderson	1.0	1	0	0	0	0
Eckersley	1.0	0	0	0	0	1
Cincinnati	ip	h	r	er	bb	so
Rijo (W)	7.0	7	0	0	2	5
Dibble	1.0	1	0	0	1	0
Myers	1.0	1	0	0	0	2

WP — Dibble.
T — 2:38. **A** — 55,830
Umpires — Pulli, Roe, Quick, Hendry, Marsh and Barnett.

Oakland	ab	r	h	bi
R. Henderson lf	4	1	1	0
Lansford 3b	4	0	1	0
Canseco rf	5	1	1	2
McGwire 1b	4	1	2	0
D. Henderson cf	4	1	2	0
Steinbach c	0	0	0	0
Randolph 2b	4	0	0	0
Hassey c	4	0	2	1
Bordick pr-ss	0	0	0	0
Gallego ss	4	0	1	1
Baines ph	1	0	0	0
Eckersley p	0	0	0	0
Welch p	3	0	0	0
Honeycutt p	0	0	0	0
McGee cf	0	0	0	0
Totals	37	4	10	4

Cincinnati	ab	r	h	bi
Larkin ss	5	1	3	0
Hatcher cf	4	2	4	1
O'Neill rf	4	0	0	0
Davis lf	5	0	0	1
Morris 1b	3	0	0	0
Braggs ph	1	0	0	1
Dibble p	0	0	0	0
Bates ph	1	1	1	0
Sabo 3b	5	0	3	0
Oliver c	5	1	2	1
Duncan 2b	3	0	0	0
Jackson p	1	0	0	0
Scudder p	0	0	0	0
Oester ph	1	0	1	1
Armstrong p	0	0	0	0
Winningham ph	1	0	0	0
Charlton p	0	0	0	0
Benzinger 1b	1	0	0	0
Totals	40	5	14	5

One out when winning run scored
Oakland 103 000 000 0 410 2
Cincinnati 200 100 010 1 514 2

E — Jackson, Oliver, Hassey, McGwire. **DP** — Cincinnati 1. **LOB** — Oakland 10, Cincinnati 10. **2B** — Larkin, Hatcher 2, Oliver. **3B** — Hatcher. **HR** — Canseco. **SB** — R. Henderson. **SH** — Lansford, Welch. **SF** — Hassey.

Oakland	ip	h	r	er	bb	so
Welch	7.1	9	4	4	2	2
Honeycutt	1.2	2	0	0	1	0
Eckersley (L)	0.1	3	1	1	0	0
Cincinnati	ip	h	r	er	bb	so
Jackson	2.2	6	4	3	2	0
Scudder	1.1	0	0	0	2	2
Armstrong	3.0	1	0	0	0	3
Charlton	1.0	1	0	0	0	0
Dibble (W)	2.0	2	0	0	0	2

T — 3:31. **A** — 55,832
Umpires — Roe, Quick, Hendry, Marsh, Barnett and Pulli.

Cincinnati	ab	r	h	bi
Larkin ss	5	0	2	1
Hatcher cf	5	1	2	0
O'Neill rf	3	1	1	0
Davis lf	5	1	2	1
Morris dh	4	0	0	1
Sabo 3b	4	2	2	3
Randolinger 1b	5	1	2	0
Oliver c	5	1	2	1
Duncan 2b	4	1	1	1
Totals	40	8	14	8

Oakland	ab	r	h	bi
R. Henderson lf	3	1	1	1
Lansford 3b	3	0	0	0
Canseco rf	4	0	0	0
D. Henderson cf	4	1	1	0
Baines dh	4	1	1	2
McGwire 1b	4	0	1	0
Steinbach c	4	0	0	0
Randolph 2b	4	0	3	0
Gallego ss	2	0	0	0
McGee ph	1	0	0	0
Bordick ss	0	0	0	0
Blankenship ph	1	0	0	0
Totals	34	3	7	3

Cincinnati	017	000	000	8	14	1
Oakland	021	000	000	3	7	1

E — McGwire, Oliver. **DP** — Oakland 2. **LOB** — Cincinnati 9, Oakland 6. **2B** — D. Henderson, Oliver. **3B** — Larkin. **HR** — Sabo 2, Baines, R. Henderson. **SB** — Duncan, O'Neill, R. Henderson, Randolph.

Cincinnati	ip	h	r	er	bb	so
Browning (W)	6.0	6	3	3	2	2
Dibble	1.2	0	0	0	0	2
Myers	1.1	1	0	0	0	1
Oakland	ip	h	r	er	bb	so
Moore (L)	2.2	8	6	2	0	1
Sanderson	0.2	3	2	2	1	0
Klink	0.0	0	0	0	1	0
Nelson	3.2	1	0	0	1	0
Burns	1.0	1	0	0	1	0
Young	1.0	1	0	0	0	0

Klink pitched to one batter in fourth. Browning pitched to one batter in seventh. **WP** — Sanderson, Burns.
T — 3:01. **A** — 48,269.
Umpires — Quick, Hendry, Marsh, Froemming, Pulli and Roe.

Game 4 — October 20
Cincinnati 2, Oakland 1

Cincinnati	ab	r	h	bi
Larkin ss	3	1	1	0
Hatcher cf	0	0	0	0
Winningham cf	3	1	2	0
O'Neill rf	3	0	0	0
Davis lf	0	0	0	0
Braggs ph-lf	3	0	0	1
Morris dh	3	0	0	1
Sabo 3b	4	0	3	0
Benzinger 1b	4	0	0	0
Oliver c	4	0	1	0
Duncan 2b	4	0	0	0
Totals	31	2	7	2

Oakland	ab	r	h	bi
R. Henderson lf	3	0	0	0
McGee rf	4	1	1	0
D. Henderson cf	4	0	0	0
Baines dh	2	0	0	0
Canseco ph	1	0	0	0
Lansford 3b	4	0	1	1
Quirk c	3	0	0	0
McGwire 1b	3	0	0	0
Randolph 2b	3	0	0	0
Gallego ss	1	0	0	0
Hassey ph	1	0	0	0
Bordick ss	0	0	0	0
Totals	29	1	2	1

Cincinnati	000	000	020	2	7	1
Oakland	100	000	000	1	2	1

E — Oliver, Stewart. DP — Oakland 1. LOB — Cincinnati 7, Oakland 4. 2B — McGee, Oliver, Sabo. SB — Gallego, R. Henderson. SH — O'Neill. SF — Morris.

Cincinnati	ip	h	r	er	bb	so
Rijo (W)	8.1	2	1	1	3	9
Myers (S)	0.2	0	0	0	0	0
Oakland	ip	h	r	er	bb	so
Stewart (L)	9.0	7	2	1	2	2

HBP — by Stewart (Hatcher).

T — 2:48. A — 48,613.

Umpires — Hendry, Marsh, Froemming, Pulli, Roe and Quick.

1992 ALCS

The A's return to the ALCS for the fourth time in the last five years, but lose for the first time during that stretch as Toronto wins the series, 4-2. The A's hit .251 as a team led by Harold Baines (.440) and Jerry Browne (.400). Ruben Sierra leads Oakland with seven RBI. Dave Stewart has one of the A's two wins and posts a 2.70 ERA.

The A's open the series with a 4-3 win in Game 1 at Toronto as Harold Baines breaks a 3-3 tie with a ninth inning home run. Oakland scores three in the first on home runs by Mark McGwire and Terry Steinbach but Dave Stewart allows single runs in the fifth, sixth and eighth innings. Toronto comes back to win Game 2, 3-1 as David Cone shuts out the A's over the first eight innings before Baines has a RBI single in the ninth. Mike Moore allows three runs in seven innings for the loss. The Blue Jays win the first game in Oakland, 7-5 as Juan Guzman defeats Ron Darling. The A's collect 13 hits but strand 11 runners. Toronto then goes up 3-1 in the series with a 7-6, 11 inning win in Game 4. The A's score five times in the third and lead 6-1 entering the eighth. The Blue Jays score three times in the eighth and then tie the game on a two-run home run by Roberto Alomar off Dennis Eckersley in the ninth. A Pat Borders sacrifice fly off Kelly Downs in the 11th is the game winner. Dave Stewart keeps the A's alive with a complete game seven hitter as Oakland wins Game 5, 6-2. Jerry Browne provides the offense with four hits and two RBI and Ruben Sierra adds three RBI. The series returns to Toronto for Game 6 and the Blue Jays clinch the A.L. Pennant with a 9-2 win. Mike Moore takes the loss, allowing six runs on seven hits in 2 2/3 innings.

FINAL STATISTICS

PLAYER	AVG	G	AB	R	H	TB	2B	3B	HR	RBI	SH	SF	HP	BB	IBB	SO	SB	CS	DP	E	SLG	OBP
Baines	.440	6	25	6	11	16	2	0	1	4	1	0	0	0	0	3	0	0	1	0	.640	.440
Blankenship	.231	5	13	2	3	3	0	0	0	0	0	0	3	0	4	1	0	0	2	.231	.375	
Bordick	.053	6	19	1	1	1	0	0	0	0	0	0	0	1	0	2	1	0	1	.053	.100	
Browne	.400	4	10	3	4	4	0	0	2	1	0	0	2	0	0	0	0	0	0	.400	.500	
Fox	.000	4	1	0	0	0	0	0	0	0	0	0	0	1	0	0	2	0	0	.000	.500	
Henderson	.261	6	23	5	6	6	0	0	0	1	0	0	0	4	0	4	2	0	0	.261	.370	
Lansford	.167	5	18	0	3	3	0	0	0	1	0	0	0	1	0	1	0	0	1	.167	.211	
McGwire	.150	6	20	1	3	6	0	0	1	3	1	0	1	5	2	4	0	0	0	.300	.346	
Quirk	.000	1	1	0	0	0	0	0	0	0	0	0	0	0	0	0	0	0	0	.000	.000	
Ready	.000	1	1	0	0	0	0	0	0	0	0	0	0	0	0	1	0	0	0	.000	.000	
Sierra	.333	6	24	4	8	15	2	1	1	7	0	2	0	2	0	1	1	2	1	.625	.357	
Steinbach	.292	6	24	1	7	10	0	0	1	5	0	0	0	2	0	7	0	0	1	.417	.346	
Weiss	.167	3	6	1	1	1	0	0	0	0	0	0	0	2	0	1	2	0	0	.167	.375	
Wilson	.227	6	22	0	5	6	1	0	0	0	0	0	0	1	0	5	7	0	0	.273	.261	
Totals	.251	6	207	24	52	71	5	1	4	23	3	2	1	24	2	33	16	2	5	.343	.329	

PITCHER	W	L	ERA	G	GS	CG	GF	SHO	SV	IP	H	R	ER	HR	HB	BB	IBB	SO	WP	BK	AVG
Corsi	0	0	0.00	3	0	0	0	0	0	2.0	2	0	0	0	0	3	0	0	0	0	.286
Darling	0	1	3.00	1	1	0	0	0	0	6.0	4	3	2	2	0	2	0	3	2	0	.200
Downs	0	1	3.86	2	0	0	1	0	0	2.1	3	3	1	0	0	1	0	0	0	0	.300
Eckersley	0	0	6.00	3	0	0	2	0	1	3.0	8	2	2	1	0	0	0	2	0	0	.471
Honeycutt	0	0	0.00	2	0	0	0	0	0	2.0	0	0	0	0	0	0	0	1	0	0	.000
Moore	0	2	7.45	2	2	0	0	0	0	9.2	11	9	8	3	0	5	1	7	0	0	.282
Parrett	0	0	11.57	3	0	0	1	0	0	2.1	6	3	3	0	0	0	0	1	0	0	.600
Russell	1	0	9.00	3	0	0	0	0	0	2.0	2	2	2	0	0	4	0	0	1	0	.222
Stewart	1	0	2.70	2	2	1	0	0	0	16.2	14	5	5	3	0	6	0	7	0	0	.233
Welch	0	0	2.57	1	1	0	0	0	0	7.0	7	2	2	1	0	1	0	7	0	0	.250
Witt	0	0	18.00	1	0	0	1	0	0	1.0	2	2	2	0	0	1	0	1	0	0	.500
Totals	2	4	4.50	6	6	1	5	0	1	54.0	59	31	27	10	0	23	1	29	3	0	.281

Game 1 — October 7
Oakland 4, Toronto 3

Game 2 — October 8
Toronto 3, Oakland 1

Game 3 — October 10
Toronto 7, Oakland 5

Oakland	ab	r	h	bi
Henderson lf	2	0	0	0
Lansford 3b	4	0	0	0
Sierra rf	4	0	0	0
Baines dh	4	2	3	1
McGwire 1b	3	1	1	2
Steinbach c	4	1	1	1
Wilson cf	4	0	1	0
Bordick ss	4	0	0	0
Blankenship 2b	2	0	0	0
Totals	31	4	6	4

Oakland	ab	r	h	bi
Henderson lf	4	0	0	0
Lansford 3b	4	0	0	0
Sierra rf	3	1	1	0
Baines dh	4	0	2	1
Fox pr-dh	0	0	0	0
McGwire 1b	4	0	0	0
Steinbach c	4	0	1	0
Wilson cf	4	0	1	0
Bordick 2b	2	0	0	0
Weiss ss	2	0	1	0
Totals	31	1	6	1

Toronto	ab	r	h	bi
White cf	3	0	1	0
Alomar 2b	5	1	1	1
Carter rf	5	0	1	0
Winfield dh	4	2	1	1
Olerud 1b	5	1	1	0
Maldonado lf	3	1	2	2
Gruber 3b	4	0	0	0
Borders c	4	1	1	0
Lee ss	3	1	1	2
Totals	36	7	9	6

Toronto	ab	r	h	bi
White cf	3	0	1	0
Alomar 2b	4	0	1	0
Carter rf-1b	4	0	1	0
Winfield dh	4	2	2	1
Olerud 1b	3	0	1	1
Bell pr-rf	0	0	0	0
Maldonado lf	4	0	0	0
Gruber 3b	4	0	0	0
Borders c	4	1	1	1
Lee ss	3	0	1	0
Sprague ph	1	0	1	0
Griffin pr	0	0	0	0
Totals	34	3	9	3

Toronto	ab	r	h	bi
White cf	3	0	0	0
Alomar 2b	3	0	1	0
Carter rf	3	0	0	0
Winfield dh	3	0	0	0
Olerud 1b	3	0	0	0
Maldonado lf	2	1	0	0
Gruber 3b	3	2	2	2
Borders c	3	0	1	0
Lee ss	2	0	0	1
Totals	25	3	4	3

Oakland	ab	r	h	bi
Henderson lf	4	1	1	0
Lansford 3b	5	0	1	0
Sierra rf	4	1	2	2
Baines dh	5	2	2	1
McGwire 1b	4	0	1	0
Steinbach c	4	0	3	2
Wilson cf	4	0	2	0
Bordick 2b	2	0	0	0
Browne ph	0	0	0	0
Blankenship pr-2b	1	0	1	0
Weiss ss	4	1	0	0
Totals	37	5	13	5

Oakland	030	000	001	4	6	1
Toronto	000	011	010	3	9	0

Oakland	000	000	001	1	6	0
Toronto	000	020	10x	3	4	0

Toronto	010	110	211	7	9	1
Oakland	000	200	210	5	13	3

E – Henderson. **DP** – Oakland 2, Toronto 2. **LOB** – Oakland 4, Toronto 7. **2B** – Winfield. **HR** – McGwire, Steinbach, Borders, Winfield, Baines. **SB** – Wilson, Alomar.

DP – Oakland 1, Toronto 1. **LOB** – Oakland 6, Toronto 4. **2B** – Wilson, Gruber. **3B** – Sierra. **HR** – Gruber. **SB** – Wilson 3, Weiss 2, Bordick, Alomar, Carter. **CS** – White, Sierra. **SF** – Lee.

E – Lee, Lansford, Blankenship 2. **DP** – Toronto 2, Oakland 1. **LOB** – Toronto 7, Oakland 11. **2B** – White, Sierra. **3B** – Lee. **HR** – Alomar, Maldonado. **SB** – Carter, Wilson 2, Henderson. **CS** – Maldonado, White. **SF** – Sierra.

Oakland	ip	h	r	er	bb	so
Stewart	7.2	7	3	3	3	2
Russell (W)	0.1	1	0	0	0	0
Eckersley (S)	1.0	1	0	0	0	0
Toronto	ip	h	r	er	bb	so
Morris (L)	9.0	6	4	4	4	4

Oakland	ip	h	r	er	bb	so
Moore (L)	7.0	4	3	3	4	3
Corsi	0.2	0	0	0	1	0
Parrett	0.1	0	0	0	0	0
Toronto	ip	h	r	er	bb	so
Cone (W)	8.0	5	1	1	3	6
Henke (S)	1.0	1	0	0	0	1

Toronto	ip	h	r	er	bb	so
Guzman (W)	6.0	7	2	2	3	3
Ward	1.0	3	2	2	1	1
Timlin	0.1	2	1	1	0	0
Henke (S)	1.2	1	0	0	0	0
Oakland	ip	h	r	er	bb	so
Darling (L)	6.0	4	3	2	2	3
Downs	1.0	2	2	0	0	0
Corsi	0.1	0	0	0	0	0
Russell	0.2	1	2	2	3	0
Honeycutt	0.2	0	0	0	0	0
Eckersley	0.1	2	0	0	0	1

WP – Morris.
T – 2:47. **A** – 51,039
Umpires – Denkinger, Young, Clark, Merrill, Brinkman and Coble

T – 2:58. **A** – 51,114
Umpires – Young, Clark, Merrill, Brinkman, Coble and Denkinger

Russell pitched to one batter in the ninth. **HBP** – by Guzman (McGwire). **WP** – Darling 2, Russell
T – 3:40. **A** – 46,911
Umpires – Clark, Merrill, Brinkman, Coble, Denkinger and Young

Game 4 — October 11
Toronto 7, Oakland 6 (11)

Game 5 — October 12
Oakland 6, Toronto 2

Game 6 — October 14
Toronto 9, Oakland 2

Toronto	ab	r	h	bi
White cf	6	1	2	0
Alomar 2b	5	2	4	2
Carter rf-1b	6	1	2	1
Winfield dh	6	1	1	0
Olerud 1b	5	1	4	2
Bell pr-rf	0	1	0	0
Maldonado lf	5	0	2	1
Gruber 3b	5	0	0	0
Borders c	5	0	1	1
Lee ss	3	0	1	0
Sprague ph	1	0	0	0
Griffin ss	2	0	0	0
Totals	49	7	17	7

Oakland	ab	r	h	bi
Henderson lf	6	2	3	1
Browne cf	2	1	0	0
Wilson cf	2	0	0	0
Sierra rf	4	0	2	2
Baines dh	5	1	2	1
Fox pr-dh	1	0	0	0
McGwire 1b	4	0	0	0
Steinbach c	4	0	0	1
Lansford 3b	5	0	2	1
Bordick ss	5	1	1	0
Blankenship 2b	4	1	2	0
Totals	42	6	12	6

Toronto	010	000	032	01	717	4
Oakland	005	001	000	00	612	2

E — Lee 2, Borders, White, McGwire, Henderson. **DP** — Toronto 2. **LOB** — Toronto 14, Oakland 11. **2B** — Alomar, Olerud, Sierra, Baines. **HR** — Olerud, Alomar. **SB** — Alomar, Blankenship, Henderson, Fox. **SH** — Browne, McGwire. **SF** — Borders, Sierra.

Toronto	ip	h	r	er	bb	so
Morris	3.1	5	5	5	5	2
Stottlemeyer	3.2	3	1	1	0	1
Timlin	1.0	2	0	0	0	1
Ward (W)	2.0	1	0	0	0	0
Henke (S)	1.0	1	0	0	0	0
Oakland	ip	h	r	er	bb	so
Welch	7.0	7	2	2	1	7
Parrett	0.0	2	2	2	0	0
Eckersley	1.2	5	2	2	0	1
Corsi	1.0	2	0	0	2	0
Downs (L)	1.1	1	1	1	1	0

Welch pitched to one batter in the eighth. Parrett pitched to two batters in the eighth. **T** — 4:25. **A** — 47,732
Umpires — Merrill, Brinkman, Coble, Denkinger, Young and Clark.

Toronto	ab	r	h	bi
White cf	4	0	3	1
Alomar 2b	4	0	1	0
Carter rf	3	0	0	0
Winfield dh	3	1	2	1
Olerud 1b	4	0	0	0
Maldonado lf	4	0	0	0
Gruber 3b	3	1	0	0
Borders c	4	0	1	0
Lee ss	3	0	0	0
Totals	32	2	7	2

Oakland	ab	r	h	bi
Henderson lf	3	2	2	0
Fox pr-lf	0	0	0	0
Browne 3b	4	2	4	2
Sierra rf	4	1	2	3
Baines dh	3	0	0	0
McGwire 1b	1	0	0	0
Steinbach c	4	0	0	0
Wilson cf	4	0	0	0
Bordick ss	4	0	0	0
Blankenship 2b	4	1	0	0
Totals	31	6	8	5

Toronto	000	100	100	2	7	3
Oakland	201	030	00x	6	8	0

E — Cone, Gruber, Carter. **DP** — Oakland 1. **LOB** — Toronto 6, Oakland 6. **2B** — White. **HR** — Sierra, Winfield. **CS** — Sierra, White. **SH** — Baines.

Toronto	ip	h	r	er	bb	so
Cone (L)	4.0	6	6	3	2	3
Key	3.0	2	0	0	2	1
Eichhorn	1.0	0	0	0	0	0
Oakland	ip	h	r	er	bb	so
Stewart (W)	9.0	7	2	2	3	5

Cone pitched to four batters in the fifth. **PB** — Borders. **T** — 2:51. **A** — 44,955
Umpires — Brinkman, Coble, Denkinger, Young, Clark and Merrill.

Oakland	ab	r	h	bi
Henderson lf	4	0	0	0
Quirk ph	1	0	0	0
Browne 3b	4	0	0	0
Lansford 3b	0	0	0	0
Sierra rf	5	1	1	0
Baines dh	4	1	2	0
McGwire 1b	4	0	1	1
Steinbach c	4	0	2	1
Wilson cf	4	0	1	0
Bordick ss	2	0	0	0
Fox ph	0	0	0	0
Weiss ss	0	0	0	0
Blankenship 2b	2	0	0	0
Ready ph	1	0	0	0
Totals	35	2	7	2

Toronto	ab	r	h	bi
White cf	4	1	1	1
Alomar 2b	5	1	3	1
Carter rf	5	1	1	2
Winfield dh	4	1	0	0
Olerud 1b	3	2	2	1
Maldonado lf	4	1	2	3
Gruber 3b	3	0	0	0
Borders c	2	1	2	1
Lee ss	4	1	2	0
Totals	34	9	13	9

Oakland	000	001	010	2	7	1
Toronto	204	010	02x	9	13	0

E — Henderson. **LOB** — Oakland 10, Toronto 7. **2B** — Baines, Olerud, Lee. **HR** — Carter, Maldonado. **SB** — Wilson, Sierra, Fox, Alomar 2. **CS** — White. **SH** — Gruber. **SF** — Borders, White.

Oakland	ip	h	r	er	bb	so
Moore (L)	2.2	7	6	5	1	4
Parrett	2.0	4	1	1	0	1
Honeycutt	1.1	0	0	0	0	1
Russell	1.0	0	0	0	1	0
Witt	1.0	2	2	2	1	1
Toronto	ip	h	r	er	bb	so
Guzman (W)	7.0	5	1	1	2	8
Ward	1.0	2	1	1	0	1
Henke	1.0	0	0	0	2	1

PB — Borders 2. **T** — 3:15. **A** — 51,335
Umpires — Coble, Denkinger, Young, Clark, Merrill and Brinkman

2000 ALDS

The A's return to post season play for the first time since 1992 and take the eventual World Champion New York Yankees to five games before losing the series, 3-2. The A's outscore New York 23-19, thanks to an 11-1 win in Game 4. Oakland hits .263 as a team led by Ramon Hernandez (.375). The pitching staff compiles a 3.48 ERA led by Jim Mecir who tossed 5 1/3 shutout innings in retiring 16 of the 17 hitters he faces.

The A's open the series with a 5-3 win in Oakland as Ramon Hernandez has a RBI double in the sixth inning to break a 3-3 tie. Trailing 2-0 after four innings, the A's score three times in the fifth, beginning with a Hernandez RBI single. Gil Heredia allows three runs in six innings for the win. The Yankees come back to win Game 2 as Andy Pettitte and Mariano Rivera combine to shutout the A's on six hits. The series moves to New York for Game 3 and the Yankees win their second straight with a 4-2 victory. Tim Hudson goes the distance for the A's but Orlando Hernandez and Rivera combine to limit the A's to two runs on four hits, including a Terrence Long home run. Facing elimination in Game 4, Barry Zito allows one run in 5 2/3 innings to pick up the victory in the A's 11-1 win. Olmedo Saenz hits a three-run home run in the first inning and Ben Grieve adds a two-run single in the A's three-run sixth. Oakland adds another run in the eighth and four more in the ninth, including a two-run double by Eric Chavez. The series returns to Oakland for Game 5 but the Yankees score six times in the first inning off Gil Heredia for a 7-5 win. The A's score twice in the second, once in the third and two more times in the fourth but are shutout on three hits over the final five innings.

FINAL STATISTICS

PLAYER	AVG	G	AB	R	H	TB	2B	3B	HR	RBI	SH	SF	HP	BB	IBB	SO	SB	CS	DP	E	SLG	OBP
Chavez	.333	5	21	4	7	10	3	0	0	4	0	0	0	0	0	5	0	0	1	0	.476	.333
Christenson	.500	2	2	0	1	1	0	0	0	1	0	0	0	0	0	0	0	0	0	0	.500	.500
Fasano	—	1	0	0	0	0	0	0	0	0	0	0	0	0	0	0	0	0	0	0	—	—
Giambi, Ja.	.286	5	14	2	4	4	0	0	0	1	0	1	0	7	1	2	1	0	0	1	.286	.500
Giambi, Je.	.333	4	9	1	3	3	0	0	0	1	0	0	0	2	0	2	0	0	0	0	.333	.455
Grieve	.118	5	17	1	2	2	0	0	0	2	0	0	0	3	0	7	0	0	2	0	.118	.250
Hernandez	.375	5	16	3	6	8	2	0	0	3	1	0	1	0	0	3	0	0	0	1	.500	.412
Long	.158	5	19	2	3	6	0	0	1	1	0	0	0	3	0	2	0	0	2	1	.316	.273
Menechino	—	1	0	0	0	0	0	0	0	0	0	0	0	0	0	0	0	0	0	0	—	—
Piatt	.167	3	6	2	1	1	0	0	0	0	0	0	0	0	0	1	0	0	0	0	.167	.167
Porter	1.000	2	1	0	1	1	0	0	0	1	0	0	0	0	0	0	0	0	0	0	1.000	1.000
Saenz	.231	4	13	1	3	6	0	0	1	4	0	1	1	0	0	2	0	0	1	0	.462	.267
Stairs	.111	3	9	0	1	2	1	0	0	0	0	0	0	0	0	1	0	0	0	0	.222	.111
Tejada	.350	5	20	5	7	9	2	0	0	1	0	0	0	2	0	2	1	0	0	0	.450	.409
Velarde	.250	5	20	2	5	6	1	0	0	3	0	0	0	2	0	3	1	0	0	2	.300	.318
Totals	.263	5	167	23	44	59	9	0	2	22	1	2	2	19	1	31	3	0	6	5	.353	.342

PITCHER	W	L	ERA	G	GS	CG	GF	SHO	SV	IP	H	R	ER	HR	HB	BB	IBB	SO	WP	BK	AVG
Appier	0	1	3.48	2	1	0	0	0	0	10.1	10	4	4	1	0	6	1	13	0	0	.250
Heredia	1	1	12.79	2	2	0	0	0	0	6.1	11	9	9	0	1	3	0	3	0	0	.407
Hudson	0	1	3.38	1	1	0	0	0	0	8.0	6	4	3	0	0	4	0	5	0	0	.194
Isringhausen	0	0	0.00	2	0	0	2	0	1	2.0	1	0	0	0	0	0	0	3	0	0	.143
Jones	0	0	0.00	2	0	0	2	0	0	1.1	1	0	0	0	0	0	0	1	0	0	.200
Magnante	0	0	0.00	2	0	0	0	0	0	3.0	1	0	0	0	0	0	0	2	0	0	.111
Mecir	0	0	0.00	3	0	0	0	0	0	5.1	1	0	0	0	0	0	0	2	0	0	.059
Tam	0	0	0.00	3	0	0	0	0	0	2.0	3	1	0	0	0	1	1	1	0	0	.333
Zito	1	0	1.59	1	1	0	0	0	0	5.2	7	1	1	0	0	2	0	5	0	0	.304
Totals	2	3	3.48	5	5	1	4	0	1	44.0	41	19	17	1	1	16	2	35	0	0	.244

Game 1 — October 3
Oakland 5, New York 3

Game 2 — October 4
New York 4, Oakland 0

Game 3 — October 6
New York 4, Oakland 2

New York	ab	r	h	bi
Knoblauch dh	4	0	1	0
Jeter ss	3	0	0	0
O'Neill rf	4	0	0	0
Williams cf	4	1	2	0
Justice lf	4	0	0	0
Martinez 1b	3	0	1	1
Posada c	3	1	1	0
Sojo 2b	3	1	1	1
Hill ph	1	0	0	0
Brosius 3b	4	0	1	1
Totals	33	3	7	3

Oakland	ab	r	h	bi
Long cf	4	0	1	0
Velarde 2b	3	0	1	1
JaGiambi 1b	2	0	1	0
Grieve lf	3	0	0	0
Christenson lf	0	0	0	0
Tejada ss	4	1	1	0
Stairs rf	4	0	0	0
Chavez 3b	4	2	3	1
JeGiambi dh	2	1	1	0
Saenz ph-dh	1	0	0	0
Hernandez c	4	1	2	2
Totals	31	5	10	4

New York	020	001	000	3	7	0
Oakland	000	031	01x	5	10	2

E – Long, Velarde. **DP** – New York 2, Oakland 1. **LOB** – New York 6, Oakland 7. **2B** – Williams, Sojo, Brosius, Hernandez. **SF** – Martinez. **SB** – Velarde, JaGiambi.

New York	ip	h	r	er	bb	so
Clemens (L)	6.0	7	4	4	4	5
Stanton	1.1	3	1	1	1	0
Nelson	0.2	0	0	0	0	0
Oakland	ip	h	r	er	bb	so
Heredia (W)	6.0	7	3	3	1	3
Tam	0.2	0	0	0	0	1
Mecir	1.1	0	0	0	0	1
Isringhausen (S)	1.0	0	0	0	0	2

HBP – by Heredia (Jeter). **WP** – Clemens, Stanton.

T – 3:16. A – 47,360

Umpires – Welke, Meriwether, McClelland, Schrieber, Clark, Nelson.

New York	ab	r	h	bi
Jeter ss	5	0	0	0
Posada c	3	0	1	0
Justice lf	3	0	0	0
Bellinger lf	1	0	1	1
Williams cf	5	1	2	0
Martinez 1b	4	0	2	0
O'Neill rf	2	1	0	0
Hill dh	4	1	1	1
Sojo 2b	3	0	1	2
Vizcaino pr-2b	0	1	0	0
Brosius 3b	3	0	0	0
Totals	33	4	8	4

Oakland	ab	r	h	bi
Long cf	4	0	0	0
Velarde 2b	3	0	0	0
JaGiambi 1b	4	0	2	0
Saenz dh	4	0	0	0
Tejada ss	4	0	2	0
Grieve lf	4	0	0	0
Piatt rf	3	0	0	0
Chavez 3b	3	0	1	0
Hernandez c	3	0	1	0
Totals	32	0	6	0

New York	000	003	001	4	8	1
Oakland	000	000	000	0	6	1

E – Sojo, JaGiambi. **DP** – New York 2, Oakland 1. **LOB** – New York 9, Oakland 6. **2B** – Posada, Bellinger, Williams, Sojo, Tejada, Chavez, Hernandez. **SH** – Brosius. **CS** – Williams.

New York	ip	h	r	er	bb	so
Pettitte (W)	7.2	5	0	0	1	3
Rivera (S)	1.1	1	0	0	0	0
Oakland	ip	h	r	er	bb	so
Appier (L)	6.1	6	3	3	5	7
Magnante	1.2	1	0	0	0	1
Tam	0.2	1	1	0	1	0
Jones	0.1	0	0	0	0	0

T – 3:15. A – 47,860

Umpires – Meriwether, McClelland, Schrieber, Clark, Nelson, Welke.

Oakland	ab	r	h	bi
Long cf	4	1	2	1
Velarde 2b	4	0	0	0
JaGiambi 1b	2	0	0	0
Chavez 3b	4	0	0	0
Tejada ss	3	1	0	0
Stairs rf	4	0	0	0
Grieve lf	2	0	0	0
JeGiambi dh	4	0	1	1
Hernandez c	3	0	1	0
Totals	30	2	4	2

New York	ab	r	h	bi
Jeter ss	4	0	1	2
Posada c	4	0	0	0
Justice lf	4	0	1	0
Williams cf	4	1	1	0
Martinez 1b	3	1	1	0
O'Neill rf	4	1	1	0
Hill dh	3	0	0	1
Knoblauch, pr-dh	0	0	0	0
Sojo 2b	3	1	1	1
Brosius 3b	2	0	0	0
Totals	31	4	6	4

Oakland	010	010	000	2	4	2
New York	020	100	01x	4	6	1

E – Velarde, Hernandez, Martinez. **DP** – New York 2. **LOB** – Oakland 6, New York 7. **2B** – Williams. **HR** – Long. **CS** – Jeter.

Oakland	ip	h	r	er	bb	so
Hudson (L)	8.0	6	4	3	4	5
New York	ip	h	r	er	bb	so
Hernandez (W)	7.0	4	2	2	5	4
Rivera (S)	2.0	0	0	0	0	1

T – 3:12. A – 56,606

Umpires – Reilly, Winters, Reed, Eddings, Reliford, Danley.

Game 4 — October 7
Oakland 11, New York 1

Oakland	ab	r	h	bi
Long cf	4	0	0	0
Velarde 2b	5	2	1	0
Menechino 2b	0	0	0	0
JaGiambi 1b	2	2	0	0
Saenz dh	4	1	2	3
Piatt pr-dh	0	1	0	0
Chavez 3b	5	2	2	2
Tejada ss	4	2	1	1
Grieve lf	4	1	2	2
Porter rf	1	0	1	1
Je Giambi rf	2	0	1	0
Christenson pr-lf-rf	2	0	1	1
Hernandez c	3	0	0	1
Totals	36	11	11	11

New York	ab	r	h	bi
Jeter ss	3	0	2	0
Sojo 2b	4	0	0	0
O'Neill rf	4	1	1	0
Williams cf	3	0	0	0
Justice lf	4	0	2	0
Hill dh	4	0	0	0
Posada c	3	0	1	1
Polonia ph	1	0	1	0
Martinez 1b	4	0	1	0
Brosius 3b	4	0	0	0
Totals	34	1	8	1

Oakland	300	003	014	11	11	0
New York	000	001	000	1	8	0

DP – Oakland 1, New York 1. **LOB** – Oakland 7, New York 8. **2B** – Velarde, Chavez, Tejada, Posada. **HR** – Saenz. **SH** – Hernandez. **SB** – Tejada.

Oakland	ip	h	r	er	bb	so
Zito (W)	5.2	7	1	1	2	5
Mecir	1.0	0	0	0	0	0
Magnante	1.1	0	0	0	0	1
Jones	1.0	1	0	0	0	1
New York	ip	h	r	er	bb	so
Clemens (L)	5.0	6	6	6	4	5
Stanton	1.0	1	0	0	0	0
Choate	1.1	0	1	1	1	1
Gooden	1.2	4	4	4	1	1

HBP – by Gooden (Saenz, Hernandez).
T – 3:42. **A** – 56,915
Umpires – Winters, Reed, Eddings, Reliford, Danley, Reilly.

Game 5 — October 8
New York 7, Oakland 5

New York	ab	r	h	bi
Knoblauch dh	5	1	2	1
Jeter ss	4	1	1	0
O'Neill rf	5	1	2	0
Williams cf	4	0	0	1
Justice lf	3	2	1	1
Bellinger lf	0	0	0	0
Martinez 1b	5	1	3	3
Posada c	4	1	1	0
Sojo 2b	3	0	0	1
Brosius 3b	4	0	2	0
Totals	37	7	12	7

Oakland	ab	r	h	bi
Long cf	3	1	0	0
Fasano c	0	0	0	0
Velarde 2b	5	0	3	2
JaGiambi 1b	4	0	1	1
Saenz dh	4	0	1	1
Tejada ss	5	1	3	0
Chavez 3b	5	0	1	1
Piatt rf	3	1	1	0
JeGiambi ph-rf	1	0	0	0
Grieve lf	4	0	0	0
Hernandez c	3	2	2	0
Stairs ph	1	0	1	0
Porter pr-cf	0	0	0	0
Totals	38	5	13	5

New York	600	100	000	7	12	0
Oakland	021	200	000	5	13	0

LOB – New York 8, Oakland 10. **2B** – O'Neill, Martinez 2, Chavez, Stairs. **HR** – Justice. **SF** – Williams, Sojo, Ja.Giambi, Saenz. **SB** – Knoblauch.

New York	ip	h	r	er	bb	so
Pettitte	3.2	10	5	5	2	4
Stanton (W)	2.0	1	0	0	0	3
Nelson	1.1	0	0	0	0	2
Hernandez	0.1	1	0	0	0	1
Rivera (S)	1.2	1	0	0	0	1
Oakland	ip	h	r	er	bb	so
Heredia (L)	0.1	4	6	6	2	0
Tam	0.2	2	0	0	0	0
Appier	4.0	4	1	1	1	6
Mecir	3.0	1	0	0	0	1
Isringhausen	1.0	1	0	0	0	1

T – 3:50. **A** – 41,170
Umpires – Reed, Eddings, Reliford, Danley, Reilly, Winters.

2001 ALDS

The A's face New York in the American League Division Series again and lose to the Yankees in five games for the second straight year. The pitching staff compiles a 2.86 ERA, including 0.93 by Tim Hudson. Johnny Damon leads the A's with a .409 batting average and Terrence Long hits two home runs, both in Game 1.

The A's open the series with a 5-3 win for the second consecutive year as Mark Mulder allows a run on seven hits in 6 2/3 innings for the win. Terrence Long becomes the sixth Athletic to homer twice in a post-season game as he leads off the fourth and eighth innings with home runs. Johnny Damon is 4 for 4 with a walk and steals two bases. Tim Hudson combines with Jason Isringhausen for a 2-0, seven-hit shutout in Game 2. Hudson allows six of the hits in eight innings and Ron Gant homers to start the fourth inning. The series returns to Oakland for Game 3 and Mike Mussina and Mariano Rivera combine to shutout the A's on six hits. Jorge Posada homers with one out in the fifth for the only run and Barry Zito takes the loss, despite allowing one run on two hits and one walk in eight innings. Cory Lidle starts Game 4 and allows two unearned runs in the second, two in the third and two of the Yankees three runs in the fourth in a 9-2 loss. Lidle allows six runs on five hits and three walks in 3 1/3 innings. Miguel Tejada has four hits and Jermaine Dye breaks his leg after fouling off a pitch in the third inning. The series returns to Yankee Stadium for Game 5 and New York completes their comeback with a 5-3 win. RBI singles by Jason and Jeremy Giambi in the first and second innings give the A's a 2-0 lead but New York scores two in the second and unearned runs in the third and fourth off Mulder to take the lead for good. Mulder allows four runs on seven hits in 4 1/3 innings for the loss.

FINAL STATISTICS

PLAYER	AVG	G	AB	R	H	TB	2B	3B	HR	RBI	SH	SF	HP	BB	IBB	SO	SB	CS	DP	E	SLG	OBP
Byrnes	.000	2	2	0	0	0	0	0	0	0	0	0	0	0	0	1	0	0	0	0	.000	.000
Chavez	.143	5	21	0	3	4	1	0	0	0	0	0	0	0	5	0	0	1	1	.190	.143	
Damon	.409	5	22	3	9	13	2	1	0	0	0	0	0	1	2	0	0	0	0	.591	.435	
Dye	.231	4	13	0	3	5	2	0	0	0	0	0	2	0	2	0	0	0	0	.385	.333	
Gant	.182	4	11	1	2	5	0	0	1	1	0	0	0	0	3	0	0	0	0	.455	.182	
Giambi, Ja.	.353	5	17	2	6	9	0	0	1	4	0	1	0	4	1	2	0	0	1	.529	.455	
Giambi, Je.	.308	5	13	0	4	5	1	0	0	2	0	0	1	0	0	1	0	0	0	.385	.357	
Hernandez	.000	5	10	0	0	0	0	0	0	0	0	0	1	1	0	4	0	0	0	.000	.167	
Long	.389	5	18	3	7	16	3	0	2	3	0	0	0	1	0	2	0	0	0	.889	.421	
Menechino	.083	4	12	2	1	1	0	0	0	0	0	0	0	1	0	4	0	0	0	.083	.154	
Myers	.143	3	7	0	1	1	0	0	0	0	0	0	0	0	0	3	0	0	1	.143	.143	
Saenz	.000	3	4	0	0	0	0	0	0	0	0	0	0	0	0	1	0	0	0	.000	.000	
Santangelo	.333	2	3	0	1	2	1	0	0	0	0	0	1	0	0	0	0	0	0	.667	.500	
Tejada	.286	5	21	1	6	9	3	0	0	1	0	1	1	0	0	3	0	0	0	.429	.304	
Totals	.247	5	174	12	43	70	13	1	4	11	0	2	3	11	1	31	3	0	3	.402	.300	

PITCHER	W	L	ERA	G	GS	CG	GF	SHO	SV	IP	H	R	ER	HR	HB	BB	IBB	SO	WP	BK	AVG
Bradford	0	0	0.00	1	0	0	0	0	0	1.0	0	0	0	0	0	0	0	1	0	0	.000
Cuthrie	0	0	0.00	2	0	0	1	0	0	3.0	0	0	0	0	0	0	0	2	0	0	.000
Hiljus	0	0	27.00	1	0	0	0	0	0	0.1	0	1	1	0	0	2	0	0	0	0	.000
Hudson	1	0	0.93	2	1	0	0	0	0	9.2	8	1	1	1	1	1	0	5	0	0	.222
Isringhausen	0	0	0.00	2	0	0	2	0	2	2.0	1	0	0	0	0	1	0	3	0	0	.143
Lidle	0	1	10.80	1	1	0	0	0	0	3.1	5	6	4	0	0	3	0	0	0	0	.357
Magnante	0	0	0.00	1	0	0	0	0	0	1.1	3	0	0	0	0	1	0	1	0	0	.500
Mecir	0	0	5.40	2	0	0	1	0	0	3.1	4	2	2	1	0	0	0	4	0	0	.286
Mulder	1	1	2.45	2	2	0	0	0	0	11.0	14	5	3	0	2	2	0	7	0	0	.318
Tam	0	0	18.00	1	0	0	1	0	0	1.0	3	2	2	0	0	0	0	0	0	0	.500
Zito	0	1	1.13	1	1	0	0	0	0	8.0	2	1	1	1	2	1	0	6	0	0	.077
Totals	2	3	2.86	5	5	0	5	1	2	44.0	40	18	14	3	4	11	0	29	0	0	.241

Game 1 — October 10
Oakland 5, New York 3

Oakland	ab	r	h	bi
Damon cf	4	1	4	0
Tejada ss	4	0	0	1
JaGiambi 1b	3	1	1	2
Dye rf	4	0	1	0
Chavez 3b	5	0	1	0
JeGiambi dh	4	0	1	0
Gant ph-dh	1	0	0	0
Long lf	4	2	2	2
Hernandez c	2	0	0	0
Menechino 2b	4	1	0	0
Totals	35	5	10	5

New York	ab	r	h	bi
Knoblauch lf	4	0	1	1
Jeter ss	4	0	3	0
Williams cf	4	1	0	0
Martinez 1b	4	1	1	2
Posada c	4	0	3	0
O'Neill dh	4	0	0	0
Justice rf	4	0	0	0
Brosius 3b	4	0	0	0
Soriano 2b	4	1	2	0
Totals	36	3	10	3

Oakland	100	100	120	5	10	1
New York	000	010	020	3	10	1

E – Menechino, Knoblauch. **DP** – Oakland 1, New York 1. **LOB** – Oakland 10, New York 6. **2B** – Dye, JeGiambi, Posada. **HR** – Martinez, JaGiambi, Long 2. **SF** – Tejada, JaGiambi. **SB** – Damon 2, Soriano. **CS** – Soriano

Oakland	ip	h	r	er	bb	so
Mulder (W)	6.2	7	1	1	0	5
Mecir	1.1	3	2	2	0	0
Isringhausen (S)	1.0	0	0	0	0	2
New York	ip	h	r	er	bb	so
Clemens (L)	4.0	4	2	2	3	1
Hitchcock	3.0	5	2	2	0	2
Witasick	0.2	1	1	1	1	0
Stanton	1.1	0	0	0	0	0

Clemens pitched to 1 batter in the 5th, Hitchcock pitched to 1 batter in the 8th **HBP** – by Clemens (Hernandez).

T – 3:45. A – 56,697

Umpires – DeMuth, Nelson, Schrieber, Reed, Rapuano, Gibson.

Game 2 — October 11
Oakland 2, New York 0

Oakland	ab	r	h	bi
Damon cf	5	1	2	0
Tejada ss	5	0	2	0
JaGiambi 1b	3	0	0	0
Dye rf	3	0	0	0
Chavez 3b	4	0	0	0
Gant dh	3	1	2	1
JeGiambi ph	1	0	0	0
Long lf	4	0	2	0
Hernandez c	4	0	0	0
Menechino 2b	4	0	1	0
Totals	36	2	9	1

New York	ab	r	h	bi
Knoblauch lf	4	0	2	0
Jeter ss	4	0	2	0
O'Neill dh	4	0	0	0
Williams cf	4	0	1	0
Martinez 1b	3	0	1	0
Bellinger pr	0	0	0	0
Posada c	3	0	0	0
Justice rf	4	0	1	0
Brosius 3b	4	0	0	0
Soriano 2b	3	0	0	0
Totals	33	0	7	0

Oakland	000	100	001	2	9	0
New York	000	000	000	0	7	1

E – Brosius. **DP** – Oakland 1, New York 1. **LOB** – Oakland 10, New York 8. **2B** – Tejada 2, Long, Damon, Williams. **3B** – Damon. **HR** – Gant.

Oakland	ip	h	r	er	bb	so
Hudson (W)	8.0	6	0	0	1	3
Isringhausen (S)	1.0	1	0	0	1	1
New York	ip	h	r	er	bb	so
Pettitte (L)	6.1	7	1	1	2	4
Mendoza	1.2	1	0	0	1	1
Rivera	1.0	1	1	0	0	1

T – 3:24. A – 56,684

Umpires – Nelson, Schrieber, Reed, Rapuano, Gibson, DeMuth

Game 3 — October 13
New York 1, Oakland 0

New York	ab	r	h	bi
Knoblauch lf	4	0	0	0
Soriano 2b	4	0	0	0
Jeter ss	3	0	0	0
Williams cf	3	0	0	0
Martinez 1b	3	0	0	0
Posada c	3	1	1	1
Spencer rf	3	0	1	0
Velarde dh	3	0	0	0
Brosius 3b	3	0	0	0
Totals	29	1	2	1

Oakland	ab	r	h	bi
Damon cf	4	0	0	0
Tejada ss	4	0	0	0
JaGiambi 1b	4	0	1	0
Dye rf	4	0	2	0
Chavez 3b	4	0	0	0
JeGiambi dh	3	0	1	0
Long lf	3	0	1	0
Hernandez c	2	0	0	0
Saenz ph	1	0	0	0
Santangelo 2b	0	0	0	0
Menechino 2b	2	0	0	0
Myers ph-c	1	0	1	0
Totals	32	0	6	0

New York	000	010	000	1	2	0
Oakland	000	000	000	0	6	1

E – Tejada. **DP** – Oakland 1. **LOB** – New York 4, Oakland 6. **2B** – Spencer, Dye, Long. **HR** – Posada.

New York	ip	h	r	er	bb	so
Mussina (W)	7.0	4	0	0	1	4
Rivera (S)	2.0	2	0	0	0	1
Oakland	ip	h	r	er	bb	so
Zito (L)	8.0	2	1	1	1	6
Guthrie	1.0	0	0	0	0	1

T – 2:42. A – 55,861

Umpires – Danley, Layne, Hirschbeck, Kulpa, Rippley, Barrett

Game 4 — October 14
New York 9, Oakland 2

Game 5 — October 15
New York 5, Oakland 3

New York					Oakland				
ab	r	h	bi		ab	r	h	bi	
Knoblauch lf	5	0	1	0	Damon cf	4	1	1	0
Jeter ss	4	2	1	0	Tejada ss	3	0	0	0
Justice dh	3	2	1	0	JaGiambi 1b	4	0	4	2
Williams cf	4	2	3	5	Chavez 3b	4	0	0	0
Martinez 1b	5	0	0	0	Long rf	4	1	1	0
Posada c	4	1	2	1	Gant lf	4	0	0	0
O'Neill rf	3	1	1	0	JeGiambi dh	2	0	1	1
Spencer ph-rf	2	0	0	0	Saenz ph-dh	2	0	0	0
Brosius 3b	3	0	1	1	Hernandez c	1	0	0	0
Soriano 2b	3	1	1	1	Myers c	3	0	0	0
Totals	36	9	11	8	Menechino 2b	2	1	0	0
					Byrnes ph	1	0	0	0
					Totals	34	3	7	3
Oakland					New York				
ab	r	h	bi		ab	r	h	bi	
Damon cf	5	0	2	0	Knoblauch lf	5	1	2	0
Tejada ss	5	1	4	0	Velarde dh	2	0	1	0
JaGiambi 1b	3	1	0	0	Justice ph-dh	2	1	1	1
Saenz ph	1	0	0	0	Jeter ss	3	0	2	1
Dye rf	2	0	0	0	Williams cf	3	1	0	0
Gant ph-lf	3	0	0	0	Martinez 1b	3	0	0	0
Long lf-rf	3	0	1	1	Posada c	4	1	2	0
JeGiambi dh	3	0	1	1	Spencer rf	3	1	1	0
Byrnes ph-dh	1	0	0	0	Brosius 3b	3	0	0	0
Chavez 3b	4	0	2	0	Soriano 2b	4	0	1	2
Myers c	3	0	0	0	Totals	32	5	10	4
Hernandez ph-c	1	0	0	0					
Santangelo 2b	3	0	1	0	Oakland	110	010	000	3 7 3
Totals	37	2	11	2	New York	021	101	00x	5 10 1
New York	022	300	002	9 11 1					
Oakland	002	000	000	2 11 1					

E – Brosius, Santangelo. DP – New York 1. LOB – New York 7, Oakland 11. 2B – Williams 2, O'Neill, Tejada, Chavez, Santangelo. 3B - Justice. SB – Soriano. CS – Jeter. S – Brosius.

New York						Oakland							
ip	h	r	er	bb	so	ip	h	r	er	bb	so		
Hernandez (W)	5.2	8	2	2	2	5	Mulder (L)	4.1	7	4	2	2	2
Stanton	1.2	2	0	0	0	1	Hudson	1.2	2	1	1	0	2
Mendoza	1.2	1	0	0	0	3	Mecir	2.0	1	0	0	0	4
Oakland						New York							
ip	h	r	er	bb	so	ip	h	r	er	bb	so		
Lidle (L)	3.1	5	6	4	3	0	Clemens	4.1	5	3	3	1	5
Hiljus	0.1	0	1	1	2	0	Stanton (W)	1.2	1	0	0	0	0
Magnante	1.1	3	0	0	1	1	Mendoza	1.0	0	0	0	0	1
Guthrie	2.0	0	0	0	0	1	Rivera (S)	2.0	1	0	0	0	2
Bradford	1.0	0	0	0	0	1							
Tam	1.0	3	2	2	0	0							

HBP – by Hernandez (Santangelo). WP – Hernandez
T – 4:13. A – 43,681.
Umpires – Layne, Hirschbeck, Kulpa, Rippley, Barrett, Danley

E – Ja.Giambi, Chavez, Myers, Brosius. DP – Oakland 1, New York 1. LOB – Oakland 6, New York 9. 2B – Damon, Long, Knoblauch, Jeter. HR – Justice. SH – Velarde. SF – Jeter. SB – JeGiambi, Knoblauch, Posada. CS – Knoblauch, Williams.

HBP – by Clemens (Tejada), by Mulder (Martinez), by Mulder (Brosius). WP – Clemens.
T – 3:23. A – 56,642
Umpires – Rapuano, Gibson, DeMuth, Nelson, Schrieber, Reed

2002 ALDS

The A's reach the post season for the third consecutive season, facing Minnesota in the ALDS. However, the A's lose in five games for the third straight year. The A's hit .288 in the series, scoring 26 runs in the five games. Scott Hatteberg leads the A's with a .500 batting average and Ray Durham hits two home runs. The A's pitching staff allows 27 runs for a 4.09 ERA.

After winning Game 1 in each of the previous two seasons, the A's drop the opener in 2002, 7-5. The A's take a 5-1 lead after two innings but Tim Hudson allows a run in the third and one of the Twins three runs in the sixth. Ted Lilly allows two runs in two-thirds of an inning for the loss and blown save. The A's win Game 2 9-1 as Eric Chavez hits a three-run home run in the first to give Mark Mulder all the runs he would need. Mulder allows a run on five hits in six innings. The series moves to Minnesota for Game 3 and the A's win 6-3 behind Barry Zito. Ray Durham leads off the game with an inside-the-park home run and Scott Hatteberg follows with a home run to mark the first time in post-season history a team has started the game with back-to-back home runs. The Twins even the series at two with an 11-2 win in Game 4. Miguel Tejada hits a two-run home run in the third inning but Tim Hudson allows two in the bottom of the inning before the Twins score seven unearned runs in the fourth to hand Hudson the loss. Minnesota then wins Game 5, 5-4. The Twins take a 2-0 lead before Ray Durham homers in the bottom of the third. The score remains 2-1 until Billy Koch allows three runs in the ninth. Mark Ellis hits a three-run home run in the bottom of the ninth.

FINAL STATISTICS

PLAYER	AVG	G	AB	R	H	TB	2B	3B	HR	RBI	SH	SF	HP	BB	IBB	SO	SB	CS	DP	E	SLG	OBP
Byrnes	.000	2	1	0	0	0	0	0	0	0	0	0	0	0	0	0	0	0	0	0	.000	.000
Chavez	.381	5	21	3	8	11	0	0	1	5	0	0	0	2	1	1	0	0	0	0	.524	.435
Durham	.333	5	21	7	7	16	3	0	2	2	0	0	1	2	0	4	1	0	0	0	.762	.417
Dye	.400	5	20	3	8	13	2	0	1	1	0	0	0	1	0	5	0	0	0	0	.650	.429
Ellis	.368	5	19	1	7	12	2	0	1	4	0	0	0	1	0	2	0	0	0	0	.632	.400
Hatteberg	.500	5	14	5	7	12	2	0	1	3	0	0	0	3	0	0	0	0	0	0	.857	.588
Hernandez	.059	5	17	0	1	1	0	0	0	0	0	0	0	0	0	4	0	0	1	0	.059	.059
Justice	.238	5	21	2	5	8	1	1	0	4	0	0	0	0	0	4	0	0	1	0	.381	.238
Long	.167	5	18	1	3	6	0	0	1	1	0	0	0	1	0	2	0	0	0	0	.333	.211
Mabry	.000	2	2	0	0	0	0	0	0	0	0	0	0	0	0	1	0	0	0	0	.000	.000
Myers	.000	2	1	0	0	0	0	0	0	0	0	0	0	0	0	1	0	0	0	0	.000	.000
Piatt	.333	3	3	0	1	2	1	0	0	0	0	0	0	0	0	1	0	0	0	0	.667	.333
Saenz	—	1	0	0	0	0	0	0	0	0	0	0	0	1	0	0	0	0	0	0	—	1.000
Tejada	.143	5	21	3	3	7	1	0	1	4	0	1	0	1	0	7	0	0	0	0	.333	.174
Velarde	.600	4	5	1	3	4	1	0	0	1	0	0	0	0	0	1	0	0	0	0	.800	.600
Totals	.288	5	184	26	53	92	13	1	8	25	0	1	1	12	1	34	1	0	2	3	.500	.333

PITCHER	W	L	ERA	G	GS	CG	GF	SHO	SV	IP	H	R	ER	HR	HB	BB	IBB	SO	WP	BK	AVG
Bowie	0	0	0.00	1	0	0	1	0	0	1.1	0	0	0	0	0	0	0	3	0	0	.000
Bradford	0	0	0.00	2	0	0	0	0	0	3.0	1	0	0	0	1	0	0	1	0	0	.111
Hudson	0	1	6.23	2	2	0	0	0	0	8.2	13	11	6	2	1	4	0	8	1	0	.333
Koch	0	0	9.00	3	0	0	3	0	1	3.0	5	3	3	1	0	2	0	3	0	0	.357
Lidle	0	0	9.00	1	0	0	0	0	0	1.0	2	1	1	0	0	0	0	0	0	0	.400
Lilly	0	1	13.50	2	0	0	0	0	0	4.0	10	6	6	1	0	1	0	3	1	0	.476
Mecir	0	0	0.00	1	0	0	1	0	0	1.0	0	0	0	0	0	0	0	2	0	0	.000
Mulder	1	1	2.08	2	2	0	0	0	0	13.0	14	3	3	1	0	3	1	12	1	0	.280
Rincon	0	0	0.00	2	0	0	0	0	0	3.0	2	0	0	0	0	0	0	2	0	0	.182
Zito	1	0	4.50	1	1	0	0	0	0	6.0	5	3	3	0	0	4	0	8	1	0	.217
Totals	2	3	4.09	5	5	0	5	0	1	44.0	52	27	20	5	2	14	1	42	4	0	.291

Game 1 — October 1
Minnesota 7, Oakland 5

Game 2 — October 2
Oakland 9, Minnesota 1

Game 3 — October 4
Oakland 6, Minnesota 3

Minnesota	ab	r	h	bi	Minnesota	ab	r	h	bi	Oakland	ab	r	h	bi
Jones lf	5	0	1	1	Jones lf	3	0	1	0	Durham dh	4	2	1	1
Guzman ss	4	1	2	0	Mohr lf	1	0	1	0	Hatteberg 1b	2	1	1	1
Koskie 3b	5	1	1	3	Guzman ss	3	1	1	1	Velarde ph-1b	2	1	1	1
Ortiz dh	5	0	0	0	Koskie 3b	3	0	0	0	Tejada ss	4	0	0	1
Hunter cf	4	1	1	0	Lecroy dh	4	0	2	0	Chavez 3b	4	0	1	0
Mientkiewicz 1b	5	1	1	1	Hunter cf	3	0	0	0	Dye rf	4	1	1	1
Cuddyer rf	3	1	2	1	Hocking rf	1	0	1	0	Justice lf	4	0	0	0
Mohr rf	0	0	0	0	Mientkiewicz 1b	4	0	0	0	Ellis 2b	4	0	1	0
Pierzynski c	4	1	4	1	Cuddyer rf	1	0	0	0	Long cf	3	1	1	1
Rivas 2b	3	1	1	0	Kielty, ph-cf-rf	2	0	0	0	Hernandez c	4	0	1	0
Totals	38	7	13	7	Pierzynski c	2	0	0	0	Totals	35	6	9	6
					Prince c	2	0	0	0					

Oakland	ab	r	h	bi	Oakland	ab	r	h	bi	Minnesota	ab	r	h	bi
Durham dh	5	1	2	0	Durham dh	3	3	1	0	Jones lf	4	1	2	0
Hatteberg 1b	2	2	1	1	Hatteberg 1b	4	1	2	1	Guzman ss	4	0	0	0
Saenz ph-1b	0	0	0	0	Mabry ph-1b	1	0	0	0	Koskie 3b	5	1	1	1
Velarde ph-1b	1	0	1	0	Tejada ss	4	1	1	1	Ortiz dh	3	0	0	0
Tejada ss	5	1	1	0	Chavez 3b	4	2	2	3	Kielty ph	1	0	0	0
Chavez 3b	5	1	2	2	Dye rf	4	1	1	0	Hunter cf	4	1	2	1
Dye rf	5	0	2	0	Justice lf	5	1	2	3	Mientkiewicz 1b	3	0	1	0
Justice lf	5	0	2	1	Byrnes lf	0	0	0	0	Cuddyer rf	4	0	1	0
Ellis 2b	4	0	1	0	Ellis 2b	4	0	3	1	Pierzynski c	3	0	1	1
Long cf	4	0	0	0	Long cf	4	0	2	0	Rivas 2b	3	0	0	0
Piatt ph	1	0	0	0	Hernandez c	4	0	0	0	Hocking ph	1	0	0	0
Hernandez c	4	0	0	0	Totals	37	9	14	9	Totals	35	3	8	3
Totals	41	5	12	4										

Minnesota	012	003	100	7	13	3
Oakland	320	000	000	5	12	0

E – Guzman, Pierzynski, Koskie. **DP** – Oakland 1. **LOB** – Minnesota 8, Oakland 12. **2B** – Hunter, Cuddyer, Durham 2, Ellis, Jones. **3B** – Pierzynski. **HR** – Koskie, Mientkiewicz. **SH** – Rivas.

Minnesota	ip	h	r	er	bb	so
Radke (W)	5.0	8	5	1	1	3
Santana	1.2	2	0	0	1	2
Romero	1.1	1	0	0	0	1
Guardado (S)	1.0	1	0	0	1	1
Oakland	ip	h	r	er	bb	so
Hudson	5.1	8	4	4	2	4
Lilly (L)	0.2	3	2	2	1	1
Lidle	1.0	2	1	1	0	0
Rincon	1.0	0	0	0	0	0
Mecir	1.0	0	0	0	0	2

T – 3:44. A – 34,853.

Umpires – Davis, Meriwether, Marquez, Cousins, West, Diaz

Minnesota	000	001	000	1	7	1
Oakland	300	510	00x	9	14	0

E – Jones. **DP** – Minnesota 1, Oakland 2. **LOB** – Minnesota 7, Oakland 9. **2B** – Hatteberg, Dye, Tejada, Ellis, Durham, Mohr. **3B** – Justice. **HR** – Chavez, Guzman. **SH** – Guzman.

Minnesota	ip	h	r	er	bb	so
Mays (L)	3.2	9	6	6	2	1
Fiore	1.1	4	3	3	2	0
Lohse	2.0	1	0	0	0	2
Hawkins	1.0	0	0	0	0	2
Oakland	ip	h	r	er	bb	so
Mulder (W)	6.0	5	1	1	2	3
Bradford	2.0	1	0	0	0	1
Koch	1.0	1	0	0	0	1

HBP – by Mays (Durham), by Bradford (Koskie). **WP** – Fiore.

T – 3:04. A – 31,953.

Umpires – Meriwether, Marquez, Cousins, West, Diaz, Davis

E – Ellis. **LOB** – Oakland 7, Minnesota 9. **2B** – Hunter, Velarde, Jones. **3B** – Koskie. **HR** – Durham, Hatteberg, Long, Dye. **SF** – Tejada. **SB** – Guzman.

Oakland	ip	h	r	er	bb	so
Zito (W)	6.0	5	3	3	4	8
Rincon	2.0	2	0	0	0	2
Koch (S)	1.0	1	0	0	0	0
Minnesota	ip	h	r	er	bb	so
Reed (L)	5.0	6	4	4	2	8
Santana	1.1	1	2	2	1	0
Jackson	0.2	1	0	0	0	0
Romero	1.0	1	0	0	1	0
Hawkins	1.0	0	0	0	0	2

Reed pitched to 1 batter in the 6th

WP – Zito. T – 3:26. A – 55,932

Umpires – Joyce, Winters, McClelland, Culbreth, Crawford, Eddings

Game 4 — October 5
Minnesota 11, Oakland 2

Game 5 — October 6
Minnesota 5, Oakland 4

Oakland	ab	r	h	bi
Durham dh	4	0	0	0
Hatteberg 1b	3	1	1	0
Tejada ss	4	1	1	2
Chavez 3b	4	0	1	0
Dye rf	3	0	3	0
Mabry rf	1	0	0	0
Justice lf	3	0	0	0
Piatt lf	1	0	1	0
Ellis 2b	3	0	0	0
Myers c	1	0	0	0
Long cf	3	0	0	0
Byrnes ph	1	0	0	0
Hernandez c	3	0	0	0
Velarde 2b	0	0	0	0
Totals	34	2	7	2

Minnesota	ab	r	h	bi
Jones lf	3	2	1	0
Kielty ph-rf	1	0	0	0
Guzman ss	5	1	0	1
Koskie 3b	4	1	1	1
Ortiz dh	3	0	2	1
LeCroy ph	2	0	0	0
Hunter cf	4	2	2	1
Mientkiewicz 1b	4	2	3	3
Cuddyer rf	3	0	0	0
Mohr rf-lf	1	0	1	0
Pierzynski c	3	2	1	0
Rivas 2b	4	1	1	0
Totals	37	11	12	7

Minnesota	ab	r	h	bi
Jones lf	5	0	0	0
Guzman ss	5	2	3	0
Koskie 3b	4	0	0	0
LeCroy dh	3	1	2	1
Ortiz ph	2	0	1	1
Hunter cf	5	0	1	0
Mientkiewicz 1b	4	0	0	0
Cuddyer rf	2	0	2	0
Mohr rf	0	1	0	0
Pierzynski c	4	1	1	2
Hocking 2b	4	0	2	1
Totals	38	5	12	5

Oakland	ab	r	h	bi
Durham dh	5	1	3	1
Hatteberg 1b	3	0	1	0
Piatt ph	1	0	0	0
Myers c	0	0	0	0
Tejada ss	4	0	0	0
Chavez 3b	4	0	2	0
Dye rf	4	1	1	0
Justice lf	4	1	1	0
Ellis 2b	4	1	2	3
Long cf	4	0	0	0
Hernandez c	2	0	0	0
Velarde ph-1b	2	0	1	0
Totals	37	4	11	4

Minnesota	011	000	003	5	12	0
Oakland	001	000	003	4	11	0

Oakland	002	000	000	2	7	2
Minnesota	002	700	20x	11	12	0

E — Tejada, Hatteberg. **LOB** — Oakland 6, Minnesota 5. **2B** — Hatteberg, Jones, Ortiz, Dye, Hunter, Rivas, Piatt. **HR** — Tejada, Mientkiewicz.

Oakland	ip	h	r	er	bb	so
Hudson (L)	3.1	5	7	2	2	4
Lilly	3.1	7	4	4	0	2
Bowie	1.1	0	0	0	0	3

Minnesota	ip	h	r	er	bb	so
Milton (W)	7.0	6	2	2	1	3
Lohse	2.0	1	0	0	0	3

HBP — by Hudson (Jones). **WP** — Hudson, Lilly.
T — 3:20. **A** — 55,960
Umpires — Winters, McClelland, Culbreth, Crawford, Eddings, Joyce.

DP — Minnesota 1. **LOB** — Minnesota 9, Oakland 6. **2B** — Guzman 2, Hunter, Hocking, LeCroy, Justice. **HR** — Durham, Pierzynski, Ellis. **SB** — Durham, Guzman.

Minnesota	ip	h	r	er	bb	so
Radke (W)	6.2	6	1	1	0	4
Romero	1.0	1	0	0	0	1
Hawkins	0.1	0	0	0	0	1
Guardado	1.0	4	3	3	0	0

Oakland	ip	h	r	er	bb	so
Mulder (L)	7.0	9	2	2	1	9
Bradford	1.0	0	0	0	0	0
Koch	1.0	3	3	3	2	2

WP — Mulder. **T** — 3:23. **A** — 32,146.
Umpires — West, Diaz, Davis, Meriwether, Marquez, Cousins.

2003 ALDS

The A's reach the post season for the fourth consecutive season, facing Boston in the ALDS. However, the A's lose in five games for the fourth straight year. The A's hit .213 in the series and outscore the Red Sox 18-17. Eric Byrnes leads the A's with a .462 batting average. The A's pitching staff records a 2.98 ERA and Ted Lilly does not allow a run in 9.0 innings.

The A's win Game 1 in 12 innings as Ramon Hernandez has a bases loaded two-out bunt single in the bottom of the 12th for a 5-4 win. Erubiel Durazo sends the game into extra innings with a two-out RBI single in the bottom of the ninth. Oakland takes a 2-0 lead in the series with a 5-1 win in Game 2. The A's score all five of their runs in the second inning, highlighted by a Hernandez RBI single and an Eric Byrnes two-run double. Barry Zito allows one run on five hits in 7.0 innings and strikes out nine for the win. The series moves to Boston for Game 3 and the Sox win 3-1 in 11 innings on a two-run pinch hit home run by Trot Nixon. The A's trail 1-0 after five innings before tying the game with a run in the sixth inning, an inning in which Byrnes is tagged out after failing to touch home and Miguel Tejada is tagged out between third and home after stopping after being obstructed. The A's lose Game 4, 5-4, after starting pitcher Tim Hudson is injured after one inning. The A's lead 4-2 entering the bottom of the sixth but Boston scores a run in the sixth and two more in the eighth off Keith Foulke for the win. Barry Zito has a two-hit shutout after five innings in Game 5 but the Red Sox score four times in the sixth inning off him for a 4-3 win.

FINAL STATISTICS

PLAYER	AVG	G	AB	R	H	TB	2B	3B	HR	RBI	SH	SF	HP	BB	IBB	SO	SB	CS	DP	E	SLG	OBP	
Byrnes	.462	5	13	2	6	7	1	0	0	2	0	0	0	0	0	0	5	1	0	0	0	.538	.462
Chavez	.045	5	22	1	1	2	1	0	0	0	0	0	0	1	1	3	1	0	0	2	.091	.087	
Durazo	.238	5	21	3	5	7	2	0	0	3	0	0	0	3	0	4	0	0	0	0	.333	.333	
Dye	.231	4	13	2	3	6	0	0	1	3	0	0	1	0	0	2	0	0	0	0	.462	.286	
Ellis	.118	5	17	2	2	2	0	0	0	0	0	0	1	4	0	7	0	0	0	1	.118	.318	
Guillen	.455	4	11	1	5	6	1	0	0	1	0	0	0	3	0	2	0	0	0	0	.545	.571	
Hatteberg	.176	5	17	3	3	3	0	0	0	0	0	0	0	5	0	3	0	0	0	0	.176	.364	
Hernandez	.200	4	15	1	3	3	0	0	0	2	1	0	1	2	0	1	0	0	0	1	.200	.333	
Long	.250	4	8	0	2	2	0	0	0	0	0	0	0	1	1	3	0	0	0	0	.250	.333	
McMillon	.167	3	6	0	1	1	0	0	0	1	0	0	0	1	0	1	0	0	0	0	.167	.286	
Melhuse	.600	2	5	1	3	5	0	1	0	1	0	0	0	0	0	1	0	0	0	0	1.000	.600	
Menechino	-	1	0	0	0	0	0	0	0	0	0	0	0	0	0	0	0	0	0	0	-	-	
Singleton	.286	2	7	2	2	4	2	0	0	0	0	0	1	1	0	1	1	0	0	0	.571	.444	
Tejada	.087	5	23	0	2	3	1	0	0	2	0	0	0	0	0	4	0	0	0	1	.130	.087	
Totals	.213	5	178	18	38	51	8	1	1	15	1	0	4	21	2	37	3	0	0	5	.287	.310	

PITCHER	W	L	ERA	G	GS	CG	GF	SHO	SV	IP	H	R	ER	HR	HB	BB	IBB	SO	WP	BK	AVG
Bradford	0	0	0.00	4	0	0	0	0	0	3.2	4	0	0	0	0	2	2	5	0	0	.286
Foulke	0	1	3.60	3	0	0	2	0	0	5.0	4	2	2	0	0	2	1	3	0	0	.211
Harden	1	1	13.50	2	0	0	2	0	0	1.1	2	2	2	1	0	2	1	1	1	0	.333
Hudson	0	0	3.52	2	2	0	0	0	0	7.2	10	3	3	2	0	1	0	6	0	0	.323
Lilly	0	0	0.00	2	1	0	0	0	0	9.0	2	1	0	0	0	1	2	0	7	0	.065
Mecir	0	0	0.00	1	0	0	0	0	0	0.2	1	0	0	0	0	1	1	0	0	0	.333
Rincon	0	0	4.50	4	0	0	1	0	0	4.0	4	2	2	2	0	1	0	3	0	0	.267
Sparks	0	0	4.50	1	0	0	0	0	0	4.0	2	2	2	1	0	3	0	1	0	0	.143
Zito	1	1	3.46	2	2	0	0	0	0	13.0	9	5	5	2	1	4	0	13	0	0	.191
Totals	2	3	2.98	5	5	0	5	0	0	48.1	38	17	16	8	2	18	5	39	1	0	.211

Game 1 — October 1
Oakland 5, Boston 4 (12)

Game 2 — October 2
Oakland 5, Boston 1

Game 3 — October 4
Boston 3, Oakland 1 (11)

Boston	ab	r	h	bi
Damon cf	5	0	1	0
GarciaParra ss	5	1	2	0
Walker 2b	5	2	4	3
Jackson 2b	1	0	0	0
Ramirez lf	5	0	0	0
Ortiz dh	5	0	0	0
Millar 1b	6	0	2	0
Mueller 3b	5	0	1	0
Nixon rf	3	0	0	0
McCarthy ph	0	0	0	0
Brown ph-ff	1	0	0	0
Kapler ph-ff	2	0	0	0
Varitek c	3	1	2	1
Totals	46	4	12	4

Oakland	ab	r	h	bi
Ellis 2b	4	1	1	0
Durazo dh	4	1	2	3
Chavez 3b	6	1	0	0
Tejada ss	6	0	1	1
Hatteberg 1b	4	0	0	0
Guillen lf	3	0	1	0
Long ph-ff-ff	2	0	0	0
Hernandez c	4	0	2	1
Dye rf	3	0	0	0
McMillon ph	0	0	0	0
Byrnes pr-lf	1	1	0	0
Singleton cf	4	1	1	0
Totals	41	5	8	5

Boston	100	010	200	000	412	2	
Oakland	003	000	001	001	5	8	0

E – Martinez, Walker. DP – Boston 1, Oakland 1. LOB – Boston 13, Oakland 12. 2B – Singleton, Durazo, Mueller. HR - Walker 2, Varitek. SB – Damon, Singleton, Chavez.

Boston	ip	h	r	er	bb	so
Martinez	7.0	6	3	3	4	3
Timlin	1.0	0	0	0	0	2
Kim	0.2	0	1	1	1	1
Embree	0.1	1	0	0	0	0
Williamson	1.0	0	0	0	1	2
Lowe (L)	1.2	1	1	1	4	2
Oakland	ip	h	r	er	bb	so
Hudson	6.2	10	3	3	1	5
Rincon	0.2	2	1	1	1	1
Bradford	0.2	0	0	0	1	1
Foulke	3.0	0	0	0	2	3
Harden (W)	1.0	0	0	0	2	1

HBP - by Kim (Singleton). WP - Harden
T – 4:37. A – 50,606.

Umpires – Marsh, Cooper, Bell, Darling, Welke, Gibson

Boston	ab	r	h	bi
Damon cf	4	0	2	1
GarciaParra ss	3	0	1	0
Walker 2b	4	0	0	0
Ramirez lf	3	0	1	0
Ortiz dh	4	0	0	0
Millar 1b	4	0	0	0
Mueller 3b	4	0	1	0
Kapler rf	3	0	0	0
Varitek ph	1	0	0	0
Mirabelli c	3	1	1	0
Totals	33	1	6	1

Oakland	ab	r	h	bi
Ellis 2b	2	1	0	0
Durazo dh	4	0	1	0
Chavez 3b	4	0	0	0
Tejada ss	4	0	0	0
Hatteberg 1b	4	0	1	0
Guillen lf	1	1	0	0
Long lf	1	0	1	0
Hernandez c	4	1	1	1
Dye rf	3	1	0	0
Byrnes cf	4	1	2	2
Totals	31	5	6	3

Boston	001	000	000	1	6	1
Oakland	050	000	00x	5	6	0

E – Walker. LOB – Boston 7, Oakland 7. 2B – Byrnes, Mirabelli, Damon.

Boston	ip	h	r	er	bb	so
Wakefield (L)	6.0	4	5	3	3	7
Embree	1.0	0	0	0	0	0
Williamson	1.0	2	0	0	0	1
Oakland	ip	h	r	er	bb	so
Zito (W)	7.0	5	1	1	2	9
Bradford	1.0	0	0	0	0	1
Foulke	1.0	1	0	0	0	0

HBP - by Wakefield (Dye, Ellis). PB – Mirabelli.

T – 2:37. A – 36,305.

Umpires – Cooper, Bell, Darling, Welke, Gibson, Marsh

Oakland	ab	r	h	bi
McMillon lf	5	0	0	0
Durazo dh	4	1	0	0
Tejada ss	5	0	0	0
Chavez 3b	4	0	0	0
Hernandez c	5	0	0	0
Hatteberg 1b	4	0	1	0
Ellis 2b	4	0	1	0
Long rf	4	0	1	0
Byrnes cf	4	0	3	0
Totals	39	1	6	0

Boston	ab	r	h	bi
Damon cf	4	0	1	0
GarciaParra ss	4	0	2	0
Mueller 3b	5	0	0	0
Ramirez lf	4	0	0	0
Ortiz dh	4	0	0	0
Millar 1b	4	0	1	0
Varitek c	4	1	1	0
Brown pr	0	0	0	0
Mirabelli c	1	1	1	0
Kapler rf	4	0	0	0
Nixon ph	1	1	1	2
Jackson 2b	3	0	0	0
Walker ph-2b	1	0	0	0
Totals	39	3	7	2

Oakland	000	001	000	00	1	6	4
Boston	010	000	000	02	3	7	2

E – Tejada, Chavez 2, Hernandez, Lowe, GarciaParra. DP - Oakland 2. LOB – Oakland 7, Boston 10. 2B – Damon. HR - Nixon. SB – Byrnes, GarciaParra.

Oakland	ip	h	r	er	bb	so
Lilly	7.0	2	1	0	2	5
Bradford	1.2	2	0	0	1	2
Rincon	0.2	0	0	0	0	1
Mecir	0.2	1	0	0	1	0
Harden (L)	0.1	2	2	2	0	0
Boston	ip	h	r	er	bb	so
Lowe	7.0	6	1	0	2	2
Timlin	3.0	0	0	0	0	3
Williamson (W)	1.0	0	0	0	0	2

HBP – by Lilly (Damon). T – 3:42. A – 35,460.

Umpires – Emmel, Davis, Joyce, Welke, Montague, Barrett

Game 4 — October 5
Boston 5, Oakland 4

Game 5 — October 6
Boston 4, Oakland 3

Oakland	ab	r	h	bi
Ellis 2b	4	0	0	0
Durazo dh	5	0	1	0
Chavez 3b	4	0	1	0
Tejada ss	4	0	0	0
Hatteberg 1b	3	2	1	0
Guillen lf	4	0	2	0
Melhuse c	4	1	3	1
Dye rf	4	1	2	3
Byrnes cf	4	0	1	0
Totals	36	4	11	4

Boston	ab	r	h	bi
Damon cf	4	1	1	2
GarciaParra ss	4	1	1	0
Walker 2b	4	1	1	1
Jackson 2b	0	0	0	0
Ramirez lf	4	1	2	0
Ortiz dh	4	0	1	2
Brown pr	0	0	0	0
Millar 1b	3	0	0	0
Nixon rf	2	0	1	0
Mueller 3b	2	0	0	0
Varitek c	3	1	0	0
Totals	30	5	7	5

Oakland	010	003	000	4	11	1
Boston	002	001	02x	5	7	0

E – Ellis. **DP** - Oakland 1, Boston 1. **LOB** – Oakland 7, Boston 4. **2B** – Chavez, GarciaParra, Ortiz. **3B** - Melhuse. **HR** - Damon, Dye, Walker.

Oakland	ip	h	r	er	bb	so
Hudson	1.0	0	0	0	0	1
Sparks	4.0	2	2	2	3	1
Rincon	2.0	2	1	1	0	0
Foulke (L)	1.0	3	2	2	0	0
Boston	ip	h	r	er	bb	so
Burke	5.1	9	4	4	2	1
Wakefield	1.2	2	0	0	0	0
Williamson (W)	2.0	0	0	0	0	3

T – 3:02. **A** – 35,048
Umpires – Davis, Joyce, Welke, Montague, Barrett, Emmel

Boston	ab	r	h	bi
Damon cf	2	1	1	0
Brown ph-cf	1	0	0	0
GarciaParra ss	4	0	0	0
Walker 2b	2	1	0	0
Jackson 2b	1	0	0	0
Ramirez lf	4	1	1	3
Ortiz dh	4	0	1	0
Kapler pr	0	0	0	0
Millar 1b	4	0	2	0
Mueller 3b	3	0	0	0
Nixon rf	4	0	0	0
Varitek c	3	1	1	1
Totals	32	4	6	4

Oakland	ab	r	h	bi
Ellis 2b	3	0	0	0
McMillon ph	1	0	1	1
Menechino pr-2b	0	0	0	0
Long ph	1	0	0	0
Durazo dh	4	1	1	0
Chavez 3b	4	0	0	0
Tejada ss	4	0	1	1
Hatteberg 1b	2	1	0	0
Byrnes pr	0	0	0	0
Guillen lf	3	0	2	1
Hernandez c	2	0	0	0
Dye rf	3	0	1	0
Melhuse ph	1	0	0	0
Singleton cf	3	1	1	0
Totals	31	3	7	3

Boston	000	004	000	4	6	0
Oakland	000	101	010	3	7	0

DP – Boston 1. **LOB** – Boston 4, Oakland 7. **2B** – Guillen, Durazo, Tejada, Singleton. **HR** - Varitek, Ramirez. **SH** - Hernandez. **SB** – Damon.

Boston	ip	h	r	er	bb	so
Martinez (W)	7.0	7	3	3	1	6
Embree	0.2	0	0	0	0	0
Timlin	0.1	0	0	0	0	0
Williamson	0.0	0	0	0	2	0
Lowe (S)	1.0	0	0	0	1	2
Oakland	ip	h	r	er	bb	so
Zito (L)	6.0	4	4	4	2	4
Lilly	2.0	0	0	0	0	2
Bradford	0.1	2	0	0	0	1
Rincon	0.2	0	0	0	0	1

HBP – by Martinez (Hernandez), by Zito (Walker). **T** – 3:05. **A** – 49,397.
Umpires – Welke, Gibson, Marsh, Cooper, Bell, Darling

2006 ALDS

The A's returned to postseason play for the fifth time in seven years and won a postseason series for the first time since the 1990 ALCS by sweeping Minnesota three games to none in the ALDS. Snapped a six series postseason losing streak and a nine-game losing streak in potential postseason clinching games, which was the longest such streak in Major League history. The A's batted .245 in the series and compiled a 2.33 ERA while outscoring the Twins 16-7. Frank Thomas led the A's with a .500 batting average and two home runs and Marco Scutaro topped the club with six RBI.

The A's win Game 1 in Minnesota, 3-2 as Barry Zito allows just one run on four hits in eight innings for the win. Frank Thomas homers and Marco Scutaro adds a RBI double in the second inning and Zito takes a two-hit shutout into the seventh inning before allowing a home run to Rondell White. Thomas homers again in the ninth inning for an important insurance run as Huston Street allows a run in the bottom of the ninth for the save. The A's win Game 2 by a 5-2 score. Oakland scores twice in the fifth inning on a Scutaro RBI double and a Jason Kendall RBI single, but Esteban Loaiza allows back-to-back home runs to Michael Cuddyer and Justin Morneau in the sixth inning. Mark Kotsay then hits a two-run inside-the-park home run in the seventh inning to give the A's the lead for good. The series moves to Oakland for Game 3 and the A's complete the sweep with an 8-3 win. Scutaro doubles twice and has four RBI and Milton Bradley and Eric Chavez homer. Dan Haren allows two runs in six innings for the win.

FINAL STATISTICS

PLAYER	AVG	G	AB	R	H	TB	2B	3B	HR	RBI	SH	SF	HP	BB	IBB	SO	SB	CS	DP	E	SLG	OBP
Bradley	.077	3	13	1	1	4	0	0	1	2	0	0	0	0	0	1	0	0	1	0	.308	.077
Chavez	.200	3	10	2	2	6	1	0	1	1	0	0	0	2	0	4	0	0	0	0	.600	.333
Ellis	.286	2	7	0	2	2	0	0	0	0	0	0	0	0	0	2	0	0	0	0	.286	.286
Jimenez	.000	2	4	0	0	0	0	0	0	0	0	0	0	0	0	1	0	0	0	0	.000	.000
Kendall	.214	3	14	1	3	4	1	0	0	1	0	0	0	0	0	4	0	0	0	1	.286	.214
Kotsay	.143	3	14	2	2	5	0	0	1	2	0	0	0	0	0	2	0	0	1	0	.357	.143
Payton	.333	3	12	3	4	4	0	0	0	0	0	0	0	0	0	1	0	0	0	0	.333	.333
Scutaro	.333	3	12	1	4	8	4	0	0	6	0	0	0	0	1	0	0	0	0	0	.667	.333
Swisher	.300	3	10	3	3	5	2	0	0	1	0	0	0	2	0	2	0	0	0	0	.500	.417
Thomas	.500	3	10	3	5	12	1	0	2	2	0	0	0	2	1	1	0	0	0	0	1.200	.583
Totals	.245	3	106	16	26	50	9	0	5	15	0	0	0	6	1	19	0	0	2	1	.472	.286

PITCHER	W	L	ERA	G	GS	CG	GF	SHO	SV	IP	H	R	ER	HR	HB	BB	IBB	SO	WP	BK	AVG
Calero	1	0	0.00	1	0	0	0	0	0	1.0	0	0	0	0	0	1	0	1	0	0	.000
Duchscherer	0	0	2.25	2	0	0	0	0	0	4.0	1	1	1	1	0	0	0	4	0	0	.077
Haren	1	0	3.00	1	1	0	0	0	0	6.0	9	2	2	1	0	1	0	2	0	0	.375
Loaiza	0	0	3.60	1	1	0	0	0	0	5.0	8	2	2	2	0	0	0	2	0	0	.348
Street	0	0	3.00	3	0	0	3	0	2	3.0	4	1	1	0	0	1	0	1	0	0	.333
Zito	1	0	1.13	1	1	0	0	0	0	8.0	4	1	1	1	0	3	0	1	0	0	.154
Totals	3	0	2.33	3	3	0	3	0	2	27.0	26	7	7	5	0	6	0	11	0	0	.257

Game 1 — October 3
Oakland 3, Minnesota 2

Game 2 — October 4
Oakland 5, Minnesota 2

Game 3 — October 6
Oakland 8, Minnesota 3

Oakland	ab	r	h	bi
Kendall c	4	0	0	0
Kotsay cf	4	0	1	0
Bradley rf	4	0	0	0
Thomas dh	4	2	3	2
Chavez 3b	4	0	0	0
Payton lf	4	1	1	0
Swisher 1b	3	0	1	0
Scutaro ss	4	0	1	1
Ellis 2b	3	0	0	0
Totals	34	3	7	3

Minnesota	ab	r	h	bi
Castillo 2b	2	0	1	0
Punto 3b	3	0	0	0
Mauer c	3	0	0	0
Cuddyer rf	4	1	1	0
Morneau 1b	4	0	0	0
Hunter cf	4	0	0	1
White lf	4	1	2	1
Nevin dh	3	0	0	0
Bartlett ss	3	0	1	0
Totals	30	2	5	2

Oakland	020	000	001	3	7	0
Minnesota	000	000	101	2	5	2

E — Bartlett, Cuddyer. **DP** - Minnesota 1.
LOB — Oakland 5, Minnesota 5. **2B** — Scutaro, White, Bartlett. **3B** — Cuddyer. **HR** - Thomas 2, White. **SH** — Punto. **CS** — Castillo.

Oakland	ip	h	r	er	bb	so
Zito (W)	8.0	4	1	1	3	1
Street (S)	1.0	1	1	1	0	0

Minnesota	ip	h	r	er	bb	so
Santana	8.0	5	2	2	1	8
Crain	0.2	2	1	1	0	0
Neshek	0.1	0	0	0	0	1

T — 2:19. **A** — 55,542.

Umpires — Marsh, Danley, Everitt, Rapuano, Tschida, Randazzo.

Oakland	ab	r	h	bi
Kendall c	5	1	2	1
Kotsay cf	5	1	1	2
Bradley rf	4	0	0	0
Thomas dh	3	0	1	0
Chavez 3b	4	0	0	0
Payton lf	4	0	2	0
Swisher 1b	4	2	2	0
Scutaro ss	4	1	1	1
Ellis 2b	4	0	2	0
Jimenez 2b	0	0	0	0
Totals	37	5	11	4

Minnesota	ab	r	h	bi
Castillo 2b	4	0	1	0
Punto 3b	5	0	1	0
Mauer c	4	0	1	0
Cuddyer rf	4	1	2	1
Morneau 1b	4	1	2	1
Hunter cf	4	0	1	0
White lf	4	0	0	0
Tyner dh	3	0	0	0
Bartlett ss	4	0	1	0
Totals	36	2	9	2

Oakland	000	020	201	5	11	0
Minnesota	000	002	000	2	9	0

DP - Minnesota 1. **LOB** — Oakland 6, Minnesota 9. **2B** — Kendall, Thomas, Swisher 2, Scutaro. **HR** - Kotsay, Cuddyer, Morneau. **SB** — Tyner.

Oakland	ip	h	r	er	bb	so
Loaiza	5.0	8	2	2	0	2
Calero (W)	1.0	0	0	0	1	1
Duchscherer	2.0	0	0	0	0	3
Street (S)	1.0	1	0	0	1	1

Minnesota	ip	h	r	er	bb	so
Bonser	6.0	7	2	2	1	3
Neshek (L)	0.2	1	1	1	0	0
Reyes	0.1	1	1	1	0	0
Rincon	1.1	1	1	1	0	3
Nathan	0.2	1	0	0	0	1

Loaiza pitched to two batters in the 6th.

WP — Nathan.

T — 3:02. **A** — 55,710

Umpires — Danley, Everitt, Rapuano, Tschida, Randazzo, Marsh.

Minnesota	ab	r	h	bi
Castillo 2b	5	0	1	0
Punto 3b	4	0	1	0
Mauer c	4	0	1	0
Cuddyer rf	4	0	0	0
Morneau 1b	4	2	3	1
Hunter cf	3	1	2	1
White lf	4	0	3	1
Ford pr	0	0	0	0
Tyner dh	3	0	0	0
Bartlett ss	4	0	1	0
Totals	35	3	12	3

Oakland	ab	r	h	bi
Kendall c	5	0	1	0
Kotsay cf	5	1	0	0
Bradley rf	5	1	1	2
Thomas dh	3	1	1	0
Chavez 3b	2	2	2	1
Payton lf	4	2	1	0
Swisher 1b	3	1	0	1
Scutaro ss	4	0	2	4
Jimenez 2b	4	0	0	0
Totals	35	8	8	8

Minnesota	000	101	010	3	12	3
Oakland	022	000	40x	8	8	1

E — Bartlett, Morneau, Radke, Kendall. **DP** — Oakland 2. **LOB** — Minnesota 7, Oakland 7. **2B** — Morneau, Hunter, Chavez, Scutaro 2. **HR** - Morneau, Hunter, Bradley, Chavez. **SH** - Hunter.

Minnesota	ip	h	r	er	bb	so
Radke (L)	4.0	5	4	3	1	2
Perkins	0.1	2	0	0	0	0
Rincon	1.2	0	0	0	0	0
Reyes	0.2	0	2	0	2	0
Crain	0.1	1	2	0	1	1
Guerrier	1.0	0	0	0	0	0

Oakland	ip	h	r	er	bb	so
Haren (W)	6.0	9	2	2	1	2
Duchscherer	2.0	1	1	1	0	1
Street	1.0	2	0	0	0	0

T — 2:55. **A** — 35,694.

Umpires — Everitt, Rapuano, Tschida, Randazzo, Marsh, Danley

2006 ALCS

The A's return to the American League Championship Series for the first time since 1992 and the 11th time overall, but are swept in four games by Detroit. The A's hit .221 in the series and scored just nine runs in the four games. Milton Bradley drives in five of those runs and homers twice while batting a team leading .500. The A's pitching staff allows 22 runs for a 5.71 ERA.

The A's lose Game 1 in Oakland by a score of 5-1. Barry Zito takes the loss, allowing five runs on seven hits in 3 2/3 innings, but the A's bullpen blanks the Tigers the rest of the way. The A's are limited to a run on eight hits by four Detroit pitchers. Milton Bradley homers from both sides of the plate and is 4 for 5 with four RBI in Game 2 but the A's lose, 8-5. Esteban Loaiza allows seven runs on nine hits in six innings for the loss. The series moves to Detroit for Game 3 and Kenny Rogers and the Tigers bullpen shutout the A's on two hits, 3-0. Jason Kendall singles to start the game and Marco Scutaro has a one out single in the fifth for the A's only hits. Rich Harden takes the loss, allowing three runs on five hits and five walks in 5 2/3 innings. The Tigers complete the sweep in Game 4 with a 6-3 win. Milton Bradley and Eric Chavez have RBI doubles in the first inning to give the A's a 2-0 lead and Jay Payton adds a solo home run in the fourth inning to make the score 3-0. Dan Haren shuts out Detroit on two hits over the first four innings before allowing two runs in the fifth and one in the sixth. The game remains tied at three entering the bottom of the ninth when Huston Street allows a two-out three-run home run to Magglio Ordonez for the loss.

FINAL STATISTICS

PLAYER	AVG	G	AB	R	H	TB	2B	3B	HR	RBI	SH	SF	HP	BB	IBB	SO	SB	CS	DP	E	SLG	OBP
Bradley	.500	4	18	4	9	17	2	0	2	5	0	0	0	0	0	2	0	0	1	0	.944	.500
Chavez	.231	4	13	1	3	7	1	0	1	2	0	0	0	2	0	4	0	0	0	1	.538	.333
Jimenez	.167	4	12	0	2	2	0	0	0	0	0	0	0	2	0	2	0	0	1	2	.167	.167
Kendall	.294	4	17	0	5	5	0	0	0	0	0	0	0	2	0	2	0	0	0	0	.294	.368
Kielty	.000	2	2	0	0	0	0	0	0	0	0	0	0	0	0	0	0	0	1	0	.000	.000
Kiger	—	2	0	0	0	0	0	0	0	0	0	0	0	0	0	0	0	0	0	0	—	—
Kotsay	.250	4	16	3	4	6	2	0	0	0	0	0	0	2	0	3	0	0	2	0	.375	.333
Melhuse	.000	1	1	0	0	0	0	0	0	0	0	0	0	0	1	0	0	0	0	0	.000	.000
Payton	.286	4	14	1	4	9	2	0	1	2	0	0	0	1	0	2	0	0	0	0	.643	.333
Scutaro	.067	4	15	0	1	1	0	0	0	0	0	0	0	0	0	3	0	0	1	0	.067	.067
Swisher	.100	4	10	0	1	1	0	0	0	0	0	0	0	5	0	5	0	0	0	0	.100	.400
Thomas	.000	4	13	0	0	0	0	0	0	0	0	0	1	2	0	4	0	0	1	0	.000	.188
Totals	.221	4	131	9	29	48	7	0	4	9	0	0	1	14	0	28	0	0	7	3	.366	.301

PITCHER	W	L	ERA	G	GS	CG	GF	SHO	SV	IP	H	R	ER	HR	HB	BB	IBB	SO	WP	BK	AVG
Blanton	0	0	0.00	1	0	0	1	0	0	2.0	0	0	0	0	0	2	0	2	0	0	.000
Calero	0	0	0.00	3	0	0	1	0	0	2.0	3	0	0	0	0	1	0	1	0	0	.333
Gaudin	0	0	0.00	3	0	0	0	0	0	3.1	2	0	0	0	0	3	1	1	0	0	.182
Harden	0	1	4.76	1	1	0	0	0	0	5.2	5	3	3	1	0	5	0	4	0	0	.238
Haren	0	0	5.40	1	1	0	0	0	0	5.0	7	3	3	1	0	2	0	7	2	0	.333
Kennedy	0	0	0.00	4	0	0	0	0	0	3.2	2	0	0	0	0	2	1	2	1	0	.143
Loaiza	0	1	10.50	1	1	0	0	0	0	6.0	9	7	7	1	0	1	0	5	0	0	.375
Street	0	1	10.80	2	0	0	2	0	0	3.1	4	4	4	2	0	0	0	3	0	0	.308
Zito	0	1	12.27	1	1	0	0	0	0	3.2	7	5	5	2	0	3	0	0	0	0	.389
Totals	0	4	5.71	4	4	0	4	0	0	34.2	39	22	22	7	0	19	2	25	3	0	.285

Game 1 — October 10
Detroit 5, Oakland 1

Game 2 — October 11
Detroit 8, Oakland 5

Game 3 — October 13
Detroit 3, Oakland 0

Detroit	ab	r	h	bi
Granderson cf	5	1	2	0
Polanco 2b	4	0	1	1
Casey 1b	3	0	1	0
Santiago ss	1	0	0	0
Ordonez rf	4	0	1	1
Guillen ss-1b	5	0	1	0
Rodriguez c	5	1	2	1
Monroe lf	4	0	0	0
Thames dh	4	1	0	0
Inge 3b	3	2	3	2
Totals	38	5	11	5

Detroit	ab	r	h	bi
Granderson cf	5	1	2	1
Perez ss	4	0	0	0
Polanco 2b	4	1	3	0
Ordonez rf	5	1	1	0
Guillen 1b	4	1	1	0
Rodriguez c	3	1	0	0
Monroe lf	3	2	2	2
Gomez dh	4	1	2	4
Inge 3b	3	0	0	1
Totals	35	8	11	8

Oakland	ab	r	h	bi
Kendall c	4	0	1	0
Kotsay cf	4	0	0	0
Bradley rf	4	0	0	0
Thomas dh	2	0	0	0
Payton lf	3	0	0	0
Chavez 3b	3	0	0	0
Swisher 1b	1	0	0	0
Scutaro ss	3	0	1	0
Jimenez 2b	2	0	0	0
Kielty ph	1	0	0	0
Kiger 2b	0	0	0	0
Totals	27	0	2	0

Oakland	ab	r	h	bi
Kendall c	3	0	1	0
Kotsay cf	4	0	1	0
Bradley rf	4	1	2	0
Thomas dh	3	0	0	0
Payton lf	4	0	2	1
Chavez 3b	3	0	1	0
Swisher 1b	3	0	0	0
Scutaro ss	4	0	0	0
Jimenez 2b	4	0	1	0
Totals	32	1	8	1

Oakland	ab	r	h	bi
Kendall c	5	0	1	0
Kotsay cf	4	2	3	0
Bradley rf	5	2	4	4
Thomas dh	5	0	0	0
Chavez 3b	4	1	1	1
Payton lf	4	0	1	0
Swisher 1b	3	0	0	0
Scutaro ss	4	0	0	0
Jimenez 2b	3	0	1	0
Melhuse ph	1	0	0	0
Totals	38	5	11	5

Detroit	ab	r	h	bi
Granderson cf	1	1	0	0
Monroe lf	3	2	2	1
Polanco 2b	4	0	2	1
Ordonez rf	4	0	0	1
Guillen 1b	4	0	0	0
Rodriguez c	4	0	0	0
Infante dh	2	0	1	0
Gomez ph-dh	1	0	1	0
Inge 3b	3	0	0	0
Santiago ss	3	0	0	0
Totals	29	3	6	3

Detroit	002	300	000	5	11	1
Oakland	000	000	010	1	8	1

Detroit	010	402	001	8	11	0
Oakland	102	001	100	5	11	1

Oakland	000	000	000	0	2	0
Detroit	200	010	00x	3	6	0

E – Guillen, Jimenez. **DP** – Detroit 4. **LOB** – Detroit 11, Oakland 9. **2B** – Granderson, Inge, Bradley, Payton 2. **HR** - Rodriguez, Inge.

E – Jimenez. **DP** – Oakland 1. **LOB** – Detroit 5, Oakland 8. **2B** – Guillen, Monroe, Kotsay 2. **HR** - Granderson, Gomez, Bradley 2, Chavez. **SH** – Perez. **SF** – Monroe, Inge.

DP – Oakland 1, Detroit 2. **LOB** – Oakland 3, Detroit 9. **2B** – Polanco. **HR** - Monroe. **SB** – Granderson, Infante.

Detroit	ip	h	r	er	bb	so
Robertson (W)	5.0	6	0	0	3	4
Rodney	2.0	1	0	0	1	1
Zumaya	1.0	1	1	1	0	0
Jones	1.0	0	0	0	1	0
Oakland	ip	h	r	er	bb	so
Zito (L)	3.2	7	5	5	3	0
Gaudin	1.2	1	0	0	0	1
Kennedy	0.2	1	0	0	0	0
Calero	1.0	2	0	0	0	0
Blanton	2.0	0	0	0	2	2

Detroit	ip	h	r	er	bb	so
Verlander (W)	5.1	7	4	4	1	6
Ledezma	1.1	1	1	1	1	1
Grilli	0.1	0	0	0	0	1
Rodney	1.0	0	0	0	0	3
Jones (S)	1.0	3	0	0	0	2
Oakland	ip	h	r	er	bb	so
Loaiza (L)	6.0	9	7	7	1	5
Gaudin	0.2	1	0	0	1	0
Kennedy	1.1	0	0	0	0	1
Street	1.0	1	1	1	0	1

Oakland	ip	h	r	er	bb	so
Harden (L)	5.2	5	3	3	5	4
Gaudin	1.0	0	0	0	2	0
Kennedy	0.1	0	0	0	0	0
Calero	1.0	1	0	0	0	1
Detroit	ip	h	r	er	bb	so
Rogers (W)	7.1	2	0	0	2	6
Rodney	0.2	0	0	0	0	0
Jones (S)	1.0	0	0	0	0	0

T – 3:20. **A** – 35,655.
Umpires – Crawford, Wendelstedt, Cousins, Meriwether, Cederstrom, Reilly.

WP– Verlander. **BK** – Verlander.
T – 3:06. **A** – 36,168.
Umpires – Wendelstedt, Cousins, Meriwether, Cederstrom, Reilly, Crawford.

HBP – by Rogers (Thomas).
T – 2:57. **A** – 41,669
Umpires – Cousins, Meriwether, Cederstrom, Reilly, Crawford, Wendelstedt.

Game 4 — October 14
 Detroit 6, Oakland 3

Oakland	ab	r	h	bi
Kendall c	5	0	2	0
Kotsay cf	4	1	0	0
Bradley rf	5	1	3	1
Thomas dh	3	0	0	0
Chavez 3b	3	0	1	1
Payton lf	3	1	1	1
Swisher 1b	3	0	1	0
Scutaro ss	4	0	0	0
Jimenez 2b	3	0	0	0
Kielty ph	1	0	0	0
Kiger 2b	0	0	0	0
Totals	34	3	8	3

Detroit	ab	r	h	bi
Granderson cf	4	1	1	1
Monroe lf	4	1	2	1
Polanco 2b	5	1	3	0
Ordonez rf	4	2	2	4
Guillen 1b	3	0	1	0
Rodriguez c	4	0	0	0
Gomez dh	4	0	1	0
Inge 3b	3	1	1	0
Santiago ss	3	0	0	0
Thames ph	1	0	0	0
Totals	35	6	11	6

two outs when winning run scored

Oakland	200	100	000	3	8	1
Detroit	000	021	003	6	11	0

E — Chavez. DP — Oakland 2, Detroit 1.

LOB — Oakland 9, Detroit 8. 2B — Bradley, Chavez, Granderson, Monroe. HR — Payton, Ordonez 2.

Oakland	ip	h	r	er	bb	so
Haren	5.0	7	3	3	2	7
Kennedy	1.1	1	0	0	2	1
Calero	0.0	0	0	0	1	0
Street (L)	2.1	3	3	3	0	2
Detroit	ip	h	r	er	bb	so
Bonderman	6.2	6	3	3	2	3
Walker	0.1	0	0	0	0	1
Grilli	0.2	1	0	0	3	0
Ledezma (W)	1.1	1	0	0	0	0

Haren pitched to two batters in the sixth, Calero pitched to one batter in the seventh.

WP — Haren 2, Kennedy, Bonderman.

T — 3:23. A — 42,967

Umpires — Meriwether, Cederstrom, Reilly, Crawford, Wendelstedt, Cousins.

2012 ALDS

The A's lose to the Detroit Tigers three games to two in their first postseason appearance in six years. It was the A's sixth ALDS appearance in the last 13 years and their fifth loss, with all the losses going the full five games. The A's pitching staff compiled a 2.89 ERA and walked just seven batters in the five-game series, but the offense hit just .194 and scored 11 runs in the five games. Yoenis Céspedes hit safely in all five games and paces the A's offense with a .316 batting average

The A's lose Game 1 in Detroit, 3-1. Coco Crisp leads off the game with a home run but that is the only run Justin Verlander would allow in seven innings. Jarrod Parker allows a run in the first on a double play, an unearned run in the third and an Alex Avila home run in the fifth. The A's fall behind 2 games to 0 with a 5-4 loss in Game 2. Cliff Pennington breaks a 1-1 tie with a RBI single in the seventh but Sean Doolittle allows two unearned runs in the bottom of the seventh to put Detroit ahead 3-2. The A's then score twice in the eighth when Céspedes scores on a wild pitch and Josh Reddick homers, but the Tigers tie the game in the eighth and win it on a Don Kelly sacrifice fly off Grant Balfour in the ninth. The series moves to Oakland for Game 3 where Brett Anderson combines with three A's relievers on a four-hit, 2-0 shutout. Céspedes has a RBI single in the first and Seth Smith homers in the fifth. In Game 4, the A's trailed 3-1 entering the bottom of the ninth before scoring three times to send the series to a fifth game. Smith ties the game with a two-run double and scores two outs later on a Crisp RBI single. The A's then lose Game 5 in Oakland 6-0 as Verlander tosses a four-hit shutout. Parker makes his second start of the series and loses for the second time, allowing four runs on seven hits in 6.1 innings.

FINAL STATISTICS

PLAYER	AVG	G	AB	R	H	TB	2B	3B	HR	RBI	SH	SF	HP	BB	IBB	SO	SB	CS	DP	E	SLG	OBP	
Céspedes	.316	5	19	1	6	7	1	0	0	2	0	0	0	2	0	2	2	0	0	0	0	.368	.381
Crisp	.182	5	22	3	4	7	0	0	1	2	0	0	0	0	0	2	0	0	0	1	.318	.182	
Donaldson	.294	5	17	1	5	6	1	0	0	0	0	0	0	1	0	4	0	0	1	0	.353	.333	
Drew	.211	5	19	0	4	6	2	0	0	1	0	0	0	2	0	7	0	0	0	1	.316	.286	
Gomes	.000	1	1	0	0	0	0	0	0	0	0	0	0	0	0	0	0	0	0	0	.000	.000	
Kottaras	.000	4	4	0	0	0	0	0	0	0	1	0	0	0	0	2	0	0	0	0	.000	.000	
Moss	.133	5	15	0	2	2	0	0	0	0	0	0	1	2	0	7	0	0	0	0	.133	.278	
Norris	.083	5	12	0	1	1	0	0	0	0	0	0	0	0	0	6	0	1	0	0	.083	.083	
Pennington	.286	5	14	1	4	4	0	0	0	1	0	0	0	3	0	4	0	0	0	0	.286	.412	
Reddick	.118	5	17	2	2	5	0	0	1	1	0	0	0	1	0	10	0	0	1	0	.294	.167	
Smith	.133	5	15	3	2	6	1	0	1	3	0	0	1	3	0	6	0	0	0	0	.400	.316	
Totals	.194	5	155	11	30	44	5	0	3	10	1	0	2	14	0	50	2	1	2	3	.284	.269	

PITCHER	W	L	ERA	G	GS	CG	GF	SHO	SV	IP	H	R	ER	HR	HB	BB	IBB	SO	WP	BK	AVG
Anderson	1	0	0.00	1	1	0	0	0	0	6.0	2	0	0	0	0	2	0	6	0	0	.105
Balfour	0	1	5.40	2	0	0	2	0	1	1.2	3	1	1	0	0	1	1	2	0	0	.500
Blevins	0	0	0.00	3	0	0	1	0	0	3.2	1	0	0	0	0	0	0	0	0	0	.083
Cook	1	0	8.10	4	0	0	1	0	0	3.1	4	3	3	0	1	1	0	4	1	0	.308
Doolittle	0	0	3.38	3	0	0	0	0	0	2.2	5	3	1	0	0	0	0	5	0	0	.385
Griffin	0	0	3.60	1	1	0	0	0	0	5.0	7	2	2	1	0	0	0	1	0	0	.350
Milone	0	0	1.50	1	1	0	0	0	0	6.0	5	1	1	0	1	1	0	6	1	0	.217
Neshek	0	0	0.00	1	0	0	0	0	0	0.2	0	0	0	0	0	0	0	1	0	0	.000
Parker	0	2	4.26	2	2	0	0	0	0	12.2	14	7	6	1	1	2	0	11	2	0	.286
Scribner	0	0	0.00	1	0	0	1	0	0	2.0	0	0	0	0	0	0	0	3	0	0	.000
Totals	2	3	2.89	5	5	0	5	1	1	43.2	41	17	14	2	3	7	1	39	4	0	.252

Game 1 — October 6
Detroit 3, Oakland 1

Game 2 — October 7
Detroit 5, Oakland 4

Game 3 — October 9
Oakland 2, Detroit 0

Oakland	ab	r	h	bi
Crisp cf	4	1	1	0
Drew ss	4	0	1	0
Céspedes lf	3	0	1	0
Moss 1b	4	0	0	0
Reddick rf	3	0	0	0
Donaldson 3b	4	0	0	0
Smith dh	3	0	0	0
Norris c	3	0	0	0
Kottaras ph	1	0	0	0
Pennington 2b	2	0	1	0
Totals	31	1	4	1

Oakland	ab	r	h	bi
Crisp cf	5	0	1	0
Drew ss	5	0	1	0
Céspedes lf	5	1	2	1
Moss 1b	3	0	1	0
Reddick rf	4	1	1	1
Donaldson 3b	3	0	1	0
Smith dh	2	1	0	0
Kottaras c	2	0	0	0
Norris ph-c	1	0	0	0
Pennington 2b	3	1	2	1
Totals	33	4	9	3

Detroit	ab	r	h	bi
Jackson cf	3	0	0	0
Infante 2b	4	0	0	0
Cabrera 3b	4	0	1	0
Felder 1b	4	0	0	0
Young dh	3	0	1	0
Peralta ss	2	0	2	0
Dirks lf	3	0	0	0
Garcia rf	3	0	0	0
Laird c	3	0	0	0
Totals	29	0	4	0

Detroit	ab	r	h	bi
Jackson cf	4	1	1	0
Berry lf	3	0	2	0
Garcia ph-rf	1	0	0	0
Cabrera 3b	3	0	0	0
Felder 1b	4	0	0	0
Young dh	2	0	0	0
Dirks rf-ff	3	0	1	0
Peralta ss	3	0	0	0
Avila c	3	1	2	1
Infante 2b	3	1	1	0
Totals	29	3	7	1

Detroit	ab	r	h	bi
Jackson cf	5	1	1	0
Infante 2b	5	2	2	0
Cabrera 3b	5	1	3	0
Felder 1b	4	0	1	0
Young dh	4	0	1	1
Kelly pr-dh	0	1	0	1
Peralta ss	4	0	2	0
Worth pr-ss	0	0	0	0
Dirks lf-rf	3	0	1	0
Garcia rf	2	0	0	0
Berry ph-lf	1	0	0	0
Laird c	2	0	0	0
Avila ph-c	1	0	0	0
Totals	36	5	11	2

Oakland	ab	r	h	bi
Crisp cf	4	1	1	0
Drew ss	2	0	0	0
Céspedes lf	4	0	1	1
Moss 1b	3	0	0	0
Reddick rf	3	0	0	0
Donaldson 3b	3	0	2	0
Smith dh	3	1	1	1
Norris c	3	0	0	0
Pennington 2b	2	0	0	0
Totals	27	2	5	2

Oakland	100	000	000	1	4	1
Detroit	101	010	00x	3	7	0

Detroit	000	000	000	0	4	0
Oakland	100	010	00x	2	5	0

DP – Detroit 1, Oakland 2. **LOB** – Detroit 4, Oakland 4. **HR** – Smith. **CS** – Norris.

E – Parker. **DP** – Oakland 1. **LOB** – Oakland 7, Detroit 4. **2B** – Drew, Jackson, Infante. **HR** – Crisp, Avila. **SB** – Berry. **CS** – Young.

two outs when winning run scored						
Oakland	001	000	120	4	9	1
Detroit	001	000	211	5	11	0

Detroit	ip	h	r	er	bb	so
Sanchez (L)	6.1	5	2	2	2	3
Dotel	0.2	0	0	0	0	1
Coke	0.2	0	0	0	1	0
Porcello	0.1	0	0	0	0	0
Oakland	ip	h	r	er	bb	so
Anderson (W)	6.0	2	0	0	2	6
Cook	1.0	1	0	0	0	1
Doolittle	1.0	0	0	0	0	3
Balfour (S)	1.0	1	0	0	0	1

Oakland	ip	h	r	er	bb	so
Parker (L)	6.1	7	3	2	1	5
Neshek	0.2	0	0	0	0	1
Blevins	1.0	0	0	0	0	0
Detroit	ip	h	r	er	bb	so
Verlander (W)	7.0	3	1	1	4	11
Benoit	1.0	1	0	0	0	1
Valverde (S)	1.0	0	0	0	0	2

E – Crisp. **DP** – Detroit 1. **LOB** – Oakland 8, Detroit 10. **2B** – Cabrera 2. **HR** – Reddick. **SB** – Céspedes 2. **SH** – Kottaras, Dirks. **SF** – Kelly.

Oakland	ip	h	r	er	bb	so
Milone	6.0	5	1	1	1	6
Doolittle	1.0	2	2	0	0	2
Cook	1.0	2	1	1	0	2
Balfour (L)	0.2	2	1	1	1	1
Detroit	ip	h	r	er	bb	so
Fister	7.0	6	2	2	2	8
Benoit	1.0	2	2	2	0	0
Coke	0.2	1	0	0	1	1
Albuquerque (W)	0.1	0	0	0	0	0

T – 2:33. **A** – 37,090.
Umpires – DeMuth, Cooper, Bell, Barry, Reynolds, Wegner.

HBP – Young (by Parker).
T – 2:56. **A** – 43,323.
Umpires – Reynolds, Wegner, DeMuth, Cooper, Bell, Barry

HBP – Moss (by Fister), Smith (by Fister), Laird (by Milone). **WP** – Milone, Cook, Benoit.

T – 3:28. **A** – 40,684.
Umpires – Wegner, DeMuth, Cooper, Bell, Barry, Reynolds.

Game 4 — October 10
Oakland 4, Detroit 3

Game 5 — October 11
Detroit 6, Oakland 0

Detroit	ab	r	h	bi	Detroit	ab	r	h	bi
Jackson cf	3	0	1	1	Jackson cf	5	2	2	2
Berry lf	3	0	0	0	Berry lf	3	1	1	0
Garcia ph-rf	1	0	1	1	Garcia rf	0	0	0	0
Cabrera 3b	4	0	1	0	Cabrera 3b	4	0	0	1
Fielder 1b	4	1	2	1	Fielder 1b	5	0	1	1
Young dh	4	0	1	0	Young dh	4	0	1	1
Dirks rf-lf	4	0	2	0	Dirks rf-lf	4	0	1	0
Peralta ss	4	0	0	0	Peralta ss	4	1	1	0
Avila c	4	1	1	0	Avila c	4	0	0	0
Infante 2b	2	1	1	0	Infante 2b	3	2	2	0
Totals	33	3	10	3	Totals	36	6	9	5

Oakland	ab	r	h	bi	Oakland	ab	r	h	bi
Crisp cf	5	1	1	1	Crisp cf	4	0	0	0
Drew ss	4	0	2	1	Drew ss	4	0	0	0
Céspedes lf	3	0	1	0	Céspedes lf	4	0	1	0
Moss 1b	3	0	0	0	Smith dh	4	0	0	0
Reddick rf	4	1	1	0	Reddick rf	3	0	0	0
Donaldson 3b	4	1	1	0	Donaldson 3b	3	0	1	0
Smith dh	3	1	1	2	Moss 1b	2	0	1	0
Norris c	3	0	1	0	Norris c	2	0	0	0
Kottaras ph	1	0	0	0	Gomes ph	1	0	0	0
Pennington 2b	4	0	0	0	Kottaras c	0	0	0	0
Totals	34	4	8	4	Pennington 2b	3	0	1	0
					Totals	30	0	4	0

two outs when winning run scored

Detroit	001	100	010	3	10	1	Detroit	002	000	400	6	9	0
Oakland	000	001	003	4	8	0	Oakland	000	000	000	0	4	1

E – Fielder. DP – Oakland 2. LOB – Detroit 5, Oakland 7. 2B – Dirks, Avila, Drew, Donaldson, Smith. HR – Fielder. SH – Jackson, Infante.

E – Drew. LOB – Detroit 7, Oakland 4. 2B – Jackson, Berry, Céspedes. SB – Dirks, Peralta, Infante. SH – Berry.

Detroit	ip	h	r	er	bb	so	Detroit	ip	h	r	er	bb	so
Scherzer	5.1	3	1	0	1	8	Verlander (W)	9.0	4	0	0	1	11
Dotel	0.1	0	0	0	1	1	Oakland	ip	h	r	er	bb	so
Coke	0.1	0	0	0	0	0	Parker (L)	6.1	7	4	4	1	6
Albuquerque	1.0	0	0	0	0	1	Cook	0.0	1	2	2	1	0
Benoit	1.0	1	0	0	1	1	Blevins	0.2	1	0	0	0	0
Valverde (L)	0.2	4	3	3	0	1	Scribner	2.0	0	0	0	0	3
Oakland	ip	h	r	er	bb	so	Cook pitched to three batters in the 7th						
Griffin	5.0	7	2	2	0	1	HBP – Cabrera (by Cook). WP – Parker 2.						
Blevins	2.0	0	0	0	0	0	T – 2:56. A – 36,393.						
Doolittle	0.2	3	1	1	0	0	Umpires – Bell, Barry, Reynolds, Wegner, DeMuth, Cooper.						
Cook (W)	1.1	0	0	0	0	1							

Griffin pitched to one batter in the 6th.

WP – Scherzer.

T – 3:21. A – 36,385.

Umpires – Cooper, Bell, Barry, Reynolds, Wegner, DeMuth.

2013 ALDS

The A's face Detroit in the ALDS for the second consecutive year and lose three games to two for the second consecutive year. Oakland won two of the first three games but then lost two straight to fall to 1-12 in potential clinch games since 2000, including 0-6 in Game 5's. The A's pitching staff compiled a 3.48 ERA and held the Tigers to a .235 batting average, but the offense hit just .217 and struck out 57 times in the five games. Yoanis Céspedes hit safely in all five games and Coco Crisp batted .389.

The A's lose Game 1 in Oakland, 3-2. Bartolo Colón allows three runs in the first inning but those were the only runs he would allow in six innings of work. Max Scherzer blanks the A's on one hit over the first six innings before Céspedes hits a two-run home run in the seventh for the A's only runs of the game. Oakland evens the series at 1-1 when Sonny Gray and Grant Balfour combine on a four-hit, 1-0 shutout in Game 2. Gray tosses eight innings and allows all four of the hits. Justin Verlander tosses seven shutout innings for the Tigers before Stephen Vogt wins the game with a walk-off RBI single off Rick Porcello in the bottom of the ninth. The series moves to Detroit for Game 3, which the A's win, 6-3. Jarrod Parker has a 3-0 lead when he allows three runs in the bottom of the fourth, but the A's take the lead for good when Brandon Moss homers with one out in the fifth. Josh Reddick and Seth Smith also homer in the game. The A's lose Game 4 by an 8-6 margin. Dan Straily had a 3-0 lead before allowing a three-run home run to Jhonny Peralta in the bottom of the fifth. Coco Crisp delivered a RBI single in the seventh to give the A's a 4-3 lead but Sean Doolittle allowed two runs in the bottom of the inning for the blown save. The A's load the bases with no outs in the eighth but are unable to score and the Tigers score three times in the bottom of the eighth to put the game away. The series concludes in Oakland when Verlander and Joaquin Benoit combine on a three-hit shutout in a 3-0 A's loss. Sonny Gray makes his second start of the series and allows three runs in five innings for the loss.

FINAL STATISTICS

PLAYER	AVG	G	AB	R	H	TB	2B	3B	HR	RBI	SH	SF	HP	BB	IBB	SO	SB	CS	DP	E	SLG	OBP
Barton,D	.000	2	3	0	0	0	0	0	0	0	0	0	0	0	0	3	0	0	0	0	.000	.000
Callaspo,A	.167	4	6	0	1	2	1	0	0	0	0	0	0	0	0	1	0	0	0	0	.333	.167
Céspedes,Y	.381	5	21	3	8	14	1	1	1	4	0	0	1	0	0	4	0	0	0	1	.667	.409
Crisp,C	.389	5	18	4	7	11	2	1	0	2	0	1	0	3	0	2	1	0	0	0	.611	.455
Donaldson,J	.143	5	21	0	3	3	0	0	0	0	0	0	0	1	0	8	0	0	0	0	.143	.182
Lowrie,J	.150	5	20	2	3	7	1	0	1	3	0	0	0	2	0	7	0	0	1	0	.350	.227
Moss,B	.111	5	18	2	2	5	0	0	1	1	0	0	0	3	0	13	0	0	0	0	.278	.238
Norris,D	.000	1	1	0	0	0	0	0	0	0	0	0	0	0	0	1	0	0	0	0	.000	.000
Reddick,J	.235	5	17	1	4	8	1	0	1	1	0	0	0	2	1	5	0	0	0	0	.471	.316
Smith,S	.313	4	16	1	5	8	0	0	1	2	0	0	0	1	1	5	0	0	0	0	.500	.353
Sogard,E	.000	4	9	0	0	0	0	0	0	0	1	0	0	1	0	1	0	0	0	0	.000	.100
Vogt,S	.188	5	16	2	3	5	0	1	0	1	0	0	0	1	0	7	0	0	0	0	.313	.235
Totals	.217	5	166	15	36	63	6	3	5	14	1	1	1	14	2	57	1	0	1	1	.380	.280

PITCHER	W	L	ERA	G	GS	CG	GF	SHO	SV	IP	H	R	ER	HR	HB	BB	IBB	SO	WP	BK	AVG
Anderson,B	0	0	27.00	1	0	0	1	0	0	0.1	1	1	1	0	0	1	0	1	1	0	.500
Balfour,G	1	0	0.00	3	0	0	3	0	1	3.0	0	0	0	0	0	1	0	3	0	0	.000
Colón,B	0	1	4.50	1	1	0	0	0	0	6.0	10	3	3	0	1	0	0	4	0	0	.400
Cook,R	0	0	27.00	1	0	0	0	0	0.2	1	2	2	0	0	0	1	0	1	0	0	.333
Doolittle,S	0	1	4.15	4	0	0	1	0	0	4.1	3	2	2	1	0	2	0	6	0	0	.176
Gray,S	0	1	2.08	2	2	0	0	0	0	13.0	10	3	3	1	0	6	1	12	0	0	.217
Otero,D	0	0	0.00	4	0	0	0	0	0	5.2	4	0	0	0	0	0	0	2	0	0	.200
Parker,J	1	0	5.40	1	1	0	0	0	0	5.0	5	3	3	0	0	1	0	1	0	0	.263
Straily,D	0	0	4.50	1	1	0	0	0	0	6.0	4	3	3	1	1	0	0	8	0	0	.190
Totals	2	3	3.48	5	5	0	5	1	1	44.0	38	17	17	3	2	13	1	38	1	0	.235

Game 1 — October 4
Detroit 3, Oakland 2

Game 2 — October 5
Oakland 1, Detroit 0

Game 3 — October 7
Oakland 6, Detroit 3

Detroit	ab	r	h	bi
Jackson cf	4	1	1	0
Hunter rf	3	1	1	0
Cabrera 3b	4	0	1	1
Santiago 3b	0	0	0	0
Felder 1b	4	0	1	0
Martinez dh	4	1	2	0
Avila c	4	0	2	1
Infante 2b	4	0	2	0
Dirks lf	3	0	0	0
Peralta ph	1	0	0	0
Kelly lf	0	0	0	0
Iglesias ss	4	0	0	0
Totals	35	3	10	2

Oakland	ab	r	h	bi
Crisp cf	1	0	0	0
Lowrie ss	4	0	0	0
Donaldson 3b	4	0	0	0
Moss dh	4	1	1	0
Cespedes lf	4	1	2	2
Reddick rf	4	0	0	0
Vogt c	3	0	0	0
Barton 1b	3	0	0	0
Sogard 2b	2	0	0	0
Callaspo ph-2b	1	0	0	0
Totals	30	2	3	2

Detroit	300	000	000	3	10	0
Oakland	000	000	200	2	3	1

E – Cespedes. **DP** – Oakland 1. **LOB** – Detroit 6, Oakland 4. **2B** – Jackson, Martinez. **3B** – Cespedes. **HR** – Cespedes. **CS** – Hunter.

Detroit	ip	h	r	er	bb	so
Scherzer (W)	7.0	3	2	2	2	11
Smyly	0.2	0	0	0	1	2
Benoit (S)	1.1	0	0	0	0	3
Oakland	ip	h	r	er	bb	so
Colon (L)	6.0	10	3	3	0	4
Otero	1.1	0	0	0	0	0
Doolittle	1.2	0	0	0	0	3

HBP – Hunter (by Colon). **WP** – Scherzer. **T** – 3:24. **A** – 48,401.

Umpires – Wegner, Bucknor, Darling, Reynolds, Hallion, DiMuro.

Detroit	ab	r	h	bi
Jackson cf	4	0	0	0
Hunter rf	4	0	0	0
Cabrera 3b	4	0	1	0
Felder 1b	4	0	0	0
Martinez dh	4	0	0	0
Avila c	2	0	0	0
Infante 2b	2	0	0	0
Kelly lf	3	0	2	0
Iglesias ss	2	0	1	0
Totals	29	0	4	0

Oakland	ab	r	h	bi
Crisp cf	4	0	0	0
Lowrie ss	3	0	0	0
Donaldson 3b	4	0	1	0
Moss 1b	3	0	0	0
Cespedes lf	4	1	2	0
Smith dh	4	0	2	0
Reddick rf	3	0	1	0
Vogt c	4	0	1	1
Sogard 2b	2	0	0	0
Callaspo ph-2b	1	0	1	0
Totals	32	1	8	1

Detroit	000	000	000	0	4	0
Oakland	000	000	001	1	8	0

no outs when winning run scored

DP – Oakland 1. **LOB** – Detroit 5, Oakland 10. **2B** – Callaspo. **CS** – Iglesias. **SH** – Iglesias.

Detroit	ip	h	r	er	bb	so
Verlander	7.0	4	0	0	1	11
Smyly	0.1	1	0	0	1	0
Albuquerque (L)	0.2	2	1	1	1	2
Porcello	0.0	1	0	0	0	0
Oakland	ip	h	r	er	bb	so
Gray	8.0	4	0	0	2	9
Balfour (W)	1.0	0	0	0	0	0

Albuquerque pitched to three batters in the 9th; Porcello pitched to one batter in the ninth.

T – 3:23. **A** – 48,292.

Umpires – Bucknor, Darling, Reynolds, Hallion, DiMuro, Wegner.

Oakland	ab	r	h	bi
Crisp cf	4	1	3	1
Donaldson 3b	4	0	1	0
Lowrie ss	5	0	0	0
Moss 1b	4	1	1	1
Barton 1b	0	0	0	0
Cespedes lf	5	1	1	0
Smith dh	4	1	2	2
Reddick rf	4	1	1	1
Vogt c	2	1	1	0
Norris ph-c	1	0	0	0
Sogard 2b	4	0	0	0
Totals	37	6	10	5

Detroit	ab	r	h	bi
Jackson cf	3	0	0	0
Hunter rf	3	1	1	0
Cabrera 3b	4	0	1	0
Felder 1b	4	1	2	0
Martinez dh	4	1	1	1
Peralta lf	4	0	1	2
Avila c	3	0	0	0
Infante 2b	4	0	1	0
Iglesias ss	3	0	0	0
Totals	32	3	7	3

Oakland	001	230	000	6	10	0
Detroit	000	300	000	3	7	1

E – Cabrera. **DP** – Oakland 2. **LOB** – Oakland 8, Detroit 5. **2B** – Crisp 2, Martinez. **3B** – Vogt. **HR** – Moss, Smith, Reddick. **SB** – Crisp. **SF** – Crisp.

Oakland	ip	h	r	er	bb	so
Parker (W)	5.0	5	3	3	1	1
Otero	2.0	2	0	0	0	1
Doolittle	1.0	0	0	0	0	1
Balfour (S)	1.0	0	0	0	1	1
Detroit	ip	h	r	er	bb	so
Sanchez (L)	4.1	8	6	5	2	6
Alvarez	3.0	0	0	0	1	3
Veras	1.2	2	0	0	0	3

T – 3:32. **A** – 43,973.

Umpires – Darling, Reynolds, Hallion, DiMuro, Wegner, Bucknor.

Game 4 — October 8
Detroit 8, Oakland 6

Game 5 — October 10
Detroit 3, Oakland 0

Oakland	ab	r	h	bi	Detroit	ab	r	h	bi
Crisp cf	5	3	4	1	Jackson cf	5	0	0	0
Donaldson 3b	5	0	1	0	Hunter rf	5	1	1	0
Lowrie ss	4	2	2	3	Cabrera 3b	4	1	1	2
Moss 1b	4	0	0	0	Iglesias ss	0	0	0	0
Cespedes lf	5	0	2	2	Fielder 1b	3	0	1	0
Smith dh	4	0	1	0	Martinez dh	4	1	3	0
Reddick rf	4	0	1	0	Peralta ss	4	0	2	0
Vogt c	4	1	1	0	Santiago 3b	0	0	0	0
Sogard 2b	1	0	0	0	Avila c	3	0	0	0
Callaspo ph-2b	1	0	0	0	Infante 2b	4	0	0	1
Totals	37	6	12	6	Kelly lf	2	0	0	0
					Totals	34	3	8	3

Detroit	ab	r	h	bi	Oakland	ab	r	h	bi
Jackson cf	4	0	1	1	Crisp cf	4	0	0	0
Hunter rf	4	0	0	0	Donaldson 3b	4	0	0	0
Cabrera 3b	4	0	1	0	Lowrie ss	4	0	1	0
Santiago 3b	0	0	0	0	Cespedes lf	3	0	1	0
Fielder 1b	3	1	1	0	Smith dh	4	0	0	0
Martinez dh	4	2	3	1	Moss 1b	3	0	0	0
Perez, pr-dh	0	1	0	0	Callaspo 2b	3	0	0	0
Peralta lf	3	1	2	3	Reddick rf	2	0	1	0
Dirks pr-lf	0	2	0	0	Vogt c	3	0	0	0
Avila c	3	1	0	0	Totals	30	0	3	0
Infante 2b	4	0	1	2					
Iglesias ss	3	0	0	0					
Totals	32	8	9	7	Detroit	000	201	000	3 8 0
					Oakland	000	000	000	0 3 0

Oakland 100 020 102 6 12 0
 Detroit 000 030 23x 8 9 0

DP – Oakland 1, Detroit 1. **LOB** – Detroit 9, Oakland 5. **2B** – Lowrie. **HR** – Cabrera. **CS** – Fielder.

DP – Oakland 1, Detroit 1. **LOB** – Oakland 9, Detroit 4. **2B** – Cespedes, Reddick, Peralta, Infante. **3B** – Crisp. **HR** – Lowrie, Martinez, Peralta. **SH** – Sogard.

Detroit	ip	h	r	er	bb	so
Verlander (W)	8.0	2	0	0	1	10
Benoit (S)	1.0	1	0	0	0	1
Oakland	ip	h	r	er	bb	so
Gray (L)	5.0	6	3	3	4	3
Otero	2.0	2	0	0	1	0
Doolittle	1.0	0	0	0	0	1
Balfour	1.0	0	0	0	0	2

Gray pitched to two batters in the sixth.
HBP – Cespedes (by Benoit).
T – 3:20. **A** – 46,959.
Umpires – Hallion, DiMuro, Wegner, Bucknor, Darling, Reynolds.

Oakland	ip	h	r	er	bb	so
Straily	6.0	4	3	3	0	8
Doolittle (L)	0.2	3	2	2	1	1
Otero	0.1	0	0	0	0	1
Cook	0.2	1	2	2	1	1
Anderson	0.1	1	1	1	1	1
Detroit	ip	h	r	er	bb	so
Fister	6.0	7	3	3	1	1
Scherzer (W)	2.0	3	1	1	2	2
Benoit	1.0	2	2	2	1	2

HBP – Fielder (by Straily). **WP** – Anderson, Fister.
T – 3:25. **A** – 43,958.
Umpires – Reynolds, Hallion, DiMuro, Wegner, Bucknor, Darling.

2014 ALWC

The A's travel to Kansas City in their first appearance in the American League Wild Card one-game playoff and lose to the Royals in 12 innings by a score of 9-8. Brandon Moss hits a two-run home run in the first inning and a three-run home run in the A's five-run sixth inning to set an Athletics postseason record with five RBI. The A's take a 7-3 lead into the eighth inning, but the Royals score three times off Jon Lester to pull to within one. Sean Doolittle allows a run in the ninth for the blown save but Alberto Callaspo has a pinch hit RBI single in the 12th to give the A's the lead. The bullpen then allows two runs in the bottom of the 12th, capped by a two-out RBI single by Salvador Perez. The Royals steal seven bases, including six over the final four innings.

FINAL STATISTICS

PLAYER	AVG	G	AB	R	H	TB	2B	3B	HR	RBI	SH	SF	HP	BB	IBB	SO	SB	CS	DP	E	SLG	OBP
Callaspo	1.000	1	1	0	1	1	0	0	0	1	0	0	0	0	0	0	0	0	0	0	1.000	1.000
Crisp	.333	1	6	1	2	2	0	0	0	1	0	0	0	0	0	3	0	0	0	0	.333	.333
Donaldson	.400	1	5	1	2	2	0	0	0	0	0	0	0	1	0	2	0	0	0	0	.400	.500
Freiman	.000	1	1	0	0	0	0	0	0	0	0	0	0	0	0	0	0	0	0	0	.000	.000
Fuld	.400	1	5	1	2	2	0	0	0	0	0	0	0	1	0	1	0	0	0	0	.400	.500
Gomes	.000	1	0	0	0	0	0	0	0	0	0	0	0	0	0	0	0	0	0	0	.000	.000
Lowrie	.000	1	5	0	0	0	0	0	0	0	1	0	0	0	0	0	0	0	0	0	.000	.000
Moss	.400	1	5	2	2	8	0	0	2	5	0	0	0	1	1	2	0	0	0	0	1.600	.500
Norris	.200	1	5	1	1	1	0	0	0	1	0	0	0	0	0	2	0	0	0	0	.200	.200
Punto	.000	1	2	0	0	0	0	0	0	0	0	0	0	0	0	1	0	0	0	0	.000	.000
Reddick	.500	1	4	2	2	2	0	0	0	0	0	0	0	2	0	0	0	0	0	0	.500	.667
Sogard	.250	1	4	0	1	1	0	0	0	0	0	0	0	0	0	2	0	0	0	0	.250	.250
Soto	.000	1	1	0	0	0	0	0	0	0	0	0	0	0	0	1	0	0	0	0	.000	.000
Vogt	.000	1	3	0	0	0	0	0	0	0	0	0	0	1	0	1	0	0	0	0	.000	.250
Totals	.277	1	47	8	13	19	0	0	2	8	1	0	0	6	1	15	0	0	0	0	.404	.358

PITCHER	W	L	ERA	G	GS	CG	GF	SHO	SV	IP	H	R	ER	HR	HB	BB	IBB	SO	WP	BK	AVG
Abad	0	0	0.00	1	0	0	0	0	0	0.1	0	0	0	0	0	0	0	0	0	0	.000
Doolittle	0	0	4.50	1	0	0	0	0	0	2.0	2	1	1	0	0	0	0	0	0	0	.400
Gregerson	0	0	0.00	1	0	0	0	0	0	0.2	1	0	0	0	0	1	0	2	1	0	.333
Hammel	0	0	---	1	0	0	1	0	0	0.0	1	0	0	0	0	0	0	0	0	0	01.000
Lester	0	0	7.36	1	1	0	0	0	0	7.1	8	6	6	0	2	0	5	0	0	0	.286
Otero	0	1	13.50	1	0	0	0	0	0	1.1	3	2	2	0	0	0	0	1	0	0	.500
Totals	0	1	6.94	1	1	0	1	0	0	11.2	15	9	9	0	0	3	0	8	1	0	.341

September 30
 Kansas City 9, Oakland 8 (12)

					Oakland						
	ab	r	h	bi		ip	h	r	er	bb	so
Oakland					Lester	7.1	8	6	6	2	5
Crisp cf	6	1	2	1	Gregerson	0.2	1	0	0	1	2
Gomes lf	0	0	0	0	Doolittle	2.0	2	1	1	0	0
Fuld lf-cf	5	1	2	0	Otero (L)	1.1	3	2	2	0	1
Donaldson 3b	5	1	2	0	Abad	0.1	0	0	0	0	0
Moss dh	5	2	2	5	Hammel	0.0	1	0	0	0	0
Reddick rf	4	2	2	0	Kansas City						
Lowrie ss	5	0	0	0	Shields	5.0	5	4	4	2	6
Vogt 1b	3	0	0	0	Ventura	0.1	2	2	2	0	0
Freiman ph-1b	1	0	0	0	Herrera	1.2	4	1	1	0	3
Callaspo ph-1b	1	0	1	1	Davis	1.0	0	0	0	0	1
Soto c	1	0	0	0	Holland	1.0	0	0	0	3	1
Norris c	5	1	1	1	Finnegan	2.1	1	1	1	1	3
Sogard 2b	4	0	1	0	Frasor (W)	0.2	1	0	0	0	1
Punto ph-2b	2	0	0	0							
Totals	47	8	13	8	WP – Gregerson, Ventura, Frasor. PB – Perez.						
Kansas City					T – 4:45. A – 40,502.						
Escobar ss	4	1	2	0	Umpires – Miller, Davis, Iassogna, Welke, Hoye, Tichenor.						
Aoki rf	4	1	0	1							
Nix 3b	1	0	0	0							
Cain cf-rf	6	2	2	2							
Hosmer 1b	4	2	3	1							
Butler dh	4	0	2	2							
Gore pr-dh	0	0	0	0							
Colon ph-dh	1	1	1	1							
Gordon lf	5	0	0	0							
Perez c	6	0	1	1							
Infante 2b	5	0	2	0							
Moustakas 3b	3	1	1	0							
Willingham ph	1	0	1	0							
Dyson pr-cf	0	1	0	0							
Totals	44	9	15	8							

Oakland 200 005 000 001 813 0
 Kansas City 102 000 031 002 915 0
 two outs when winning run scored

DP – Kansas City 1. **LOB** – Oakland 10, Kansas City 8. **2B** – Cain. **3B** – Hosmer.
HR – Moss 2. **SB** – Escobar, Aoki, Cain, Gore, Colon, Gordon, Dyson **CS** – Hosmer. **SH** – Lowrie, Escobar 2, Colon, Dyson. **SF** – Aoki.

ATHLETICS ALL-TIME ROSTER

A	B	Bernhard, Bill.....	1901-02	Bowie, Michah.....	2002-03
Abad, Andy.....	Babe, Loren.....	Berroa, Geronimo.....	1994-97	Bowles, Charlie.....	1943, 45
Abad, Fernando.....	Babich, Johnny.....	Berry, Charlie.....	1925,	Bowlin, Weldon.....	1967
Abbott, Glenn.....	Babitt, Shooty.....		34-36, 38	Bowman, Joe.....	1932
Abbott, Kurt.....	Bacon, Eddie.....	Berry, Claude.....	1906-07	Bowsfield, Ted.....	1963-64
Aber, Al.....	Bagwell, Bill.....	Berry, Joe.....	1944-46	Boyd, Bob.....	1961
Abernathy, Tal.....	Bahnsen, Stan.....	Bertoia, Reno.....	1961	Boyer, Clete.....	1955-57
Accardo, Jeremy.....	Bailey, Andrew.....	Besse, Herman.....	1940-43, 46	Boyer, Cloyd.....	1955
Acosta, Merito.....	Bailey, Gene.....	Bettendorf, Jeff.....	1984	Braden, Dallas.....	2007-11
Acre, Mark.....	Baines, Harold.....	Bevan, Hal.....	1952, 55	Bradford, Bill.....	1956
Adams, Dick.....	Bair, Doug.....	Biasatti, Hank.....	1949	Bradford, Chad.....	2001-04
Adams, Mike.....	Baisley, Jeff.....	Bigbee, Lyle.....	1920	Bradley, Bert.....	1983
Adams, Willie.....	Baker, Bock.....	Billings, Bruce.....	2011	Bradley, Milton.....	2006-07
Adams, Willie.....	Baker, Dusty.....	Binks, George.....	1947-48	Bradshaw, Dallas.....	1917
Adkins, Dick.....	Baker, Frank.....	Birtas, Tim.....	1985-86	Brady, Michael.....	2017
Afenir, Troy.....	Baker, Neal.....	Bishop, Bill.....	1921	Brancato, Al.....	1939-41, 45
Aker, Jack.....	Baker, Scott.....	Bishop, Charlie.....	1952-55	Branom, Dud.....	1927
Akerfelds, Darrel.....	Baker, Steve.....	Bishop, Max.....	1924-33	Brant, Marshall.....	1983
Alcántara, Arismendy.....	Balfour, Grant.....	Bitker, Joe.....	1990	Brazill, Frank.....	1921-22
Alcántara, Raul.....	Bando, Chris.....	Black, Don.....	1943-45	Brekinridge, Bill.....	1929
Aldrete, Mike.....	Bando, Sal.....	Blackburn, Paul.....	2017	Breslow, Craig.....	2009-11
Alexander, Gary.....	Bankston, Everett.....	Blackley, Travis.....	2012	Bressler, Ruben.....	1914-16
Alexander, Matt.....	Bankston, Wes.....	Blackwell, Ewell.....	1955	Brewer, Billy.....	1997
Allen, Bob.....	Barbee, Dave.....	Blaeholder, George.....	1935	Brickley, George.....	1913
Allen, Brandon.....	Barna, Babe.....	Blair, Buddy.....	1942	Briggs, John.....	1960
Allen, Dick.....	Barr, Scotty.....	Blair, Carson.....	2015	Briscoe, John.....	1991-96
Allison, Dana.....	Barreto, Franklin.....	Blake, Ed.....	1957	Brissie, Lou.....	1947-51
Almon, Bill.....	Barrett, Bill.....	Blanchard, Johnny.....	1965	Brito, Tilson.....	1997
Alonso, Yonder.....	Barrett, Dick.....	Blanco, Gil.....	1966	Broberg, Pete.....	1978
Alou, Felipe.....	Barry, Hardin.....	Blankenship, Lance.....	1988-93	Brooks, Aaron.....	2015
Alou, Jesus.....	Barry, Jack.....	Blanks, Kyle.....	2014	Brooks, Bobby.....	1969-72
Alou, Matty.....	Bartbold, John.....	Blanton, Joe.....	2004-08	Brosius, Scott.....	1991-97
Alston, Dell.....	Bartley, Bill.....	Blasingame, Don.....	1966	Brouthers, Art.....	1906
Alusik, George.....	Bartling, Irv.....	Blefary, Curt.....	1971-72	Brown, Andrew.....	2007-08
Alvarez, R.J.....	Barton, Daric.....	Blemker, Ray.....	1960	Brown, Boardwalk.....	1911-14
Alyea, Brant.....	Barton, Harry.....	Blevins, Jerry.....	2007-13	Brown, Darrell.....	1982
Ambler, Wayne.....	Bass, Norm.....	Blowers, Mike.....	1998	Brown, Dee.....	2007
Ancker, Walter.....	Bassitt, Chris.....	Blue, Bert.....	1908	Brown, Emil.....	2008
Anderson, Brett.....	Bates, Charlie.....	Blue, Vida.....	1969-77	Brown, Jeremy.....	2006
Anderson, Bryan.....	Bates, Ray.....	Boak, Chet.....	1960	Brown, Jim.....	1916
Anderson, Dwain.....	Bathe, Bill.....	Boardman, Charlie.....	1913-14	Brown, Larry.....	1971-72
Anderson, Walter.....	Batista, Tony.....	Bocachica, Hiram.....	2005-07	Brown, Norm.....	1943, 46
Andrews, Elbert.....	Battle, Allen.....	Bochte, Bruce.....	1984-86	Brown, Ollie.....	1972
Andrews, Mike.....	Batton, Chris.....	Bodie, Ping.....	1917	Browne, Jerry.....	1992-93
Andujar, Joaquin.....	Bauer, Hank.....	Boever, Joe.....	1993	Bruce, Lou.....	1904
Appier, Kevin.....	Bauer, Lou.....	Bogle, Warren.....	1968	Brucker, Earle.....	1937-40, 43
Applegate, Fred.....	Baumgartner, Stan.....	Bohen, Pat.....	1913	Brucker, Earle.....	1948
Archer, Fred.....	Baxes, Mike.....	Boley, Joe.....	1927-32	Brugge, Frank.....	1922-24
Archer, Jim.....	Baylor, Don.....	Bollweg, Don.....	1954-55	Brugman, Jaycob.....	2017
Armas, Marcos.....	Beane, Billy.....	Bonner, Frank.....	1902	Brumley, Mike.....	1994
Armas, Tony.....	Beard, Dave.....	Bonser, Boof.....	2010	Brunet, George.....	1956-57,
Armbruster, Harry.....	Becker, Rich.....	Boone, Dan.....	1919		59-60
Armstrong, George.....	Beckmann, Bill.....	Boone, Ray.....	1959	Bryan, Billy.....	1961-66
Armstrong, Howard.....	Belitz, Todd.....	Bordi, Rich.....	1980-81, 88	Bryant, Derek.....	1979
Arndt, Larry.....	Bell, Kevin.....	Bordick, Mike.....	1990-96	Buck, Travis.....	2007-10
Arntzen, Orie.....	Bella, Zeke.....	Bosetti, Rick.....	1981-82	Budaska, Mark.....	1978, 81
Arroyo, Fernando.....	Bellhorn, Mark.....	Bosman, Dick.....	1975-76	Bullock, Red.....	1936
Astroth, Joe.....		Bostick, Henry.....	1915	Burgmeier, Tom.....	1983-84
Atherton, Keith.....	Bender, Chief.....	Bournigal, Rafael.....	1996-98	Burgo, Bill.....	1943-44
Atkins, Tommy.....	Benson, Vern.....	Bourque, Pat.....	1973-74	Burke, Glenn.....	1978-79
Axford, John.....	Benton, Al.....	Bowen, Rob.....	2007-08	Burnette, Wally.....	1956-58
Azcue, Joe.....	Berger, Johnny.....	Bowers, Cedrick.....	2010	Burns, Billy.....	2014-16
	Bernazard, Tony.....	Bowie, Jim.....	1994	Burns, Dennis.....	1923-24

Burns, George.....	1918-20, 29	Cey, Ron.....	1987	Cooper, Pat.....	1946-47	Davis, Tommy.....	1970-71
Burns, Joe.....	1944-45	Chalk, Dave.....	1979	Corcoran, Art.....	1915	Dawley, Bill.....	1989
Burns, Todd.....	1988-91	Chant, Charlie.....	1975	Corsi, Jim.....	1988-89, 92, 95-96	Dean, Chubby.....	1936-41
Burris, Ray.....	1984	Chapman, Fred.....	1939-41	Cosey, Ray.....	1980	Decker, Jaff.....	2017
Burroughs, Jeff.....	1982-84	Chapman, John.....	1924	Cotton, Jharel.....	2016-17	DeJesus, David.....	2011
Burrows, John.....	1943	Chapman, Matt.....	2017	Cottrell, Ensign.....	1913	Del Greco, Bobby.....	1961-63
Burros, Dick.....	1919-20	Chapman, Sam.....	1938-41, 45-51	Coughtry, Marlan.....	1962	De Los Santos, Fautino.....	2011-12
Burtschy, Moe.....	1950-51, 54-56	Charles, Ed.....	1962-67	Coulombe, Daniel.....	2015-17	Delsing, Jim.....	1960
Busch, Ed.....	1943-45	Chavarria, Ossie.....	1966-67	Courtney, Clint.....	1961	DeMaestri, Joe.....	1953-59
Buschhorn, Don.....	1965	Chavez, Eric.....	1998-2010	Coveleski, Stan.....	1912	DeMars, Billy.....	1948
Bush, Joe.....	1912-17, 28	Chavez, Jesse.....	2012-15	Covington, Wes.....	1961	Denorfia, Chris.....	2008-09
Butler, Billy.....	2015-16	Chiti, Harry.....	1958-60	Cowgill, Collin.....	2012	Derrick, Claud.....	1910-12
Buxton, Ralph.....	1938	Chitren, Steve.....	1990-91	Cox, Glenn.....	1955-58	Derry, Russ.....	1946
Bynum, Freddie.....	2005	Choice, Michael.....	2013	Cox, Jeff.....	1980-81	Desautels, Gene.....	1946
Byrd, Harry.....	1950, 52-53	Chouinard, Bobby.....	1996	Coyne, Toots.....	1914	DeShong, Jimmie.....	1932
Byrnes, Eric.....	2000-05	Christenson, Ryan.....	1998-01	Crabb, Roy.....	1912	Detwiler, Ross.....	2016
Byrnes, Jim.....	1906	Christopher, Russ.....	1942-47	Craddock, Walt.....	1955-56, 58	Devine, Joey.....	2008, 11
C		Cias, Darryl.....	1983	Craig, George.....	1907	Dickson, Jim.....	1965-66
Cabrera, Orlando.....	2009	Cicero, Joe.....	1945	Cramer, Bobby.....	2010-11	Dickson, Murry.....	1958-59
Cadaret, Greg.....	1987-89	Cichocki, Ed.....	1932-33	Cramer, Doc.....	1929-35	Dietrich, Bill.....	1933-36, 47-48
Cahill, Trevor.....	2009-11	Cimoli, Gino.....	1962-64	Crane, Sam.....	1914-16	Dillinger, Bob.....	1950
Cain, Sugar.....	1932-35	Ciola, Lou.....	1943	Crawford, Willie.....	1977	Dilone, Miguel.....	1978-79
Calero, Kiko.....	2005-08	Cipriani, Frank.....	1961	Crimian, Jack.....	1956	DiNardo, Lenny.....	2007-08
Caligiuri, Fred.....	1941-42	Cissell, Bill.....	1937	Crisp, Coco.....	2010-16	Ditmar, Art.....	1954-56, 61-62
Callahan, Ben.....	1983	Clark, Allie.....	1951-53	Cronin, Jim.....	1929	Divis, Moxie.....	1916
Callaspo, Alberto.....	2013-14	Clark, Doug.....	2006	Crosby, Bobby.....	2003-09	Dixon, Sonny.....	1954-55
Callaway, Frank.....	1921-22	Clark, Jermaine.....	2005	Cross, Lave.....	1901-05	Dobson, Chuck.....	1966-71, 73
Camacho, Ernie.....	1980	Clark, Ron.....	1971-72	Cross, Monte.....	1902-07	Dolan, Joe.....	1901
Cameron, Kevin.....	2009	Claset, Gowell.....	1933	Crowell, Cap.....	1915-16	Donahue, Pat.....	1910
Campaneris, Bert.....	1964-76	Clinton, Lou.....	1965	Crowson, Woody.....	1945	Donaldson, John.....	1966-70, 74
Campbell, Kevin.....	1991-93	Clippard, Tyler.....	2015	Cruthers, Press.....	1913-14	Donaldson, Josh.....	2010, 12-14
Candiotti, Tom.....	1998-99	Clyde, Tom.....	1943	Cruz, Augusto.....	1994-95	Doolittle, Sean.....	2012-17
Canha, Mark.....	2015-17	Cloakley, Andy.....	1902-06	Cruz, Juan.....	2005	Dotel, Octavio.....	2004-05
Canseco, Jose.....	1985-92, 97	Cobb, Ty.....	1927-28	Cullen, Tim.....	1972	Doubrot, Felix.....	2015
Canseco, Ozzie.....	1990	Cochrane, Mickey.....	1925-33	Culler, Dick.....	1936	Dougherty, Jim.....	1998
Cantrell, Guy.....	1927	Codiroli, Chris.....	1982-87	Cunningham, Aaron.....	2008-09	Dowd, Snooks.....	1919
Carey, Andy.....	1960-61	Coghlan, Chris.....	2016	Cunningham, Mike.....	1906	Downing, Al.....	1970
Carignan, Andrew.....	2011-12	Colangelo, Rocky.....	2002	Curry, Jim.....	1909	Downs, Kelly.....	1992-93
Carr, Charlie.....	1901	Colavito, Rocky.....	1964	Cust, Jack.....	2007-10	Doyle, Brian.....	1981
Carrasquel, Chico.....	1958	Colbert, Nate.....	1976	D		Doyle, Carl.....	1935-36
Carroll, Doc.....	1916	Coleman, Ed.....	1932-35	D'Acquisto, John.....	1982	Dozier, Tom.....	1986
Carroll, Tom.....	1959	Coleman, Joe.....	1942, 46-51, 53	Daley, Bud.....	1958-61	Drabowsky, Moe.....	1962-65
Carson, Matt.....	2009-10	Coleman, Joe.....	1977-78	Daley, Pete.....	1960	Drake, Larry.....	1945
Carter, Chris.....	2010-12	Coleman, Ray.....	1948	Daley, Tom.....	1913-14	Dressendorfer, Kirk.....	1991
Carter, Nick.....	1908	Coleman, Rip.....	1957, 59	Daly, Bert.....	1903	Drew, Stephen.....	2012
Carter, Sol.....	1931	Collamore, Allan.....	1911	Damon, Johnny.....	2001	Driscoll, Jim.....	1970
Carty, Rico.....	1973, 78	Collins, Dave.....	1985	Damrau, Harry.....	1915	Driscoll, Michael.....	1916
Cascarella, Joe.....	1934-35	Collins, Eddie.....	1906-14, 27-30	Daney, Art.....	1928	Drumright, Keith.....	1981
Casilla, Santiago.....	2004-09, 17	Collins, Eddie.....	1939, 41-42	Danforth, Dave.....	1911-12	Duchscherer, Justin.....	2003-08, 10
Caster, George.....	1934-35, 37-40	Collins, Jimmy.....	1907-08	Danner, Buck.....	1915	Duckworth, Jim.....	1966
Castiglia, Jim.....	1942	Collins, Zip.....	1921	Darling, Ron.....	1991-95	Dugan, Joe.....	1917-21
Castillo, Alberto.....	2005	Colón, Bartolo.....	2012-13	Davalillo, Vic.....	1973-74	Duggleby, Bill.....	1902
Castro, Angel.....	2015	Cone, Bob.....	1915	DaVanon, Jeff.....	2007	Duliba, Bob.....	1967
Castro, Luis.....	1902	Conigliaro, Billy.....	1973	Davidson, Claude.....	1918	Dull, Ryan.....	2015-17
Castro, Ramon.....	2004	Connelly, Bill.....	1945	Davies, Chick.....	1914-15	Duncan, Dave.....	1964, 67-72
Castro, Simon.....	2017	Connelly, Steve.....	1998	Davis, Bob.....	1958, 60	Duncan, Taylor.....	1978
Cater, Danny.....	1966-69	Conrad, Brooks.....	2008	Davis, Bud.....	1915	Dunn, Adam.....	2014
Caudill, Bill.....	1984, 87	Conroy, Bill.....	1935-37	Davis, Crash.....	1940-42	Dunning, Steve.....	1977
Caulfield, Jake.....	1946	Conroy, Tim.....	1978, 82-85	Davis, Harry.....	1901-11, 13-17	Durazo, Erubiel.....	2003-05
Causey, Wayne.....	1961-66	Conso, Billy.....	1962	Davis, Ike.....	2015	Duren, Ryne.....	1957
Ceccarelli, Art.....	1955-56	Conway, Owen.....	1915	Davis, Khris.....	2016-17	Durham, Ray.....	2002
Cepeda, Orlando.....	1972	Cook, Ryan.....	2012-15	Davis, Mike.....	1980-87	Duser, Carl.....	1956, 58
Cerv, Bob.....	1957-60	Coombs, Bobby.....	1933	Davis, Rajai.....	2008-10, 17	Dye, Jermaine.....	2001-04
Céspedes, Yoenis.....	2012-14	Coombs, Jack.....	1906-14	Davis, Storm.....	1987-89, 93	Dygett, Jimmy.....	1905-10
				Davis, Tod.....	1949, 51		

Athletics All-Time Roster, continued

Dykes, Jimmie..... 1918-32

E

Earnshaw, George..... 1928-33
 Easterling, Paul..... 1938
 Eaves, Vallie..... 1935
 Eccles, Harry..... 1915
 Eckersley, Dennis..... 1987-95
 Eckert, Charlie..... 1919-20, 22
 Eddy, Chris..... 1995
 Edgerton, Bill..... 1966-67
 Edwards, Doc..... 1963-65
 Edwards, Mike..... 1978-80
 Edwards, Mike..... 2003
 Edwards, Ralph..... 1915
 Egan, Ben..... 1908, 12
 Ehmke, Howard..... 1926-30
 Eibner, Brett..... 2016
 Elliott, Randy..... 1980
 Ellis, Dock..... 1977
 Ellis, Mark..... 2002-03, 05-11
 Ely, Bones..... 1901
 Embree, Alan..... 2007-08
 Emerson, Chester..... 1911-12
 Engle, Charlie..... 1925-26
 Epps, Hal..... 1944
 Epstein, Mike..... 1971-72
 Eschen, Larry..... 1942
 Esposito, Sammy..... 1963
 Essegian, Chuck..... 1961, 63
 Essian, Jim..... 1978-80, 84
 Estalella, Bobby.... 1943-45, 49
 Etherton, Seth..... 2005
 Etten, Nick..... 1938-39
 Eveland, Dana..... 2008-09
 Everidge, Tommy..... 2009
 Ewoldt, Art..... 1919

F

Fagan, Everett..... 1943, 46
 Fahey, Frank..... 1918
 Fahey, Howard..... 1912
 Fain, Ferris..... 1947-52
 Fairbank, Jim..... 1903-04
 Fairly, Ron..... 1976
 Falkenberg, Cy..... 1917
 Fanovich, Frank..... 1953
 Farmer, Ed..... 1983
 Fasano, Sal..... 2000-01
 Fazio, Ernie..... 1966
 Fermin, Ramon..... 1995
 Fernandez, Frank..... 1970-71
 Ferrazzi, Bill..... 1935
 Ferrick, Tom..... 1941
 Fetzters, Mike..... 1998
 Fetzter, Willy..... 1906
 Figueroa, Ed..... 1981
 Figueroa, Pedro..... 2012-13
 Fikac, Jeremy..... 2003
 Files, Eddie..... 1908
 Fillingim, Dana..... 1915
 Fingers, Rollie..... 1968-76
 Finigan, Jim..... 1954-56
 Fink, Herman..... 1935-37
 Finney, Lou..... 1931, 33-39

Fiorentino, Jeff..... 2008
 Fischer, Bill..... 1961-63
 Flater, Jack..... 1908
 Fletcher, Paul..... 1996
 Flick, Elmer..... 1902
 Flick, Lew..... 1943-44
 Flohr, Mort..... 1934
 Flores, Jesse..... 1943-47
 Flores, Jose..... 2002
 Flores, Ron..... 2005-07
 Flythe, Stu..... 1936
 Foyles, Hank..... 1960
 Fosse, Ray..... 1973-75
 Foulke, Keith..... 2003, 08
 Fowler, Dick..... 1941-42, 45-52
 Fox, Eric..... 1992-94
 Fox, Jack..... 1908
 Fox, Jake..... 2010
 Fox, Nellie..... 1947-49
 Foxx, Jimmie..... 1925-35
 Francis, Jeff..... 2014
 Francona, Tito..... 1969-70
 Franks, Herman..... 1947-48
 Fraser, Chick..... 1901
 Freeman, Harvey..... 1921
 Freeman, Mark..... 1959
 Freiman, Nate..... 2013-14
 Freitas, Tony..... 1932-33
 French, Pat..... 1917
 French, Walter..... 1923, 25-29
 Fricano, Marion..... 1952-55
 Fritz, Charlie..... 1907
 Fritz, Harry..... 1913
 Fuentes, Brian..... 2011-12
 Fuentes, Tito..... 1978
 Fuhrman, Ollie..... 1922
 Fuld, Sam..... 2014-15
 Fulghum, Dot..... 1921
 Fultz, Dave..... 1901-02
 Furmaniak, J.J..... 2007
 Fyhrle, Mike..... 2001-02

G

Galan, Augie..... 1949
 Gallagher, Sean..... 2008-09
 Gallego, Mike..... 1985-91, 95
 Galloway, Chick..... 1919-27
 Ganley, Bob..... 1909
 Gant, Ron..... 2001, 03
 Gantenbein, Joe..... 1939-40
 Garbark, Bob..... 1944
 Garciaparra, Nomar..... 2009
 Gardner, Larry..... 1918
 Gardner, Rob..... 1971, 73
 Garneau, Dustin..... 2017
 Garner, Phil..... 1973-76
 Garrett, Adrian..... 1971-72
 Garrison, Ford..... 1944-46
 Garrison, Webster..... 1996
 Garver, Ned..... 1957-60
 Gassaway, Charlie..... 1945
 Gates, Brent..... 1993-96
 Gaudin, Chad..... 2006-08, 10
 Gautreau, Doc..... 1925
 Geary, Bob..... 1918-19

Geier, Phil..... 1901
 Gentile, Jim..... 1964-65
 Gentry, Craig..... 2014-15
 George, Alex..... 1955
 George, Greek..... 1945
 Gerkin, Steve..... 1945
 German, Esteban..... 2002-04
 Giambi, Jason..... 1995-01, 09
 Giambi, Jeremy..... 2000-02
 Gibson, Charlie..... 1924
 Giebel, Joe..... 1913
 Giel, Paul..... 1961
 Giese, Dan..... 2009
 Giggie, Bob..... 1960, 62
 Ginsberg, Joe..... 1956
 Ginter, Keith..... 2005
 Giordano, Tommy..... 1953
 Giusti, Dave..... 1977
 Glass, Tom..... 1925
 Glynn, Ryan..... 2005
 Godfrey, Graham..... 2011-12
 Gomes, Jonny..... 2012, 14
 Gonzalez, Carlos..... 2008
 Gonzalez, Edgar..... 2009
 Gonzalez, Gio..... 2008-11
 Gonzalez, Orlando..... 1980
 Gooch, Lee..... 1917
 Goodwin, Danny..... 1982
 Gorman, Tom..... 1955-59
 Gosger, Jim..... 1966-68
 Gossage, Rich..... 1992-93
 Gossett, Daniel..... 2017
 Grabarkewitz, Billy..... 1975
 Grabowski, Jason..... 2002-03
 Graff, Milt..... 1957-58
 Grant, Mudcat..... 1970-71
 Graveman, Kendall..... 2015-17
 Gray, Dolly..... 1924-27
 Gray, Jeff..... 2008-09
 Gray, Johnny..... 1954-55
 Gray, Sonny..... 2013-17
 Green, Dick..... 1963-74
 Green, Grant..... 2013
 Green, Joe..... 1924
 Gregerson, Luke..... 2014
 Gregg, Vean..... 1918
 Grevell, Bill..... 1919
 Grieve, Ben..... 1997-00
 Griffith, Lee..... 1946
 Griffin, A.J..... 2012-13
 Griffin, Alfredo..... 1985-87
 Griffin, Ivy..... 1919-21
 Griffin, Pug..... 1917
 Grilli, Guido..... 1966
 Grim, Bob..... 1958-59, 62
 Grimes, Oscar..... 1946
 Grimm, Charlie..... 1916
 Groh, Lew..... 1919
 Groom, Buddy..... 1996-99
 Gross, Gabe..... 2010
 Gross, Wayne..... 1976-83, 86
 Groth, Johnny..... 1956-57
 Grove, Lefty..... 1925-33
 Grover, Roy..... 1916-17, 19
 Grunwald, Al..... 1959

Grzenda, Joe..... 1964, 66
 Guerra, Mike..... 1947-50
 Guerrero, Mario..... 1978-80
 Guillen, Jose..... 2003
 Guintini, Ben..... 1950
 Gumpert, Randy..... 1936-38
 Guthrie, Mark..... 2001
 Guzman, Johnny..... 1991-92

H

Haas, Bruno..... 1915
 Haas, Moose..... 1986-87
 Haas, Mule..... 1928-32, 38
 Hadley, Bump..... 1941
 Hadley, Kent..... 1958-59
 Haeffner, Bill..... 1915
 Hahn, Jesse..... 2015-17
 Hairston, Scott..... 2009
 Halama, John..... 2003
 Hale, Sammy..... 1923-29
 Haley, Ray..... 1916-17
 Hall, Dick..... 1960
 Hall, Irv..... 1943-46
 Halsey, Brad..... 2006
 Hamilton, Dave..... 1972-75, 79-80
 Hamilton, Tom..... 1952-53
 Hamlin, Ken..... 1960
 Hamlin, Luke..... 1944
 Hammel, Jason..... 2014
 Hammond, Chris..... 2004
 Hamner, Granny..... 1962
 Hancken, Buddy..... 1940
 Hancock, Garry..... 1983-84
 Handley, Gene..... 1946-47
 Handrahan, Vern..... 1964, 66
 Haney, Larry..... 1969-70, 72-76
 Hankins, Jay..... 1961, 63
 Hanna, Preston..... 1982
 Hannahan, Jack..... 2007-09
 Hannifin, Jack..... 1906
 Harang, Aaron..... 2002-03
 Harden, Rich..... 2003-08, 11
 Haren, Dan..... 2005-07
 Harikkala, Tim..... 2005
 Harkey, Mike..... 1995
 Harper, Brian..... 1987, 95
 Harper, Jack..... 1915
 Harper, Tommy..... 1975
 Harrell, Slim..... 1912
 Harrelson, Ken..... 1963-67
 Harrington, Bill..... 1953, 55-56
 Harris, Bob..... 1942
 Harris, Bubba..... 1948-49, 51
 Harris, Lum..... 1941-44, 46
 Harris, Reggie..... 1990-91
 Harris, Spencer..... 1930
 Harrison, Tom..... 1965
 Harriss, Slim..... 1920-26
 Hartsel, Topsy..... 1902-11
 Harville, Chad..... 1999, 01, 03-04
 Hassey, Ron..... 1988-90
 Hassler, Joe..... 1928-29
 Hasson, Gene..... 1937-38

Hasty, Bob.....	1919-24	Honeycutt, Rick.....	1987-93, 95	Johnson, Dan.....	2005-08	Ketchum, Fred.....	1901
Hatcher, Chris.....	2017	Hooks, Alex.....	1987-93, 1935	Johnson, Dane.....	1997	Ketchum, Gus.....	1922
Hatteberg, Scott.....	2002-05	Hooper, Bob.....	1950-52	Johnson, Deron.....	1961-62, 73-74	Kiefer, Steve.....	1984-85
Haught, Gary.....	1997	Hooten, Leon.....	1974	Johnson, Hank.....	1936	Kiely, Bobby.....	2004-07
Hauser, Joe.....	1922-24, 26, 28	Hope, Sam.....	1907	Johnson, Jim.....	2014	Kiely, Leo.....	1960
Hausmann, Clem.....	1949	Hopkins, Don.....	1975-76	Johnson, Jim.....	2014	Kilby, Brad.....	2009-10
Hawkins, Andy.....	1991	Horlen, Joe.....	1972	Johnson, Jing.....	1916-17, 19, 27-28	Kilkenny, Mike.....	1972-72
Hayden, Jack.....	1901	Horsman, Vince.....	1992-94	Johnson, John Henry.....	1978-79	Killeen, Evans.....	1959
Hayes, Frankie.....	1933-34, 36-42, 44-45	Horton, Willie.....	1978	Johnson, John Henry.....	1978-79	King, Lee.....	1916
Haynes, Jimmy.....	1997-99	Hosley, Tim.....	1973-74, 76-78, 81	Johnson, Ken.....	1958-61	Kingery, Mike.....	1992
Healy, Ryon.....	2016-17	Host, Gene.....	1957	Johnson, Mark.....	2003	Kingman, Brian.....	1979-82
Healy, Thomas.....	1915-16	Houck, Byron.....	1912-14	Johnson, Paul.....	1920-21	Kingman, Dave.....	1984-86
Heath, Mike.....	1979-85	House, Frank.....	1958-59	Johnson, Rankin.....	1941	Kinney, Dennis.....	1982
Heaverlo, Dave.....	1978-79, 81	Houser, Ben.....	1910	Johnson, Roy.....	1918	Kinney, Walt.....	1919-20, 23
Heffner, Don.....	1943	Hovley, Steve.....	1970-71	Johnson, Stan.....	1961	Kircher, Mike.....	1919
Hegan, Mike.....	1971-73	Howard, Steve.....	1990	Johnson, Walt.....	1917	Kirk, Bill.....	1961
Heimach, Fred.....	1920-26	Howell, Jay.....	1985-87	Johnston, Doc.....	1922	Kirk, Tom.....	1947
Heimuller, Gorman.....	1983-84	Howitt, Dann.....	1989-92	Johnstone, Jay.....	1973	Kish, Ernie.....	1945
Heitmuller, Heinie.....	1909-10	Howser, Dick.....	1961-63	Johnstone, John.....	1997	Klein, Lou.....	1951
Held, Woodie.....	1957-58	Hoyle, Tex.....	1952	Jones, Doug.....	1999-00	Kliemann, Ed.....	1950
Helfand, Eric.....	1993-95	Hoyt, Waite.....	1931	Jones, Gordon.....	1962	Klimchuck, Lou.....	1958-61
Hemond, Scott.....	1989-94	Hubbard, Glenn.....	1988-89	Jones, Jeff.....	1980-84	Klimkowski, Ron.....	1971
Henderson, Dave.....	1988-93	Huckleberry, Earl.....	1935	Jones, John.....	1923, 32	Kline, Bob.....	1934
Henderson, Rickey.....	1979-84, 89-95, 98	Hudgens, Dave.....	1983-83	Jones, John.....	1923, 32	Klink, Joe.....	1990-91
Henderson, Steve.....	1985-87	Hudson, Tim.....	1999-04	Jones, Marcus.....	2000	Klutts, Mickey.....	1979-82
Hendrick, George.....	1971-72	Hughes, Luke.....	2012	Joost, Eddie.....	1947-54	Knerr, Lou.....	1945-46
Hendriks, Liam.....	2016-17	Hulvey, Hank.....	1923	Jorgensen, Mike.....	1977	Knickerbocker, Austin.....	1947
Henley, Weldon.....	1903-05	Hunter, Billy.....	1957-58	Jose, Felix.....	1988-90	Knickerbocker, Bill.....	1942
Herbert, Ray.....	1955, 58-61	Hunter, Catfish.....	1965-74	Joseph, Rick.....	1964	Knight, John.....	1905-07
Heredia, Gil.....	1998-01	Husta, Carl.....	1925	Joyce, Bob.....	1939	Knott, Jack.....	1941-42, 46
Hermida, Jeremy.....	2010	Husting, Bert.....	1902	Joyce, Dick.....	1965	Knowles, Darold.....	1971-74
Hernandez, Fernando.....	2008	Huston, Warren.....	1937	Joyce, Matt.....	2017	Knowlson, Tom.....	1915
Hernandez, Ramon.....	1999-03			Jurak, Ed.....	1988	Knowlton, Bill.....	1920
Herrera, Jose.....	1995-96	I		Justice, David.....	2002	Koch, Billy.....	2002
Herriague, Troy.....	1956	Inge, Brandon.....	2012			Kolloway, Don.....	1953
Hersherberger, Mike.....	1965-69	Isringhausen, Jason.....	1999-01	K		Komine, Shane.....	2006-07
Herzog, Whitey.....	1958-60	Iwamura, Aki.....	2010	Ka'aihue, Kila.....	2012	Kominski, Brad.....	1991
Hesselbacher, George.....	1916	J		Kaiser, Jeff.....	1985	Konopka, Bruce.....	1942-43, 46
Heusser, Ed.....	1940	Jablonski, Ray.....	1959-60	Kalahan, John.....	1903	Koonce, Graham.....	2003
Heving, Johnnie.....	1931-32	Jackson, Conor.....	2010-11	Kalfass, Bill.....	1937	Kopf, Larry.....	1914-15
Hickman, Jesse.....	1965-66	Jackson, Joe.....	1908-09	Karos, Eric.....	2004	Kopp, Merlin.....	1918-19
Hicks, Brandon.....	2012	Jackson, Reggie.....	1967-75, 87	Karsay, Steve.....	1993-94, 97, 06	Kotsay, Mark.....	2004-07
Higgins, Pinky.....	1930, 33-36	Jacobs, Spook.....	1954-56	Kazmir, Scott.....	2014-15	Kottaras, George.....	2012
High, Charlie.....	1919-20	Jacobson, Baby Doll.....	1927	Kearney, Bob.....	1981-83	Kouzmanoff, Kevin.....	2010-11
Hiljus, Erik.....	2001-02	Jacoby, Brook.....	1991	Kearns, Teddy.....	1920	Krause, Harry.....	1908-12
Hill, Dave.....	1957	Jaha, John.....	1999-01	Keefe, Dave.....	1917, 19-21	Krause, Lew.....	1931-32
Hill, Donnie.....	1983-86	James, Justin.....	2010	Keegan, Ed.....	1961	Krause, Lew.....	1961, 64-69
Hill, Jesse.....	1937	Jamieson, Charlie.....	1917-18	Keen, Vic.....	1918	Kravitz, Danny.....	1960
Hill, Red.....	1917	Jarvis, Kevin.....	1999	Keesey, Jim.....	1925, 30	Kreevich, Mike.....	1942
Hill, Rich.....	2016	Jaso, John.....	2013-14	Keisler, Randy.....	2006	Kretlow, Lou.....	1956
Hillegas, Shawn.....	1992-93	Javier, Stan.....	1986-90, 94-95	Kell, George.....	1943-46	Kreuger, Bill.....	1983-87
Hilley, Ed.....	1903	Jenkins, Tom.....	1926	Kell, Skeeter.....	1952	Kryhoski, Dick.....	1955
Hinch, A.J.....	1998-00	Jennings, Doug.....	1988-91	Kellett, Al.....	1923	Kubiak, Ted.....	1967-69, 72-75
Hitchcock, Billy.....	1950-52	Jennings, Robin.....	2001	Kelley, Harry.....	1936-38	Kubinski, Tim.....	1997, 99
Hoffman, Danny.....	1903-06	Jensen, Willie.....	1914	Kellner, Alex.....	1948-58	Kucab, Johnny.....	1950-52
Hogan, Willie.....	1911	Jimenez, D'Angelo.....	2006	Kellner, Walt.....	1952-53	Kucks, Johnny.....	1959-60
Holborow, Wally.....	1948	Jimenez, Manny.....	1962-64, 66	Kellogg, Al.....	1908	Kuczynski, Bert.....	1943
Holliday, Matt.....	2009			Kelly, Bill.....	1920	Kull, John.....	1909
Holmes, Chick.....	1918	Jimenez, Miguel.....	1993-94	Kelly, Ren.....	1923	Kume, Mike.....	1955
Holmes, Jim.....	1906	John, Tommy.....	1985	Kendall, Jason.....	2005-07	Kunkel, Bill.....	1961-62
Holt, Jim.....	1974-76	Johns, Doug.....	1995-96	Kenna, Ed.....	1902	Kutyna, Marty.....	1959-60
Holt, Red.....	1925	Johnson, Bill.....	1916-17	Kennedy, Adam.....	2009		
Holtz, Mike.....	2002	Johnson, Bob.....	1933-42	Kennedy, Joe.....	2005-07	L	
Holtzman, Ken.....	1972-75	Johnson, Bob.....	1960, 69-70	Keough, Joe.....	1968	Laabs, Chet.....	1947
Holzemer, Mark.....	1998	Johnson, Bob.....	1960, 69-70	Keough, Matt.....	1977-83	Lacey, Bob.....	1977-80
		Johnson, Cliff.....	1981-82	Keriazakos, Gus.....	1955	Lachemann, Marcel.....	1969-71
				Kern, Bill.....	1962		

Athletics All-Time Roster, continued

Lachemann, Rene 1965-66, 68	Littrel, Jack.....1952, 54-55	Martin, Morrie.....1951-54	McManus, Jim..... 1960
Ladendorf, Tyler.....2015-16	Livingston, Paddy.....1909-11	Martin, Pat.....1919-20	McMichael, Greg.....1999
Lagger, Ed.....1934	Loaiza, Esteban.....2006-07	Martinez, Hector.....1962-63	McMillon, Billy.....2001, 03-04
Lajoie, Nap.....1901-02, 15-16	Lochhead, Harry.....1901	Martinez, Marty.....1972	McMullen, Ken.....1976
Lamar, Bill.....1924-27	Locker, Bob.....1970-72	Martinez, Ted.....1975	McNair, Eric.....1929-35, 42
Lambo, Andrew.....2016	Lockwood, Skip.....1965	Martini, Weso.....1935	McNamara, Bob.....1939
LaMarre, Ryan.....2017	Lodigiani, Dario.....1938-40	Martyn, Bob.....1957-59	McNealy, Rusty.....1983
Lamp, Dennis.....1987	Long, Lep.....1911	Mashore, Damon.....1996-97	McNulty, Bill.....1969, 72
Landis, Bill.....1963	Long, Terrence.....2000-03	Masters, Walt.....1939	McPherson, John.....1901
Landis, Jim.....1965	Loos, Pete.....1901	Matarazzo, Len.....1952	McQuaig, Jerry.....1934
Langerhans, Ryan.....2007	Lopes, Davey.....1982-84	Mathes, Joe.....1912	McQuinn, George.....1946
Langford, Rick.....1977-86	Lopez, Hector.....1955-59	Mathews, Nelson.....1964-65	McCur, Jim.....2000-04
Lanning, Red.....1916	Lord, Bris.....1905-07, 10-12	Mathews, T.J.....1997-01	Medich, Doc.....1977
Lansford, Carney.....1983-92	Lorraine, Andrew.....1997	Matos, Francisco.....1994	Meehan, Bill.....1915
Lapp, Jack.....1908-15	Lovrich, Pete.....1963	Matsui, Hideki.....2011	Meeker, Roy.....1923-24
Larish, Jeff.....2010	Lovullo, Torey.....1996	Matthews, Wid.....1903-15	Melhuse, Adam.....2003-07
Larkin, Ed.....1909	Lowrie, Jed.....2013-14, 16-17	Mattox, Cloy.....1929	Melillo, Kevin.....2007
Larsen, Don.....1960-61	Lowry, Sam.....1942-43	Matuzak, Harry.....1934, 36	Mellana, Joe.....1927
LaRoche, Andy.....2011	Luby, Hal.....1936	Mauro, Carmen.....1953	Melano, John.....2009
LaRussa, Tony.....1963, 68-71	Ludwick, Eric.....1997	Maxvill, Dal.....1972-75	Melton, Dave.....1956, 58
Lasorda, Tommy.....1956	Lugo, Ruddy.....2007	Maxwell, Bert.....1908	Menechino, Frank.....1999-04
Lau, Charlie.....1963-64	Lupe, Jerry.....1959-63	Maxwell, Bruce.....2016-17	Mengden, Daniel.....2016-17
Lauder, Billy.....1901	Lydy, Scott.....1993	Mayne, Brent.....1997	Mercado, Orlando.....1988
Lauzerique, George...1967-69	Lysander, Rick.....1980	Mayo, Eddie.....1943	Mercedes, Henry.....1992-93
Lavan, Doc.....1913		Mazzaro, Vin.....2009-10	Metro, Charlie.....1944-45
Lavarnway, Ryan.....2017	M	McAvoy, Wickey.....1913-15, 17-19	Metzler, Alex.....1926
Lavelle, Gary.....1987	Maas, Duke.....1958	McBride, Matt.....2016	Meyer, Billy.....1916-17
Law, Vance.....1991	Mabry, John.....2002	McCahan, Bill.....1946-49	Meyer, Bob.....1964
Lawrie, Brett.....2015	Macfarlane, Mike.....1998-99	McCann, Emmett.....1920-21	Meyer, Dan.....1982-85
Lawry, Otis.....1916-17	Mack, Earle.....1910-11, 14	McCarthy, Brandon.....2011-12	Meyer, Dan.....2007-08
Laxton, Brett.....1999	Mack, Shane.....1998	McCarthy, David.....2003	Meyer, Russ.....1959
Leahy, Tom.....1901	Mackenzie, Eric.....1955	McCarty, David.....2003	Meyer, Scott.....1978
Lear, Fred.....1915	Mackenzie, Gordon.....1961	McCatty, Steve.....1977-85	Michaels, Cass.....1952-53
LeBourveau, Bevo.....1929	Mackiewicz, Felix.....1941-43	McConnell, Sam.....1915	Miles, Carl.....1940
Lehr, Paul.....1950-51	Mackinson, John.....1953	McCosky, Barney.....1946-48, 50-51	Miles, Dee.....1939-42
Lehr, Justin.....2004	Madjeski, Ed.....1932-34	McCovey, Willie.....1976	Miller, Bing.....1922-26, 28-34
Leiper, Dave.....1984, 86-87, 94-95	Madson, Ryan.....2016-17	McCoy, Benny.....1940-41	Miller, Damian.....2004
Leitner, Dummy.....1901	Magadan, Dave.....1997-98	McCoy, Les.....1939-42, 50	Miller, Jai.....2011
LeMaster, Johnnie.....1987	Maggert, Harl.....1912	McCue, Frank.....1922	Miller, Jim.....2012
Lennon, Patrick.....1997	Magnante, Mike.....2000-02	McDermott, Mickey.....1957, 61	Miller, Rudy.....1929
Lennox, Ed.....1906	Magnuson, Trystan.....2011	McDevitt, Danny.....1962	Milligan, Bill.....1901
Leon, Arnold.....2015	Mahaffey, Roy.....1930-35	McDonald, Hank.....1931, 33	Mills, Billy.....1944
Leonard, Elmer.....1911	Mahay, Ron.....1999-00	McDonald, Jason.....1997-99	Mills, Brad.....2014-15
Leovich, John.....1941	Mahon, Al.....1930	McElwee, Lee.....1916	Milone, Tommy.....2012-14
Leshner, Brian.....1996-98	Mailho, Emil.....1936	McGee, Willie.....1990	Mincher, Don.....1970-72
Lester, Jon.....2014	Mains, Jim.....1943	McGeehan, Conny.....1903	Miner, Ray.....1921
Lewis, Allan.....1967-70, 72-73	Majeski, Hank.....1946-49, 51-52	McGhee, Bill.....1944-45	Minetto, Craig.....1978-81
Lewis, Colby.....2007	Mallonee, Ben.....1921	McGhee, Ed.....1953-54	Mitchell, Craig.....1975-77
Lewis, Darren.....1990	Mallory, Sheldon.....1977	McGillen, John.....1944	Mitchell, Fred.....1902
Lewis, Richie.....1997	Malone, Lew.....1915-16	McGowan, Beauty.....1922-23	Mitchell, Kevin.....1998
Lidle, Cory.....2001-02	Manaea, Sean.....2016-17	McGwire, Mark.....1986-97	Mitchell, Paul.....1976-77
Lieber, Dutch.....1935-36	Mangual, Angel.....1971-76	McInnis, Stuffy.....1909-17	Mitterling, Ralph.....1916
Liebhart, Glenn.....1930	Manrique, Fred.....1991	McIntyre, Matty.....1901	Mohler, Mike.....1993-98
Lillard, Bill.....1939-40	Manush, Frank.....1908	McKay, Cody.....2002	Molina, Izzy.....1996-98
Lilly, Ted.....2002-03	Marchildon, Phil.....1940-42, 45-49	McKay, Dave.....1980-82	Moll, Sam.....2017
Limmer, Lou.....1951, 54	Marcum, Johnny.....1933-35	McKeithan, Tim.....1932-34	Monahan, Rinty.....1953
Lindblad, Paul.....1965-71, 73-76	Maris, Roger.....1958-59	McKinney, Bob.....1901	Monday, Rick.....1966-71
Lindblom, Josh.....2014	Markland, Gene.....1950	McKinney, Rich.....1973-75, 77	Montas, Frankie.....2017
Lindemann, Bob.....1901	Marquez, Gonzalo.....1972-73	McLain, Denny.....1972	Monteagudo, Aurelio.....1963-66
Lindstrom, Axel.....1916	Marshall, Jay.....2007, 09	McLaughlin, Bo.....1981-82	Montgomery, Steve.....1996-97
Lintz, Larry.....1976-77	Martin, Billy.....1957	McLaughlin, Pat.....1940	Moatz, Luke.....2013
Lisenbee, Hod.....1936	Martin, Cody.....2015	McLemore, Mark.....2004	Mooneyham, Bill.....1986
	Martin, Doc.....1908, 11-12	McMahan, Jack.....1956	Moore, Ferdie.....1914
			Moore, Jimmy.....1930-31

Moore, Kelvin..... 1981-83
 Moore, Kerwin..... 1996
 Moore, Mike..... 1989-92
 Moore, Roy..... 1920-22
 Morales, Jose..... 1973
 Moran, Herbie..... 1908
 Morey, Dave..... 1913
 Morgan, Cy..... 1909-12
 Morgan, Joe..... 1959
 Morgan, Joe..... 1984
 Morgan, Mike..... 1978-79
 Morgan, Tom..... 1957
 Morris, Doyt..... 1937
 Morrisette, Bill..... 1915-16
 Morse, Bud..... 1929
 Mortensen, Clayton... 2009-10
 Moscoso, Guillermo..... 2011
 Moses, Wally..... 1935-41,
 49-51
 Moss, Brandon..... 2012-14
 Moss, Charlie..... 1934-36
 Mossi, Don..... 1965
 Mujica, Edward..... 2015
 Mulder, Mark..... 2000-04
 Mullin, Jim..... 1904
 Munch, Jake..... 1918
 Muncy, Max..... 2015-16
 Munoz, Pedro..... 1996
 Munson, Eric..... 2009
 Mura, Steve..... 1985
 Murphy, Danny..... 1902-13
 Murphy, Donnie..... 2007-08
 Murphy, Dwayne..... 1978-87
 Murphy, Eddie..... 1912-15
 Murphy, Mike..... 1916
 Murphy, Morgan..... 1901
 Murray, Joe..... 1950
 Murray, Larry..... 1977-79
 Murray, Ray..... 1951-53
 Murton, Matt..... 2008
 Myatt, Glenn..... 1920-21
 Myers, Elmer..... 1915-18
 Myers, Greg..... 2001-02
 Myers, Joseph..... 1905

N

Nabors, Jack..... 1915-17
 Nagel, Bill..... 1939
 Naktens, Pete..... 1936
 Nash, Jim..... 1966-69
 Naylor, Rollie..... 1917, 19-24
 Neal, Zach..... 2016-17
 Neel, Troy..... 1992-94
 Neill, Mike..... 1998
 Nelson, Gene..... 1987-92
 Nelson, Lynn..... 1937-39
 Nelson, Rob..... 1986-87
 Neshek, Pat..... 2012-13
 Nettles, Jim..... 1981
 Neu, Mike..... 2003
 Newman, Jeff..... 1976-82
 Newsom, Bobo..... 1944-46,
 52-53
 Newsome, Skeeter..... 1935-39
 Nicholls, Simon..... 1906-09
 Nicholson, Bill..... 1936
 Niemiec, Al..... 1936

Noboa, Junior..... 1994
 Nolin, Sean..... 2015
 Noonan, Pete..... 1904
 Norberto, Jordan..... 2011-12
 Noren, Irv..... 1957
 Norman, Fred..... 1962-63
 Norris, Derek..... 2012-14
 Norris, Mike..... 1975-83, 90
 North, Billy..... 1973-78
 Nossek, Joe..... 1966-67, 69
 Noyes, Win..... 1917, 19
 Nuñez, Edwin..... 1993-94
 Nuñez, Renato..... 2016-17
 Nuxhall, Joe..... 1961

O

O'Brien, Charlie..... 1985
 O'Donoghue, John..... 1963-65
 O'Flaherty, Eric..... 2014-15
 O'Neill, Harry..... 1922-23
 O'Neill, Harry..... 1939
 Odom, Blue Moon..... 1964-75
 Ogden, Carly..... 1922-24
 Oglesby, Jim..... 1936
 Okajima, Hideki..... 2013
 Oldring, Rube..... 1906-16, 18
 Olivares, Omar..... 1999-00
 Olson, Matt..... 2016-17
 Ontiveros, Steve..... 1985-88,
 94-95
 Oquist, Mike..... 1997-99
 Orr, Billy..... 1913-14
 Ortiz, Jose..... 2000-01
 Ortiz, Roberto..... 1950
 Orwoll, Ossie..... 1928-29
 Osinski, Dan..... 1962
 Osteen, Darrell..... 1970
 Oster, Bill..... 1954
 Otero, Dan..... 2013-15
 Otto, Dave..... 1987-90
 Outman, Josh..... 2008-09, 11
 Overton, Dillon..... 2016
 Owchinko, Bob..... 1981-82
 Owens, Jack..... 1935
 Ozmer, Doc..... 1923

P

Page, Mitchell..... 1977-83
 Page, Sam..... 1939
 Pagliaroni, Jim..... 1968-69
 Paige, Satchel..... 1965
 Palmer, Eddie..... 1917
 Palmisano, Joe..... 1931
 Panther, Jim..... 1971
 Paquette, Craig..... 1993-95
 Parisse, Tony..... 1943-44
 Parker, Ace..... 1937-38
 Parker, Dave..... 1988-89
 Parker, Jarrod..... 2012-13
 Parmelee, Roy..... 1939
 Parnham, Rube..... 1916-17
 Parrett, Jeff..... 1992
 Parrino, Andy..... 2013-15
 Parsons, Bill..... 1974
 Pate, Joe..... 1926-27
 Patterson, Daryl..... 1971
 Patterson, Eric..... 2008-10

Patterson, Mike..... 1981
 Patton, Bill..... 1935
 Payton, Jay..... 2005-06
 Peck, Hal..... 1944-46
 Peerson, Jack..... 1935-36
 Pepper, Monte..... 1913
 Pena, Carlos..... 2002
 Pena, Orlando..... 1962-65
 Pena, Roberto..... 1970
 Pennington, Cliff..... 2008-12
 Pennock, Herb..... 1912-15
 Pepper, Bob..... 1915
 Perez, Antonio..... 2006
 Perez, Marty..... 1977-78
 Perkins, Charlie..... 1930
 Perkins, Cy..... 1915, 17-30
 Perry, Jim..... 1975
 Perry, Scott..... 1918-21
 Peters, Rick..... 1983, 86
 Peters, Rusty..... 1936-38
 Peterson, Jim..... 1931, 33
 Peterson, Shane..... 2013
 Petit, Gregorio..... 2008-09
 Pfister, Dan..... 1961-64
 Phegley, Josh..... 2015-17
 Phelps, Ken..... 1989-90
 Phillely, Dave..... 1951-53
 Phillips, Tony..... 1982-89, 99
 Phoenix, Steve..... 1994-95
 Piatt, Adam..... 2000-03
 Piatt, Wiley..... 1901
 Piazza, Mike..... 2007
 Picciolo, Rob..... 1977-82, 85
 Picinich, Val..... 1916-17
 Pick, Charlie..... 1916
 Pickering, Ollie..... 1903-04
 Pierce, Tony..... 1967-68
 Pierson, William..... 1918-19, 24
 Pignatano, Joe..... 1961
 Pilarcik, Al..... 1956, 61
 Pillion, Squiz..... 1915
 Pina, Horacio..... 1973
 Pinder, Chad..... 2016-17
 Pinnance, Ed..... 1903
 Pippen, Cotton..... 1939
 Pisoni, Jim..... 1956-57
 Pitts, Gaylen..... 1974-75
 Pizarro, Juan..... 1969
 Plank, Eddie..... 1901-14
 Plantier, Phil..... 1996
 Plarski, Don..... 1955
 Pless, Rance..... 1956
 Plouffe, Trevor..... 2017
 Plunk, Eric..... 1986-89
 Polonia, Luis..... 1987-89
 Pomeranz, Drew..... 2014-15
 Poole, Jim..... 1925-27
 Poole, Ray..... 1941, 47
 Porter, Bo..... 2000
 Porter, Odie..... 1902
 Portocarrero, Arnie..... 1954-57
 Posada, Leo..... 1960-62
 Potter, Nels..... 1938-41, 48
 Powell, Boog..... 2017
 Powell, Landon..... 2009-11
 Power, Vic..... 1954-58
 Powers, Doc..... 1901-09

Powers, Ike..... 1927-28
 Prescott, Bobby..... 1961
 Pridie, Jason..... 2015
 Prieto, Ariel..... 1995-98, 00
 Pruett, Jim..... 1944-45
 Puccinelli, George..... 1936
 Punte, Nick..... 2014
 Purto, David..... 2011
 Putnam, Danny..... 2007

Q

Quinn, Jack..... 1925-30
 Quinn, Tad..... 1902-03
 Quinones, Luis..... 1983
 Quirk, Jamie..... 1989-92

R

Raczka, Mike..... 1992
 Raether, Hal..... 1954, 57
 Raines, Tim..... 1999
 Rainey, Chuck..... 1984
 Rakow, Ed..... 1961-63
 Ramirez, Edwar..... 2010
 Ramirez, Erasmo..... 2007
 Ramirez, Milt..... 1979
 Randolph, Willie..... 1990
 Raschi, Vic..... 1955
 Rath, Morrie..... 1909-10
 Ratliff, Jon..... 2000
 Ray, Carl..... 1915-16
 Ready, Randy..... 1992
 Reames, Britt..... 2005
 Recker, Anthony..... 2011-12
 Reddick, Josh..... 2012-16
 Redman, Mark..... 2004
 Reed, Howie..... 1958-60
 Reineke, Chad..... 2009
 Reiss, Al..... 1932
 Reninger, Jim..... 1938-39
 Renko, Steve..... 1978
 Renna, Bill..... 1954-56
 Repoz, Roger..... 1966-67
 Resop, Chris..... 2013
 Rettig, Otto..... 1922
 Revenig, Todd..... 1992
 Revering, Dave..... 1978-81
 Reyes, Carlos..... 1994-97
 Reynolds, Tommie..... 1963-65,
 69
 Rhodes, Arthur..... 2004
 Rhodes, Gordon..... 1936
 Richards, Paul..... 1935
 Richardson, Jack..... 1915-16
 Richardson, Ken..... 1942
 Richmond, Don..... 1941, 46-47
 Riconda, Harry..... 1923-24
 Rigby, Brad..... 1997, 99
 Righetti, Dave..... 1994
 Rijo, Jose..... 1985-87
 Riles, Ernest..... 1991
 Rincon, Ricardo..... 2002-05
 Rinker, Bob..... 1950
 Ripple, Jimmy..... 1943
 Rivera, Jim..... 1961
 Roberts, Bip..... 1998
 Roberts, Ray..... 1919
 Robertson, Connor..... 2007

Athletics All-Time Roster, continued

Robertson, Jim.....	1954-55	Saunders, Rusty.....	1927	Singleton, Chris.....	2003	Straily, Dan.....	2012-14
Robertson, Sherry.....	1952	Sauveur, Rich.....	2000	Sizemore, Scott.....	2011, 13	Strand, Paul.....	1924
Robinson, Bruce.....	1978	Savage, Bob.....	1942, 46-48	Skaff, Frank.....	1943	Street, Huston.....	2005-08
Robinson, Eddie.....	1953, 56	Savery, Joe.....	2014	Skizas, Lou.....	1956-57	Strunk, Amos.....	1908-17, 19-20, 24
Robinson, Floyd.....	1968	Sax, Steve.....	1994	Slappey, John.....	1920	Sturdivant, Tom.....	1959, 63-64
Rocheffort, Ben.....	1914	Schaefer, Jeff.....	1994	Slaughter, Enos.....	1955-56	Sturgis, Dean.....	1914
Rodriguez, Fernando.....	2014-16	Schang, Wally.....	1913-17, 30	Sleater, Lou.....	1955	Styles, Lena.....	1919-21
Rodriguez, Henry.....	2009-10	Schauer, Ruben.....	1917	Slusarski, Joe.....	1991-93	Suarez, Ken.....	1966-67
Rodriguez, Rick.....	1986-87	Scheer, Heinie.....	1922-23	Small, Aaron.....	1996-98	Suder, Pete.....	1941-43, 46-55
Rodriguez, Roberto.....	1967, 70	Scheib, Carl.....	1943-45, 47-54	Small, Jim.....	1958	Sullivan, Haywood.....	1961-63
Roettger, Oscar.....	1932	Schelle, Jim.....	1939	Smith, Chad.....	2015	Sullivan, Jim.....	1921-22
Rogers, Kenny.....	1998-99	Schillings, Red.....	1922	Smith, Chris.....	2016-17	Summa, Homer.....	1929-30
Rogers, Tom.....	1919	Schiltzer, Biff.....	1908-09	Smith, Dave.....	1938-39	Summers, Champ.....	1974
Roland, Jim.....	1969-72	Schreckengost, Ossee.....	1902-08	Smith, Eddie.....	1936-39	Surrkamp, Eric.....	2016
Romberger, Dutch.....	1954	Schumann, Hack.....	1906	Smith, Greg.....	2008	Sutton, Don.....	1985
Rommel, Eddie.....	1920-32	Schuster, Patrick.....	2016	Smith, Hal.....	1956-59	Sutton, Larry.....	2002
Roney, Matt.....	2006	Schwartz, Randy.....	1965-66	Smith, Harry.....	1901	Suzuki, Kurt.....	2007-12, 13
Roof, Phil.....	1966-69	Schypinski, Jerry.....	1955	Smith, Josh.....	2017	Sveum, Dale.....	1993
Rosales, Adam.....	2010-13, 17	Scott, Dick.....	1989	Smith, Mark.....	1983	Sweeney, Buck.....	1914
Rosar, Buddy.....	1945-49	Scott, Rodney.....	1977	Smith, Mayo.....	1945	Sweeney, Mike.....	2008
Rosario, Santiago.....	1965	Scott, Rodney.....	1977	Smith, Red.....	1925	Sweeney, Ryan.....	2008-11
Rose, Mike.....	2004	Scribner, Evan.....	2012-15	Smith, Seth.....	2012-13	Swift, Bob.....	1942-43
Rosenthal, Larry.....	1944-45	Scutaro, Marco.....	2004-07	Smith, Syd.....	1908	Swisher, Nick.....	2004-07
Ross, Buck.....	1936-41	Segui, Diego.....	1962-68, 70-72	Smithberg, Roger.....	1993-94		
Ross, Cody.....	2015	Seibold, Socks.....	1915-17, 19	Smolinski, Jake.....	2015-17	T	
Ross, Tyson.....	2010-12	Seitzer, Kevin.....	1993	Snelling, Chris.....	2007	Tabb, Jerry.....	1977-78
Roth, Braggo.....	1919	Semien, Marcus.....	2015-17	Snyder, Bernie.....	1935	Taff, John.....	1913
Rothrock, Jack.....	1937	Service, Scott.....	2000	Snyder, Brian.....	1989	Talbot, Fred.....	1965-66, 69-70
Rouse, Mike.....	2006	Sexton, Jimmy.....	1981-82	Snyder, Russ.....	1959-60	Talton, Tim.....	1966-67
Rowe, Harland.....	1916	Seybold, Socks.....	1901-08	Sogard, Eric.....	2010-15	Tam, Jeff.....	2000-02
Rowland, Chuck.....	1923	Shamsky, Art.....	1972	Sorensen, Lary.....	1984	Tartabull, Danny.....	1995
Roy, Emil.....	1933	Shanner, Bill.....	1920	Sosa, Elias.....	1978	Tartabull, Jose.....	1962-66, 69-70
Rozek, Dick.....	1953-54	Shannon, Red.....	1917-21	Soto, Geovany.....	2014	Taylor, Arlas.....	1921
Rubeling, Al.....	1940-41	Shantz, Billy.....	1954-55	Souza, Mark.....	1980	Taylor, Billy.....	1994, 96-99
Rudi, Joe.....	1967-76, 82	Shantz, Bobby.....	1949-56	Sparks, Steve.....	2003	Taylor, Harry.....	1957
Rullo, Joe.....	1943-44	Sharman, Ralph.....	1917	Speaker, Tris.....	1928	Taylor, Joe.....	1954
Russell, Jeff.....	1992	Shaughnessy, Shag.....	1908	Spencer, Jim.....	1981-82	Taylor, Michael.....	2011-13
Russell, Lefty.....	1910-12	Shaver, Jeff.....	1988	Sperry, Stan.....	1938	Tejada, Miguel.....	1997-03
Rutner, Mickey.....	1947	Shaw, Bob.....	1961	Spicer, Bob.....	1955-56	Telgheder, Dave.....	1996-98
Ryan, Rob.....	2001	Shaw, Don.....	1972	Spiezio, Scott.....	1996-99	Tellmann, Tom.....	1985
Rzepczynski, Marc.....	2016	Shaw, Don.....	1972	Sprague, Ed.....	1968-69	Tenace, Gene.....	1969-76
		Shawkey, Bob.....	1913-15	Sprague, Ed.....	1998	Terry, Ralph.....	1957-59, 66
S		Shea, Red.....	1918	Springer, Russ.....	2009	Terwilliger, Wayne.....	1959-60
Saarloos, Kirk.....	2004-06, 08	Shean, Dave.....	1906	Stafford, Bill.....	1966-67	Tettleton, Mickey.....	1984-87
Saenz, Olmedo.....	1999-02	Sheehan, Tom.....	1915-16	Staggs, Steve.....	1978	Thies, Dave.....	1963
Saffell, Tom.....	1955	Sheets, Ben.....	2010	Stahl, Larry.....	1964-66	Thomas, Bud.....	1937-39
Sain, Johnny.....	1955	Sheldon, Rollie.....	1965-66	Stainback, Tuck.....	1946	Thomas, Charles.....	2005
Sakata, Lenn.....	1986	Sheldon, Scott.....	1997	Stairs, Matt.....	1996-00	Thomas, Frank.....	2006, 08
Salmon, Roger.....	1912	Sherling, Ed.....	1924	Staley, Gerry.....	1961	Thomas, Fred.....	1919-20
Salve, Gus.....	1908	Sherman, Joe.....	1915	Staller, George.....	1943	Thomas, Ira.....	1909-15
Samarzija, Jeff.....	2014	Shirley, Tex.....	1941-42	Stanley, Fred.....	1981-82	Thomas, Kite.....	1952-53
Samcoff, Ed.....	1951	Shoemaker, Charlie.....	1961-62, 64	Stanley, Mike.....	2000	Thomasson, Gary.....	1978
Sanchez, Alejandro.....	1987	Shores, Bill.....	1928-31	Steelman, Farmer.....	1901-02	Thompson, Harry.....	1919
Sanders, John.....	1965	Shore, Eric.....	1991	Stein, Blake.....	1998-99	Thompson, Kevin.....	2007
Sanders, Ken.....	1964, 66, 68	Shover, Eric.....	1991	Stein, Irv.....	1932	Thompson, Rich.....	2012
Sanderson, Scott.....	1990	Siebern, Norm.....	1960-63	Steinbach, Terry.....	1986-96	Thompson, Shag.....	1914-16
Sands, Charlie.....	1975	Siebert, Dick.....	1938-45	Stellbauer, Bill.....	1916	Thompson, Tim.....	1956-57
Sandt, Tommy.....	1975-76	Siebert, Sonny.....	1975	Stephens, Gene.....	1961-62	Thrasher, Buck.....	1916-17
Sanford, Jack.....	1967	Sierra, Ruben.....	1992-95	Stewart, Bill.....	1955	Throneberry, Marv.....	1960-61
Sanguillen, Manny.....	1977	Sigafoos, Frank.....	1926	Stewart, Dave.....	1986-92, 95	Tillman, Rusty.....	1986
Santangelo, F.P.....	2001	Sima, Al.....	1954	Stewart, Shannon.....	2007	Tipton, Eric.....	1939-41
Santiago, Jose.....	1956	Simmons, Al.....	1924-32, 40-41, 44	Stock, Wes.....	1964-67	Tipton, Joe.....	1950-52
Santiago, Jose.....	1963-65	Simpson, Harry.....	1955-59	Stokes, Art.....	1925	Tobin, Pat.....	1941
Sauerbeck, Scott.....	2006	Sinatra, Matt.....	1987-88	Stone, Ron.....	1966		
				Stottlemyre, Todd.....	1995		

Todd, Jim.....	1975-76, 79	Virgil, Ozzie.....	1961	Wendelken, J.B.....	2016	Wolf, Lefty.....	1921
Todt, Phil.....	1931	Vizcaino, Luis.....	1999-01	Wendle, Joey.....	2016-17	Wolf, Ross.....	2010
Tolleson, Steve.....	2010	Vogt, Stephen.....	2013-17	Wengert, Don.....	1995-97	Wolfe, Chuck.....	1923
Tomanek, Dick.....	1958-59	Voigt, Jack.....	1998	Werber, Billy.....	1937-38	Wolff, Roger.....	1941-43
Tomberlin, Andy.....	1995	Von Ohlen, Dave.....	1986-87	Wetzel, Buzz.....	1927	Womack, Dooley.....	1970
Tomko, Brett.....	2009	Vosberg, Ed.....	1994	Wheat, Lee.....	1954-55	Wood, Doc.....	1923
Tompkins, Ron.....	1965	Voss, Bill.....	1972	Wheat, Zack.....	1927	Wood, Jason.....	1998
Toppin, Rupe.....	1962	W		Wheaton, Woody.....	1943-44	Wood, Mike.....	2003
Torrealba, Pablo.....	1977	Waddell, Rube.....	1902-07	White, Don.....	1948-49	Woodard, Darrell.....	1978
Torrez, Mike.....	1976-77, 84	Wagner, Hal.....	1937-44	White, Jo-Jo.....	1943-44	Woods, Gary.....	1976
Tovar, Cesar.....	1975-76	Wagner, Mark.....	1984	Whittaker, Walt.....	1916	Worden, Fred.....	1914
Treinen, Blake.....	2017	Wagner, Neil.....	2011	Wickersham, Dave.....	1960-63	Worrell, Tim.....	1998-99
Trice, Bob.....	1953-55	Wahl, Bobby.....	2017	Wilhelm, Spider.....	1953	Wortham, Rich.....	1983
Triggs, Andrew.....	2016-17	Wahl, Kermit.....	1950-51	Wilkins, Bobby.....	1944-45	Wright, Ed.....	1952
Trillo, Manny.....	1973-74	Walberg, Rube.....	1923-33	Willard, Jerry.....	1986-87	Wright, Taffy.....	1949
Trowbridge, Bob.....	1960	Walker, Frank.....	1920-21	Williams, Al.....	1937-38	Wuertz, Michael.....	2009-11
Trucks, Virgil.....	1957-58	Walker, Jerry.....	1961-62	Williams, Billy.....	1975-76	Wyatt, John.....	1961-66, 69
Tsitouris, John.....	1958-60	Walker, Johnny.....	1919-21	Williams, Dib.....	1930-35	Wyckoff, Weldon.....	1913-16
Turbeville, George.....	1935-37	Walker, Tilly.....	1918-23	Williams, Dick.....	1959-60	Wyse, Hank.....	1950-51
Turner, Terry.....	1919	Walker, Todd.....	2007	Williams, Don.....	1962		
Turner, Tink.....	1915	Walker, Tom.....	1902	Williams, Earl.....	1977	Y	
Tuttle, Bill.....	1958-61	Wallaea, Jack.....	1940, 42, 46	Williams, George.....	1964	Yabu, Keiichi.....	2005
Tyack, Jim.....	1943	Walling, Denny.....	1975-76	Williams, George.....	1995-97	Yankowski, George.....	1942
Tyrone, Jim.....	1977	Wallis, Joe.....	1978-79	Williams, Mark.....	1977	Yarrison, Rube.....	1922
		Walsh, Jimmy.....	1912-16	Williams, Marsh.....	1916	Yerkes, Carroll.....	1927-29
U		Walton, Bruce.....	1991-92	Willingham, Josh.....	2011	York, Lefty.....	1919
Umbarger, Jim.....	1977	Wambsgans, Bill.....	1926	Willis, Dale.....	1963	York, Rudy.....	1948
Underwood, Tom.....	1981-83	Ward, Preston.....	1958-59	Willis, Lefty.....	1925-27	Yoter, Elmer.....	1921
Upchurch, Woody.....	1935-36	Warren, Mike.....	1983-85	Wilshere, Whitey.....	1934-36	Young, Chris.....	2013
Upton, Bill.....	1954	Warstler, Rabbit.....	1934-36	Wilson, Bill.....	1954-55	Young, Curt.....	1983-91, 93
Urban, Jack.....	1957-58	Wasdin, John.....	1995-96	Wilson, Highball.....	1902	Young, Ernie.....	1994-97
		Washington, Claudell.....		Wilson, Jack.....	1934	Young, Matt.....	1989
V		Washington, Herb.....	1974-76	Wilson, Jim.....	1949	Young, Ralph.....	1922
Valdez, Cesar.....	2017	Washington, Herb.....	1974-75	Wilson, Tom.....	2001	Yount, Eddie.....	1937
Valdez, Mario.....	2000-01	Waslewski, Gary.....	1972	Wilson, Willie.....	1991-92		
Valencia, Danny.....	2015-16	Watlington, Neal.....	1953	Wiltse, Snake.....	1901-02	Z	
Valo, Elmer.....	1940-43, 46-56	Watson, Matt.....	2005, 10	Windhorn, Gordie.....	1962	Zachary, Tom.....	1918
Van Brabant, Ozzie.....	1954-55	Watson, Mule.....	1918-19	Windsor, Jason.....	2006	Zapustas, Joe.....	1933
Van Poppel, Todd.....	1991, 93-96	Weaver, Harry.....	1915-16	Wingo, Al.....	1919	Zernial, Gus.....	1951-57
Vaughan, Porter.....	1940-41, 46	Webb, Skeeter.....	1948	Wingo, Ed.....	1920	Ziegler, Brad.....	2008-11
Vaughn, Roy.....	1934	Webster, Ray.....	1967-69, 71	Winston, Hank.....	1933	Zinn, Jimmy.....	1919
Veach, Al.....	1935	Weeks, Jemile.....	2011-13	Wirth, Alan.....	1978-80	Zito, Barry.....	2000-06, 15
Velandia, Jorge.....	1998-00	Weiss, Walt.....	1987-92	Witasick, Jay.....	1996-98; 05-07	Zobrist, Ben.....	2015
Velarde, Randy.....	1999-00, 02	Welaj, Johnny.....	1943	Witmeyer, Ron.....	1991	Zoldak, Sam.....	1951-52
Venafro, Mike.....	2002	Welch, Bob.....	1988-94	Witt, Bobby.....	1992-94		
Venditte, Pat.....	2015	Welch, Frank.....	1919-26	Witt, Whitey.....	1916-17, 19-21		
Vickers, Rube.....	1907-09	Wellman, Bob.....	1948, 50	Wojciechowski, Steve.....	1995-97		
		Wells, Casper.....	2013	Wojcik, John.....	1962-64		

OAKLAND A'S TOP HITTING STREAKS

G	Player	Year	G	Player	Year	G	Player	Year
25	Jason Giambi.....	1997	17	Mark Ellis.....	2010-11	16	Billy Burns.....	2015
24	Miguel Tejada.....	2002		Terrence Long.....	2000		Mark Kotsay.....	2006
	Carney Lansford.....	1984		Jason Giambi.....	1998		Jermaine Dye.....	2001
22	Eric Byrnes.....	2003		Brent Gates.....	1995		Jason Giambi.....	1998
19	Jason Giambi.....	1996		Geronimo Berroa.....	1995		Gene Tenace.....	1975
	Carney Lansford.....	1989		Stan Javier.....	1994		Danny Cater.....	1969
	Carney Lansford.....	1983		Carney Lansford.....	1988			
18	Jason Giambi.....	1999		Luis Polonia.....	1987			
	Scott Spiezio.....	1998		Donnie Hill.....	1985			
	Mark McGwire.....	1995		Mike Edwards.....	1978			
				Joe Rudi.....	1972			
				Bert Campaneris.....	1972			

OAKLAND A'S COACHES

Adair, Jerry.....	1972-74	Hale, Chip.....	2012-14, 17	McNamara, John.....	1968-69	Scarsone, Steve.....	2017
Aldrete, Mike.....	2015-17	Hofman, Bob... 1969-70, 74-78		Metro, Charlie.....	1982	Schaefer, Bob.....	2007
Alejo, Bob.....	1996-97	Hoscheit, Vern.....	1969-74	Mitterwald, George...	1979-82	Schoendienst, Red.....	1977-78
Alston, Garvin.....	2017	Hudgens, Dave.....	1999, 03-05	Moore, Jackie.....	1981-84	Schueler, Ron.....	1983-84
Bosley, Thad.....	1999-03	Jackson, Reggie.....	1991	Monchak, Al.....	1976	Skaalen, Jim.....	2009-10
Boyer, Clete.....	1980-85	Jensen, Marcus.....	2015-17	Newman, Jeff.....	1986	Skinner, Joel.....	2011
Burleson, Rick.....	1991	Jones, Gary.....	1998	Noren, Irv.....	1971-74	Speier, Chris.....	2004
Bush, Darren.....	2013-17	Kotsay, Mark.....	2016-17	Nottle, Ed.....	1983	Stange, Lee.....	1977-79
Cluck, Bob.....	1996-97	Kusnyer, Art.....	1989-95	Paul, Mike.....	1987-88	Steverson, Todd.....	2009-10
Davis, Chili.....	2012-14	Lachemann, Rene.....	1987-92, 05-07	Perry, Gerald.....	2006, 11	Stock, Wes.....	1973-76, 84-86
DeFrancisco, Tony.....	2008	Lansford, Carney.....	1994-95	Peterson, Rick.....	1998-03	Van Burklee, Ty.....	2007-08
Didier, Bob.....	1984-86	Lau, Charlie.....	1970	Plaza, Ron.....	1986	Wakamatsu, Don.....	2008
DiMaggio, Joe.....	1968-69	Lefebvre, Jim... 1987-88, 94-95		Posedel, Bill.....	1968-72	Waller, Tye.....	2007-15
Dyer, Duffy.....	1996-98	Lollar, Sherm.....	1968-69	Prieto, Ariel.....	2012-14	Walling, Denny.....	1996-98
Duncan, Dave.....	1986-95	Lonnett, Joe.....	1976	Quade, Mike.....	2000-02	Walls, Lee.....	1979-82
Emerson, Scott.....	2015-17	Lumpe, Jerry.....	1971	Rader, Doug.....	1992	Washington, Ron.....	1996-06; 15-16
Ermer, Cal.....	1977	Luzinski, Greg.....	1993	Rettenmund, Merv....	1989-90	Watson, Bob.....	1986-88
Fischer, Brad.....	1996-07	Macha, Ken.....	1999-02	Reynolds, Tommie.....	1989-95	Williams, Billy.....	1983-85
Fowler, Art.....	1980-82	Maxvill, Dal.....	1975	Rodriguez, Rick.....	2011-12	Winkles, Bobby.....	1974-75
Francona, Terry.....	2003	McKay, Dave.....	1984-95	Romanick, Ron.....	2008-11	Young, Curt.....	2004-10; 12-17
Gallego, Mike.....	2009-15	McKeon, Jack.....	1978	Rudi, Joe.....	1986-87		
Geren, Bob.....	2003-06			Saul, Jim.....	1979		

MOST RECENT TRADES WITH EACH TEAM

Arizona	July 31, 2017	Acquired minor league P Jeferson Mejia for IF Adam Rosales
Atlanta	July 2, 2015	Acquired P Cody Martin for international bonus slot 53
Baltimore	Nov. 22, 2017	Acquired a PTBNL (minor league P Jake Bray on Dec. 19) for OF Jaycob Brugman
Boston	Aug. 23, 2017	Acquired minor league OF Rafael Rincones for OF Rajai Davis
Chicago-AL	Dec. 9, 2015	Acquired P J.B. Wendelken and minor league P Zack Erwin for IF Brett Lawrie
Chicago-NL	June 9, 2016	Acquired IF/OF Arismendy Alcántara for IF/OF Chris Coghlan
Cincinnati	Feb. 2, 2010	Acquired IF Adam Rosales and OF Willy Taveras for IF Aaron Miles and a player to be named later
Cleveland	Aug. 31, 2016	Acquired minor league P Colt Hynes for OF Coco Crisp and cash
Colorado	Aug. 16, 2017	Acquired P Sam Moll for a PTBNL or cash
Detroit	May 27, 2011	Acquired IF Scott Sizemore for P David Purcey
Florida	Dec. 16, 2003	Acquired P Mark Redman for P Mike Neu and minor league P Bill Murphy
Houston	Nov. 25, 2015	Acquired IF Jed Lowrie for minor league P Brendan McCurry
Kansas City	Jan. 29, 2018	Acquired P Ryan Buchter, DH Brandon Moss and cash for P Jesse Hahn and P Heath Fillmyer
Los Angeles-AL	April 23, 2017	Acquired OF Ryan LaMarre for a PTBNL or cash
Los Angeles-NL	Aug. 15, 2017	Acquired P Chris Hatcher for \$500,000 international bonus slot money
Milwaukee	Feb. 12, 2016	Acquired OF Khris Davis for minor league P Bubba Derby and minor league C Jacob Nottingham
Minnesota	July 31, 2014	Acquired OF Sam Fulw for P Tommy Milone
New York-AL	July 31, 2017	Acquired OF Dustin Fowler, IF Jorge Mateo and minor league P James Kaprielian for P Sonny Gray and \$1.5 million international bonus slot cash
New York-NL	Aug. 4, 2015	Acquired a PTBNL (minor league P Dawrin Frias, August 7, 2015) for P Eric O'Flaherty and cash
Philadelphia	July 17, 2008	Acquired IF Adrian Cardenas, P Josh Outman and OF Matt Spencer for P Joe Blanton
Pittsburgh	Nov. 23, 2014	Acquired IF Ike Davis and international bonus slot 86 for international bonus slot 27
St. Louis	Dec. 14, 2017	Acquired OF Stephen Piscotty for IF Yairo Muñoz and minor league IF Max Schrock
San Diego	Dec. 2, 2015	Acquired P Marc Rzepczynski and 1B Yonder Alonso for P Drew Pomeranz, P Jose Torres and a player to be named later (OF Jabari Blash on Dec. 10, 2015)
San Francisco	Dec. 4, 1990	Acquired OF Ernest Riles for OF Darren Lewis and minor league P Pedro Pena
Seattle	Nov. 15, 2017	Acquired P Emilio Pagan and minor league IF Alexander Campos for IF/DH Ryan Healy
Tampa Bay	Dec. 11, 2017	Acquired a PTBNL (minor league C Jonah Heim on Dec. 19) for IF Joey Wendle
Texas	Aug. 24, 2014	Acquired C Geovany Soto for cash
Toronto	Jan. 5, 2016	Acquired cash for P Arnold Leon, January 5, 2016
Washington	July 16, 2017	Acquired P Blake Treinen, minor league IF Sheldon Neuse and minor league P Jesus Luzardo for P Sean Doolittle and P Ryan Madson



**2017 AMERICAN LEAGUE
MOST VALUABLE PLAYER JOSE ALTUVE.**

OPPONENTS

BALTIMORE ORIOLES



American League East
 Oriole Park at Camden Yards
 333 W. Camden Street
 Baltimore, MD 21201
Switchboard: (410) 547-6100
Press Box: (410) 547-6257
Media Relations: (410) 547-6150
Media Relations FAX: (410) 547-6272

Chairman of the Board/Chief Executive Officer.....Peter Angelos
 Executive Vice President..... John Angelos
 Executive Vice President, Baseball Operations.....Dan Duquette
 Manager.....Buck Showalter
 1504-1402 (19 seasons)
 622-569 (8 seasons with Baltimore)
 Director, Public Relations Kristen Hudak (410) 547-6159
 Manager, Media Relations.....Jim Misudek (410) 547-6106
 Director, Team Travel.....Kevin Buck (410) 547-6075
 Stadium..... Oriole Park at Camden Yards
 Capacity / Opened45,971 / 1992

SERIES FACTS

Longest A's Winning Streak: 9, May 5, 2008-August 10, 2009
 Longest Orioles Winning Streak: 13, August 14, 1977-April 27, 1979
 Last A's Series Sweep at Oakland (3 games): May 27-29, 2011
 Last A's Series Sweep at Oakland (4 games): August 23-26, 2004
 Last A's Series Sweep at Baltimore (3 games): August 16-18, 2004
 Last A's Series Sweep at Baltimore (4 games): August 26-29, 2005
 Last Orioles Series Sweep at Oakland (3 games): August 15-17, 2005
 Last Orioles Series Sweep at Oakland (4 games): May 22-25, 1987
 Last Orioles Series Sweep at Baltimore (3 games): June 6-8, 2011
 Last Orioles Series Sweep at Baltimore (4 games): August 14-17, 2015
 Most Runs in a Game by Oakland: 15, August 30, 2001 (15-0)
 Most Runs in a Game by Baltimore: 18 (twice), last: August 16, 2015 (18-2)
 Widest Margin of Victory by Oakland: 15, August 30, 2001 (15-0)
 Widest Margin of Victory by Baltimore: 16, August 16, 2015 (18-2)

SERIES BREAKDOWN

	W	L	PCT.
PHI vs. Brewers (1901)	14	6	.700
PHI vs. Browns (1902-53)	606	513	.542
PHI vs. Orioles (1954)	12	10	.545
KC vs. Orioles (1955-67)	104	151	.408
OAK vs. Orioles (1968-2017)	263	265	.498
Totals	999	945	.514
at the Coliseum	133	135	.496
at Camden Yards	63	56	.529

2018 SCHEDULE

Dates	Site	Times
May 4-6	OAK	7:05, 6:05, 1:05
September 11-13	BAL	4:05, 4:05, 4:05

2017 RECAP

Date	H-A	W-L	Score	Winner	Loser
8/10	H	L	2-7	Miley	C. Smith
8/11	H	W	5-4	Casilla	Brach
8/12	H	L	5-12	Bundy	Manaea
8/13	H	W	9-3	Graveman	Hellickson
8/21	A	L	3-7	Miley	C. Smith
8/22	A	W	6-4	Castro	Jimenez
8/23	A	L	7-8 (12)	Castro	Castro
Totals	3-4	37-45			

YEAR-BY-YEAR SERIES RESULTS

Year	Home	Road	Totals	Year	Home	Road	Totals	Year	Home	Road	Totals
1968	6-4	3-5	9-9	1985	3-3	2-4	5-7	2002	1-2	4-2	5-4
1969	3-3	1-5	4-8	1986	5-3	2-2	7-5	2003	6-0	1-2	7-2
1970	3-3	2-4	5-7	1987	2-4	3-3	5-7	2004	4-0	3-0	7-0
1971	2-4	2-3	4-7	1988	4-2	4-2	8-4	2005	0-3	6-1	6-4
1972	1-5	5-1	6-6	1989	5-1	2-4	7-5	2006	2-1	2-1	4-2
1973	3-3	4-2	7-5	1990	3-3	5-1	8-4	2007	1-2	3-2	4-4
1974	2-4	4-2	6-6	1991	4-2	5-1	9-3	2008	3-0	2-0	5-0
1975	5-1	3-3	8-4	1992	1-5	5-1	6-6	2009	3-0	2-1	5-1
1976	4-2	4-2	8-4	1993	1-5	1-5	2-10	2010	3-1	4-2	7-3
1977	0-5	2-3	2-8	1994	3-3	2-4	5-7	2011	5-1	0-3	5-4
1978	0-6	0-5	0-11	1995	3-3	4-2	7-5	2012	2-1	3-3	5-4
1979	2-4	2-4	4-8	1996	2-5	2-4	4-9	2013	1-3	1-2	2-5
1980	2-4	3-3	5-7	1997	1-5	2-3	3-8	2014	2-1	2-1	4-2
1981	3-3	2-4	5-7	1998	1-4	2-4	3-8	2015	1-2	0-4	1-6
1982	3-3	2-4	5-7	1999	4-2	3-3	7-5	2016	3-1	1-2	4-3
1983	3-3	1-5	4-8	2000	4-2	4-2	8-4	2017	2-2	1-2	3-4
1984	2-4	4-2	6-6	2001	4-2	3-0	7-2	Totals	133-135	130-130	263-265

BOSTON RED SOX



American League East
 Fenway Park
 4 Yawkey Way
 Boston, MA 02215-3496
 Switchboard: (617) 226-6000
 Press Box: (617) 226-6732
 Media Relations: (617) 226-6613
 Media Relations FAX: (617) 226-6613

Principal Owner John Henry
 Chairman Tom Werner
 President/CEO Sam Kennedy
 President, Baseball Operations Dave Dombrowski
 Manager Alex Cora
 0-0 (1st season as manager)
 Senior Director, Media Relations Kevin Gregg (617) 226-6759
 Senior Manager, Media Relations Abby Murphy (617) 226-6214
 Senior Director, Team Travel Jack McCormick (617) 226-6747
 Stadium Fenway Park
 Capacity / Opened 37,555 (night); 37,305 (day) / 1912

SERIES FACTS

Longest A's Winning Streak: 8, May 1-September 2, 2012
 Longest Red Sox Winning Streak: 11, July 10, 1993-April 28, 1994
 Last A's Series Sweep at Oakland (3 games): August 31-Sept. 2, 2012
 Last A's Series Sweep at Oakland (4 games): None
 Last A's Series Sweep at Boston (3 games): September 3-5, 1990
 Last A's Series Sweep at Boston (4 games): August 10-12, 1971
 Last Red Sox Series Sweep at Oakland (3 games): September 6-8, 2004
 Last Red Sox Series Sweep at Oakland (4 games): August 4-7, 1977
 Last Red Sox Series Sweep at Boston (3 games): May 9-11, 2016
 Last Red Sox Series Sweep at Boston (4 games): July 22-25, 1993
 Most Runs in a Game by Oakland: 21, June 14, 1969 (21-7)
 Most Runs in a Game by Boston: 16 (three times), last: September 2, 2016 (16-2)
 Widest Margin of Victory by Oakland: 18, August 31, 2012 (20-2)
 Widest Margin of Victory by Boston: 14, September 2, 2016 (16-2)

SERIES BREAKDOWN

	W	L	PCT.
PHI vs. Red Sox (1901-54)	533	632	.458
KC vs. Red Sox (1955-67)	109	149	.422
OAK vs. Red Sox (1968-2017)	240	294	.449
Totals	882	1075	.451
at the Coliseum	145	121	.545
at Fenway Park (since 1968)	94	172	.353

2018 SCHEDULE

Dates	Site	Times
April 20-22	OAK	7:05, 6:05, 1:05
May 14-16	BOS	4:10, 4:10, 4:10

2017 RECAP

Date	H-A	W-L	Score	Winner	Losers
5/18	H	W	8-3	Gray	Velazquez
5/19	H	W	3-2	Dull	Hembree
5/20	H	W	8-3	Manaea	Taylor
5/21	H	L	3-12	Rodriguez	Triggs
9/12	A	L	1-11	Rodriguez	Manaea
9/13	A	W	7-3	Cotton	Fister
9/14	A	L	2-6	Pomeranz	Gossett
Totals		4-3	32-40		

YEAR-BY-YEAR SERIES RESULTS

Year	Home	Road	Totals	Year	Home	Road	Totals	Year	Home	Road	Totals
1968	6-3	4-5	10-8	1986	3-3	2-4	5-7	2004	0-3	1-5	1-8
1969	4-2	4-2	8-4	1987	5-1	3-3	8-4	2005	2-1	2-5	4-6
1970	4-2	1-5	5-7	1988	6-0	3-3	9-3	2006	4-2	3-1	7-3
1971	4-2	5-1	9-3	1989	4-2	1-5	5-7	2007	3-1	1-3	4-4
1972	1-5	2-4	3-9	1990	4-2	4-2	8-4	2008	4-3*	0-3	4-6
1973	3-3	5-1	8-4	1991	2-4	2-4	4-8	2009	2-1	3-4	5-5
1974	2-4	2-4	4-8	1992	4-2	3-3	7-5	2010	4-2	1-2	5-4
1975	4-2	2-4	6-6	1993	2-4	1-5	3-9	2011	1-1	1-5	2-6
1976	5-1	3-3	8-4	1994	1-5	2-4	3-9	2012	6-0	2-1	8-1
1977	2-4	1-4	3-8	1995	2-5	2-3	4-8	2013	2-1	1-2	3-3
1978	3-2	2-3	5-5	1996	4-2	1-6	5-8	2014	3-1	1-2	4-3
1979	2-4	1-5	3-9	1997	3-3	1-4	4-7	2015	1-2	0-3	1-5
1980	2-4	1-5	3-9	1998	1-4	1-5	2-9	2016	1-2	0-3	1-5
1981	4-2	1-5	5-7	1999	4-2	2-2	6-4	2017	3-1	1-2	4-3
1982	4-2	0-6	4-8	2000	2-2	3-3	5-5	Totals	146-122*	94-172	240-294
1983	2-4	2-4	4-8	2001	4-2	1-2	5-4				
1984	3-3	2-4	5-7	2002	0-3	3-3	3-6				
1985	2-4	2-4	4-8	2003	2-2	2-1	4-3				

*includes 1-1 in Tokyo, Japan

OPPONENTS

CHICAGO WHITE SOX



American League Central
Guaranteed Rate Field
333 West 35th Street
Chicago, IL 60616

Switchboard: (312) 674-1000

Press Box: (312) 674-5190

Media Relations: (312) 674-5300

Media Relations FAX: (312) 674-5847

ChairmanJerry Reinsdorf
Senior Vice President/General Manager.....Rick Hahn
ManagerRick Renteria

140-184 (2 seasons)

67-95 (1 season with Chicago-AL)

Senior Vice President, CommunicationsScott Reifert (312) 674-5302

Senior Director, Media Relations.....Bob Beghtol (312) 674-5303

Assistant Director, Media RelationsRay Garcia (312) 674-5306

Director of Team TravelEd Cassin (312) 674-5296

Stadium.....Guaranteed Rate Field

Capacity / Opened40,615 / 1991

SERIES FACTS

Longest A's Winning Streak: 11, June 20-September 7, 1970

Longest White Sox Winning Streak: 9, August 1, 1996-August 5, 1997

Last A's Series Sweep at Oakland (3 games): May 31-June 2, 2013

Last A's Series Sweep at Oakland (4 games): August 5-8, 1999

Last A's Series Sweep at Chicago (3 games): June 23-25, 2017

Last A's Series Sweep at Chicago (4 games): May 22-24, 1970

Last White Sox Series Sweep at Oakland (3 games): May 15-17, 2015

Last White Sox Series Sweep at Oakland (4 games): Sept. 24-27, 1987

Last White Sox Series Sweep at Chicago (3 games): May 22-24, 2006

Last White Sox Series Sweep at Chicago (4 games): May 8-11, 1997

Most Runs in a Game by Oakland: 17, September 15, 2015 (17-6)

Most Runs in a Game by Chicago: 17 (twice), last: Sept. 23, 1992 (17-6)

Widest Margin of Victory by Oakland: 15, April 27, 2002 (16-1)

Widest Margin of Victory by Chicago: 16, October 3, 1987 (17-1)

SERIES BREAKDOWN

	W	L	PCT.
PHI vs. White Sox (1901-54)	585	589	.498
KC vs. White Sox (1955-67)	92	166	.357
OAK vs. White Sox (1968-2017)	307	287	.517
Totals	984	1042	.486
at the Coliseum	161	138	.538
at Guaranteed Rate Field	64	61	.512

2018 SCHEDULE

Dates	Site	Times
April 16-18	OAK	7:05, 7:05, 12:35
June 21-24	CWS	5:10, 5:10, 11:10, 11:10

2017 RECAP

Date	H-A	W-L	Score	Winner	Loser
6/23	A	W	3-0	Cotton	Pelfrey
6/24	A	W	10-2	Gossett	Shields
6/25	A	W	5-3	Gray	Kahnle
7/3	H	L	2-7	Rodon	Cotton
7/4	H	W	7-6	Casilla	Kahnle
7/5	H	W	7-4	Gray	Pelfrey
Totals		5-1	34-22		

YEAR-BY-YEAR SERIES RESULTS

Year	Home	Road	Totals	Year	Home	Road	Totals	Year	Home	Road	Totals
1968	4-5	4-5	8-10	1985	3-4	2-4	5-8	2002	6-0	1-2	7-2
1969	6-3	4-5	10-8	1986	4-2	2-5	6-7	2003	2-1	3-3	5-4
1970	7-2	9-0	16-2	1987	3-4	1-5	4-9	2004	5-1	2-1	7-2
1971	1-8	6-3	7-11	1988	3-3	5-2	8-5	2005	4-2	3-0	7-2
1972	6-3	2-4	8-7	1989	4-3	4-2	8-5	2006	3-0	0-3	3-3
1973	6-3	6-3	12-6	1990	1-5	4-3	5-8	2007	4-2	1-2	5-4
1974	7-2	4-5	11-7	1991	4-3	2-4	6-7	2008	1-2	3-3	4-5
1975	6-3	3-6	9-9	1992	4-2	4-3	8-5	2009	1-2	4-2	5-4
1976	6-3	3-5	9-8	1993	3-4	3-3	6-7	2010	4-2	1-2	5-4
1977	3-5	2-5	5-10	1994	1-5	2-1	3-6	2011	1-2	3-4	4-6
1978	3-4	5-3	8-7	1995	3-3	2-4	5-7	2012	2-1	1-2	3-3
1979	3-4	1-5	4-9	1996	2-4	5-1	7-5	2013	3-0	2-2	5-2
1980	3-3	4-3	7-6	1997	1-4	2-4	3-8	2014	2-1	1-3	3-4
1981	2-5	4-2	6-7	1998	3-2	4-2	7-4	2015	0-3	2-2	2-5
1982	1-5	3-4	4-9	1999	4-0	3-3	7-3	2016	1-3	1-2	2-5
1983	4-3	1-5	5-8	2000	2-4	1-2	3-6	2017	2-1	3-0	5-1
1984	4-2	3-4	7-6	2001	3-0	5-1	8-1	Totals	161-138	146-149	307-287

CLEVELAND INDIANS



American League Central
 Progressive Field
 2401 Ontario Street
 Cleveland, OH 44115
Switchboard: (216) 420-4200
Press Box: (216) 420-4654
Media Relations: (216) 420-4380
Media Relations FAX: (216) 420-4430

Chairman & Chief Executive Officer.....Paul J. Dolan
President, Baseball Operations.....Chris Antonetti
General Manager.....Mike Chernoff
Manager.....Terry Francona
 1483-1260 (17 seasons)
 454-354 (5 seasons with Cleveland)
Director of Baseball Information.....Bart Swain (216) 420-4386
Asst. Director of Baseball Information.....Court Berry-Tripp (216) 420-4391
Director of Team Travel.....Mike Seghi (216) 420-4303
Stadium.....Progressive Field
Capacity / Opened.....35,051 / 1994

SERIES FACTS

Longest A's Winning Streak: 10, July 31, 1971-August 18, 1972
Longest Indians Winning Streak: 13, May 27, 1994-July 23, 1995
Last A's Series Sweep at Oakland (3 games): July 14-16, 2017
Last A's Series Sweep at Oakland (4 games): September 17-20, 2009
Last A's Series Sweep at Cleveland (3 games): May 16-18, 2014
Last A's Series Sweep at Cleveland (4 games): August 27-30, 2012
Last Indians Series Sweep at Oakland (3 games): April 10-12, 2000
Last Indians Series Sweep at Oakland (4 games): April 26-29, 1999
Last Indians Series Sweep at Cleveland (3 games): July 29-31, 2016
Last Indians Series Sweep at Cleveland (4 games): May 6-9, 2013
Most Runs in a Game by Oakland: 17, August 2, 2001 (17-4)
Most Runs in a Game by Cleveland: 20, May 4, 1991 (20-6)
Widest Margin of Victory by Oakland: 13, August 2, 2001 (17-4)
Widest Margin of Victory by Cleveland: 14, May 4, 1991 (20-6)

SERIES BREAKDOWN

	W	L	PCT.
PHI vs. Indians (1901-54)	529	642	.452
KC vs. Indians (1955-67)	106	151	.412
OAK vs. Indians (1968-2017)	274	239	.534
Totals	909	1032	.468
at the Coliseum	146	104	.584
at Progressive Field	43	66	.394

2018 SCHEDULE

Dates	Site	Times
June 29 – July 1	OAK	7:05, 1:05, 1:05
July 6-8	CLE	4:10, 1:10, 10:10

2017 RECAP

Date	H-A	W-L	Score	Winner	Loser
5/29	A	L	3-5	Carrasco	Mengden
5/30	A	L	4-9	Bauer	Gray
5/31	A	W	3-1	Manaea	Clevinger
6/1	A	L	0-8	Kluber	Cotton
7/14	H	W	5-0	Gray	Carrasco
7/15	H	W	5-3	Madson	Miller
7/16	H	W	7-3	Manaea	Bauer
Totals	4-3	27-29			

YEAR-BY-YEAR SERIES RESULTS

Year	Home	Road	Totals	Year	Home	Road	Totals	Year	Home	Road	Totals
1968	7-2	5-4	12-6	1985	5-1	4-2	9-3	2002	1-2	4-0	5-2
1969	3-3	4-2	7-5	1986	2-4	0-6	2-10	2003	5-1	1-2	6-3
1970	3-3	2-4	5-7	1987	4-2	4-2	8-4	2004	2-1	1-5	3-6
1971	4-2	4-2	8-4	1988	5-1	3-3	8-4	2005	2-1	1-5	3-6
1972	6-0	4-2	10-2	1989	4-2	6-0	10-2	2006	4-2	2-1	6-3
1973	5-1	4-2	9-3	1990	5-1	3-3	8-4	2007	2-1	2-5	4-6
1974	4-2	3-3	7-5	1991	3-3	4-2	7-5	2008	2-1	2-4	4-5
1975	5-1	5-1	10-2	1992	3-3	3-3	6-6	2009	4-0	1-2	5-2
1976	4-2	4-2	8-4	1993	2-4	2-4	4-8	2010	2-1	4-2	6-3
1977	1-4	2-3	3-7	1994	0-3	0-3	0-6	2011	1-2	1-3	2-5
1978	3-2	3-3	6-4	1995	0-3	0-4	0-7	2012	4-2	4-0	8-2
1979	3-3	1-5	4-8	1996	4-2	2-4	6-6	2013	2-1	0-4	2-5
1980	4-2	2-4	6-6	1997	2-3	2-4	4-7	2014	1-2	3-0	4-2
1981	1-1	1-2	2-3	1998	4-1	4-2	8-3	2015	2-2	2-1	4-3
1982	3-3	5-1	8-4	1999	1-5	1-5	2-10	2016	2-1	0-3	2-4
1983	1-5	4-2	5-7	2000	3-3	3-3	6-6	2017	3-0	1-3	4-3
1984	2-4	3-3	5-7	2001	1-3	2-1	3-4	Totals	146-104	128-135	274-239

OPPONENTS

DETROIT TIGERS



American League Central
Comerica Park
2100 Woodward Avenue
Detroit, MI 48201
Switchboard: (313) 471-2000
Press Box: (313) 471-2103, 2104
Media Relations: (313) 471-2000
Media Relations FAX: (313) 471-2138

President and CEO, Ilitch Holdings, Inc. Christopher Ilitch
Exec. Vice President, Baseball Operations & General Manager Al Avila
Manager Ron Gardenhire
1068-1039 (13 seasons)
0-0 (1st season with Detroit)
Director, Media Relations Chad Crunk (313) 471-2092
Coordinator, Media Relations Michele Wysocki (313) 471-2114
Director, Team Travel Brian Britten (313) 471-2276
Stadium Comerica Park
Capacity / Opened 41,083 / 2000

SERIES FACTS

Longest A's Winning Streak: 7, September 6, 1986-May 9, 1987
Longest Tigers Winning Streak: 7, September 14, 1997-August 14, 1998
Last A's Series Sweep at Oakland (3 games): June 2-4, 2008
Last A's Series Sweep at Oakland (4 games): None
Last A's Series Sweep at Detroit (3 games): September 18-20, 2017
Last A's Series Sweep at Detroit (4 games): August 3-6, 2001
Last Tigers Series Sweep at Oakland (3 games): None
Last Tigers Series Sweep at Oakland (4 games): None
Last Tigers Series Sweep at Detroit (3 games): June 30-July 2, 2014
Last Tigers Series Sweep at Detroit (4 games): August 10-12, 1965
Most Runs in a Game by Oakland: 16 (twice), last: Aug. 10, 2007 (16-10)
Most Runs in a Game by Detroit: 20, April 13, 1993 (20-4)
Widest Margin of Victory by Oakland: 12 (twice), last: June 19, 1999 (13-1)
Widest Margin of Victory by Detroit: 16, April 13, 1993 (20-4)

SERIES BREAKDOWN

	W	L	PCT.
PHI vs. Tigers (1901-54)	562	601	.483
KC vs. Tigers (1955-67)	106	152	.411
OAK vs. Tigers (1968-2017)	257	247	.510
Totals	925	1000	.481
at the Coliseum	142	111	.561
at Comerica Park	37	28	.569

2018 SCHEDULE

Dates	Site	Times
June 25-28	DET	12:10, 4:10, 4:10, 10:10
August 3-5	OAK	7:05, 6:05, 1:05

2017 RECAP

Date	H-A	W-L	Score	Winner	Loser
5/5	H	L	2-7	Fulmer	Triggs
5/6	H	W	6-5	Montas	Rodriguez
5/7	H	W	8-6	Casilla	Rodriguez
9/18	A	W	8-3	Hendriks	Farmer
9/19	A	W	9-8	Casilla	Wilson
9/20	A	W	3-2	Mengden	Sanchez
Totals	5-1	36-31			

YEAR-BY-YEAR SERIES RESULTS

Year	Home	Road	Totals	Year	Home	Road	Totals	Year	Home	Road	Totals
1968	3-6	2-7	5-13	1986	4-2	2-4	6-6	2004	3-3	2-1	5-4
1969	3-3	2-4	5-7	1987	4-2	3-3	7-5	2005	3-0	2-1	5-1
1970	3-3	3-3	6-6	1988	4-2	4-2	8-4	2006	3-3	1-2	4-5
1971	4-2	4-2	8-4	1989	4-2	4-2	8-4	2007	4-2	2-2	6-4
1972	4-2	4-2	8-4	1990	4-2	2-4	6-6	2008	3-0	3-3	6-3
1973	4-2	1-5	5-7	1991	4-2	4-2	8-4	2009	4-2	0-3	4-5
1974	3-3	4-2	7-5	1992	4-2	2-4	6-6	2010	0-2	3-1	3-3
1975	2-4	4-2	6-6	1993	3-3	1-5	4-8	2011	4-4	1-1	5-5
1976	4-2	2-4	6-6	1994	3-0	1-5	4-5	2012	2-2	1-2	3-4
1977	3-2	2-3	5-5	1995	2-0	1-2	3-2	2013	1-2	3-1	4-3
1978	2-3	2-3	4-6	1996	3-3*	5-1	8-4	2014	2-2	0-3	2-5
1979	2-4	3-3	5-7	1997	2-4	2-3	4-7	2015	1-2	3-0	4-2
1980	4-2	2-4	6-6	1998	3-3	1-4	4-7	2016	2-1	1-3	3-4
1981	2-1	0-0	2-1	1999	2-2	4-2	6-4	2017	2-1	3-0	5-1
1982	2-4	1-5	3-9	2000	3-3	1-3	4-6	Totals	144-113*	113-134	257-247
1983	4-2	2-4	6-6	2001	2-1	4-0	6-1				
1984	3-3	0-6	3-9	2002	3-1	3-0	6-1				
1985	2-4	2-4	4-8	2003	2-1	4-2	6-3				

*includes 2-2 in Las Vegas

HOUSTON ASTROS



American League West
Minute Maid Park
501 Crawford St.
Houston, TX 77002
Switchboard: (713) 259-8000
Press Box: (713) 259-8574
Media Relations: (713) 259-8900
Media Relations FAX: (713) 259-8025

Owner & Chairman.....Jim Crane
President, Business Operations.....Reid Ryan
General Manager.....Jeff Luhnow
Manager.....A.J. Hinch
360-338 (5 seasons)
271-215 (3 seasons with Houston)
Vice President, Media Relations.....Gene Dias (713) 259-8985
Senior Manager, Media Relations.....Steve Grande (713) 259-8990
Stadium.....Minute Maid Park
Capacity / Opened.....41,168 / 2000

SERIES FACTS

Longest A's Winning Streak: 12, June 13, 2007-July 22, 2013
Longest Astros Winning Streak: 10, July 20, 2016 to April 28, 2017
Last A's Series Sweep at Oakland (3 games): April 18-20, 2014
Last A's Series Sweep at Oakland (4 games): September 8-10, 2017
Last A's Series Sweep at Houston (3 games): May 24-26, 2013
Last A's Series Sweep at Houston (4 games): None
Last Astros Series Sweep at Oakland (3 games): September 19-21, 2016
Last Astros Series Sweep at Oakland (4 games): June 19-22, 2017
Last Astros Series Sweep at Houston (3 games): August 29-31, 2016
Last Astros Series Sweep at Houston (4 games): None
Most Runs in a Game by Oakland: 13, July 24, 2014 (13-1)
Most Runs in a Game by Houston: 12 (twice), last: June 22, 2017 (12-9)
Widest Margin of Victory by Oakland: 12, July 24, 2014 (13-1)
Widest Margin of Victory by Houston: 12, June 3, 2016 (12-2)

SERIES BREAKDOWN

	W	L	PCT.
OAK vs. Astros (2002-17)	53	48	.525
Totals	53	48	.525
at the Coliseum	29	22	.569
at Minute Maid Park	24	26	.480

2018 SCHEDULE

Dates	Site	Times
April 27-29	HOU	5:10, 4:10, 11:10
May 7-9	OAK	7:05, 7:05, 12:35
June 12-14	OAK	7:05, 7:05, 12:35
July 9-12	HOU	5:10, 5:10, 5:10, 11:10
August 17-19	OAK	7:05, 1:05, 1:05
August 27-29	HOU	5:10, 5:10, 11:10

2017 RECAP

Date	H-A	W-L	Score	Winner	Loser
4/14	H	L	2-7	Keuchel	Madson
4/15	H	L	6-10	Harris	Casilla
4/28	A	L	4-9	Morton	Cotton
4/29	A	W	2-1	Triggs	Musgrave
4/30	A	L	2-7	Keuchel	Hahn
6/19	H	L	1-4	Peacock	Gossett
6/20	H	L	4-8	Martes	Gray
6/21	H	L	1-5	Fiers	Manaea
6/22	H	L	9-12	Paulino	Hahn
6/27	A	W	6-4	Manaea	Fiers
6/28	A	L	8-11	Feliz	Hahn
6/29	A	L	1-6	Peacock	Gossett
8/18	A	L	1-3	Keuchel	Manaea
8/19	A	L	0-3	McHugh	Graveman
8/20	A	W	3-2	Cotton	Peacock
9/8	H	W	9-8	Treinen	Giles
9/9	H	W	11-1	Gossett	Morton
9/9	H	W	11-4	Hatcher	Devenski
9/10	H	W	10-2	Graveman	Keuchel
Totals		7-12	91-107		

YEAR-BY-YEAR SERIES RESULTS

Year	Home	Road	Totals	Year	Home	Road	Totals	Year	Home	Road	Totals
2002	3-0	0-0	3-0	2014	6-3	5-5	11-8	2017	4-6	3-6	7-12
2007	0-0	2-1	2-1	2015	5-5	4-5	9-10	Totals	29-22	24-26	53-48
2013	7-3	8-1	15-4	2016	4-5	2-8	6-13				

FRANCHISE FACTS

All-Time Record.....	8834-9322	West Division Championships.....	16
Philadelphia.....	3886-4248	Wild Card Championships.....	2
Kansas City.....	829-1224	Most Valuable Players.....	11
Oakland.....	4119-3823	Cy Young Award Winners.....	5
World Championships.....	9	Rookies of the Year.....	8
Philadelphia.....	5	Managers of the Year.....	3
Oakland.....	4	Hall of Famers.....	16
American League Championships.....	15		
Philadelphia.....	9		
Oakland.....	6		

KANSAS CITY ROYALS



American League Central
 Kauffman Stadium
 1 Royal Way
 Kansas City, MO 64129
 Switchboard: (816) 921-8000
 Press Box: (816) 504-4391, 4392
 Media Relations: (816) 504-4362, 4368, 4369
 Media Relations FAX: (816) 921-5775

Owner/Chief Executive Officer.....David Glass
 President.....Dan Glass
 Senior VP - Baseball Operations/General Manager.....Dayton Moore
 Manager.....Ned Yost
 1086-1134 (14 seasons)
 629-632 (8 seasons with Kansas City)
 Vice President, Communications and Broadcasting.....Mike Swanson
 (816) 504-4713
 Assistant Director, Communications.....Mike Cummings (816) 504-4368
 Senior Director, Team Travel and Clubhouse Operations.....Jeff Davenport
 (816) 504-4755
 Stadium.....Kauffman Stadium
 Capacity / Opened.....37,903 / 1973

SERIES FACTS

Longest A's Winning Streak: 10, May 31, 2003-May 23, 2004
 Longest Royals Winning Streak: 8, September 4, 1978-June 18, 1979
 Last A's Series Sweep at Oakland (3 games): May 17-19, 2013
 Last A's Series Sweep at Oakland (4 games): September 26-28, 1977
 Last A's Series Sweep at Kansas City (3 games): July 16-18, 2010
 Last A's Series Sweep at Kansas City (4 games): September 12-15, 2016
 Last Royals Series Sweep at Oakland (3 games): June 26-28, 2015
 Last Royals Series Sweep at Oakland (4 games): None
 Last Royals Series Sweep at Kansas City (3 games): Sept. 2-4, 2008
 Last Royals Series Sweep at Kansas City (4 games): August 1-4, 1994
 Most Runs in a Game by Oakland: 21, June 18, 2000 (21-3)
 Most Runs in a Game by Kansas City: 16 (seven times), last: September 14, 1998
 (16-6)
 Widest Margin of Victory by Oakland: 18, June 18, 2000 (21-3)
 Widest Margin of Victory by Kansas City: 16, June 25, 1984 (16-0)

SERIES BREAKDOWN

	W	L	PCT.
OAK vs. Royals (1969-2017)	317	263	.547
Total	317	263	.547
at the Coliseum	172	117	.595
at Kauffman Stadium	125	130	.490

2018 SCHEDULE

Dates	Site	Times
June 1-3	KC	5:15, 11:15, 11:15
June 7-10	OAK	7:05, 7:05, 1:05, 1:05

2017 RECAP

Date	H-A	W-L	Score	Winner	Loser
4/10	A	W	2-0	Cotton	Kennedy
4/12	A	W	8-3	Triggs	Hammel
4/13	A	L	1-3	Vargas	Hahn
8/14	H	L	2-6	Junis	Cotton
8/15	H	W	10-8	Teinen	Minor
8/16	H	L	6-7	Maurer	Teinen
Totals	3-3	29-27			

YEAR-BY-YEAR SERIES RESULTS

Year	Home	Road	Totals	Year	Home	Road	Totals	Year	Home	Road	Totals
1969	4-5	6-3	10-8	1986	2-4	3-4	5-8	2003	2-1	5-1	7-2
1970	7-2	4-5	11-7	1987	3-4	5-1	8-5	2004	4-2	3-0	7-2
1971	7-2	6-3	13-5	1988	2-4	3-4	5-8	2005	1-2	3-0	4-2
1972	7-2	4-5	11-7	1989	4-3	2-4	6-7	2006	1-2	4-2	5-4
1973	6-3	4-5	10-8	1990	5-1	4-3	9-4	2007	2-5	2-1	4-6
1974	7-2	3-6	10-8	1991	4-3	3-3	7-6	2008	3-3	0-3	3-6
1975	8-1	3-6	11-7	1992	5-1	4-3	9-4	2009	4-1	2-1	6-2
1976	5-4	4-5	9-9	1993	5-2	2-4	7-6	2010	2-1	4-2	6-3
1977	5-3	1-6	6-9	1994	1-2	2-5	3-7	2011	3-3	2-1	5-4
1978	3-4	2-6	5-10	1995	3-4	5-1	8-5	2012	2-1	2-4	4-5
1979	3-4	1-5	4-9	1996	5-1	2-4	7-5	2013	3-0	2-1	5-1
1980	4-2	3-4	7-6	1997	3-2	5-1	8-3	2014	1-2	1-3	2-5
1981	1-2	2-1	3-3	1998	3-3	1-4	4-7	2015	0-3	1-2	1-5
1982	3-3	3-4	6-7	1999	5-1	1-5	6-6	2016	2-1	4-0	6-1
1983	4-3	2-4	6-7	2000	3-3	5-1	8-4	2017	1-2	2-1	3-3
1984	4-2	4-3	8-5	2001	2-1	4-2	6-3	Totals	172-117	145-146	317-263
1985	3-4	2-4	5-8	2002	5-1	3-0	8-1				

LOS ANGELES ANGELS OF ANAHEIM



American League West
 Angel Stadium of Anaheim
 2000 Gene Autry Way
 Anaheim, CA 92806
Switchboard: (714) 940-2000
Press Box: (714) 940-2705
Media Relations: (714) 940-2014
Media Relations FAX: (714) 940-2205

Owner.....Carole and Arte Moreno
Chairman.....Dennis Kuhl
General Manager.....Billy Eppler
Manager.....Mike Scioscia
 1570-1346 (18 seasons)
 Tim Mead (714) 940-2003
Vice President, Communications.....Eric Kay (714) 940-2173
Director, Communications.....Tom Taylor (714) 940-2016
Traveling Secretary.....Angel Stadium
Stadium.....45,477 / 1966

SERIES FACTS

Longest A's Winning Streak: 10 (twice), last: April 26, 1991-April 20, 1992
Longest Angels Winning Streak: 12, Sept. 18, 1996-Sept. 17, 1997
Last A's Series Sweep at Oakland (3 games): May 30-June 1, 2014
Last A's Series Sweep at Oakland (4 games): April 18-20, 1980
Last A's Series Sweep at Los Angeles (3 games): April 9-11, 2013
Last A's Series Sweep at Los Angeles (4 games): October 4-7, 2001
Last Angels Series Sweep at Oakland (3 games): April 11-13, 2016
Last Angels Series Sweep at Oakland (4 games): July 10-13, 1997
Last Angels Series Sweep at Los Angeles (3 games): August 28-30, 2017
Last Angels Series Sweep at Los Angeles (4 games): August 28-31, 2014
Most Runs in a Game by Oakland: 18, June 27, 1996 (18-2)
Most Runs in a Game by Los Angeles: 17, July 4, 1979 (17-6)
Widest Margin of Victory by Oakland: 16, June 27, 1996 (18-2)
Widest Margin of Victory by Los Angeles: 13, April 21, 2015 (14-1)

SERIES BREAKDOWN

	W	L	PCT.
KC vs. Angels (1961-67)	49	77	.389
OAK vs. Angels (1968-2017)	428	366	.539
Totals	477	443	.518
at the Coliseum	223	172	.565
at Angel Stadium (since 1968)	205	194	.514

2018 SCHEDULE

Dates	Site	Times
March 29-April 1	OAK	1:05, 7:05, 1:05, 1:05
April 6-8	LAA	7:07, 6:07, 1:07
June 15-17	OAK	6:35, 1:05, 1:05
August 10-12	LAA	7:07, 6:07, 1:07
September 18-20	OAK	7:05, 7:05, 12:35
September 28-30	LAA	7:07, 6:07, 12:07

2017 RECAP

Date	H-A	W-L	Score	Winner	Losers
4/3	H	W	4-2	Graveman	Nolasco
4/4	H	L	6-7	Bailey	Dull
4/5	H	L	0-5	Ramirez	Cotton
4/6	H	W	5-1	Triggs	Skaggs
4/25	A	L	1-2	Pounders	Madson
4/26	A	L	5-8	Shoemaker	Manaea
4/27	A	L	1-2	Nolasco	Graveman
5/8	H	W	3-2	Hendriks	Guerra
5/9	H	L	3-7	Meyer	Cotton
5/10	H	W	3-1	Triggs	Chavez
8/4	A	L	6-8	Chavez	Coulombe
8/5	A	W	5-0	Blackburn	Skaggs
8/6	A	W	11-10	J. Smith	Norris
8/28	A	L	1-3	Heaney	Gossett
8/29	A	L	2-8	Chavez	C. Smith
8/30	A	L	8-10	Bedrosian	Hatcher
9/4	H	L	9-11	Salas	Treinen
9/5	H	L	7-8	Bedrosian	Treinen
9/6	H	W	3-1	Manaea	Skaggs
Totals		7-12	83-96		

YEAR-BY-YEAR SERIES RESULTS

Year	Home	Road	Totals	Year	Home	Road	Totals	Year	Home	Road	Totals
1968	7-2	6-3	13-5	1985	4-2	3-4	7-6	2002	7-3	4-6	11-9
1969	7-2	5-4	12-6	1986	2-5	1-5	3-10	2003	7-3	5-5	12-8
1970	5-4	5-4	10-8	1987	2-4	5-2	7-6	2004	4-5	5-5	9-10
1971	4-5	7-2	11-7	1988	6-1	3-3	9-4	2005	5-5	4-5	9-10
1972	5-4	5-4	10-8	1989	4-2	4-3	8-5	2006	3-7	5-4	8-11
1973	5-4	7-2	12-6	1990	4-3	5-1	9-4	2007	5-4	5-5	10-9
1974	7-2	5-4	12-6	1991	6-0	6-1	12-1	2008	4-5	5-5	9-10
1975	6-3	5-4	11-7	1992	5-2	3-3	8-5	2009	1-8	6-4	7-12
1976	6-3	6-3	12-6	1993	4-2	3-4	7-6	2010	6-4	2-7	8-11
1977	6-1	4-4	10-5	1994	3-0	3-3	6-3	2011	6-3	5-5	11-8
1978	3-5	3-4	6-9	1995	5-1	2-5	7-6	2012	3-6	7-3	10-9
1979	1-5	2-5	3-10	1996	3-4	4-2	7-6	2013	6-4	5-4	11-8
1980	6-1	4-2	10-3	1997	0-6	1-5	1-11	2014	6-3	3-7	9-10
1981	4-2	4-0	8-2	1998	4-2	3-3	7-5	2015	4-5	4-6	8-11
1982	3-4	1-5	4-9	1999	3-3	1-5	4-8	2016	3-6	4-6	7-12
1983	4-2	4-3	8-5	2000	5-2	3-3	8-5	2017	5-5	2-7	7-12
1984	2-5	4-2	6-7	2001	7-3	7-3	14-6	Totals	223-172	205-194	428-366

OPPONENTS

MINNESOTA TWINS



American League Central
 Target Field
 1 Twins Way
 Minneapolis, MN 55403
 Switchboard: (612) 659-3400
 Press Box: (612) 659-3400, ext. 2400
 Media Relations: (612) 659-3471
 Media Relations FAX: (612) 659-4029

Executive Chair Jim Pohlad
 President & Chief Executive Officer Dave St. Peter
 Executive Vice President, Chief Baseball Officer Derek Falvey
 Senior Vice President, General Manager Thad Levine
 Manager Paul Molitor
 227-259 (3 seasons)
 Senior Director, Communications Dustin Morse (612) 659-3472
 Senior Manager, Communications Mitch Hestad (612) 659-3473
 Manager, Communications & Publications Mike Kennedy (612) 659-3475
 Director, Team Travel Mike Herman (612) 659-3471
 Stadium Target Field
 Capacity / Opened 38,885 / 2010

SERIES FACTS

Longest A's Winning Streak: 12, September 11, 2013-August 9, 2014
 Longest Twins Winning Streak: 8 (twice), last: May 21-July 20, 2003
 Last A's Series Sweep at Oakland (3 games): May 30-June 1, 2016
 Last A's Series Sweep at Oakland (4 games): September 19-22, 2013
 Last A's Series Sweep at Minnesota (3 games): April 7-10, 2014
 Last A's Series Sweep at Minnesota (4 games): April 9-12, 1981
 Last Twins Series Sweep at Oakland (3 games): July 18-20, 1997
 Last Twins Series Sweep at Oakland (4 games): August 13-15, 1993
 Last Twins Series Sweep at Minnesota (3 games): May 28-30, 2012
 Last Twins Series Sweep at Minnesota (4 games): July 12-15, 2007
 Last Twins Series Sweep at Minnesota (5 games): July 30-Aug. 2, 1976
 Most Runs in a Game by Oakland: 18, September 11, 2013 (18-3)
 Most Runs in a Game by Minnesota: 20, April 27, 1980 (20-11)
 Widest Margin of Victory by Oakland: 15 (twice), last: September 11, 2013 (18-3)
 Widest Margin of Victory by Minnesota: 13, May 6, 2015 (13-0)

SERIES BREAKDOWN

	W	L	PCT.
PHI vs. Senators (1901-54)	579	572	.503
KC vs. Senators (1955-60)	68	64	.515
KC vs. Twins (1961-67)	57	69	.452
OAK vs. Twins (1968-2017)	300	300	.500
Totals	1004	1005	.500
at the Coliseum	168	129	.566
at Target Field	15	16	.484

2018 SCHEDULE

Dates	Site	Times
August 23-26	MIN	5:10, 5:10, 4:10, 11:10
September 21-23	MIN	7:05, 6:05, 1:05

2017 RECAP

Date	H-A	W-L	Score	Winner	Loser
5/2	A	L	1-9	Santana	Gray
5/3	A	L	4-7	Santiago	Graveman
5/4	A	W	8-5	Cotton	Gibson
7/28	H	L	3-6	Garcia	Gossett
7/29	H	W	11-10	Coulombe	Rogers
7/30	H	W	6-5	J. Smith	Duffey
Totals	3-3	27-36			

YEAR-BY-YEAR SERIES RESULTS

Year	Home	Road	Totals	Year	Home	Road	Totals	Year	Home	Road	Totals
1968	6-3	4-5	10-8	1985	3-1	2-7	5-8	2002	4-2	2-1	6-3
1969	3-6	2-7	5-13	1986	4-3	3-3	7-6	2003	1-2	0-6	1-8
1970	2-7	3-6	5-13	1987	3-3	0-7	3-10	2004	2-1	3-1	5-2
1971	5-4	5-4	10-8	1988	4-3	4-2	8-5	2005	3-3	3-1	6-4
1972	6-2	3-6	9-8	1989	4-2	3-4	7-6	2006	3-1	1-5	4-6
1973	2-7	2-7	4-14	1990	5-2	2-4	7-6	2007	2-1	0-4	2-5
1974	7-2	6-3	13-5	1991	3-3	2-5	5-8	2008	4-3	1-2	5-5
1975	6-3	6-3	12-6	1992	4-3	4-2	8-5	2009	4-3	2-1	6-4
1976	6-3	1-8	7-11	1993	1-5	4-3	5-8	2010	1-2	2-4	3-6
1977	4-3	2-5	6-8	1994	2-2	3-0	5-2	2011	2-3	2-1	4-4
1978	3-5	3-4	6-9	1995	4-2	3-3	7-5	2012	2-1	3-3	5-4
1979	2-4	2-5	4-9	1996	4-2	3-4	7-6	2013	4-0	2-1	6-1
1980	5-2	2-4	7-6	1997	2-4	2-3	4-7	2014	3-1	3-0	6-1
1981	3-0	5-2	8-2	1998	3-3	4-1	7-4	2015	2-1	1-3	3-4
1982	5-2	5-1	10-3	1999	4-2	1-5	5-7	2016	3-0	1-2	4-2
1983	4-2	5-2	9-4	2000	2-4	5-1	7-5	2017	2-1	1-2	3-3
1984	4-3	1-5	5-8	2001	1-2	3-3	4-5	Totals	168-129	132-171	300-300

NEW YORK YANKEES



American League East
 Yankee Stadium
 One East 161st Street
 Bronx, NY 10451
Switchboard: (718) 293-4300
Press Box: (718) 579-4460
Media Relations: (718) 579-4460
Media Relations FAX: (718) 293-8414

Managing General Partner / Co-Chairperson.....Harold Z. Steinbrenner
 General Partner / Co-Chairperson.....Henry G. Steinbrenner
 Senior Vice President, General Manager.....Brian Cashman
 Manager.....Aaron Boone
 0-0 (1st season as manager)
 Vice President, Communications & Media Relations...Jason Zillo (718) 579-4515
 Assistant Director, Baseball Information & Public Communications.....
 Michael Margolis (718) 579-4503
 Director, Team Travel & Player Services.....Ben Tuliebitz (718) 579-4447
 Stadium.....Yankee Stadium
 Capacity / Opened49,469 / 2009

SERIES FACTS

Longest A's Winning Streak: 16, September 9, 1989-May 1, 1991
 Longest Yankees Winning Streak: 11, July 5, 2010-July 22, 2011
 Last A's Series Sweep at Oakland (3 games): June 11-13, 2013
 Last A's Series Sweep at Oakland (4 games): June 15-18, 2017
 Last A's Series Sweep at New York (3 games): April 19-21, 2016
 Last A's Series Sweep at New York (4 games): July 14-16, 1972
 Last Yankees Series Sweep at Oakland (3 games): May 25-27, 2012
 Last Yankees Series Sweep at Oakland (4 games): May 19-22, 2016
 Last Yankees Series Sweep at New York (3 games): July 18-20, 2008
 Last Yankees Series Sweep at New York (4 games): August 30-September 2, 2010
 Most Runs in a Game by Oakland: 19, August 29, 1989 (19-5)
 Most Runs in a Game by New York: 22, August 25, 2011 (22-9)
 Widest Margin of Victory by Oakland: 14, August 29, 1989 (19-5)
 Widest Margin of Victory by New York: 16, August 26, 1997 (18-2)

SERIES BREAKDOWN

	W	L	PCT.
PHI vs. Orioles (1901-02)	21	18	.538
PHI vs. Yankees (1903-54)	445	665	.401
KC vs. Yankees (1955-67)	75	183	.291
OAK vs. Yankees (1968-2017)	247	278	.470
Totals	788	1144	.408
at the Coliseum	136	127	.517
at Yankee Stadium	14	20	.412

2018 SCHEDULE

Dates	Site	Times
May 11-13	NY	4:05, 10:05, 10:05
September 3-5	OAK	1:05, 7:05, 7:05

2017 RECAP

Date	H-A	W-L	Score	Winner	Loser
5/26	A	W	4-1	Manaea	Tanaka
5/27	A	L	2-3	Sabathia	Cotton
5/28	A	L	5-9	Pineda	Triggs
6/15	H	W	8-7	Hendriks	Gallegos
6/16	H	W	7-6	Coulombe	Holder
6/17	H	W	5-2	Hahn	Tanaka
6/18	H	W	4-3	Cotton	Cessa
Totals	5-2	35-31			

YEAR-BY-YEAR SERIES RESULTS

Year	Home	Road	Totals	Year	Home	Road	Totals	Year	Home	Road	Totals
1968	2-7	6-3	8-10	1985	4-2	1-5	5-7	2002	1-2	3-3	4-5
1969	5-1	1-5	6-6	1986	4-2	3-3	7-5	2003	4-2	2-1	6-3
1970	4-2	2-4	6-6	1987	4-2	3-3	7-5	2004	1-2	1-5	2-7
1971	2-4	5-1	7-5	1988	4-2	2-4	6-6	2005	1-5	1-2	2-7
1972	4-2	5-1	9-3	1989	4-2	5-1	9-3	2006	2-1	4-2	6-3
1973	5-1	3-3	8-4	1990	6-0	6-0	12-0	2007	2-1	2-1	4-2
1974	3-3	2-4	5-7	1991	3-3	3-3	6-6	2008	1-2	0-3	1-5
1975	3-3	3-3	6-6	1992	4-2	2-4	6-6	2009	1-2	1-5	2-7
1976	2-4	4-2	6-6	1993	4-2	2-4	6-6	2010	1-5	0-4	1-9
1977	1-4	1-5	2-9	1994	2-4	3-3	5-7	2011	0-3	3-3	3-6
1978	2-3	0-5	2-8	1995	5-1	4-3	9-4	2012	0-4	1-2	5-5
1979	1-5	2-4	3-9	1996	1-5	2-4	3-9	2013	3-0	2-1	5-1
1980	3-3	1-5	4-8	1997	3-2	2-4	5-6	2014	2-1	2-1	4-2
1981	2-2	1-2	3-4	1998	2-4	1-4	3-8	2015	3-1	1-2	4-3
1982	3-3	2-4	5-7	1999	2-4	2-2	4-6	2016	0-4	3-0	3-4
1983	2-4	2-4	4-8	2000	1-2	2-4	3-6	2017	4-0	1-2	5-2
1984	3-3	1-5	4-8	2001	6-0	0-3	6-3	Totals	136-127	111-151	247-278

OPPONENTS

SEATTLE MARINERS



American League West
Safeco Field
1250 First Avenue South
Seattle, WA 98134
Switchboard: (206) 346-4000
Press Box: (206) 346-4639, 4622
Media Relations: (206) 346-4000
Media Relations FAX: (206) 346-4400

Chairman & Managing Partner John Stanton
President & Chief Executive Officer Kevin Mather
Executive V.P., Baseball Operations & General Manager Jerry Dipoto
Manager Scott Servais
164-160 (2 seasons)
Vice President, Communications Tim Hevly (206) 346-4402
Senior Manager, Baseball Information Kelly Munro (206) 346-4401
Coordinator, Baseball Information Ryan Hueter (206) 346-4403
Director, Major League Operations Jack Mosimann (2016) 817-6986
Stadium Safeco Field
Capacity / Opened 47,715 / 1999

SERIES FACTS

Longest A's Winning Streak: 15, April 7-August 16, 2006
Longest Mariners Winning Streak: 8, July 9-September 26, 2017
Last A's Series Sweep at Oakland (3 games): September 28-30, 2012
Last A's Series Sweep at Oakland (4 games): September 10-13, 1992
Last A's Series Sweep at Seattle (3 games): April 8-10, 2016
Last A's Series Sweep at Seattle (4 games): Sept. 30-Oct. 3, 2010
Last Mariners Series Sweep at Oakland (3 games): September 9-11, 2016
Last Mariners Series Sweep at Oakland (4 games): None
Last Mariners Series Sweep at Seattle (3 games): September 1-3, 2017
Last Mariners Series Sweep at Seattle (4 games): August 12-15, 1991
Most Runs in a Game by Oakland: 16, April 17, 1981 (16-1)
Most Runs in a Game by Seattle: 15 (three times), last: August 6, 1995 (15-8)
Widest Margin of Victory by Oakland: 15, April 17, 1981 (16-1)
Widest Margin of Victory by Seattle: 13, July 2, 2003 (13-0)

SERIES BREAKDOWN

	W	L	PCT.
OAK vs. Mariners (1977-2017)	341	282	.547
Totals	341	282	.547
at the Coliseum	184	127	.592
at Safeco Field	80	90	.471

2018 SCHEDULE

Dates	Site	Times
April 13-15	SEA	7:10, 6:10, 1:10
May 1-3	SEA	7:10, 7:10, 7:10
May 22-24	OAK	7:05, 7:05, 12:35
August 13-15	OAK	7:05, 7:05, 12:35
Aug. 30-Sept. 2	OAK	7:05, 7:05, 6:05, 1:05
September 24-26	SEA	7:10, 7:10, 7:10

2017 RECAP

Date	H-A	W-L	Score	Winner	Loser
4/20	H	W	9-6	Dull	Scribner
4/21	H	W	3-1	Manaea	Iwakuma
4/22	H	W	4-3	Cotton	Miranda
4/23	H	L	1-11	Gallardo	Triggs
5/15	A	L	5-6	Gallardo	Manaea
5/16	A	W	9-6	Madson	Cishek
5/17	A	L	0-4	Bergman	Hahn
7/6	A	W	7-4	Blackburn	Gaviglio
7/7	A	L	2-7	Paxton	Manaea
7/8	A	W	4-3	Doolittle	Diaz
7/9	A	L	0-4	Hernandez	Gossett
8/8	H	L	6-7	Rzepczynski	J. Smith
8/9	H	L	3-6	Pagan	Cotton
9/1	A	L	2-3	Leake	Manaea
9/2	A	L	6-7	Diaz	Treinen
9/3	A	L	2-10	Albers	Gossett
9/25	H	L	1-7	Hernandez	Gossett
9/26	H	L	3-6	Pagan	Mengden
9/27	H	W	6-5	Treinen	Simmons
Totals		7-12	73-106		

YEAR-BY-YEAR SERIES RESULTS

Year	Home	Road	Totals	Year	Home	Road	Totals	Year	Home	Road	Totals
1977	3-4	4-4	7-8	1992	7-0	5-1	12-1	2007	1-8	4-6	5-14
1978	7-1	6-1	13-2	1993	3-3	6-1	9-4	2008	6-3	4-6	10-9
1979	5-1	3-4	8-5	1994	2-2	2-1	4-3	2009	4-6	1-8	5-14
1980	4-3	4-2	8-5	1995	5-2	2-4	7-6	2010	7-2	6-4	13-6
1981	3-1	3-0	6-1	1996	5-2	3-3	8-5	2011	5-4	4-6	9-10
1982	4-3	2-4	6-7	1997	2-4	3-3	5-7	2012	6-4	6-3	12-7
1983	4-2	5-2	9-4	1998	3-3	2-4	5-7	2013	4-6	4-5	8-11
1984	6-1	2-4	8-5	1999	4-2	2-4	6-6	2014	4-6	5-4	9-10
1985	5-1	3-4	8-5	2000	4-2	5-2	9-4	2015	3-7	3-6	6-13
1986	5-2	5-1	10-3	2001	5-5	4-5	9-10	2016	1-8	6-4	7-12
1987	3-3	2-5	5-8	2002	4-5	4-6	8-11	2017	4-5	3-7	7-12
1988	5-2	4-2	9-4	2003	5-5	2-7	7-12	Totals	185-128*	156-154	341-282
1989	5-1	4-3	9-4	2004	7-3	4-5	11-8				
1990	4-3	5-1	9-4	2005	6-3	6-3	12-6				
1991	6-0	0-7	6-7	2006	9-0	8-2	17-2				

*includes 1-1 in Tokyo, Japan

TAMPA BAY RAYS



American League East
Tropicana Field
One Tropicana Drive
St. Petersburg, FL 33705
Switchboard: (727) 825-3137
Press Box: (727) 825-3129
Media Relations: (727) 825-3242
Communications FAX: (727) 825-3111

Principal OwnerStuart Sternberg
President.....Brian Auld
President.....Matt Silverman
Manager.....Kevin Cash
228-258 (3 seasons)
Senior Director, Communications.....Dave Haller (727) 825-3485
Manager, Baseball Communications.....Craig Vanderkam (727) 825-3473
Director, Team Travel & Logistics.....Chris Westmoreland
Stadium.....Tropicana Field
Capacity / Opened.....31,042 / 1998

SERIES FACTS

Longest A's Winning Streak: 7 (twice), last: Sept. 2, 2001-May 26, 2002
Longest Rays Winning Streak: 6, May 26-September 4, 1998
Last A's Series Sweep at Oakland (3 games): August 30-September 1, 2013
Last A's Series Sweep at Oakland (4 games): None
Last A's Series Sweep at Tampa Bay (3 games): None
Last A's Series Sweep at Tampa Bay (4 games): September 10-13, 1999
Last Rays Series Sweep at Oakland (3 games): None
Last Rays Series Sweep at Oakland (4 games): None
Last Rays Series Sweep at Tampa Bay (3 games): April 19-21, 2013
Last Rays Series Sweep at Tampa Bay (4 games): July 24-27, 1998
Most Runs in a Game by Oakland: 17, September 15, 2000 (17-3)
Most Runs in a Game by Tampa Bay: 14 (twice), last: August 25, 2007 (14-3)
Widest Margin of Victory by Oakland: 13, May 30, 2001 (15-2)
Widest Margin of Victory by Tampa Bay: 11, August 25, 2007 (14-3)

SERIES BREAKDOWN

	W	L	PCT.
OAK vs. Rays (1998-2017)	103	68	.602
Totals	103	68	.602
at the Coliseum	57	27	.679
at Tropicana Field	46	41	.529

2018 SCHEDULE

Dates	Site	Times
May 28-31	OAK	1:05, 7:05, 7:05, 12:35
September 14-16	TB	4:10, 3:10, 1:10

2017 RECAP

Date	H-A	W-L	Score	Winner	Loser
6/9	A	L	4-13	Cobb	Triggs
6/10	A	L	5-6	Pruitt	Hendriks
6/10	A	W	7-2	Manaea	Hu
6/11	A	L	4-5	Whitley	Coulombe
7/17	H	L	2-3	Odorizzi	Gossett
7/18	H	L	3-4	Kolarek	Casilla
7/19	H	W	7-2	Gray	Faria
Totals	2-5	32-35			

YEAR-BY-YEAR SERIES RESULTS

Year	Home	Road	Totals	Year	Home	Road	Totals	Year	Home	Road	Totals
1998	3-2	2-4	5-6	2005	3-0	1-5	4-5	2012	1-2	4-2	5-4
1999	5-1	4-0	9-1	2006	4-2	2-1	6-3	2013	3-0	0-3	3-3
2000	3-1	4-1	7-2	2007	1-2	3-4	4-6	2014	2-1	2-1	4-2
2001	5-1	2-1	7-2	2008	2-4	1-2	3-6	2015	1-2	2-2	3-4
2002	3-0	5-1	8-1	2009	2-1	4-3	6-4	2016	3-1	2-1	5-2
2003	5-1	1-2	6-3	2010	4-3	0-2	4-5	2017	1-2	1-3	2-5
2004	3-0	4-2	7-2	2011	3-1	2-1	5-2	Totals	57-27	46-41	103-68

MAJOR LEAGUE BASEBALL DIRECTORY

Office of the Commissioner • 245 Park Avenue • New York, NY 10167 • (212) 931-7800

Chief Communications Officer: Patrick Courtney (212) 931-7878
Vice President, Communications: John Blundell (212) 931-7885
Vice President, Business Communications: Matt Bourne (212) 931-7882
Vice President, Communications: Mike Teevan (212) 931-7879



TEXAS RANGERS



American League West
 Globe Life Park in Arlington
 1000 Ballpark Way
 Arlington, TX 76011
Switchboard: (817) 273-5222
Press Box: (817) 273-5017, 5074
Media Relations: (817) 273-5203
Media Relations FAX: (817) 273-5110

Co-Chairmen.....Ray C. Davis, Bob R. Simpson
 President of Baseball Operations and General Manager.....Jon Daniels
 Manager.....Jeff Banister
 261-225 (3 seasons)
 Executive Vice President, Communications.....John Blake (817) 273-5208
 Senior Director, Media Relations.....Rich Rice (817) 273-5204
 Manager, Media Relations.....Brian SanFilippo (817) 436-5909
 Director of Travel.....Josh Shelton
 Stadium.....Globe Life Park in Arlington
 Capacity / Opened.....48,114 / 1994

SERIES FACTS

Longest A's Winning Streak: 9 (twice), last: June 26, 2003-April 6, 2004
 Longest Rangers Winning Streak: 13, July 6, 1977-May 18, 1978
 Last A's Series Sweep at Oakland (3 games): September 22-24, 2017
 Last A's Series Sweep at Oakland (4 games): None
 Last A's Series Sweep at Texas (3 games): June 23-25, 2015
 Last A's Series Sweep at Texas (4 games): July 21-24, 2005
 Last Rangers Series Sweep at Oakland (3 games): September 22-24, 2015
 Last Rangers Series Sweep at Oakland (4 games): Sept. 23-25, 1977
 Last Rangers Series Sweep at Texas (3 games): May 12-14, 2017
 Last Rangers Series Sweep at Texas (4 games): July 7-10, 2011
 Most Runs in a Game by Oakland: 23, September 30, 2000 (23-2)
 Most Runs in a Game by Texas: 17, May 5, 2000 (17-16)
 Widest Margin of Victory by Oakland: 21, Sept. 30, 2000 (23-2)
 Widest Margin of Victory by Texas: 14, August 9, 2006 (14-0)

SERIES BREAKDOWN

	W	L	PCT.
KC vs. Senators (1961-67)	63	62	.504
OAK vs. Senators (1968-71)	34	20	.630
OAK vs. Rangers (1972-2017)	352	361	.494
Totals	449	443	.503
at the Coliseum	186	170	.522
at Globe Life Park	99	103	.490

2018 SCHEDULE

Dates	Site	Times
April 2-5	OAK	7:05, 7:05, 7:05, 12:35
April 23-25	TEX	5:05, 5:05, 5:05
June 5-6	TEX	5:05, 5:05
July 23-26	TEX	5:05, 5:05, 5:05, 5:05
August 20-22	OAK	7:05, 7:05, 12:35
September 7-9	OAK	7:05, 1:05, 1:05

2017 RECAP

Date	H-A	W-L	Score	Winner	Loser
4/7	A	L	5-10	Claudio	Alcantara
4/8	A	W	6-1	Graveman	Darvish
4/9	A	L	1-8	Perez	Manaea
4/17	H	L	0-7	Griffin	Cotton
4/18	H	W	4-2	Triggs	Darvish
4/19	H	W	9-1	Hahn	Perez
5/12	A	L	2-5	Kela	Casilla
5/13	A	L	5-6	Barnette	Dull
5/14	A	L	4-6	Alvarez	Madson
8/25	H	W	3-1	Graveman	Martinez
8/26	H	W	8-3	Manaea	Hamels
8/27	H	W	8-3	Cotton	Griffin
9/22	H	W	4-1	Graveman	Martinez
9/23	H	W	1-0	Alcantara	Gonzalez
9/24	H	W	8-1	Cotton	Perez
9/28	A	W	4-1	Manaea	Gonzalez
9/29	A	L	3-5	Perez	Alcantara
9/30	A	L	4-8	Cashner	Gossett
10/1	A	W	5-2	Mengden	Hamels
Totals		11-8	84-71		

YEAR-BY-YEAR SERIES RESULTS

Year	Home	Road	Totals	Year	Home	Road	Totals	Year	Home	Road	Totals
1972	4-2	7-2	11-4	1988	4-2	4-3	8-5	2004	6-4	5-5	11-9
1973	7-2	4-5	11-7	1989	4-3	4-2	8-5	2005	4-6	7-2	11-8
1974	3-6	5-4	8-10	1990	3-3	5-2	8-5	2006	4-5	5-5	9-10
1975	6-3	6-3	12-6	1991	2-5	2-4	4-9	2007	6-4	3-6	9-10
1976	4-5	3-6	7-11	1992	4-2	5-2	9-4	2008	4-6	3-6	7-12
1977	2-6	0-7	2-13	1993	4-3	1-5	5-8	2009	6-4	5-4	11-8
1978	4-2	2-7	6-9	1994	3-3	4-0	7-3	2010	5-5	4-5	9-10
1979	1-6	1-5	2-11	1995	3-4	2-4	5-8	2011	4-6	2-7	6-13
1980	3-3	4-3	7-6	1996	3-3	4-3	7-6	2012	7-2	4-6	11-8
1981	2-1	2-1	4-2	1997	3-3	2-4	5-7	2013	4-5	6-4	10-9
1982	3-3	2-5	5-8	1998	2-4	4-2	6-6	2014	2-7	7-3	9-10
1983	2-5	0-6	2-11	1999	4-2	1-5	5-7	2015	4-6	6-3	10-9
1984	5-1	3-4	8-5	2000	4-2	1-5	5-7	2016	5-5	4-5	9-10
1985	3-4	3-3	6-7	2001	4-5	5-5	9-10	2017	8-1	3-7	11-8
1986	2-4	1-6	3-10	2002	8-2	5-4	13-6	Totals	186-170	166-191	352-361
1987	3-4	3-3	6-7	2003	8-1	7-3	15-4				

TORONTO BLUE JAYS



American League East

Rogers Centre

1 Blue Jays Way, Suite 3200

Toronto, Ontario M5V 1J1

Switchboard: (416) 341-1000

Press Box: (416) 341-1178

Media Relations: (416) 341-1303

Media Relations FAX: (416) 341-1250

Vice Chairman, Rogers Communications IncPhil Lind

Chairman, Toronto Blue JaysEdward Rogers

President and Chief Executive OfficerMark Shapiro

Executive V.P. of Baseball Operations & General ManagerRoss Atkins

ManagerJohn Gibbons

720-700 (10 seasons)

Vice President, Baseball MediaJay Stenhouse (416) 341-1248

Director, Team Travel and Clubhouse OperationsMike Shaw (416) 341-1251

StadiumRogers Centre

Capacity / Opened49,286 / 1989

SERIES FACTS

Longest A's Winning Streak: 9, July 22, 1980-May 24, 1981

Longest Blue Jays Winning Streak: 8, June 18-September 15, 1982

Last A's Series Sweep at Oakland (3 games): July 31-August 2, 2000

Last A's Series Sweep at Oakland (4 games): July 3-6, 2014

Last A's Series Sweep at Toronto (3 games): April 8-10, 2008

Last A's Series Sweep at Toronto (4 games): None

Last Blue Jays Series Sweep at Oakland (3 games): August 30-September 1, 1993

Last Blue Jays Series Sweep at Oakland (4 games): None

Last Blue Jays Series Sweep at Toronto (3 games): August 11-13, 2015

Last Blue Jays Series Sweep at Toronto (4 games): July 24-27, 2017

Most Runs in a Game by Oakland: 17 (twice), last: August 24, 2003 (17-2)

Most Runs in a Game by Toronto: 18, July 29, 1995 (18-11)

Widest Margin of Victory by Oakland: 16, July 25, 2012 (16-0)

Widest Margin of Victory by Toronto: 12 (twice), last: May 29, 2008 (12-0)

SERIES BREAKDOWN

	W	L	PCT.
OAK vs. Blue Jays (1977-2017)	217	195	.527
Totals	217	195	.527
at the Coliseum	109	97	.529
at Rogers Centre	67	64	.511

2018 SCHEDULE

Dates	Site	Times
May 17-20	TOR	4:07, 4:07, 10:07, 10:07
July 30-August 1	OAK	7:05, 7:05, 12:35

2017 RECAP

Date	H-A	W-L	Score	Winner	Loser
6/5	H	W	5-3	Manaea	Happ
6/6	H	W	4-1	Hahn	Estrada
6/7	H	L	5-7	Tepera	Montas
7/24	A	L	2-4	Liriano	C. Smith
7/25	A	L	1-4	Valdez	Gray
7/26	A	L	2-3	Biagini	Casilla
7/27	A	L	4-8	Osuna	Hendriks
Totals	2-5	23-30			

YEAR-BY-YEAR SERIES RESULTS

Year	Home	Road	Totals	Year	Home	Road	Totals	Year	Home	Road	Totals
1977	2-3	5-0	7-3	1992	3-3	3-3	6-6	2007	2-4	3-0	5-4
1978	5-0	2-4	7-4	1993	1-5	4-2	5-7	2008	1-2	3-4	4-6
1979	2-4	2-4	4-8	1994	2-1	3-0	5-1	2009	2-4	1-2	3-6
1980	4-2	4-2	8-4	1995	2-3	1-4	3-7	2010	2-1	1-3	3-4
1981	6-0	4-2	10-2	1996	1-5*	3-3	4-8	2011	2-2	3-3	5-5
1982	0-6	3-3	3-9	1997	4-1	2-4	6-5	2012	3-3	2-1	5-4
1983	4-2	2-4	6-6	1998	3-3	2-3	5-6	2013	1-2	3-1	4-3
1984	2-4	2-4	4-8	1999	2-2	6-0	8-2	2014	4-0	0-3	4-3
1985	2-4	3-3	5-7	2000	4-2	3-1	7-3	2015	1-2	0-3	1-5
1986	5-1	3-3	8-4	2001	2-1	4-2	6-3	2016	2-1	1-2	3-3
1987	3-3	4-2	7-5	2002	3-3	0-3	3-6	2017	2-1	0-4	2-5
1988	3-3	6-0	9-3	2003	2-1	3-1	5-2	Totals	109-99*	108-96	217-195
1989	4-2	3-3	7-5	2004	4-2	2-1	6-3				
1990	2-4	5-1	7-5	2005	4-3	1-2	5-5				
1991	3-3	3-3	6-6	2006	3-1	3-3	6-4				

*includes 0-2 in Las Vegas

OPPONENTS

ARIZONA DIAMONDBACKS



National League West
Chase Field
401 East Jefferson Street
Phoenix, AZ 85004
Switchboard: (602) 462-6500
Press Box: (602) 462-4565
Media Relations: (602) 462-6519
Media Relations FAX: (602) 462-6527

Managing General Partner Ken Kendrick
President & Chief Executive Officer Derrick Hall
Executive Vice President & General Manager Mike Hazen
Manager Torey Lovullo
93-69 (1 season)
Senior Director, Player and Media Relations Casey Wilcox (602) 462-6661
Senior Manager, Player and Media Relations Patrick O'Connell (602) 462-6586
Manager, Player and Media Relations Patrick Kurish (602) 462-6688
Senior Director, Team Travel & Home Clubhouse Manager Roger Riley (602) 462-6512
Stadium Chase Field
Capacity / Opened 48,519 / 1998

SERIES FACTS

Longest A's Winning Streak: 3, July 6-8, 2001
Longest Diamondbacks Winning Streak: 4 (twice), last: June 8, 2012-August 28, 2015
Last A's Series Sweep at Arizona: July 6-8, 2001
Last Diamondbacks Series Sweep at Oakland: June 30-July 2, 2006
Last Diamondbacks Series Sweep at Arizona: June 8-10, 2012
Most Runs in a Game by Oakland: 15, June 17, 2008 (15-1)
Most Runs in a Game by Arizona: 12, June 7, 1998 (12-4)
Widest Margin of Victory by Oakland: 14, June 17, 2008 (15-1)
Widest Margin of Victory by Arizona: 10, June 18, 2008 (11-1)

SERIES BREAKDOWN

	W	L	PCT.
OAK vs. Diamondbacks (1998-2015)	15	15	.500
Totals	15	15	.500
at the Coliseum	7	8	.467
at Chase Field	8	7	.533

2018 SCHEDULE

Dates	Site	Times
May 25-27	OAK	6:35, 1:05, 1:05

YEAR-BY-YEAR SERIES RESULTS

Year	Home	Road	Totals
1998	2-1	0-0	2-1
1999	0-0	2-1	2-1
2000	2-1	0-0	2-1
2001	0-0	3-0	3-0
2006	0-3	0-0	0-3
2008	0-0	1-2	1-2
2009	1-2	0-0	1-2
2011	2-1	0-0	2-1
2012	0-0	0-3	0-3
2015	0-0	2-1	2-1
Totals	7-8	8-7	15-15

COLORADO ROCKIES



National League West
Coors Field
2001 Blake Street
Denver, CO 80205
Switchboard: (303) 292-0200
Press Box: (303) 312-2326
Media Relations: (303) 312-2325
Media Relations FAX: (303) 312-2319

Owner/Chairman and Chief Executive Officer Richard L. Monfort
Senior Vice President and General Manager Jeff Birdich
Manager Bud Black
736-788 (10 seasons)
87-75 (1 season with Colorado)
Director, Communications Warren Miller (303) 312-2326
Coordinator, Communications Cory Little (303) 312-2332
Stadium Coors Field
Capacity / Opened 50,398 / 1995

SERIES FACTS

Longest A's Winning Streak: 4 (twice), last: June 12, 2012-June 29, 2015
Longest Rockies Winning Streak: 3 (twice), last: June 26-28, 2009
Last A's Series Sweep at Oakland: July 15-17, 2001
Last A's Series Sweep at Colorado: June 12-14, 2012
Last Rockies Series Sweep at Oakland: June 26-28, 2009
Most Runs in a Game by Oakland: 11, July 17, 2000 (11-10)
Most Runs in a Game by Colorado: 18, July 18, 2000 (18-3)
Widest Margin of Victory by Oakland: 6, June 29, 2015 (7-1)
Widest Margin of Victory by Colorado: 15, July 18, 2000 (18-3)

SERIES BREAKDOWN

	W	L	PCT.
OAK vs. Rockies (1997-2015)	15	13	.536
Totals	15	13	.536
at the Coliseum	9	5	.643
at Coors Field	6	8	.429

2018 SCHEDULE

Dates	Site	Times
July 27-29	COL	5:40, 5:10, 12:10

YEAR-BY-YEAR SERIES RESULTS

Year	Home	Road	Totals
1997	1-1	0-2	1-3
1998	0-0	1-2	1-2
1999	3-0	0-0	3-0
2000	0-0	1-2	1-2
2001	3-0	0-0	3-0
2006	0-0	1-2	1-2
2009	0-3	0-0	0-3
2012	0-0	3-0	3-0
2015	2-1	0-0	2-1
Totals	9-5	6-8	15-13

LOS ANGELES DODGERS



National League West
 Dodger Stadium
 1000 Vin Scully Avenue
 Los Angeles, CA 90012
 Switchboard: (323) 224-1500
 Press Box: (323) 224-1425
 Media Relations: (323) 224-1301
 Media Relations FAX: (323) 224-1459

Chairman & Owner.....Mark Walter
 President & CEO.....Stan Kasten
 President of Baseball Operations.....Andrew Friedman
 General Manager.....Farhan Zaidi
 Manager.....Dave Roberts
 195-130 (3 seasons)
 195-129 (2 seasons with Los Angeles)
 Senior Director, Public Relations.....Joe Jareck (323) 224-1549
 Assistant Director, Public Relations.....Joe Chapper (323) 224-1589
 Director, Team Travel.....Scott Akasaki (323) 224-2634
 Stadium.....Dodger Stadium
 Capacity / Opened.....56,000 / 1962

SERIES FACTS

Longest A's Winning Streak: 4 (twice), last: June 19, 2012-July 28, 2015
 Longest Dodgers Winning Streak: 3, June 13-August 29, 1997
 Last A's Series Sweep at Oakland: June 19-21, 2012
 Most Runs in a Game by Oakland: 12, June 11, 1999 (12-6)
 Most Runs in a Game by Los Angeles: 10, July 29, 2015 (10-7)
 Widest Margin of Victory by Oakland: 6 (four times), last: July 12, 2001 (6-0)
 Widest Margin of Victory by Los Angeles: 6, August 28, 1997 (7-1)

SERIES BREAKDOWN

	W	L	PCT.
OAK vs. Dodgers (1997-2015)	19	10	.655
Totals	19	10	.655
at the Coliseum	14	2	.875
at Dodger Stadium	5	8	.385

2018 SCHEDULE

Dates	Site	Times
April 10-11	LAD	7:10, 7:10
August 7-8	OAK	7:05, 7:05

YEAR-BY-YEAR SERIES RESULTS

Year	Home	Road	Totals
1997	1-1	0-2	1-3
1998	0-0	1-2	1-2
1999	3-0	0-0	3-0
2000	0-0	2-1	2-1
2001	2-1	0-0	2-1
2006	3-0	0-0	3-0
2009	0-0	1-2	1-2
2012	3-0	0-0	3-0
2015	2-0	1-1	3-1
Totals	14-2	5-8	19-10

SAN DIEGO PADRES



National League West
 PETCO Park
 100 Park Boulevard
 San Diego, CA 92101
 Switchboard: (619) 795-5000
 Press Box: (619) 795-5267
 Media Relations: (619) 795-5265
 Media Relations FAX: (619) 795-5266

Executive Chairman.....Ron Fowler
 Executive Vice President, General Manager.....A.J. Preller
 Manager.....Andy Green
 139-185 (2 seasons)
 Director, Communications.....Craig Hughner (619) 795-5261
 Manager, Communications.....Danny Sanchez (619) 795-5136
 Director, Team Travel.....Brian Prilaman
 Stadium.....Petco Park
 Capacity / Opened.....40,209 / 2004

SERIES FACTS

Longest A's Winning Streak: 5, June 5, 2000-June 13, 2001
 Longest Padres Winning Streak: 3, June 14, 2001-June 28, 2006
 Last A's Series Sweep at Oakland: June 5-7, 2000
 Most Runs in a Game by Oakland: 16, June 17, 2015 (16-2)
 Most Runs in a Game by San Diego: 15, June 30, 1997 (15-6)
 Widest Margin of Victory by Oakland: 14, June 17, 2015 (16-2)
 Widest Margin of Victory by San Diego: 9, June 30, 1997 (15-6)

SERIES BREAKDOWN

	W	L	PCT.
OAK vs. Padres (1997-2015)	19	10	.655
Totals	19	10	.655
at the Coliseum	9	4	.692
at Petco Park	5	3	.625

2018 SCHEDULE

Dates	Site	Times
June 19-20	SD	7:10, 12:40
July 3-4	OAK	6:05, 1:05

YEAR-BY-YEAR SERIES RESULTS

Year	Home	Road	Totals
1997	1-1	2-0	3-1
1998	2-1	0-0	2-1
1999	0-0	1-2	1-2
2000	3-0	0-0	3-0
2001	0-0	2-1	2-1
2006	0-0	1-2	1-2
2009	0-0	2-1	2-1
2012	2-1	0-0	2-1
2015	1-1	2-0	3-1
Totals	9-4	10-6	19-10

SAN FRANCISCO GIANTS



National League West
 AT&T Park
 24 Willie Mays Plaza
 San Francisco, CA 94107
 Switchboard: (415) 972-2000
 Press Box: (415) 972-2450/2451
 Media Relations: (415) 972-2445
 Media Relations FAX: (415) 947-2800

President and Chief Executive Officer Laurence M. Baer
 Executive Vice President, Baseball Operations..... Brian R. Sabean
 Senior Vice President and General Manager..... Bobby Evans
 Manager Bruce Bochy
 1853-1855 (23 seasons)
 902-880 (11 seasons with San Francisco)
 Senior Director, Broadcast Communications and Media Operations
 Maria Jacinto (415) 972-2447
 Senior Director, Media Relations..... Matt Chisholm (415) 972-2441
 Media Relations Manager..... Liam Connolly (415) 972-2448
 Senior Director, Team Travel and Home Clubhouse Manager Bret Alexander
 Stadium..... AT&T Park
 Capacity / Opened 41,915 / 2000

SERIES FACTS

Longest A's Winning Streak: 7, June 8, 2007-June 27, 2008
 Longest Giants Winning Streak: 6, June 11, 2010-May 22, 2011
 Last A's Series Sweep at Oakland (2 games): July 7-8, 2014
 Last A's Series Sweep at Oakland (3 games): June 17-19, 2011
 Last A's Series Sweep at San Francisco (2 games): June 27-28, 2016
 Last A's Series Sweep at San Francisco (3 games): June 13-15, 2008
 Last Giants Series Sweep at Oakland (2 games): June 22-23, 1998
 Last Giants Series Sweep at Oakland (3 games): None
 Last Giants Series Sweep at San Francisco (3 games): July 24-26, 2015
 Most Runs in a Game by Oakland: 16, June 26, 2005 (16-0)
 Most Runs in a Game by San Francisco: 18, June 4, 2000 (18-2)
 Widest Margin of Victory by Oakland: 16, June 26, 2005 (16-0)
 Widest Margin of Victory by San Francisco: 16, June 4, 2000 (18-2)

YEAR-BY-YEAR SERIES RESULTS

Year	Home	Road	Totals	Year	Home	Road	Totals	Year	Home	Road	Totals
1997	1-1	1-1	2-2	2005	3-0	1-2	4-2	2013	2-0	1-1	3-1
1998	0-2	2-0	2-2	2006	1-2	2-1	3-3	2014	2-0	1-1	3-1
1999	2-1	1-2	3-3	2007	2-1	3-0	5-1	2015	1-2	0-3	1-5
2000	2-1	1-2	3-3	2008	1-2	3-0	4-2	2016	1-1	2-0	3-1
2001	2-1	0-3	2-4	2009	1-2	0-3	1-5	2017	1-1	1-1	2-2
2002	2-1	2-1	4-2	2010	3-0	0-3	3-3	Totals	34-23	25-32	59-55
2003	2-1	1-2	3-3	2011	3-0	0-3	3-3				
2004	1-2	2-1	3-3	2012	1-2	1-2	2-4				

SERIES BREAKDOWN

	W	L	PCT.
OAK vs. Giants (1997-2017)	59	55	.518
Totals	59	55	.518
at the Coliseum	34	23	.596
at AT&T Park	21	29	.420

2018 SCHEDULE


Dates	Site	Times
July 13-15	SF	7:15, 7:05, 1:05
July 20-22	OAK	6:35, 6:05, 1:05

2017 RECAP

Date	H-A	W-L	Score	Winner	Loser
7/31	H	W	8-5	Blackburn	Osich
8/1	H	L	4-10	Samardzija	Manaea
8/2	A	W	6-1	Gossett	Moore
8/3	A	L	2-11	Blach	Graveman
Totals	2-2	20-27			

DURING THE SPRING

The A's and Giants began playing Spring Training games in the Bay Area in 1983 and have played at least one game in Oakland or San Francisco every year except for 2000. Oakland is 45-39-2 (.535) in those games, which includes 20-14 (.588) in the Coliseum, 13-18-2 (.424) at AT&T Park and 12-7 (.632) at Candlestick Park. The A's have won 16 series, lost 12 and split 6. For the last 14 years, the two clubs have played once in Oakland and twice in San Francisco, with the exception of 2014 when the game in Oakland was rained out. There have been three three-game sweeps, with the A's winning all three meetings in 1989 and the Giants taking all three in 2011 and 2017.



MATT OLSON (top) WAS NAMED A's ORGANIZATIONAL HITTER OF THE YEAR IN 2017 WHILE A.J. PUK EARNED PITCHER OF THE YEAR HONORS.

PLAYER DEVELOPMENT

ATHLETICS MINOR LEAGUE DIRECTORY

SCOUTING DIRECTORY

Assistant General Manager/Professional Scouting and Player Personnel	Dan Feinstein
Assistant General Manager	Dan Kantrowitz
Assistant General Manager, Director of Player Personnel	Billy Owens
Director of Scouting	Eric Kubota
Director of Latin American Operations	Raymond Abreu
Assistant Director of Scouting	Michael Holmes
Special Assistant to Professional and International Scouting	Steve Sharpe
Professional Scouts	Jeff Bittiger, Grant Brittain, Dan Freed, Trevor Ryan, Will Schock, Tom Thomas, Mike Ziegler
West Coast Supervisor	Scott Kidd
Midwest Supervisor	Mark Adair
Midwest Supervisor	Armann Brown
East Coast Supervisor	Marc Sauer
Scouting Coordinator	Haley Alvarez
Scouting Assistant	Greg Ledford

PLAYER DEVELOPMENT DIRECTORY

Director of Player Development	Keith Lieppman
Director of Minor League Operations	Zak Basch
Director of Baseball Administration	Pamela Pitts
Executive Assistant of Baseball Operations	Betty Shinoda
Coordinator, Player Development	Nancy Moriuchi
Coordinator of Instruction	Ed Sprague
Spring Training Coordinator	Aaron Nieckula
Minor League Hitting Coordinator	Jim Eppard
Minor League Pitching Coordinator	Gil Patterson
Minor League Defensive Coordinator	Juan Navarrete
Traveling Instructor	Steve Scarsona
Traveling Instructor	Hiram Bocachica
Senior Coordinator of Medical Services	Larry Davis
Minor League Medical Coordinator	Nate Brooks
Minor League Rehab Coordinator	Travis Tims
Minor League Pitching Rehab Coordinator	Craig Lefferts
Latin American Medical Coordinator	Javier Alvidrez
Minor League Strength and Conditioning Coordinator	A.J. Seeliger
Minor League Assistant Strength and Conditioning Coordinator	Matt Rutledge
Latin American Strength and Conditioning Coordinator	J.D. Howell
Major and Minor League Coordinator of EAP Services	Marc Strickland, PsyD
Minor League Merchandise & Equipment Coordinator	Thomas Miller
Coordinator of Educational and Cultural Programs	Kelvin Todd
Minor League Technology and Development Manager	Ed Gitlitz
Minor League Video Assistant	Jimmy Leo
Senior Facility Manager, Arizona	James Gibson
Arizona Clubhouse Manager	Chad Yaconetti
Arizona Groundskeeper	Chad Huss

TERRITORIAL SCOUTS

Name	Territory	Resides
Anthony Aliotti	Southern California	Los Angeles, CA
Anthony Aloisi	Alabama, Florida Panhandle, Tennessee	Nashville, TN
Neil Avent	North Carolina, South Carolina	Charlotte, NC
Jim Coffman	Alaska, Idaho, Montana, Oregon, Washington	Portland, OR
Steve Cohen	South Texas	Spring, TX
Craig Conklin	Southern California	Malibu, CA
Scott Cousins	Arizona, Colorado, Southern Nevada, New Mexico, Utah, Wyoming	Scottsdale, AZ
Ruben Escalera	Puerto Rico	Carolina, PR
Tripp Faulk	DC, Delaware, Maryland, Virginia, West Virginia	Richmond, VA
Julio Franco	South Florida	Weston, FL
Matt Higginson	Canada, Western New York, Pennsylvania	Grimmsby, ON
Derek Lee	Illinois, Iowa, Minnesota, North Dakota, South Dakota, Wisconsin	Frankfort, IL
Kevin Mello	Northern California, Northern Nevada	El Cerrito, CA
Kelcey Mucker	Louisiana, Mississippi, West Tennessee	Baton Rouge, LA
Chris Reilly	Oklahoma, North Texas	Rockwall, TX

Trevor Schaffer	Florida	Belleair, FL
Al Skorupa	Kansas, Nebraska, Missouri, Arkansas	Overland Park, KS
Rich Sparks	Indiana, Kentucky, Michigan, Ohio	Macomb Township, MI
Jemel Spearman	Georgia, North Florida	Cumming, GA
Dillon Tung	Southern California	Los Angeles, CA
Ron Vaughn	New Jersey, New England, Eastern New York	Windsor, CT

INTERNATIONAL SCOUTS

Territory	Name
Dominican Republic	Yendri Bachelor, Juan Carlos De La Cruz, Angel Eusebio, Wilfredo Magallanes, Amaurys Reyes
Venezuela	Daniel Tovar, Ruben Barradas, Andri Garcia, Oswaldo Troconis, Juan Carlos Villanueva
Panama/Nicaragua	Juan Mosquera
Australia	Dan Between
Colombia	Tito Quintero
Japan	Toshiyuki Tomizuka
South Korea	Lewis Kim

ATHLETICS SCOUTING ASSIGNMENTS



Mark Adair
Midwest Supervisor



Anthony Aliotti
Southern CA



Anthony Aloisi
AL, FL Panhandle, TN



Neil Avent
NC, SC



Jeff Bittiger
Professional Scout



Grant Britain
Professional Scout



Armann Brown
Midwest Supervisor



Jim Coffman
AK, ID, MT, OR, WA



Steve Cohen
South TX



Craig Conklin
Southern CA



Scott Cousins
AZ, CO, So. NV, NM,
UT, WY



Ruben Escalera
Puerto Rico



Tripp Faulk
DC, DE, MD, VA, WV



Julio Franco
So. FL



Dan Freed
Professional Scout



Matt Higginson
Canada, Western
NY, PA



Michael Holmes
Assistant Director of
Scouting



Scott Kidd
West Coast
Supervisor



Derek Lee
IL, IO, MN, ND,
SD, WI



Kevin Mello
No. CA, No. NV



Kelcey Mucker
LA, MS, West TN



Chris Reilly
OK, North TX



Trevor Ryan
Professional Scout



Marc Sauer
East Coast
Supervisor

Athletics Scouting Assignments, continued



Trevor Schaffer
FL



Will Schock
Professional Scout



Al Skorupa
KS, NE, MO, AR



Rich Sparks
IN, KY, MI, OH



Jemel Spearman
GA, No. FL



Tom Thomas
Professional Scout



Dillon Tung
So. CA



Ron Vaughn
NJ, New England,
E. NY



Mike Ziegler
Professional Scout

A'S RECENT MINOR LEAGUE AFFILIATES

Year	Triple-A	Double-A	Single-A		Short Season Single-A	Rookie
2017	Nashville	Midland	Stockton	Beloit	Vermont	Arizona
2016	Nashville	Midland	Stockton	Beloit	Vermont	Arizona
2015	Nashville	Midland	Stockton	Beloit	Vermont	Arizona
2014	Sacramento	Midland	Stockton	Beloit	Vermont	Arizona
2013	Sacramento	Midland	Stockton	Beloit	Vermont	Arizona
2012	Sacramento	Midland	Stockton	Burlington	Vermont	Arizona
2011	Sacramento	Midland	Stockton	Burlington	Vermont	Arizona
2010	Sacramento	Midland	Stockton	Kane County	Vancouver	Arizona
2009	Sacramento	Midland	Stockton	Kane County	Vancouver	Arizona
2008	Sacramento	Midland	Stockton	Kane County	Vancouver	Arizona
2007	Sacramento	Midland	Stockton	Kane County	Vancouver	Arizona
2006	Sacramento	Midland	Stockton	Kane County	Vancouver	Arizona
2005	Sacramento	Midland	Stockton	Kane County	Vancouver	Arizona
2004	Sacramento	Midland	Modesto	Kane County	Vancouver	Arizona
2003	Sacramento	Midland	Modesto	Kane County	Vancouver	Arizona
2002	Sacramento	Midland	Modesto	Visalia	Vancouver	Arizona
2001	Sacramento	Midland	Modesto	Visalia	Vancouver	Arizona
2000	Sacramento	Midland	Modesto	Visalia	Vancouver	Arizona
1999	Vancouver	Midland	Modesto	Visalia	Southern Oregon	Arizona
1998	Edmonton	Huntsville	Modesto	Visalia	Southern Oregon	Arizona
1997	Edmonton	Huntsville	Modesto	Visalia	Southern Oregon	Arizona
1996	Edmonton	Huntsville	Modesto	West Michigan	Southern Oregon	Arizona
1995	Edmonton	Huntsville	Modesto	West Michigan	Southern Oregon	Arizona
1994	Tacoma	Huntsville	Modesto	West Michigan	Southern Oregon	Arizona
1993	Tacoma	Huntsville	Modesto	Madison	Southern Oregon	Arizona
1992	Tacoma	Huntsville	Modesto	Madison	Southern Oregon	Arizona
1991	Tacoma	Huntsville	Modesto	Madison	Southern Oregon	Arizona
1990	Tacoma	Huntsville	Modesto	Madison	Southern Oregon	Arizona
1989	Tacoma	Huntsville	Modesto	Madison	Southern Oregon	Arizona
1988	Tacoma	Huntsville	Modesto	Madison	Southern Oregon	Arizona
1987	Tacoma	Huntsville	Modesto	Madison	Medford	
1986	Tacoma	Huntsville	Modesto	Madison	Medford	
1985	Tacoma	Huntsville	Modesto	Madison	Medford	Pocatello
1984	Tacoma	Albany-Colonie	Modesto	Madison	Medford	Idaho Falls
1983	Tacoma	Albany	Modesto	Madison	Medford	Idaho Falls
1982	Tacoma	West Haven	Modesto	Madison	Medford	Idaho Falls

ATHLETICS MINOR LEAGUE AFFILIATES

NASHVILLE SOUNDS (TRIPLE-A)

First Tennessee Park
19 Junior Gilliam Way
Nashville, TN 37219
(615) 690-4487
FAX: 256-5684
www.nashvillesounds.com
League: Pacific Coast League
Principal Owner/CEO: Frank Ward
Chief Operating Officer: Adam Nuse
Media Relations: Chad Seely
chads@nashvillesounds.com; (615) 515-1107
Manager: Fran Riordan
Pitching Coach: Rick Rodriguez
Hitting Coach: Eric Martins
Athletic Trainer: Brad LaRosa
Strength and Conditioning: Henry Torres



MIDLAND ROCKHOUNDS (DOUBLE-A)

Security Bank Ballpark
5514 Champions Drive
Midland, TX 79706
(432) 520-2255
FAX: 520-8326
www.midlandrockhounds.org
League: Texas League
Principal Owners: Miles Prentice, Bob Richmond
President: Miles Prentice
General Manager: Monty Hoppel
Media Relations: Frank Longobardo
flongobardo@midlandrockhounds.org; (432) 520-2255
Manager: Scott Steinmann
Pitching Coach: Steve Connelly
Hitting Coach: Tommy Everidge
Athletic Trainer: Justin Whitehouse
Strength and Conditioning: Omar Aguilar



STOCKTON PORTS (SINGLE-A)

Banner Island Ballpark
404 West Fremont Street
Stockton, CA 95203
(209) 644-1900
FAX: 644-1931
www.stocktonports.com
League: California League
Chairman/CEO: Tom Volpe
President: Pat Filippone
General Manager: Bryan Meadows
Media Relations: Allie Bakalar
abakalar@stocktonports.com; (209) 644-1953
Manager: Rick Magnante
Pitching Coach: Bryan Corey
Hitting Coach: Brian McArn
Athletic Trainer: Shane Zdebiak
Strength and Conditioning: Matt Mosiman



BELOIT SNAPPERS (SINGLE-A)

Pohlman Field
2301 Skyline Drive
Beloit, WI 53511
(608) 362-2272
FAX: 362-0418
www.snappersbaseball.com
League: Midwest League
President: Dennis Conerton
General Manager: Seth Florid
Media Relations: TBA
Manager: Webster Garrison
Pitching Coach: Don Schulze
Hitting Coach: Juan Dilone
Athletic Trainer: Brian Thorson
Strength and Conditioning: Scott Smith



VERMONT LAKE MONSTERS (SHORT A)

Centennial Field
1 King Street Ferry Dock
Burlington, VT 05401
(802) 655-4200
FAX: 655-5660
www.vermontlakemonsters.com
League: New York-Penn League
Principal Owner/President: Ray Pecor
Vice President: Kyle Bostwick
General Manager: Joe Doud
Media Relations: Paul Stanfield
paul.lakemonsters@hotmail.com; (802) 363-8586
Manager: Aaron Nieckula
Pitching Coach: Carlos Chavez
Hitting Coach: Lloyd Turner
Athletic Trainer: Toshi Nagahara
Strength and Conditioning: Kevin Guild



ARIZONA A'S (ROOKIE)

Lew Wolff Training
Complex at Fitch Park
160 E. Athletics Way
Mesa, AZ 85201
(480) 387-5800
FAX: (480) 387-5830
League: Arizona League
Manager: Eddie Menchaca
Pitching Coach: Gabriel Ozuna
Hitting Coach: Ruben Escalera
Athletic Trainer: Chris Lessner
Strength Coach: Matt Rutledge



MINOR LEAGUE FIELD STAFF

JIM EPPARD

Minor League Hitting Coordinator

Originally drafted by the A's in the 13th round of the 1982 draft out of Cal, Jim Eppard rejoined the A's in 2016 as the organization's minor league hitting coordinator. Prior to that, he spent two seasons as assistant hitting coordinator for Los Angeles (AL) after serving as the club's hitting coach from May 15, 2012 through the end of the 2013 season. Before coaching the big league squad, he served as hitting coach at Triple-A Salt Lake for nine-plus seasons from 2003-12. Prior to joining the Angels organization, he spent eight seasons in the Rockies' minor league system as hitting coach for Triple-A Colorado Springs (2000-02) and as manager at three different Rockies affiliates from 1995-99.

As a player, he spent 12 years in pro baseball, including four as a Major Leaguer with the Angels and Blue Jays. He hit .281 in 82 career Major League games and is a lifetime .310 hitter in 1,199 minor league games, winning four minor league batting titles in four different leagues.

Jim lives in Rapid City, South Dakota with his wife Lou Ann. They have a daughter, Hannah.



GIL PATTERSON

Minor League Pitching Coordinator

Gil Patterson returns for his third season of his third stint as the A's minor league pitching instructor after spending the previous three seasons in similar roles with the New York Yankees (2013-15). He previously held this position with the A's in 1996 and from 2008-12. Prior to his second stint with the A's, he spent three years coaching in the Yankees minor league system with the GCL Yankees (2006-07) and Triple-A Columbus (2005).

He also has served as Toronto's bullpen coach in 2001 and its pitching coach from 2002-04, after serving as the Arizona minor league pitching coordinator from 1997-2000. Patterson originally joined the Oakland organization in 1991, coaching in the Arizona Rookie League in Scottsdale. He coached for the A's Single-A affiliate in Madison from 1992-93, Single-A West Michigan in 1994 and the Rookie League Scottsdale A's in 1995 before his first stint as the roving minor league pitching instructor in 1996.

He began his coaching career at Triple-A Columbus and Single-A Oneonta with the New York Yankees organization in 1984. Patterson was the Yankees first selection of the secondary phase of the 1975 June draft. He made his professional debut that year with Single-A Oneonta, leading the New York-Penn League in strikeouts (97). Patterson tossed a no-hitter on June 28, 1976 with Double-A West Haven before being promoted to Triple-A Syracuse. He opened the 1977 season in Syracuse before making his Major League debut with the Yankees at age 21. He appeared in 10 games (six starts) with the eventual World Series champions in 1977 while posting a 1-2 record and 5.45 ERA.

Patterson suffered a torn rotator cuff and spent considerable time on the disabled list in 1978 and 1979. He pitched in the Yankees minor league system in 1980-81 and the San Francisco Giants organization in 1982 before having career-ending Tommy John surgery following spring training in 1983. In total, Patterson underwent eight operations during his career.

Patterson makes his offseason home in Odessa, Fla. with his wife, Jan. The couple has four children — Brandy, Raquel, Kyle and G.T.



CRAIG LEFFERTS

Minor League Pitching Rehab Coordinator

Former Major League pitcher Craig Lefferts returns for his fourth season as minor league pitching rehab coordinator after spending 12 seasons as a pitching coach in Oakland's minor league system with Double-A Midland (2003), Short-Season Vancouver (2004-2010), Single-A Stockton (2011-12) and Short-Season Vermont (2013-14). Additionally, Lefferts served in the same capacity at Tennessee (2000-02) and Medicine Hat (1999) in the Toronto Blue Jays system.



In his 12-year Major League career, Lefferts compiled a 58-72 record with a 3.43 ERA, which included stints with the Cubs, Padres, Giants, Orioles, Rangers and Angels. A ninth-round selection by the Cubs in 1980, Lefferts made his Major League debut with Chicago in 1983. In 1984, Lefferts posted a career-best 2.13 ERA for the National League West Division champion Padres and tossed 10 scoreless innings in six postseason appearances. He was the winning pitcher in the final two NLCS games against Chicago and earned the save in the Padres only World Series victory against Detroit.

In 1987, Lefferts made 44 appearances for San Francisco, including three scoreless outings in the NLCS against St. Louis. In 1989, he matched Gary Lavelle's team record for saves by a left-handed pitcher with 20 and appeared in five postseason games, making two appearances in the NLCS against Chicago and three against the A's in the World Series. After recording 23 saves in 1991, he was converted to a starter in 1992 and finished 13-9 with a 3.69 ERA in 27 starts for the Padres. Lefferts retired after making 30 appearances for the California Angels during the 1994 season.

Lefferts and his wife, Wendy, reside in Scottsdale, Ariz. with their five children, Brock, Brady, Taylor, Tanner and Lindsay.


JUAN NAVARRETE

Minor League Defensive Coordinator

Juan Navarrete is in his second season as the A's minor league defensive coordinator after spending two seasons as the minor league defensive, baserunning and bunting coordinator, 12 seasons as minor league roving infield instructor and two years as minor league roving hitting instructor. Navarrete spent the previous seven seasons as a minor league manager and compiled a 390-338 (.536) record during that span. In his first two seasons as a manager for the A's Arizona Rookie League team (1995-97), he earned manager and co-manager of the year honors after guiding the team to first- and second-place finishes, respectively. Navarrete was promoted to Single-A Modesto in 1998 and took over the managerial duties at Single-A Visalia in 1999, where he guided the Oaks to playoff appearances in two of his three seasons.

A former infielder, Navarrete's playing career spanned 21 years (1970-90). He spent the majority of his career with the Saltillo Saraperos of the Mexican League as a player (1970-71; 78-82) and as a player-manager (1983-85). Navarrete was an eight-time all-star and a member of Saltillo's 1980 championship squad. He also played six seasons in the Montreal organization (1972-77). Navarrete spent his winters in the Mexican-Pacific Winter League (1972-90) and is among the all-time leaders in various statistical categories. In 1998, Navarrete was inducted into the Mexican Baseball Hall of Fame.

Navarrete makes his home in Saltillo, Mexico with his wife, Maria, and two daughters, Airam and Ana.



ED SPRAGUE

Coordinator of Instruction

Entering his third season with the A's, Ed Sprague returns as Coordinator of Instruction this season after serving as a roving instructor in 2016.

Sprague previously served as head coach at the University of Pacific from 2004-15, during which time posted an overall record of 250-406. During his tenure, 21 of his players were selected in the Major League Baseball Draft, with multiple players currently active in the professional ranks. He guided Pacific to one of the best seasons in program history in 2010, finishing with a 31-23 overall record that included a new program record of 31 victories over Division I opponents.

In addition to his on-field success, he spearheaded the campaign to build an on-campus home field for the Tigers, with Klein Family Field opening on April 18, 2006.

After being drafted by Toronto in the first round of the 1988 draft out of Stanford, Sprague played 11 years in the Major Leagues with the Blue Jays, A's, Pirates, Padres, Red Sox, and Mariners. He was an integral part in the Blue Jays teams that won back-to-back World Series in 1992-93, and was named a National League All-Star in 1999 with the Pirates.

Sprague and his wife Kristen reside in Stockton, Calif. They have four children: daughters Payton and Paris, and sons Jed and John.



STEVE SCARSONE

Traveling Instructor

Steve Scarsonne enters his second season as a traveling instructor after serving four seasons as the manager of the A's top minor league affiliate, including earning the Pacific Coast League's Manager of the Year Award in 2016.

Scarsonne previously managed Midland (2011-12), Stockton (2010) and Kane County (2009) in the A's system, as well as Lancaster (2002) and South Bend (2001). He also served as Oakland's interim third base coach for the last half of the 2017 season.

Scarsonne played seven seasons as a Major League utility infielder with Philadelphia (1992), Baltimore (1992), San Francisco (1993-96), St. Louis (1997) and Kansas City (1999). He had his best season in 1995, batting .266 with 11 home runs and 29 RBI for the Giants. Scarsonne was originally drafted by Philadelphia in the 2nd round of the 1986 draft. He played six seasons in the minors before making his Major League debut with the Phillies in 1992.

Scarsonne makes his offseason home in Scottsdale, Ariz. with his wife, Becki. The couple has two children, a daughter, Leah, and son, Ty.




HIRAM BOCACHICA

Traveling Instructor

Hiram Bocachica enters his first season as a traveling instructor for the Oakland A's after spending 2017 as hitting and third-base coach of the San-turce Crabbers of the Professional Baseball Roberto Clemente League in Puerto Rico. Bocachica was selected in the first round of the 1994 First Year Player Draft by the Montreal Expos. He signed as a free agent on November 22, 2004 by the Oakland A's and played a total of eight seasons of Major League baseball, including three with Oakland. In his eight seasons, he amassed 15 home runs and 16 steals in 535 at-bats with Oakland, Los Angeles (NL), Detroit, San Diego, and Seattle. After retirement in 2012, Bocachica started working as a player agent until 2016 when he started working with the MLB Development Program in Puerto Rico.

A native of Ponce, Puerto Rico, Bocachica resides in Bayamon, Puerto Rico with his wife, Jocelyn Adorno, two daughters, Aliyah Lyam and Sofia Lyam, and son, Hiram III.



LARRY DAVIS

Senior Coordinator of Medical Services

Larry Davis begins his 46th season with the A's organization and his second as senior coordinator of medical services. He spent the previous nine seasons as coordinator of medical services. Davis oversees and administers all health and injury issues throughout the organization.

Before his current post, Davis served 10 seasons (1998-2007) as the A's head trainer and 14 previous years (1984-97) as an assistant trainer for the big league club. A native of Tucson, Ariz., Davis attended the University of Arizona where he majored in physical education. He began his baseball career in 1973 as the head trainer, traveling secretary and equipment manager of the Tucson Toros, then Oakland's Triple-A affiliate. He remained in that capacity for 11 seasons as the affiliate moved to San Jose, Vancouver, Ogden and Tacoma.

Larry makes his home in Mesa, Ariz. with his wife, Suzi.



NATE BROOKS

Minor League Medical Coordinator

Nate Brooks enters his second season as the A's minor league medical coordinator after spending the past four seasons as the organization's minor league rehab coordinator. This is Brooks' 14th season in the A's organization, previously serving as the trainer for Single-A Stockton (2010-12), Single-A



Kane County (2008-09), Short-Season Vancouver (2006-07), and the Rookie-Level Arizona A's (2005).

Brooks earned his undergraduate degree in exercise science from Murray State in 2002, and his master's degree in biomechanics from Auburn in 2005. He is a certified member of the National Athletic Trainers' Association.

Brooks resides in Phoenix with his wife, Sarah and son, Chad.

TRAVIS TIMS

Minor League Rehab Coordinator

Travis Tims is in his second season as the A's minor league rehab coordinator. He spent nine seasons in the A's farm system as athletic trainer with Short-Season Vancouver (2008-10), Short-Season Vermont (2011), Single-A Burlington (2012) and Single-A Stockton (2013-16). He was named athletics trainer of the year in the Northwest League in 2010 and California League in 2015.

Tims began his career as an intern with the Seattle Mariners Arizona Rookie League team in 2007.

Tims obtained his degree in exercise and sports science at Oregon State University. He is a native of Santa Fe, N.M and currently resides in Gilbert, Ariz. with his wife, Katelyn, and daughter, Charlotte.



AJ SEELIGER

Minor League Strength and Conditioning Coordinator

AJ Seeliger joined the Athletics organization in 2013 and is entering his sixth season with the club. Prior to joining the A's, Seeliger spent one season with the Marlins in 2012.

Seeliger earned his bachelor's degree from Washington State University and his master's from A.T. Still University in Kirksville, Missouri.

A native of Winnemucca, Nevada, Seeliger currently resides in Gilbert, Ariz. with his wife, Ashlie.



JAVIER ALVIDREZ

Latin American Medical Coordinator

Javier Alvidrez enters his first season as Latin American Medial Coordinator for the Athletics. This is his second stint in the A's organization, having served as a minor league athletic trainer for eight seasons (2000-07), making stops with the AZL Athletics (2000-03), Single-A Modesto (2004), and Double-A Midland(2005-07). He then spent five seasons in the New York Yankees system (2008-12) and five with Seattle as the Mariners Latin America Athletic Training Coordinator (2013-17).

A native of El Paso, Texas, Alvidrez resides in Sun City, Ariz. with his wife, Faviola, and their two daughters, Victoria and Emilia.



JD HOWELL

Latin America Strength and Conditioning Coordinator

JD Howell enters his sixth season with the Oakland Athletics. In the year prior to joining the A's, Howell interned with Stanford University and Albright College in Reading, Pa.

Howell graduated from East Stroudsburg University in East Stroudsburg, Pa. where he played football and majored in exercise science.

A native of Northampton, Pa., Howell currently resides in Phoenix, Ariz. with his wife, Emily.



NASHVILLE SOUNDS STAFF

FRAN RIORDAN

Manager

Fran Riordan enters his first season as manager of Nashville after serving in the same capacity at Double-A Midland last season (2017) and Single-A Beloit the previous two seasons (2015-16). Prior to joining the A's organization, he spent four seasons as manager of the Florence Freedom of the Frontier League of Professional Baseball. He led the team to two playoff berths and is the all-time Frontier League leader in wins with 625.

Before joining Florence, Riordan managed the Northern League's Lake County Fielders (2010) and Kalamazoo Kings (2004-09), leading the Kings to the 2005 Frontier League title. He also served as a player-manager in the Frontier League from 2000-2002, leading the Richmond Roosters to back-to-back league championships in 2001 and 2002.

Riordan made his professional baseball debut in 1997 after playing collegiately at Allegheny College, and enjoyed a seven-year playing career. He resides in Buffalo, N.Y., with his wife, Cassie, and children, Brooke, Sadie and Trent.



MANAGERIAL RECORD

Year	Team	League	Record	Finish
2000	Dubois County	Frontier League (Independent)	35-47	5th
2001	Richmond	Frontier League (Independent)	49-35	2nd
2002	Richmond	Frontier League (Independent)	53-31	2nd
2004	Kalamazoo	Frontier League (Independent)	51-45	3rd
2005	Kalamazoo	Frontier League (Independent)	53-43	1st
2006	Kalamazoo	Frontier League (Independent)	47-49	4th
2007	Kalamazoo	Frontier League (Independent)	51-45	3rd
2008	Kalamazoo	Frontier League (Independent)	60-36	1st
2009	Kalamazoo	Frontier League (Independent)	58-38	1st
2010	Lake County	Northern League (Independent)	41-59	7th
2011	Florence	Frontier League (Independent)	39-57	6th
2012	Florence	Frontier League (Independent)	57-39	2nd
2013	Florence	Frontier League (Independent)	53-43	3rd
2014	Florence	Frontier League (Independent)	41-55	5th
2015	Beloit (A)	Midwest League	55-84	7th/5th
2016	Beloit (A)	Midwest League	59-80	6th/8th
2017	Midland	Texas League	67-71	2nd/3rd
Totals			869-857	

2005 Playoffs: Defeated Rockford 3 games to 1 in the semifinals; defeated Chillicothe 3 games to 2 in finals

2008 Playoffs: Defeated Gateway 3 games to 1 in the semifinals; defeated by Windy City 3 games to 0 in finals

2009 Playoffs: Defeated by Lake Erie 3 games to 2 in the semifinals

2012 Playoffs: Defeated Gateway 3 games to 2 in the semifinals; defeated by Southern Illinois 3 games to 1 in the finals

2013 Playoffs: Defeated by Schaumburg 3 games to 0 in the semifinals

2017 Playoffs: Defeated San Antonio 3 games to 2 in the semifinals; defeated Tulsa 3 games to 2 in the finals

RICK RODRIGUEZ

Pitching Coach

Rick Rodriguez returns for his third season of his fourth stint as pitching coach of the A's top affiliate after previously serving in that capacity from 2000-02, 2004-10, and 2013-14. He also served as pitching coach for Stockton in 2015, as Oakland's bullpen coach from 2011-12, and as the manager of Single-A Modesto in 2003.

This is his 34th year in the A's organization, including seven seasons as a player and 25 as a minor league coach. Prior to becoming the pitching coach in Sacramento in 2000, he coached for the rookie-level Arizona League A's (1992), Short-Season Southern Oregon (1993-94), and Single-A Modesto (1995-99).



Rodriguez was originally selected by Oakland in the second round of the 1981 June draft and spent seven seasons with the A's organization, including two in the majors with Oakland. He went 1-2 with a 6.61 ERA in three starts in 1986 and 1-0 with a 2.96 ERA in 15 relief appearances in 1987. Rodriguez also pitched for Cleveland (1988) and San Francisco (1990) in his big league career, compiling a 3-4 record and 5.73 ERA in 31 games, including eight starts. His playing career concluded in 1991 when he made three appearances for Triple-A Phoenix in the Giants' farm system.

An East Bay native, Rodriguez was born in Oakland and graduated from Castro Valley High School in 1978. He attended Chabot Junior College in Hayward and the University of California, Riverside. Rodriguez was named to the Castro Valley Sports Hall of Fame in 2011.

Rodriguez currently resides in Folsom, Calif., with his wife, Dana. They have a daughter, Rachel, and son, Ryan.

ERIC MARTINS

Hitting Coach

Eric Martins enters his third season as hitting coach for Triple-A Nashville after serving in the same capacity with Double-A Midland in 2015. From 2007-14, he served as an A's scout and was responsible for signing A.J. Griffin, Daniel Robertson, and 2014 first-round selection Matt Chapman, among others.

Originally a 17th round selection by the A's in 1994 out of Long Beach State, Martins played professionally for 11 seasons, including parts of four seasons with A's Triple-A affiliates. He was a part of the 1997 Edmonton team that captured the Pacific Coast League championship and the 1999 Vancouver team that won the Triple-A World Series.

Martins lives in Mesa, Ariz., with his wife, Madison.



BRAD LAROSA

Athletic Trainer

Brad LaRosa enters his 11th season as athletic trainer for the A's top minor league affiliate. He previously spent five seasons as an athletic trainer at the Double-A Level (three years with the St. Louis Cardinals organization, two years with the Florida Marlins).

LaRosa was named Pacific Coast League Athletic Trainer of the Year for the second time in 2016 (also 2012). He was named Texas League Athletic Trainer of the Year in 2006 and 2007, while taking home PBATS minor league athletic trainer of the year in 2007. He also worked the Futures Game in 2008.

LaRosa is a certified member of the National Athletic Trainers' Association (NATA) and the Illinois Athletic Trainers Association. He is licensed in Illinois and Missouri. LaRosa obtained his bachelors and masters degrees in kinesiology at Southern Illinois University at Edwardsville. LaRosa and his wife, Denise, have two daughters, Lydia and Emma, and make their home in Illinois.



HENRY TORRES

Strength and Conditioning

Henry Torres enters his fifth season in the Athletics organization as a minor league strength and conditioning coach. Prior to joining the A's, Torres served as the strength and conditioning coach with the short-season Idaho Falls Chukars in the Kansas City Royals organization.

A native of San Antonio, Texas, Torres graduated from the University of Texas, San Antonio. He currently resides in Alvin, Texas with his wife, Rudi Ann Cantu-Torres.



MIDLAND ROCKHOUNDS STAFF

SCOTT STEINMANN



Manager

Scott Steinmann enters his first season as Midland's manager after spending 2016 at the helm in Beloit. He spent the previous 17 seasons as a coach and manager in the Seattle organization. He served as manager at four different levels, including Double-A West Tennessee (2008); Single-A Advanced High Desert (2007); Single-A Wisconsin (2005) and Clinton (2009, 2014-15); and Rookie-level Peoria (2003-04, 2011).

After a three-year career as a catcher in the Mariners' farm system, Steinmann began his coaching career as a roving catching instructor with Seattle in 1999, then joined Short-Season Everett as a coach that June. He then coached at Single-A Wisconsin (2000-01) and Single-A Advanced San Bernadino (2002) before making his managerial debut in Peoria in 2003. He also served as a coach with Peoria (2006), Everett (2010, 2012), and Triple-A Tacoma (2013).

He reached the postseason in 2005 with Wisconsin and led West Tennessee to a first-half title in 2007. On May 7, 2014, he led Clinton to a 20-17 win over the Burlington Bees after trailing by 16 runs, marking the largest deficit ever overcome in a minor league game.

Steinmann played collegiately at Miami (Ohio) University and resides in Chandler, Ariz., with his wife Suzy, daughter Alex, and son Ben.

MANAGERIAL RECORD

Year	Team	League	Record	Finish
2003	Peoria (Rookie)	Arizona	30-23	3rd/3rd
2004	Peoria (Rookie)	Arizona	31-25	T-2nd/5th
2005	Wisconsin (A)	Midwest	76-63	1st/1st
2007	High Desert (A)	California	54-86	5th/5th
2008	West Tenn. (AA)	Southern	70-86	T-1st/5th
2009	Clinton (A)	Midwest	69-68	4th
2011	Peoria (Rookie)	Arizona	25-31	2nd
2014	Clinton (A)	Midwest	61-77	7th/6th
2015	Clinton (A)	Midwest	46-93	6th/8th
2017	Beloit	Midwest	65-73	t-4th/4th
Totals			528-625	

2005 Playoffs: Defeated Clinton 2 games to 0 in the semifinals; defeated by South Bend 3 games to 2 in the finals

2008 Playoffs: Defeated by Carolina 3 games to 0 in the semifinals

STEVE CONNELLY



Pitching Coach

Steve Connelly enters his first season as pitching coach of the Midland RockHounds. He spent the last two seasons as pitching coach of the Stockton Ports after serving in the same capacity for Single-A Beloit in 2015 and Short Season Vermont in 2014.

Prior to joining the A's organization in 2014, he was the pitching coach at the University of Alabama-Huntsville from 2011-13.

Connelly, 43, is a native of Long Beach, Calif. who starred on the University of Oklahoma's 1994 team that won the College World Series. He was selected by Oakland in the 24th round of the 1995 amateur draft and pitched four seasons in the A's organization. He made his Major League debut in 1998, posting a 0-0 record and 1.93 ERA in three relief appearances with Oakland.

Connelly resides in Huntsville, Ala., with his wife, Emily, and has four children: Vee, John, Lochlan and Atkins.

TOMMY EVERIDGE

Hitting Coach

Tommy Everidge enters his first season as hitting coach for the RockHounds. He spent the last two seasons as the Stockton Ports hitting coach after serving in the same capacity with Short-Season Vermont the previous two seasons. The 2014 campaign was his first year as a coach after concluding a nine-year playing career, including more than six years in the A's system.

Everidge was drafted by Oakland in the 10th round of the 2004 draft, and his time with the A's culminated in a 24-game Major League call-up in 2009. In 2008, he led the Texas League and the A's organization with 115 RBI, including a three home run, 10 RBI game on May 26 at Tulsa. In 2011, he was named the Atlantic League Player of the Year while playing for the Lancaster Barnstormers, setting a league record with 69 extra-base hits.

A Bay Area native, Tommy graduated from Sonoma Valley High School and played collegiately at Sonoma State University. He was born in Glen Ellen and resides in Mesa, Ariz., with his wife Kellie, daughter Allison, dogs Maddie and Wyatt, and cat Sadie.



JUSTIN WHITEHOUSE

Athletic Trainer

Justin Whitehouse returns for his 11th season with Double-A Midland and his 18th season in the A's organization. He previously spent five seasons with Single-A Kane County (2003-07) and two years with Single-A Visalia (2001-02). He was named Midwest League athletic trainer of the year in 2007.

Whitehouse earned his degree in health education at the University of Nevada at Reno and received his masters in physical education, with an emphasis in athletic training and biomechanics, at San Diego State. He interned with the San Francisco 49ers during spring and summer training camps in 1997 and 1998.

Originally from Stockton, Calif., Whitehouse resides in Reno, Nev. with his wife, Susan, and children, Cassandra and Lance.



OMAR AGUILAR

Strength and Conditioning

Omar Aguilar is entering his fifth season in the A's organization. During the offseason, Aguilar helps MLB develop their strength & conditioning programs around the world. Prior to joining the Athletics, he spent one season in the Los Angeles Dodgers organization in 2009. Aguilar graduated Magna Cum Laude from the Inter-American University of Puerto Rico before earning his master's from Logan University in Chesterfield, Mo.

Aguilar was raised in Cabo Rojo, Puerto Rico where he lives today with his wife, Coraliz, their son, Yadnier, and their dog, Malia.




STOCKTON PORTS STAFF

RICK MAGNANTE

Manager

Rick Magnante enters his fourth season as manager of Single-A Stockton after previously serving as manager of Single-A Beloit in 2014. Prior to the 2014 campaign, Magnante spent eight consecutive seasons managing A's short-season affiliates in Vermont (2011-13) and Vancouver (2006-10). This season will be his 15th overall as a minor league manager, having previously managed three seasons in the Detroit Tigers organization. He also served as the skipper of the South African national team in the 2006 World Baseball Classic.



Stockton Ports Staff, continued

In addition, Magnante served as an area scout for the A's from 1996-2013. He is credited with signing Barry Zito and Bobby Crosby, among other players. He was the recipient of the Southern California Scouts Association scout of the year award and the A's Dick Bogard Memorial Award in 2001 and 2003, respectively.

Magnante, who began his career in professional baseball with the Cleveland Indians in 1969, has also held managerial positions in the Detroit Tigers minor league system (1987-89) as well as with the Novara Serie A team of the Italian Professional League (1990).

Magnante resides in Encino, Calif., with his wife, Christine. He has two sons, Bobby and Daniel.

MANAGERIAL RECORD

Year	Team	League	Record	Finish
1987	Bristol (Rookie)	Appalachian League	20-49	8th
1988	Bristol (Rookie)	Appalachian League	46-27	2nd
1989	Niagara Falls Rapids (Short A)	New York-Penn League	43-33	5th
2006	Vancouver (Short A)	Northwest League	39-37	3rd
2007	Vancouver (Short A)	Northwest League	37-38	2nd
2008	Vancouver (Short A)	Northwest League	34-42	3rd
2009	Vancouver (Short A)	Northwest League	36-40	3rd
2010	Vancouver (Short A)	Northwest League	42-34	2nd
2011	Vermont (Short A)	New York-Penn League	39-35	T-1st
2012	Vermont (Short A)	New York-Penn League	33-43	4th
2013	Vermont (Short A)	New York-Penn League	33-43	4th
2014	Beloit (A)	Midwest League	55-84	8th/8th
2015	Stockton (A)	California League	74-66	2nd/3rd
2016	Stockton (A)	California League	60-80	4th/4th
2017	Stockton (A)	California League	71-69	t-2nd/t-1st
Totals			662-712	

1988 Playoffs: Defeated by Kingsport in championship game

2010 Playoffs: Defeated by Everett in the semifinals

2011 Playoffs: Defeated by Auburn 2-1 in the semifinals

2015 Playoffs: Defeated by San Jose 2-1 in the semifinals

2017 Playoffs: Defeated by Modesto 3-0 in the semifinals

BRYAN COREY

Pitching Coach

Bryan Corey enters his first year as Stockton's pitching coach after spending one season in the same capacity with Vermont. Prior to that, he served as a Four Corners scout for Milwaukee (2015-16) and a Major League Advance scout for Cleveland (2013-14).

Originally drafted as a shortstop by Detroit in the 12th round of the 1993 draft, Corey was converted to a pitcher after two pro seasons. He spent the next 18 seasons on the mound, including five years in the majors with Arizona, Los Angeles (NL), Texas, Boston, and San Diego, winning a World Series with the Red Sox in 2007.

He also played two seasons in Japan (2004, 2010), winning the Japan Series with Chiba Lotte during his second stint. Additionally, he pitched in both Korea and Taiwan before retiring after the 2012 season.

A native of Thousand Oaks, Calif., Corey resides in Mesa, Ariz., and has two daughters, Brooke (14) and Blair (9).



BRIAN MCARN

Hitting Coach

Brian McArn begins his first season of his third stint as Stockton's hitting coach. He spent the last two seasons as Midland's hitting coach after serving in the same capacity with the RockHounds in 2004 and 2013. This year is his 21st season as a hitting coach in the A's system, having previously coached



for Stockton (2011-12, 2014-15), Sacramento (2005-10), and the A's former Single-A affiliate in Modesto (1998-2003).

Prior to joining the A's organization, McArn spent one season as the hitting coach for the Single-A Vermont Expos in the New York-Penn League. McArn began his coaching career at American River Junior College in Sacramento, where he served as an assistant coach.

Selected in the 26th round of the 1991 June draft, McArn spent two seasons in the A's organization before injuries ended his career in 1992.

McArn makes his offseason home in Elk Grove, Calif., with his wife, Cancy, and four children: Brian, Bryson, Brevon and Braydon.

SHANE ZDEBIAK

Athletic Trainer

Shane Zdebiak enters his second season as Stockton's athletic trainer after spending the 2016 season in the same role with Single-A Clinton in the Seattle Mariners organization. From 2014-15, he served as athletic trainer for short-season Everett, also in the Seattle system.

Prior to joining the Mariners, he worked as the athletic trainer of the Winnipeg Goldeyes of the independent American Association from 2010-13 and two seasons with the Steinbach Pistons of the Manitoba Junior Hockey League.

Zdebiak graduated from the University of Manitoba in 2009 with a B.A. in kinesiology, and is certified as an athletic therapist through the Canadian Athletic Therapists' Association and as an athletic trainer through the National Athletic Trainers' Association Board of Certification.

A native of Gimli, Manitoba, Canada, the 32-year-old currently resides in Winnipeg, Manitoba.



MATT MOSIMAN

Strength and Conditioning

Matt Mosiman enters his second season in the Athletics organization after spending 2017 with the Dominican Summer League A's. Prior to joining the A's, Mosiman interned with Notre Dame, New Mexico State University, and the University of Wisconsin, La Crosse. A graduate of La Crosse, Mosiman earned both his bachelor's and master's degrees from the institution.

Mosiman grew up in Oregon, Wis. and currently resides in Stockton, Calif.



BELOIT SNAPPERS STAFF

WEBSTER GARRISON

Manager

Webster Garrison enters his first season as manager of Beloit after spending two seasons as manager of the Arizona A's (2016-17) and one as the hitting coach at Triple-A Nashville in 2015. This will be Garrison's 20th season as a coach or manager in the A's organization, including managing at five levels.

He began his coaching career as a player-coach on the 1999 Double-A Midland club, the first season that the RockHounds were affiliated with the A's. He then served as the hitting coach at Midland (2000, 2005-07, 2009-10, 2014), and as the manager of Vancouver (2001), Visalia (2002), Kane County (2003), Midland (2004, 2008), and Stockton (2011-13).

A second-round selection of the Toronto Blue Jays in the 1983 June draft, Garrison spent seven seasons of his 16-year playing career in the Blue Jays farm system. He signed with the Oakland organization as a free agent on April 4, 1991 and batted a career-best .303 with seven home runs and 73 RBI for Triple-A Tacoma in 1993. Garrison then spent the next two seasons at Triple-A Colorado Springs before returning to the A's organization in 1996. He made his Major League debut with the A's on August 2, 1996 and appeared in five games. He spent the 1997 season at Triple-A Edmonton and 1998 at Double-A Huntsville before assuming a role as player-coach in 1999.



Garrison makes his offseason home in his hometown of Marrero, La.

MANAGERIAL RECORD

Year	Team	League	Record	Finish
2001	Vancouver (Short A)	Northwest League	37-39	2nd
2002	Visalia (A)	California League	70-71	t-4th/3rd
2003	Kane County (A)	Midwest League	80-59	1st/2nd
2004	Midland (AA)	Texas League	72-68	2nd/3rd
2008	Midland AA	Texas League	75-65	3rd/2nd
2011	Stockton (A)	California League	75-65	2nd/3rd
2012	Stockton (A)	California League	56-84	5th/5th
2013	Stockton (A)	California League	69-71	3rd/4th
2016	Arizona A's (Rookie)	Arizona Rookie League	29-24	2nd/3rd
2017	Arizona A's (Rookie)	Arizona Rookie League	26-30	3rd/4th
Totals			589-576	

2002 Playoffs: Defeated by Modesto 2-0 in California League Wild Card Series

2003 Playoffs: Defeated by Clinton 2-1 in first round of Midwest League Playoffs

2011 Playoffs: Defeated Modesto 2-1 in the first round of the California League playoffs; defeated San Jose 3-1 in the division series; defeated by Lake Elsinore 3-1 in the championship series

DON SCHULZE

Pitching Coach

Don Schulze returns to Beloit for his second stint as pitching coach and his 13th season overall as a coach in the A's system. A former first-round pick of the Chicago Cubs in 1980, Schulze began his coaching career with the A's rookie-level affiliate in 2006. Since then, he has served as the pitching coach with Kane County (2007-08), Stockton (2009-10), Midland (2011-14, 17), Nashville (2015) and Beloit (2016).

The former Major League pitcher compiled a 15-25 record and 5.47 ERA while playing for the Cubs (1983-84), Indians (1984-86), Mets (1987), Yankees (1989) and Padres (1989). From 1990-92, Schulze pitched for the Orix Blue Wave in Japan. He then closed out his playing career in 1993 with Minnesota's Triple-A affiliate.

Schulze makes his offseason home in Dixon, Ill. with his wife, Jeanne, and daughters, Sarah and Madeline.



JUAN DILONE

Hitting Coach

Juan Dilone enters his third season as hitting coach with Beloit after spending the previous seven seasons in the same role with the rookie-level Arizona A's. He also has served as coordinator of Dominican instruction (2005-09) and as hitting coach of Single-A Visalia (2002) and Short-Season Vancouver (2003).

Dilone signed a free agent contract with Oakland in 1990 and spent six seasons (1991-94; 96-97) in the A's farm system. A former infielder, Dilone spent his final two seasons at Single-A Modesto, where he batted a career-best .265 with 14 home runs in 1996.

A native of Santo Domingo, Dominican Republic, Dilone makes his offseason home in Higüey, Dominican Republic, with his wife, Evelyn, and children, Jhonssei and Emelyn.



BRIAN THORSON

Athletic Trainer

Brian Thorson is in his 35th season in the A's organization as a minor league athletic trainer, his sixth with Single-A Beloit. He has worked previously with a number of A's affiliates, including present teams in Double-A Midland and Single-A Stockton.



Thorson spent five years in the Milwaukee Brewers organization prior to joining the A's. He also spent eight seasons in the Puerto Rican Winter League, attending four Caribbean Series. Thorson has worked All-Star Games in the Southern League, Texas League, California League and Midwest League as well as in Puerto Rico.

SCOTT SMITH

Strength & Conditioning

Scott Smith enters his first season in the Athletics organization. Prior to joining the A's, Smith spent time with the Phillies, Marlins, and Padres. Smith earned his bachelor's and master's degrees from Georgia College & State University, where he played baseball collegiately for three seasons.

A native of Spartanburg, S.C., Smith currently resides in Milledgeville, Ga.



VERMONT LAKE MONSTERS STAFF

AARON NIECKULA

Manager

Aaron Nieckula returns for his fourth season as manager of Short-Season Vermont while also serving as the A's minor league spring training coordinator. From 2013-14, he managed Double-A Midland, leading them to their first of four straight Texas League championships in 2014.

Prior to his stint in Midland, he managed Single-A Burlington from 2010-11, leading the Bees to playoff appearances both seasons. Nieckula previously managed Stockton (2009) and Kane County (2006-08; 2010), leading the Cougars to the Midwest League championship series in 2006. He served as hitting coach for Kane County during the 2004-05 seasons.

Nieckula was taken by the A's in the 22nd round of the 1998 June draft. He spent five years as a catcher in the Oakland (1998-2001) and San Francisco (2002) minor league systems. His best season came in 2000, where he hit .262 with 34 RBI between Single-A Visalia and Single-A Modesto.

Nieckula resides in Yorkville, Ill. with his wife, Renee, and three daughters, Ariyana, Hailey and Trinity.



MANAGERIAL RECORD

Year	Team	League	Record	Finish
2006	Kane County (A)	Midwest League	79-60	2nd/T2nd
2007	Kane County (A)	Midwest League	63-76	7th/4th
2008	Kane County (A)	Midwest League	72-66	2nd/6th
2009	Stockton (A)	California League	61-79	5th/5th
2010	Kane County (A)	Midwest League	71-67	6th/2nd
2011	Burlington (A)	Midwest League	76-62	1st/5th
2012	Burlington (A)	Midwest League	67-72	6th/3rd
2013	Midland (AA)	Texas League	62-78	4th/4th
2014	Midland (AA)	Texas League	77-63	2nd/2nd
2015	Vermont (A)	New York-Penn League	33-42	4th
2016	Vermont (A)	New York-Penn League	28-48	4th
2017	Vermont (A)	New York-Penn League	42-33	1st
Totals			719-760	

2006 Playoffs: Defeated Quad Cities 2-1 in the first round playoff series; defeated Beloit 2-0 in second round playoff series; was defeated by West Michigan 3-1 in the Midwest League Championship Series

2007 Playoffs: Was defeated by Burlington 2-1 in the first round of the Midwest League Playoffs

2010 Playoffs: Defeated Quad Cities 2-1 in the first round of the playoffs; defeated by Clinton 2-1 in the championship series

2011 Playoffs: Defeated by Kane County 2-1 in the first round of the playoffs

2012 Playoffs: Defeated by Wisconsin 2-1 in the first round of the playoffs

2014 Playoffs: Defeated Frisco 3-1 in the first round of the playoffs; defeated Tulsa 3-2 in Texas League Championship series

2017 Playoffs: Defeated by Mahoning Valley 2-0 in the semifinals

CARLOS CHAVEZ

Pitching Coach

Carlos Chavez returns for his second stint as pitching coach with Vermont after spending the 2017 season at Beloit. He was previously with Vermont from 2015-16 and also served as pitching with the rookie-level Arizona A's from 2013-14. The 2013 season was his first as a coach in the A's organization.

Chavez pitched professionally for 14 seasons from 1992-2004 and 2006, including a stint with Single-A Visalia in the A's farm system in 2000. He was originally selected by Baltimore in the 17th round of the 1992 June draft.

Chavez makes his offseason home in Ciudad Obregon, Sonora, with his wife, Graciela del Carmen. He has two children, Tomas and Kylie, and three stepchildren, Tomas, Melissa and Maria Ximena.



LLOYD TURNER

Hitting Coach

Lloyd Turner returns for his third season of his second stint as the hitting coach at Vermont after serving in the same capacity with Single-A Beloit from 2014-15. He began his coaching career in the same role with the Lake Monsters in 2013.

Selected by the A's in 16th round of the June 2002 draft, Turner spent six years in the Oakland farm system. He concluded his playing career with Lancaster (2008-10) and Camden (2011-12) of the independent Atlantic League.

Turner and his wife, Tara, live in San Tan Valley, Ariz. He has two boys, Chandler and Christian.



TOSHIAKI NAGAHARA

Athletic Trainer

Toshiaki Nagahara is in his sixth season as athletic trainer at Short-Season Vermont after spending the previous two years with the A's Arizona Rookie League affiliate. He previously worked for the A's from 2004-07, assisting in various athletic training and conditioning roles with Triple-A Sacramento and Single-A Modesto as well as in spring training and instructional leagues.

Nagahara spent 2008-09 as an assistant athletic trainer and interpreter for the Cleveland Indians, communicating for pitcher Masahide Kobayashi. He served in a similar role for the Pittsburgh Pirates and infielder Akinori Iwamura in 2010.

Born in Takamatsu, Japan, Nagahara first came to the United States in 1997. He obtained his bachelors and masters degrees in exercise science at Southern Arkansas University. He is a certified strength and conditioning specialist through the National Strength and Conditioning Association (NSCA).

Nagahara resides in Akron, Ohio with his wife, Christine.



KEVIN GUILD

Strength and Conditioning

Kevin Guild is entering his first season in the Athletics organization. Prior to joining the A's, Guild was the strength and conditioning coach at Keene High School. A graduate of Keene State College, Guild has also served as the Next College Student Athlete New Hampshire State Director.

Guild was raised and lives in Essex, Vermont, about seven miles from Burlington—the home of the Lake Monsters.



ARIZONA A'S STAFF

EDDIE MENCHACA

Manager

Eddie Menchaca enters his first season as manager of the Arizona A's after spending the previous nine seasons in the Mariners organization. He spent 2017 as a coach for Double-A Arkansas and managed Seattle's Single-A affiliate for the three preceding seasons (High Desert, 2014; Bakersfield, 2015-16).

Menchaca signed with Seattle as a non-drafted free agent in 2001 and spent seven seasons in the Mariners system as a shortstop.

He played collegiately at South Mountain Community College in Phoenix, Ariz where he resides with his two boys, Jonathan and Anthony.



MANAGERIAL RECORD

Year	Team	League	Record	Finish
2010	Pulaski	Appalachian League	37-28	1st
2011	Clinton (A)	Midwest League	63-76	8th/2nd
2012	Clinton (A)	Midwest League	71-67	8th/1st
2013	Clinton (A)	Midwest League	67-72	5th/4th
2014	High Desert (A)	California League	66-74	3rd/5th
2015	Bakersfield (A)	California League	61-79	5th/4th
2016	Bakersfield (A)	California League	76-64	3rd/1st
Totals			441-460	

2010 Playoffs: Defeated by Elizabethton 2-0 in the first round of the Appalachian League Playoffs

2011 Playoffs: Defeated by Quad Cities 2-0 in the first round of the Midwest League Playoffs

2012 Playoffs: Defeated Beloit 2-1 in the first round of the Midwest League Playoffs; defeated by Wisconsin 2-0 in the semifinals

2013 Playoffs: Defeated by Beloit 2-0 in the first round of the Midwest League Playoffs

2016 Playoffs: Defeated San Jose 2-1 in the first round of the California League Playoffs; defeated by Visalia 3-0 in the semifinals

GABRIEL OZUNA

Pitching Coach

Gabriel Ozuna enters his fourth season as the pitching coach of the A's Arizona League affiliate after spending seven seasons as the pitching coach for Oakland's Dominican Summer League squad.

Ozuna was originally signed by St. Louis as a non-drafted free agent in 1987 and enjoyed a 17-year professional career. He reached as high as Triple-A with Louisville in 1993, when he posted a 2.92 ERA in 35 relief appearances. He recorded a career ERA of 2.54 with 61 saves, including a season-high 28 in 1989 with Single-A Savannah.

He also pitched internationally in Mexico, Taiwan, Italy, and his native Dominican Republic, where he played winter ball with the Licey Tigers and East Bulls.



RUBEN ESCALERA

Hitting Coach

Ruben Escalera enters his third season of his second stint as hitting coach of the Arizona A's after managing the club from 2002-08 and 2014-15. Throughout his 24-year career as a coach in the A's system, he has also served as a scout in Puerto Rico and instructor at the A's academy in the Dominican Republic.

Escalera signed as a free agent with the Brewers in 1984 and played 10 professional seasons in the Milwaukee and Cincinnati organizations, as well as the Mexican Professional League. During his 12 years playing winter ball in Puerto Rico, Escalera played on the 1995 Caribbean Series champion "Puerto Rican Dream Team" alongside Roberto Alomar, Bernie Williams, Juan Gonzalez, Edgar Martinez and Carlos Delgado.



Born in San Juan, Puerto Rico, Escalera makes his home in Carolina, Puerto Rico, with his wife Maryann Martinez and their children Jania, Karlee and Karilyn.

CHRIS LESSNER

Athletic Trainer

Chris Lessner is entering his 25th season in the A's organization. Prior to joining the A's Arizona Rookie League affiliate, Lessner served as an athletic trainer with Single-A Modesto and Short-Season Vancouver. He has spent off-seasons working with the U.S. junior luge team and has also traveled with the Harlem Globetrotters. Lessner began his career as a clubhouse manager with Short-Season Southern Oregon.

Lessner holds a degree in exercise and sports science from Oregon State University. He has two sons, Tyler and Alex.



MATT RUTLEDGE

Strength and Conditioning

Matt Rutledge enters his fourth season with the Athletics and his first as the Minor League Assistant Strength and Conditioning Coordinator.

Rutledge earned a B.S. in Community Health Sciences from the University of Nevada, Reno in 2013 and is a native of Carson City, Nev.

A'S STARTS IN THE BATTING ORDER, 2017

PLAYER	1	2	3	4	5	6	7	8	9
Alonso	-	2	15	9	46	6	6	3	-
Barreto	1	3	-	-	-	1	2	5	4
Brugman	5	-	-	-	-	-	5	14	16
Canha	1	6	-	-	1	7	10	20	1
Chapman	-	5	-	-	3	12	39	24	-
Davis, K	-	-	9	143	-	-	-	-	-
Davis, R	49	3	-	-	-	-	1	3	17
Decker	8	-	-	-	-	-	-	3	4
Garneau	-	-	-	-	-	-	-	1	14
Healy	-	3	30	5	49	58	1	-	-
Joyce	54	34	3	-	4	3	7	15	3
LaMarre	-	-	-	-	-	-	-	-	2
Lavarnway	-	-	-	-	-	-	1	2	1
Lowrie	-	18	102	1	20	5	-	-	-
Maxwell	-	-	-	-	2	10	21	20	9
Núñez	-	-	-	-	-	1	2	-	-
Olson	-	8	-	4	15	13	6	1	1
Phegley	-	-	-	-	1	5	5	21	13
Pinder	-	24	1	-	4	16	17	8	2
Plouffe	-	4	1	-	4	16	16	10	-
Powell	9	-	-	-	-	-	-	3	10
Rosales	2	4	-	-	-	1	2	5	45
Semien	33	47	-	-	-	-	-	1	4
Smolinski	-	-	-	-	-	-	1	-	6
Vogt	-	1	1	-	13	8	19	1	-
Wendle	-	-	-	-	-	-	1	2	-

MINOR LEAGUE SCHEDULES

NASHVILLE

APRIL

5-9 at New Orleans
 10-12 Iowa
 13-16 Omaha
 17-20 at Iowa
 21-23 at Omaha
 25-29 New Orleans
 30 at Colorado Springs

MAY

1-3 at Colorado Springs
 4-7 Memphis
 8-11 Colorado Springs
 12-15 at Memphis
 17-20 at Oklahoma City
 21-24 Colorado Springs
 25-29 Oklahoma City
 30-31 at Round Rock

JUNE

1-3 at Round Rock
 5-7 Reno
 8-11 Tacoma
 13-15 at El Paso
 16-19 at Albuquerque
 21-24 Round Rock
 25-28 at Oklahoma City
 29-30 at Omaha

JULY

1-3 at Omaha
 4-8 Iowa
 9-11 All Star Break
 12-15 at Iowa
 16-19 Omaha
 20-22 Oklahoma City
 24-26 at Las Vegas
 27-30 at Salt Lake City

AUGUST

1-3 Fresno
 4-7 Sacramento
 9-12 at Colorado Springs
 13-16 Round Rock
 17-19 New Orleans
 21-23 at Round Rock
 24-27 at Memphis
 28-30 at New Orleans
 31 Memphis

SEPTEMBER

1-3 Memphis

MIDLAND

APRIL

5-7 Springfield
 8-10 Tulsa
 12-14 at Springfield
 15-17 at Tulsa
 19-22 San Antonio
 23-26 at Corpus Christi
 27-30 at San Antonio

MAY

1-4 Corpus Christi
 5-8 at Frisco
 10-13 at Corpus Christi
 14-17 Frisco
 18-21 San Antonio
 22-24 at Arkansas
 25-27 at Northwest Arkansas
 29-31 Arkansas

JUNE

1-3 Northwest Arkansas
 5-8 at San Antonio
 9-12 at Frisco
 13-16 Corpus Christi
 17-20 Frisco
 21-24 at San Antonio
 26 All Star Game at Midland
 28-30 Tulsa

JULY

1-3 Springfield
 3-6 at Tulsa
 7-9 at Springfield
 11-14 Corpus Christi
 15-18 at San Antonio
 19-22 Corpus Christi
 23-25 at Frisco
 26-29 at Corpus Christi
 30-31 Frisco

AUGUST

1-5 San Antonio
 7-9 at Northwest Arkansas
 10-12 at Arkansas
 14-16 Northwest Arkansas
 17-19 Arkansas
 21-24 at Corpus Christi
 25-27 at San Antonio
 28-31 San Antonio

SEPTEMBER

1-3 Frisco

STOCKTON

APRIL

5-8 Lake Elsinore
 9-11 Rancho Cucamonga
 12-15 at San Jose
 16-18 at Modesto
 19-22 Visalia
 24-26 at Rancho Cucamonga
 27-29 at Lake Elsinore
 30 Lancaster
 10-12 Modesto

MAY

1-3 Lancaster
 4-6 Inland Empire
 8-10 at Visalia
 11-14 at Inland Empire
 15-17 Rancho Cucamonga
 18-20 San Jose
 22-24 at Rancho Cucamonga
 25-27 at Lancaster
 28-31 Modesto

JUNE

1-2 at Visalia
 5-7 at San Jose
 8-10 Visalia
 11-14 San Jose
 15-17 at Modesto
 18-20 All Star Break
 21-24 Modesto
 25-28 at San Jose
 29-30 Lancaster

JULY

1-3 Lancaster
 3-8 at Inland Empire
 9-12 San Jose
 13-16 at Modesto
 18-20 Lancaster
 21-23 Inland Empire
 24-26 at Modesto
 27-29 at Inland Empire
 31 Modesto

AUGUST

1-2 Modesto
 3-5 at Visalia
 7-9 at Modesto
 10-12 San Jose
 14-16 at Lancaster
 17-19 Visalia
 21-23 Modesto
 24-27 at Visalia
 28-30 at San Jose
 31 Visalia

SEPTEMBER

1-3 Visalia

BELOIT

APRIL

5-6 Wisconsin
 7-8 at Wisconsin
 9-12 at Burlington
 13-15 at Kane County
 17-19 Cedar Rapids
 20-22 at Clinton
 23-26 Peoria
 27-29 Clinton

MAY

1-3 at Fort Wayne
 4-6 at Lake County
 7-9 Great Lakes
 10-12 Lansing
 14-17 at Wisconsin
 18-20 Quad Cities
 21-24 Peoria
 25-28 at Burlington
 29-31 Kane County

JUNE

1-3 at Quad Cities
 5-7 at Cedar Rapids
 8-11 Burlington
 12-14 at Peoria
 15-17 Clinton
 18-20 All-Star Break
 21-24 at Quad Cities
 25-27 at Cedar Rapids
 28-30 Peoria

JULY

1 Peoria
 2-3 Quad Cities
 4-5 at Quad Cities
 6-9 Clinton
 11-13 South Bend
 14-16 West Michigan
 18-20 Bowling Green
 21-23 Dayton
 25-27 at Kane County
 28-31 at Burlington

AUGUST

1-3 Kane County
 4-6 at Cedar Rapids
 8-10 Quad Cities
 11-14 Wisconsin
 15-17 at Clinton
 18-20 Burlington
 21-23 Cedar Rapids
 24-27 at Peoria
 29-31 at Wisconsin

SEPTEMBER

1-3 Cedar Rapids

VERMONT

JUNE

15-17 at Tri-City
 18-20 Connecticut
 21-23 at Hudson Valley
 24-26 at Aberdeen
 28-30 Brooklyn

JULY

1-3 Tri-City
 4-6 at Tri-City
 7-9 Connecticut
 11-13 at State College
 14-16 at Connecticut
 17-19 Staten Island
 20-22 at Hudson Valley
 24-26 Williamsport
 27-29 Batavia
 30-31 at Connecticut

AUGUST

1 at Connecticut
 2-4 Hudson Valley
 5-7 at Lowell
 8-10 at Aberdeen
 11-12 Tri-City

14-16 at Brooklyn
 17-19 Staten Island
 20-22 Aberdeen
 23-25 at Lowell
 26028 Brooklyn
 29-31 at Staten Island

SEPTEMBER

1-3 Tri-City
 1-2 at Hudson Valley

ARIZONA

JUNE

18 Angels
 19 at Diamondbacks
 20 Indians 2
 21 at Padres 1
 23 Cubs 1
 24 at Giants Orange
 25 Giants Orange
 26 at Angels
 28 at Cubs 1
 29 Giants Black
 30 at Giants Black

JULY

1 Diamondbacks
 3 at Indians 2
 4 White Sox
 5 Dodgers
 6 at Reds
 8 Cubs 2
 9 at Cubs 2
 10 Cubs 1
 11 at Brewers
 13 Indians 1
 14 at Mariners
 15 at White Sox
 16 Reds
 19 at Royals
 20 Giants Black
 21 Brewers
 22 at Padres 2
 24 Angels
 25 at Diamondbacks
 26 Rangers
 27 at Indians 1
 29 Cubs 1
 30 at Giants Orange
 31 Giants Orange

AUGUST

1 at Angels
 3 at Cubs 1
 4 Royals
 5 at Indians 2
 6 Padres 2
 8 at Rangers
 9 Mariners
 10 at Cubs 1
 11 Padres 1
 13 at Dodgers
 14 Diamondbacks
 15 at Giants Black
 16 Giants Black
 18 at Angels
 19 at Diamondbacks
 20 Angels
 21 Giants Orange
 23 at Diamondbacks
 24 at Giants Orange
 25 Cubs 1
 26 Diamondbacks

A'S FIRST ROUND DRAFT PICKS

1965 Rick Monday, OF
 1966 Reggie Jackson, OF
 1967 Brian Bickerton, LHP
 1968 Pete Broberg, RHP*
 1969 Dan Stanhouse, RHP/SS
 1970 Dan Ford, OF
 1971 William Daniels, RHP
 1972 Chet Lemon, SS
 1973 Randy Scarbery, RHP
 1974 Jerry Johnson, C*
 1975 Bruce Robinson, C
 1976 Mike Sullivan, RHP*
 1977 Craig Harris, RHP
 1978 Mike Morgan, RHP
 Tim Conroy, LHP (1)
 1979 Juan Bustabad, INF*
 1980 Mike King, LHP
 1981 Tim Pyznarski, 3B
 1982 None (2)
 1983 Stan Hilton, RHP

1984 Mark McGwire, 1B
 1985 Walt Weiss, SS
 1986 Scott Hemond, C
 1987 Lee Tinsley, OF
 1988 Stan Royer, 3B
 1989 None (3)
 1990 Todd Van Poppel, RHP (4)
 Don Peters, RHP
 1991 Brent Gates, SS
 1992 Benji Grigsby, RHP
 1993 John Wasdin, RHP
 1994 Ben Grieve, OF
 1995 Ariel Prieto, RHP
 1996 Eric Chavez, SS
 1997 Chris Enochs, RHP
 Eric DuBose, LHP (5)
 1998 Mark Mulder, LHP
 1999 Barry Zito, LHP
 2000 None (6)
 2001 Bobby Crosby, SS
 Jeremy Bonderman, RHP (7)

2002 Nick Swisher, OF (8)
 Joe Blanton, RHP (9)
 John McCurdy, SS
 Ben Fritz, RHP (10)
 2003 Brad Sullivan, RHP
 Brian Snyder, 3B (11)
 2004 Landon Powell, C (12)
 Richie Robnett, OF
 2005 Cliff Pennington, SS
 2006 None (13)
 2007 James Simmons, RHP
 2008 Jemile Weeks, 2B
 2009 Grant Green, SS
 2010 Michael Choice, OF
 2011 Sonny Gray, RHP
 2012 Addison Russell, SS
 2013 Billy McKinney, OF
 2014 Matt Chapman, 3B
 2015 Richie Martin, SS
 2016 A.J. Puk, LHP
 2017 Austin Beck, CF

* Did not sign with A's

- (1) Compensation for the loss of free agent Mike Jorgensen
- (2) Choice to Boston as compensation for Joe Rudi
- (3) Choice to Seattle as compensation for Mike Moore
- (4) Compensation for the loss of free agent Dave Parker
- (5) Compensation for the loss of free agent Mike Bordick
- (6) Choice to Anaheim as compensation for Mike Magnante
- (7) Compensation for the loss of free agent Kevin Appier
- (8) Compensation for the loss of free agent Johnny Damon
- (9) Compensation for the loss of free agent Jason Giambi

- (10) Compensation for the loss of free agent Jason Isringhausen
- (11) Compensation for the loss of free agent Ray Durham
- (12) Compensation for the loss of free agent Keith Foulke
- (13) Choice to Washington as compensation for Estaban Loaiza

MINOR LEAGUE STATISTICS

NASHVILLE

BATTERS	AVG	G	AB	R	H	2B	3B	HR	RBI	SH	SF	HP	BB	IBB	SO	SB	CS	DP	SLG	OBP	E
Barreto, Franklin	.290	111	469	63	136	19	7	15	54	3	2	9	27	3	141	15	8	8	.456	.339	21
Brugman, Jaycob	.275	38	153	17	42	5	1	1	9	0	0	0	19	1	28	3	1	2	.340	.355	0
Canha, Mark	.283	75	272	52	77	25	3	12	50	1	3	7	34	1	62	4	0	4	.529	.373	1
Carter, Chris	.252	36	131	21	33	5	1	9	22	0	1	3	19	0	49	0	0	4	.511	.357	3
Chapman, Matt	.257	49	175	30	45	6	2	16	30	0	3	1	25	1	63	5	4	2	.589	.348	7
Curtis, Jermaine	.254	22	67	3	17	2	0	0	4	1	0	2	9	0	15	0	0	1	.284	.359	2
Decker, Jaff	.274	93	351	41	96	13	1	6	36	3	5	1	38	2	93	15	5	7	.368	.342	1
LaMarre, Ryan	.240	41	129	11	31	2	2	0	12	2	1	3	11	0	47	5	5	4	.287	.313	1
Lambo, Andrew	.133	12	45	3	6	2	0	0	0	1	0	0	1	0	17	0	0	1	.178	.152	1
Lavarnway, Ryan	.239	82	264	33	63	9	0	6	26	1	3	5	31	0	65	0	2	13	.341	.327	6
Maxwell, Bruce	.286	25	84	11	24	9	0	2	14	0	1	0	8	0	14	0	0	4	.464	.344	0
McBride, Matt	.231	79	251	30	58	19	1	10	49	1	6	6	21	0	47	1	1	7	.434	.299	5
Mercedes, Melvin	.238	62	181	30	43	5	2	0	14	3	2	5	29	0	36	5	2	3	.287	.355	3
Munoz, Yairo	.289	65	256	30	74	9	1	7	42	0	4	1	11	0	46	10	4	8	.414	.316	10
Nunez, Renato	.249	126	473	74	118	27	2	32	78	0	8	5	47	1	141	2	1	14	.518	.319	11
Olson, Matt	.272	79	294	56	80	16	1	23	60	0	3	1	45	0	83	3	0	1	.568	.367	2
Parmelee, Chris	.199	42	136	21	27	6	0	5	14	0	1	0	16	0	46	0	1	0	.353	.281	2
Phegley, Josh	.310	8	29	2	9	2	0	1	4	0	1	2	2	0	5	0	0	0	.483	.382	0
Pinder, Chad	.266	17	64	3	17	2	1	1	2	0	0	1	6	0	23	2	1	2	.375	.338	3
Powell, Boog	.250	3	16	1	4	1	0	0	0	0	0	1	0	5	0	0	0	0	.313	.294	0
Semien, Marcus	.286	3	14	4	4	0	0	1	3	0	0	0	1	0	1	0	0	1	.500	.333	2
Smolinski, Jake	.129	6	31	4	4	1	0	0	1	0	0	1	0	0	8	0	0	1	.161	.156	0
Taylor, Beau	.289	41	142	26	41	6	0	3	17	0	1	0	20	2	32	0	1	6	.394	.374	1
Wendle, Joey	.285	118	478	67	136	29	8	8	54	0	1	12	19	1	82	13	4	6	.429	.327	16
Wilson, Kenny	.237	71	232	22	55	6	2	1	18	0	2	7	15	0	67	12	7	5	.293	.301	2
Team Total	.262	139	4739	655	1240	226	35	159	613	16	48	72	455	12	1217	95	47	104	.425	.333	115

PITCHERS	W	L	ERA	G	GS	CG	SHO	SV	SVO	IP	H	R	ER	HR	HB	BB	IBB	SO	WP	BK	AVG
Alcantara, Raul	1	2	2.67	18	3	0	0	4	5	33.2	36	10	10	0	0	7	0	22	1	0	.273
Axford, John	0	0	0.00	3	0	0	0	0	0	3.1	2	0	0	0	0	0	0	4	0	0	.182
Bassitt, Chris	4	2	6.21	17	2	0	0	0	3	37.2	41	26	26	3	4	16	0	31	0	0	.283
Bawcom, Logan	1	2	5.19	11	0	0	0	0	0	17.1	18	10	10	1	0	6	0	9	1	0	.273
Blackburn, Paul	5	6	3.05	15	14	0	0	0	0	79.2	69	34	27	6	2	26	0	56	1	0	.231
Bracewell, Ben	5	2	4.60	13	12	0	0	0	0	62.2	69	38	32	3	2	23	0	44	2	0	.279
Brady, Michael	3	1	3.21	17	8	0	0	0	0	53.1	45	22	19	5	0	6	0	51	0	1	.222
Castro, Simon	3	5	3.32	33	0	0	0	4	6	38.0	24	21	14	3	6	21	3	63	9	0	.176
Cotton, Jharel	3	0	2.95	4	3	0	0	0	0	21.1	15	8	7	3	0	4	0	28	1	0	.195
Detwiler, Ross	0	1	6.43	14	0	0	0	1	1	14.0	15	10	10	1	0	8	0	12	1	0	.283
Doolittle, Sean	0	0	0.00	1	0	0	0	0	0	1.0	0	0	0	0	0	0	0	2	0	0	.000
Doubront, Felix	2	3	3.86	29	2	0	0	1	2	42.0	40	26	18	5	2	19	3	50	1	0	.244
Dull, Ryan	0	0	0.00	2	0	0	0	0	0	2.2	1	0	0	0	1	1	0	2	0	0	.111
Finnegan, Kyle	1	1	4.94	17	0	0	0	3	3	23.2	25	18	13	4	0	17	0	21	2	0	.275
Gossett, Daniel	4	4	3.66	14	14	0	0	0	0	76.1	70	35	31	6	1	24	1	71	10	0	.239
Graveman, Kendall	0	1	7.20	3	3	0	0	0	0	10.0	18	12	8	1	4	4	0	7	2	0	.383
Gray, Sonny	1	0	0.00	1	1	0	0	0	0	6.0	2	0	0	0	0	0	0	7	1	0	.095
Hahn, Jesse	2	0	4.32	6	5	0	0	0	0	25.0	28	14	12	1	0	14	0	18	4	0	.289
Healy, Tucker	1	2	4.64	35	0	0	0	1	2	42.2	46	23	22	3	4	22	1	34	2	0	.279
Hurlbutt, Dustin	0	1	15.00	1	1	0	0	0	0	3.0	7	5	5	1	0	2	0	2	0	0	.467
Jensen, Chris	5	1	5.95	30	7	0	0	1	2	84.2	102	59	56	8	4	29	0	56	1	0	.294
Kurcz, Aaron	3	3	7.24	22	0	0	0	0	1	27.1	35	22	22	4	3	9	0	28	2	1	.313
Lavarnway, Ryan	0	0	7.71	3	0	0	0	0	0	2.1	3	2	2	0	0	0	0	1	0	0	.333
Manaea, Sean	0	0	2.25	1	1	0	0	0	0	4.0	4	2	1	0	0	1	0	5	0	0	.250
Mengden, Daniel	2	4	4.17	9	9	0	0	0	0	41.0	40	20	19	5	3	18	0	40	1	1	.255
Mercedes, Melvin	0	0	9.82	5	0	0	0	0	0	3.2	6	4	4	1	2	4	0	0	0	0	.375
Moll, Sam	0	0	0.00	6	0	0	0	0	0	7.0	5	0	0	0	1	1	0	8	0	0	.192
Montas, Frankie	0	2	5.22	9	8	0	0	0	0	29.1	25	17	17	4	0	7	0	37	1	0	.223
Neal, Zach	4	8	4.82	21	16	0	0	0	0	99.0	115	54	53	9	6	10	1	43	1	1	.297
Parmelee, Chris	0	0	27.00	1	0	0	0	0	0	0.2	2	2	2	0	0	4	0	0	0	0	.667
Sanchez, Jake	1	2	1.47	14	0	0	0	3	6	18.1	15	5	3	0	1	4	0	19	0	0	.227

PLAYER DEVELOPMENT

Minor League Statistics, continued

PITCHERS	W	L	ERA	G	GS	CG	SHO	SV	SVO	IP	H	R	ER	HR	HB	BB	IBB	SO	WP	BK	AVG
Sawyer, Dalton	0	1	11.42	2	2	0	0	0	0	8.2	12	11	11	3	0	6	0	2	0	0	.343
Schuster, Patrick	3	2	5.94	27	0	0	0	1	2	33.1	43	23	22	4	3	12	0	40	2	0	.307
Seddon, Joel	0	0	2.25	1	1	0	0	0	0	4.0	5	1	1	0	0	3	0	5	0	0	.333
Smith, Chris	4	3	3.16	15	12	0	0	0	0	74.0	76	27	26	5	1	20	0	64	1	0	.265
Smith, Josh	4	1	3.70	19	2	0	0	1	5	41.1	33	17	17	4	3	11	1	44	2	0	.220
Sturdevant, Tyler	1	2	4.39	18	0	0	0	0	2	26.2	35	21	13	1	0	13	1	13	1	0	.310
Trivino, Lou	1	2	3.60	25	0	0	0	4	4	35.0	33	15	14	0	1	11	2	31	4	1	.244
Valdez, Cesar	1	0	2.70	2	2	0	0	0	0	10.0	8	3	3	1	0	0	0	12	0	0	.211
Wahl, Bobby	1	1	4.15	11	0	0	0	3	3	13.0	13	8	6	3	0	5	0	22	1	0	.245
Walter, Corey	2	6	5.20	21	11	2	0	1	2	72.2	97	45	42	4	2	23	1	46	5	0	.321
Team Total	68	71	4.37	139	139	2	11	28	49	1229.1	1278	670	597	102	56	411	14	1050	60	5	.267

MIDLAND

BATTERS	AVG	G	AB	R	H	2B	3B	HR	RBI	SH	SF	HP	BB	IBB	SO	SB	CS	DP	SLG	OBP	E
Bennie, Joe	.238	22	80	7	19	4	1	1	3	0	0	0	12	0	25	0	2	5	.350	.337	0
Boyd, B.J.	.323	130	533	82	172	29	6	5	56	1	5	5	34	2	74	16	5	8	.428	.366	3
Cogswell, Brandon	.225	24	71	6	16	2	0	0	3	1	0	0	7	0	15	1	1	3	.254	.295	3
Curtis, Jermaine	.310	56	203	28	63	14	1	1	28	0	3	7	37	1	42	2	1	8	.404	.428	0
Marincov, Tyler	.266	79	286	42	76	20	2	9	54	0	6	5	30	0	95	5	4	4	.444	.339	3
Martin, Richie	.224	86	286	43	64	11	3	3	27	1	3	11	24	0	57	12	3	6	.315	.306	7
Mateo, Jorge	.292	30	137	25	40	5	7	4	20	0	1	0	9	0	33	13	3	0	.518	.333	7
Mercedes, Melvin	.300	5	20	5	6	1	0	0	2	0	0	0	3	0	0	0	0	2	.350	.391	2
Munoz, Yairo	.316	47	190	35	60	17	3	6	26	1	3	1	10	1	35	12	1	5	.532	.348	10
Murphy, Sean	.209	53	191	25	40	7	0	4	22	2	2	1	21	0	34	0	0	9	.309	.288	2
Neuse, Sheldon	.373	18	67	9	25	4	0	0	6	0	1	1	6	1	21	0	0	3	.433	.427	1
Paz, Andy	.251	53	179	14	45	4	0	0	19	2	2	0	14	0	37	3	0	14	.274	.303	1
Raga, Argenis	.200	28	95	11	19	5	0	2	13	0	2	0	8	0	25	0	0	3	.316	.257	4
Ramirez, Tyler	.308	58	208	29	64	11	1	4	24	0	3	4	28	0	53	3	3	2	.428	.395	0
Rodriguez, J.C.	.235	8	17	1	4	1	1	0	2	0	0	0	0	0	6	0	0	0	.412	.235	3
Rosa, Viosergy	.255	135	517	62	132	28	1	18	110	0	10	2	56	5	137	0	1	19	.418	.325	9
Schrock, Max	.321	106	417	55	134	19	1	7	46	0	1	5	34	0	42	4	2	7	.422	.379	6
Sportman, J.P.	.275	130	513	71	141	27	5	12	74	1	3	5	36	0	113	14	8	21	.417	.327	6
Tarsovich, Jordan	.240	104	341	56	82	15	3	3	30	3	4	3	48	0	79	13	5	9	.328	.336	19
Taylor, Beau	.309	21	68	10	21	4	1	2	7	0	1	0	9	0	17	0	0	1	.485	.385	0
Vertigan, Brett	.285	67	249	39	71	18	2	1	21	4	1	2	35	0	59	7	2	5	.386	.376	0
Wilson, Kenny	.250	19	64	13	16	1	1	2	8	0	0	2	10	0	14	3	2	1	.391	.368	1
Team Total	.277	138	4733	668	1310	247	39	84	601	16	51	54	471	10	1013	108	43	135	.399	.346	97

PITCHERS	W	L	ERA	G	GS	CG	SHO	SV	SVO	IP	H	R	ER	HR	HB	BB	IBB	SO	WP	BK	AVG
Bracewell, Ben	2	1	6.30	15	8	0	0	0	0	50.0	61	35	35	5	3	22	0	29	2	0	.311
Bragg, Sam	4	1	3.03	45	0	0	0	6	7	68.1	69	25	23	4	1	16	0	56	4	1	.264
Fillmyer, Heath	11	5	3.49	29	29	0	0	0	0	149.2	158	66	58	19	6	51	0	115	16	1	.272
Finnegan, Kyle	1	3	3.19	29	0	0	0	9	11	36.2	36	13	13	4	1	8	1	36	5	0	.254
Friedrichs, Kyle	1	4	6.00	18	3	0	0	1	1	51.0	58	38	34	7	9	17	2	36	0	1	.280
Graves, Brett	1	1	5.97	7	6	0	0	0	0	31.2	48	22	21	1	2	10	0	28	4	0	.353
Holmes, Grant	11	12	4.49	29	24	0	0	0	0	148.1	149	82	74	15	9	61	2	150	15	1	.262
Hurlbutt, Dustin	3	2	3.55	9	8	0	0	0	0	45.2	33	19	18	5	3	25	0	32	2	0	.195
Kurcz, Aaron	2	1	3.09	17	0	0	0	0	1	23.1	18	8	8	2	1	8	0	11	3	0	.220
Manarino, Evan	1	4	8.10	5	5	0	0	0	0	26.2	45	25	24	4	1	6	0	12	4	0	.388
Mann, Brandon	3	8	4.40	46	2	0	0	2	4	75.2	66	46	37	6	6	36	2	81	4	2	.231
Meisner, Casey	4	4	4.12	12	0	0	0	0	0	59.0	55	27	27	4	9	27	0	37	3	2	.249
Naille, James	2	3	3.21	14	10	0	0	0	0	61.2	55	30	22	5	0	17	0	42	2	1	.239
Navas, Carlos	3	4	3.25	33	2	0	0	4	6	52.2	49	23	19	4	1	15	0	48	2	0	.246
Paz, Andy	0	0	0.00	3	0	0	0	0	0	3.0	5	2	0	0	0	0	0	1	0	0	.357
Puk, A.J.	2	5	4.36	13	0	0	0	0	0	64.0	64	34	31	2	3	25	0	86	7	0	.256
Raga, Argenis	0	0	0.00	1	0	0	0	0	0	1.0	1	0	0	0	0	1	0	0	0	0	.250
Sanchez, Jake	0	0	1.13	9	0	0	0	3	3	8.0	4	1	1	0	0	2	0	14	0	0	.148
Seddon, Joel	3	4	5.00	33	6	0	0	2	3	93.2	107	56	52	8	6	31	2	70	2	0	.294
Stull, Cody	2	2	5.27	26	1	0	0	0	1	42.2	52	28	25	4	1	24	2	26	5	1	.301
Sturdevant, Tyler	2	4	3.74	25	0	0	0	4	8	33.2	32	18	14	5	0	7	2	31	2	0	.246
Tarsovich, Jordan	0	0	0.00	1	0	0	0	0	0	1.0	1	0	0	0	0	0	0	1	0	0	.250
Trivino, Lou	7	1	2.43	23	0	0	0	1	3	33.1	31	9	9	0	1	10	0	34	0	1	.246

PITCHERS	W	L	ERA	G	GS	CG	SHO	SV	SVO	IP	H	R	ER	HR	HB	BB	IBB	SO	WP	BK	AVG
Twomey, Kyle	0	1	31.50	1	0	0	0	0	0	2.0	6	7	7	1	1	2	0	1	1	0	.600
Walter, Corey	2	1	2.44	10	9	0	0	0	0	44.1	45	16	12	0	2	12	1	30	3	0	.265
Zambrano, Jesus	0	0	22.50	1	0	0	0	0	0	2.0	5	5	2	0	1	0	0	3	1	0	.455
Team Total	67	71	4.22	138	138	0	6	32	48	1209.0	1253	635	567	107	66	434	14	1010	87	11	.268

STOCKTON

BATTERS	AVG	G	AB	R	H	2B	3B	HR	RBI	SH	SF	HP	BB	IBB	SO	SB	CS	DP	SLG	OBP	E
Akau, Iolana	.236	16	55	6	13	2	0	0	4	0	0	2	3	0	17	1	1	1	.273	.300	3
Barrera, Luis	.228	35	114	15	26	2	0	4	16	1	1	0	8	0	25	3	1	3	.351	.276	4
Bolt, Kyle	.243	114	432	76	105	24	7	15	66	4	4	3	53	1	134	9	8	3	.435	.327	5
Brown, Seth	.270	135	518	80	140	18	7	30	109	0	4	1	56	1	146	7	7	3	.506	.340	8
Chapman, Matt	.000	2	7	0	0	0	0	0	0	0	0	0	1	0	3	0	0	0	.000	.125	0
Chavez, Santiago	.192	52	167	12	32	10	0	2	11	1	1	1	10	0	58	2	1	4	.287	.240	8
Cogswell, Brandon	.282	71	255	32	72	15	1	0	23	2	1	1	34	1	48	4	2	6	.349	.368	4
Diaz, Edwin	.089	13	45	2	4	0	1	0	3	1	1	0	4	0	15	0	0	1	.133	.160	3
Gilbert, Trent	.278	31	115	16	32	7	1	3	13	1	0	2	3	0	32	1	0	0	.435	.308	0
Harris, James	.244	21	82	11	20	5	0	1	9	0	0	0	7	1	20	2	1	2	.341	.303	1
Iriart, Chris	.203	58	202	20	41	7	0	10	29	0	1	4	15	0	89	0	0	4	.386	.270	1
Martin, Richie	.266	23	94	16	25	2	3	1	6	0	0	1	8	0	21	1	1	1	.383	.330	3
Mondou, Nate	.278	59	223	38	62	8	4	2	27	0	3	3	28	0	57	8	5	1	.377	.362	3
Murphy, Sean	.297	45	165	22	49	11	0	9	26	0	1	1	11	0	33	0	0	9	.527	.343	3
Neuse, Sheldon	.386	22	83	21	32	3	0	7	22	0	0	2	9	0	25	2	0	1	.675	.457	4
Pimentel, Sandber	.279	70	244	40	68	8	0	14	42	0	0	1	36	2	78	0	0	6	.484	.374	7
Raga, Argenis	.259	47	162	24	42	11	0	6	20	0	1	0	13	0	40	0	0	9	.438	.313	2
Ramirez, Tyler	.301	76	279	51	84	12	2	7	39	0	2	2	45	0	80	5	2	4	.434	.399	0
Semien, Marcus	.353	5	17	2	6	3	0	1	5	0	3	0	0	0	2	0	0	0	.706	.300	1
Siddall, Brett	.300	117	440	78	132	23	0	21	68	0	3	14	33	1	104	3	1	7	.495	.365	5
Smolinski, Jake	.250	7	24	5	6	1	0	1	10	0	2	1	5	0	4	0	1	1	.417	.375	0
Vidales, Josh	.206	62	243	20	50	7	0	1	20	3	2	0	23	0	59	3	6	3	.247	.272	5
White, Eli	.270	115	448	71	121	32	6	4	36	2	2	9	41	0	121	12	5	9	.395	.342	25
White, Mikey	.261	115	440	59	115	27	4	17	73	1	1	6	40	0	121	4	0	12	.457	.331	21
Team Total	.263	140	4854	717	1277	238	36	156	677	16	33	54	486	7	1332	67	42	90	.423	.335	131

PITCHERS	W	L	ERA	G	GS	CG	SHO	SV	SVO	IP	H	R	ER	HR	HB	BB	IBB	SO	WP	BK	AVG
Bailey, Brandon	2	1	4.24	9	6	0	0	1	1	34.0	28	16	16	4	1	10	0	47	5	0	.217
Bassitt, Chris	0	1	2.77	7	7	0	0	0	0	13.0	9	4	4	0	0	4	0	14	0	0	.191
Biegalski, Boomer	3	2	5.12	19	7	0	0	2	2	51.0	52	30	29	12	2	18	1	64	2	0	.265
Blackwood, Nolan	1	5	3.00	44	0	0	0	19	20	57.0	42	25	19	2	4	18	2	48	2	0	.205
Brown, Seth	0	0	0.00	1	0	0	0	0	0	0.2	1	0	0	0	0	0	0	0	0	0	.333
Butler, Brendan	4	5	6.21	14	7	0	0	0	1	58.0	72	49	40	5	3	30	1	51	5	0	.308
Cochran-Gill, Trey	0	0	16.20	1	0	0	0	0	1	1.2	4	3	3	0	0	1	0	1	0	0	.444
Doolittle, Sean	0	0	0.00	2	0	0	0	0	0	2.0	0	0	0	0	0	0	0	3	0	0	.000
Duno, Angel	8	9	5.40	29	22	0	0	0	0	140.0	187	96	84	25	10	26	2	126	7	3	.317
Friedrichs, Kyle	2	2	2.98	16	4	0	0	1	1	54.1	44	22	18	7	6	12	0	42	1	0	.218
Gilbert, Will	1	1	6.86	9	0	0	0	0	0	19.2	23	16	15	2	0	9	0	14	3	0	.303
Gorman, John	0	0	6.00	4	0	0	0	0	0	6.0	7	4	4	1	1	2	0	4	0	0	.318
Graves, Brett	0	0	2.55	7	4	0	0	0	0	24.2	18	9	7	3	0	3	0	29	1	1	.196
Gray, Sonny	1	0	0.00	1	1	0	0	0	0	5.0	1	0	0	0	0	0	0	6	0	0	.063
Hahn, Jesse	0	0	3.38	1	1	0	0	0	0	5.1	4	2	2	1	0	1	0	4	1	0	.211
Hurlbutt, Dustin	2	2	3.23	15	8	0	0	0	1	69.2	52	25	25	7	2	16	1	74	3	0	.199
Iriart, Chris	0	0	---	1	0	0	0	0	0	0.0	0	0	0	0	0	1	0	0	0	0	---
Jefferies, Daulton	0	0	2.57	2	1	0	0	0	0	7.0	7	6	2	0	0	1	0	6	0	0	.241
Jensen, Chris	0	0	1.69	2	0	0	0	1	1	5.1	1	1	1	1	0	0	0	6	0	0	.056
Lyons, Jared	2	3	4.63	33	0	0	0	1	3	46.2	51	35	24	4	0	22	2	47	2	0	.280
Manarino, Evan	7	8	4.89	25	13	0	0	0	1	103.0	129	62	56	13	1	11	0	93	4	0	.301
Marsonek, Brandon	0	1	2.82	11	0	0	0	1	1	22.1	13	9	7	2	0	15	0	17	1	0	.159
Marsoner, Casey	6	5	3.98	16	12	0	0	0	0	74.2	73	36	33	9	4	20	1	80	4	1	.253
Naile, James	0	0	5.14	2	2	0	0	0	0	7.0	9	5	4	0	0	1	0	4	0	0	.290
Navas, Carlos	3	0	0.50	12	0	0	0	2	2	18.0	6	2	1	1	0	4	1	28	2	0	.100
Puk, A.J.	4	5	3.69	14	11	0	0	0	2	61.0	44	28	25	1	4	23	0	98	2	0	.196
Raga, Argenis	0	0	0.00	1	0	0	0	0	0	1.0	0	0	0	0	0	1	0	0	0	0	.000
Romero, Miguel	3	1	6.87	8	1	0	0	0	1	18.1	22	16	14	4	3	9	0	25	0	0	.301
Ruiz, Armando	3	1	4.87	27	0	0	0	2	3	44.1	40	24	24	5	3	19	0	46	2	1	.235
Ruiz, Norge	3	1	5.71	8	8	0	0	0	0	34.2	47	26	22	4	2	12	0	24	2	0	.326

Minor League Statistics, continued

PITCHERS	W	L	ERA	G	GS	CG	SHO	SV	SVO	IP	H	R	ER	HR	HB	BB	IBB	SO	WP	BK	AVG
Sawyer, Dalton	5	5	3.68	13	11	0	0	0	0	66.0	67	29	27	12	5	20	0	74	3	0	.253
Sergey, Matt	1	0	3.48	8	0	0	0	0	1	10.1	7	6	4	1	0	4	0	11	1	0	.189
Shore, Logan	2	5	4.09	17	14	0	0	1	1	72.2	81	38	33	5	0	16	0	74	0	0	.276
Stull, Cody	1	0	2.76	10	0	0	0	2	2	16.1	14	6	5	1	0	4	1	14	1	0	.230
Tomasovich, Andrew	3	3	4.72	29	0	0	0	0	1	34.1	33	21	18	3	2	18	0	42	4	0	.254
Vidales, Josh	0	1	33.75	1	0	0	0	0	0	1.1	5	5	5	1	0	1	0	0	0	0	.714
Wagman, Joey	4	2	4.86	37	0	0	0	1	2	53.2	56	33	29	5	4	31	3	48	5	2	.269
Wahl, Bobby	0	0	0.00	2	0	0	0	0	0	2.0	0	0	0	0	0	0	0	6	0	0	.000
Team Total	71	69	4.33	140	140	0	11	34	48	1242.0	1249	689	598	141	57	386	15	1270	63	8	.258

BELOIT

BATTERS	AVG	G	AB	R	H	2B	3B	HR	RBI	SH	SF	HP	BB	IBB	SO	SB	CS	DP	SLG	OBP	E
Barrera, Luis	.277	73	278	41	77	13	7	3	22	1	3	3	16	0	61	13	7	7	.406	.320	2
Diaz, Edwin	.255	89	302	49	77	12	3	10	45	2	2	2	43	0	41	0	0	4	.414	.350	13
Goldstein, Jason	.203	72	241	23	49	9	0	3	21	1	3	4	21	0	92	0	0	5	.278	.275	3
Gruber, Cole	.182	18	55	7	10	3	0	0	2	1	0	1	9	0	22	2	0	1	.236	.308	3
Loehr, Trace	.267	94	363	47	97	10	8	3	36	7	2	0	19	0	63	10	6	6	.364	.302	14
Lopez, Jesus	.280	38	132	15	37	6	1	2	13	2	1	1	8	0	19	4	1	4	.386	.324	6
Marinez, Eric	.278	114	410	40	114	18	3	3	30	4	2	1	39	1	86	6	2	14	.359	.341	28
Martin, Mike	.300	73	263	46	79	16	1	1	27	3	3	5	22	0	41	24	4	7	.380	.362	0
Mercedes, Miguel	.230	119	452	46	104	26	0	16	59	0	4	6	31	0	126	0	2	10	.394	.286	15
Mondou, Nate	.296	66	247	31	73	16	3	0	32	2	6	2	31	2	43	8	3	6	.385	.371	10
Nowlin, Kyle	.248	123	416	52	103	28	0	11	66	0	2	3	69	0	133	2	2	14	.394	.357	5
Perisco, Luke	.260	117	446	61	116	25	4	5	64	1	7	2	46	1	80	7	4	11	.368	.327	8
Rodriguez, J.C.	.244	62	193	22	47	13	0	4	21	2	2	4	28	0	33	0	1	7	.373	.348	7
Shelby, JaVon	.198	114	374	40	74	14	0	8	39	1	2	4	41	1	164	7	8	8	.299	.283	8
Theroux, Collin	.147	84	273	34	40	11	0	13	30	0	0	0	38	0	143	1	0	4	.330	.251	9
Vidales, Josh	.256	45	160	26	41	4	2	2	17	2	0	1	21	0	21	3	4	2	.344	.346	3
Team Total	.247	138	4605	580	1138	224	32	84	524	29	39	39	482	6	1168	87	44	110	.364	.321	148

PITCHERS	W	L	ERA	G	GS	CG	SHO	SV	SVO	IP	H	R	ER	HR	HB	BB	IBB	SO	WP	BK	AVG
Alejo, Yordys	4	3	4.56	32	0	0	0	4	5	49.1	60	29	25	6	4	19	5	40	0	0	.305
Altamirano, Xavier	8	6	3.59	31	14	0	0	2	2	117.2	106	53	47	8	6	31	1	95	5	0	.245
Bailey, Brandon	1	1	2.68	15	11	0	0	0	0	57.0	40	17	17	4	3	21	0	73	3	1	.199
Biegalski, Boomer	0	0	3.38	2	2	0	0	0	0	8.0	7	4	3	1	1	2	0	6	1	0	.241
Bowers, Heath	5	0	2.22	32	0	0	0	4	5	81.0	66	26	20	1	10	42	1	53	8	3	.228
Butler, Brendan	2	3	2.32	12	9	0	0	0	0	54.1	42	22	14	1	8	13	0	64	2	1	.208
Camacho, Joseph	3	3	2.75	18	1	0	0	1	2	39.1	38	15	12	1	1	8	0	34	0	0	.248
Chalmers, Dakota	2	2	4.34	10	5	0	0	0	0	29.0	15	14	14	1	5	29	0	47	8	1	.155
Damron, Ty	5	5	4.53	18	5	0	0	2	4	45.2	58	27	23	1	4	22	1	47	6	0	.314
Erwin, Zack	6	4	2.08	19	19	0	0	0	0	95.1	74	30	22	4	1	29	0	91	3	0	.213
Gilbert, Will	2	0	1.04	6	0	0	0	0	1	8.2	7	2	1	0	0	1	0	6	1	0	.233
Gorman, John	1	0	0.93	13	0	0	0	2	2	19.1	8	2	2	1	0	1	0	24	2	0	.121
Gruber, Cole	0	0	0.00	2	0	0	0	0	0	3.0	5	0	0	0	0	0	0	2	0	0	.417
Highburger, Nick	1	1	6.60	10	0	0	0	1	1	15.0	21	16	11	2	1	4	0	10	0	1	.318
Hurtado, Jhenderson	0	1	6.75	1	0	0	0	0	0	2.2	4	2	2	0	1	2	0	2	0	0	.333
Jordan, Mitchell	2	10	5.78	25	7	0	0	1	2	76.1	97	52	49	12	1	31	1	66	7	0	.317
Marinez, Eric	0	0	0.00	1	0	0	0	0	0	0.1	0	0	0	0	0	0	0	1	0	0	.000
Martinez, Seth	5	10	3.49	20	10	0	0	1	1	95.1	90	46	37	9	5	19	0	73	1	0	.248
Mendoza, Abdiel	0	0	15.43	1	1	0	0	0	0	2.1	3	4	4	1	0	3	0	2	0	0	.333
Milburn, Matt	7	11	4.34	28	22	0	0	0	1	141.0	153	73	68	7	6	32	1	136	14	1	.281
Murray, Michael	0	1	2.54	8	4	0	0	0	0	28.1	30	15	8	3	2	8	0	27	1	0	.263
Nowlin, Kyle	0	1	0.00	3	0	0	0	1	1	2.1	2	1	0	0	1	0	0	0	0	0	.222
Romero, Miguel	0	0	2.25	3	3	0	0	0	0	8.0	6	2	2	0	1	2	0	7	0	0	.200
Sawyer, Dalton	4	3	2.25	12	8	1	0	1	1	56.0	34	15	14	3	2	21	0	64	2	3	.178
Sheehan, Sam	3	2	2.21	29	0	0	0	6	6	40.2	26	14	10	3	3	27	2	54	3	0	.181
Tomasovich, Andrew	1	0	0.00	6	0	0	0	0	0	9.0	4	0	0	0	0	0	0	13	1	0	.125
Twomey, Kyle	2	4	4.12	15	14	0	0	0	0	67.2	81	40	31	5	1	20	0	60	5	0	.292
Zambrano, Jesus	1	2	6.06	27	3	0	0	4	5	65.1	68	46	44	5	6	29	1	58	9	2	.271
Team Total	65	73	3.55	138	138	1	12	30	39	1218.0	1145	567	480	79	73	416	13	1155	82	13	.249

VERMONT

BATTERS	AVG	G	AB	R	H	2B	3B	HR	RBI	SF	HP	BB	IBB	SO	SB	CS	DP	SLG	OBP	E		
Akai, Iolana	.173	32	104	8	18	3	0	0	7	3	0	3	4	0	35	0	0	.202	.225	5		
Arruda, Aaron	.191	45	157	17	30	8	0	4	15	1	1	2	11	0	66	0	1	.4	.318	.251	4	
Bennie, Robert	.000	4	17	2	0	0	0	0	0	0	0	0	0	7	0	0	0	.000	.000	0		
Churlin, Anthony	.265	49	166	26	44	11	3	3	19	2	1	3	11	0	53	3	0	2	.422	.320	4	
Costa, Jarrett	.180	42	128	12	23	4	1	2	12	0	2	1	19	0	35	0	0	2	.273	.287	6	
Deichmann, Greg	.274	46	164	31	45	10	4	8	30	0	1	2	28	0	40	4	1	2	.530	.385	1	
Devencenzi, Jordan	.276	50	170	20	47	5	0	1	16	1	1	5	20	0	16	2	0	6	.324	.367	4	
Farrar, Logan	.313	47	179	27	56	13	0	3	26	1	1	7	14	0	33	5	0	6	.436	.383	1	
Godard, Javier	.187	40	139	15	26	3	1	0	15	3	1	1	18	0	29	1	1	8	.223	.283	2	
Gonzalez, Roger	.182	10	33	4	6	0	1	1	3	0	0	0	7	0	6	0	0	0	.333	.325	1	
Gridle, Ryan	.262	56	210	25	55	12	0	1	24	3	2	4	28	0	33	6	2	3	.333	.357	5	
Hargrove, Hunter	.237	20	76	4	18	3	0	1	7	0	0	0	3	0	15	0	0	1	.316	.266	0	
Lage, Jesus	.233	47	159	18	37	8	3	1	16	3	1	3	5	0	52	2	3	4	.340	.268	14	
Lopez, Jesus	.227	12	44	4	10	2	0	1	9	0	0	0	3	0	10	2	0	1	.341	.277	2	
Martin, Mike	.238	5	21	4	5	0	1	0	3	0	0	0	1	0	4	3	0	0	.333	.273	1	
McCray, Jeremiah	.174	17	46	4	8	0	0	0	1	0	1	1	0	0	10	1	3	1	.174	.188	1	
McDonald, Mickey	.130	16	54	4	7	1	0	0	6	0	0	0	4	0	20	2	0	0	.148	.190	1	
Meggs, Jack	.290	20	69	9	20	2	0	0	3	11	0	2	1	9	0	14	2	1	0	.449	.370	1
Merrell, Kevin	.320	31	125	27	40	5	1	2	9	2	3	1	9	0	22	10	3	0	.424	.362	8	
Quintin, Christopher	.000	2	5	1	0	0	0	0	0	0	0	0	2	0	1	0	0	0	.000	.286	0	
Squier, Payton	.262	33	122	10	32	4	1	0	20	4	3	0	4	0	22	0	1	0	.311	.279	1	
Terrell, James	.221	40	113	9	25	2	1	2	12	3	1	1	4	0	32	2	1	2	.310	.252	3	
Toffey, Will	.263	57	209	38	55	11	2	1	22	1	3	2	38	0	45	2	2	6	.349	.377	10	
Team Total	.242	75	2510	319	607	107	19	34	283	27	24	37	242	0	600	47	19	48	.340	.315	88	

PITCHERS	W	L	ERA	G	GS	CG	SHO	SV	SVO	IP	H	R	ER	HR	HB	BB	IBB	SO	WP	BK	AVG
Andueza, Ivan	6	3	2.75	14	7	2	0	0	0	72.0	59	31	22	3	4	22	0	50	6	0	.228
Berube, Marc	2	2	3.92	14	1	0	0	1	1	20.2	24	12	9	3	2	9	1	18	4	0	.282
Blanco, Argenis	5	7	5.30	14	11	0	0	0	0	69.2	79	46	41	10	5	25	0	48	7	0	.283
Charles, Wandisson	2	0	3.43	15	0	0	0	5	6	21.0	15	10	8	1	1	18	0	29	8	1	.203
Churlin, Anthony	0	1	0.00	1	0	0	0	0	0	1.0	3	3	0	0	1	0	1	0	0	0	.429
Conley, Bryce	0	3	6.12	15	4	0	0	0	0	25.0	21	18	17	2	4	23	0	28	3	0	.239
Danielak, Michael	3	0	1.20	17	0	0	0	4	4	30.0	23	4	4	2	1	9	0	35	3	0	.205
Donica, Heath	0	0	0.00	3	0	0	0	1	1	6.2	5	0	0	0	0	0	0	4	0	0	.217
Dunshree, Parker	1	0	0.00	12	9	0	0	0	0	38.1	15	0	0	0	4	8	0	45	0	1	.119
Godard, Javier	1	0	0.00	2	0	0	0	0	0	2.1	2	0	0	0	0	1	0	1	0	0	.250
Gorman, John	0	0	1.80	2	0	0	0	0	0	5.0	3	1	1	0	0	0	0	8	0	0	.167
Howard, Brian	2	1	1.15	11	6	0	0	1	1	31.1	22	5	4	0	0	1	0	29	1	0	.200
Hurtado, Jhenderson	1	0	3.77	5	1	0	0	0	0	14.1	11	6	6	1	2	4	0	15	1	1	.212
Jones, Malik	1	2	3.29	11	1	0	0	0	0	13.2	10	6	5	0	1	11	0	15	4	0	.189
Kelliher, Branden	2	2	2.81	17	0	0	0	3	4	32.0	26	12	10	1	4	20	1	27	8	0	.226
Luzardo, Jesus	1	0	0.00	5	5	0	0	0	0	18.0	12	5	4	1	2	4	0	20	0	0	.188
Marks, Wyatt	3	0	2.68	11	5	0	0	0	0	37.0	29	14	11	7	1	12	0	49	2	1	.209
Martinez, Seth	0	1	1.80	1	1	0	0	0	0	5.0	7	1	1	0	1	0	0	3	0	0	.318
Mejia, Jeferson	1	1	1.54	9	0	0	0	1	2	11.2	4	2	2	0	0	11	0	13	2	0	.100
Mendoza, Abdiel	2	3	3.82	7	6	0	0	0	0	30.2	26	14	13	1	3	8	0	17	1	1	.234
Mora, Jose	0	1	17.36	3	0	0	0	1	1	4.2	11	9	9	1	0	1	0	8	2	0	.478
Morban, Richard	1	0	5.40	3	1	0	0	0	0	10.0	11	6	6	3	0	3	0	6	0	0	.282
Poche', Jared	0	0	0.00	1	1	0	0	0	0	2.0	3	0	0	0	0	0	0	2	0	0	.333
Reagan, Josh	1	1	2.21	12	0	0	0	1	2	20.1	15	5	5	1	1	2	0	21	2	1	.203
Rulz, Jean	1	0	1.38	15	8	0	0	0	1	52.1	35	11	8	1	5	9	0	42	0	0	.187
Salow, Logan	2	3	1.61	15	0	0	0	1	2	22.1	14	7	4	0	2	14	0	28	3	0	.177
Sanchez, Carlos	1	0	18.00	2	0	0	0	0	0	4.0	8	8	8	3	0	2	0	1	1	0	.400
Tovar, Oscar	3	2	3.46	15	8	0	0	2	3	65.0	58	29	25	4	7	26	0	45	6	2	.242
Team Total	42	33	3.01	75	75	2	7	21	28	666.0	551	265	223	45	50	244	2	608	64	8	.224

Minor League Statistics, continued

ARIZONA

BATTERS	AVG	G	AB	R	H	2B	3B	HR	RBI	SH	SF	HP	BB	IBB	SO	SB	CS	DP	SLG	OBP	E
Allen, Nick	.254	35	138	26	35	3	2	1	14	2	0	1	13	0	28	7	3	1	.326	.322	12
Armenteros, Lazaro	.288	41	156	24	45	9	4	4	22	0	2	7	16	0	48	10	1	3	.474	.376	5
Beck, Austin	.211	41	152	23	32	7	4	2	28	0	3	2	17	0	51	7	1	0	.349	.293	1
Brito, Marcos	.234	44	171	30	40	4	2	1	17	0	1	1	21	0	42	4	1	2	.298	.320	13
Diaz, Jordan	.185	8	27	2	5	0	0	0	2	0	1	0	0	0	4	1	0	1	.185	.179	4
Farrar, Logan	.486	9	35	10	17	6	1	1	6	0	1	5	0	5	0	0	0	0	.800	.561	0
Goldby, Cooper	.189	22	53	8	10	1	0	0	3	1	0	4	10	0	24	0	0	0	.208	.358	3
Hargrove, Hunter	.299	17	67	6	20	8	0	0	13	0	0	2	4	0	11	1	0	3	.418	.356	0
Iriart, Chris	.212	10	33	9	7	2	0	0	2	0	1	2	8	1	14	0	0	1	.273	.386	0
Jones, Justin	.216	25	74	10	16	2	0	3	11	0	2	1	9	0	18	1	0	0	.365	.302	3
Lumley, Jake	.333	35	135	20	45	7	4	0	25	0	0	0	12	0	22	3	2	2	.444	.388	15
McCray, Jeramiah	.156	17	64	5	10	1	1	0	4	0	0	1	8	0	13	5	2	0	.203	.260	2
McDonald, Mickey	.278	20	72	18	20	0	2	2	9	0	1	0	6	0	9	7	2	0	.417	.329	1
Medina, Alonzo	.197	36	127	7	25	7	1	2	8	0	2	0	19	0	48	0	0	3	.315	.297	8
Monseratt, Jesus	.000	6	11	0	0	0	0	0	0	1	0	0	1	0	1	0	0	0	.000	.083	4
Pantoja, Enrry	.244	29	90	8	22	2	1	0	10	1	1	3	13	0	18	6	1	0	.289	.355	1
Quintin, Christopher	.000	4	10	1	0	0	0	0	1	0	0	0	1	0	2	0	0	1	.000	.091	3
Rodriguez, Jhonny	.194	21	72	8	14	1	3	2	9	0	1	1	14	0	28	0	0	1	.375	.330	0
Sanchez, Santis	.253	30	99	10	25	6	0	0	10	0	1	0	8	0	31	0	1	3	.313	.306	5
Spitz, Adrian	.160	19	25	5	4	3	0	0	5	0	0	0	4	0	9	0	1	0	.280	.276	0
Spitznagel, Ben	.337	29	92	27	31	7	2	0	6	2	0	3	18	1	13	6	1	0	.457	.460	0
Vargas, Yerdel	.208	39	144	13	30	6	4	0	13	1	2	4	6	0	36	3	4	0	.306	.256	15
Weber, Skyler	.186	13	43	10	8	4	1	0	3	0	1	1	2	0	12	1	0	0	.326	.324	1
Team Total	.244	56	1890	280	461	86	32	18	221	8	19	34	215	2	427	62	20	21	.352	.239	104

PITCHERS	W	L	ERA	G	GS	CG	SHO	SV	SVO	IP	H	R	ER	HR	HB	BB	IBB	SO	WP	BK	AVG
Alcantara, Raul	0	0	0.00	4	2	0	0	0	0	5.1	2	0	0	0	0	1	0	7	0	0	.118
Berrios, Osvaldo	2	3	8.00	13	7	0	0	0	0	27.0	39	27	24	2	1	8	0	25	4	1	.342
Damron, Ty	0	2	9.00	3	0	0	0	0	0	4.0	9	4	4	0	0	1	0	6	1	0	.409
Danielak, Michael	0	0	13.50	1	1	0	0	0	0	0.2	4	3	1	0	0	0	0	1	0	0	.571
Donica, Heath	2	1	5.79	13	1	0	0	0	0	23.1	26	17	15	1	2	5	1	35	4	0	.263
Duchene, Kevin	0	1	5.40	2	2	0	0	0	0	5.0	2	3	3	0	0	5	0	4	2	0	.125
Dull, Ryan	0	0	0.00	1	1	0	0	0	0	1.0	0	0	0	0	0	0	0	1	0	0	.000
Dunshee, Parker	0	0	13.50	1	0	0	0	0	0	2.0	5	3	3	1	0	0	0	3	0	1	.455
Evans, Caleb	0	1	2.61	13	0	0	0	2	2	20.2	18	6	6	1	1	9	0	25	6	0	.243
Falk, Josh	0	3	6.91	9	4	0	0	0	0	14.1	18	13	11	1	1	5	0	10	3	0	.316
Hurtado, Jhenderson	3	0	2.35	10	1	0	0	1	1	30.2	28	12	8	0	3	13	0	29	5	0	.237
Jones, Malik	0	0	3.60	2	0	0	0	0	0	5.0	2	2	2	0	1	0	0	4	2	0	.125
Kelly, Rafael	1	2	2.38	6	2	0	0	0	0	22.2	20	9	6	1	0	2	0	23	2	0	.238
Kelly, Zack	1	0	3.77	13	0	0	0	1	1	28.2	28	16	12	1	1	6	0	23	2	1	.252
Kohler, Chris	4	3	4.01	14	10	0	0	0	0	42.2	44	27	19	4	3	12	0	24	4	1	.260
Krall, Pat	3	5	3.18	16	0	0	0	1	3	28.1	34	16	10	0	1	3	2	23	0	0	.293
Lee, Slater	2	0	3.86	17	0	0	0	4	4	21.0	21	14	9	0	1	6	0	21	7	1	.244
Luzardo, Jesus	0	1	1.54	4	3	0	0	0	0	11.2	9	2	2	0	1	1	0	13	1	0	.205
Marks, Wyatt	0	0	0.00	2	2	0	0	0	0	5.0	3	0	0	0	0	2	0	7	0	0	.176
Marsonck, Brandon	0	0	0.93	7	0	0	0	0	0	9.2	7	3	1	0	0	4	0	18	2	0	.189
Martinez, Jorge	1	1	3.18	15	0	0	0	2	2	22.2	16	12	8	0	2	8	0	25	1	0	.203
Mengden, Daniel	0	0	0.00	2	2	0	0	0	0	5.0	1	0	0	0	0	3	0	9	1	0	.063
Mora, Jose	2	1	5.70	13	5	0	0	0	0	36.1	29	24	23	0	2	24	0	45	8	1	.212
Morban, Richard	2	0	3.96	12	6	0	0	0	0	36.1	35	20	16	3	1	14	0	43	6	3	.254
Naile, James	0	0	1.80	2	2	0	0	0	0	5.0	4	1	1	1	0	0	0	11	0	0	.211
Puckett, Cody	0	1	3.05	15	0	0	0	1	1	20.2	17	14	7	0	1	13	2	29	6	0	.221
Reagan, Josh	1	1	8.10	2	0	0	0	0	0	3.1	3	3	3	0	0	2	0	5	3	0	.250
Reuss, Adam	1	1	6.52	14	1	0	0	1	2	19.1	20	15	14	0	4	16	0	25	5	0	.267
Romero, Miguel	0	0	4.50	1	0	0	0	0	0	2.0	3	1	1	0	0	0	0	3	2	0	.333
Ruiz, Norge	0	1	11.25	1	1	0	0	0	0	4.0	5	5	5	0	0	2	0	4	0	0	.278
Salow, Logan	0	0	0.00	1	0	0	0	1	1	1.2	1	0	0	0	0	1	0	1	0	0	.200
Sanchez, Carlos	0	0	3.38	1	0	0	0	0	0	2.2	3	1	1	1	0	0	0	0	0	0	.300
Shore, Logan	0	0	0.00	3	3	0	0	0	0	8.0	2	0	0	0	0	0	0	13	0	0	.077
Withers, Brandon	1	2	3.60	9	0	0	0	0	0	15.0	10	6	6	0	1	8	0	10	2	0	.204
Team Total	26	30	4.05	56	56	0	1	14	17	490.2	468	279	221	17	27	174	5	525	79	9	.248

DOMINICAN

BATTERS	AVG	G	AB	R	H	2B	3B	HR	RBI	SH	SF	HP	BB	IBB	SO	SB	CS	DP	SLG	OBP	E
Agelvis, Javier	.154	15	26	7	4	0	0	0	4	2	0	2	10	0	2	7	2	0	.154	.421	1
Almanzar, Luis	.256	47	156	23	40	6	2	0	14	1	1	4	14	0	25	5	6	2	.321	.331	14
Alvarez, Wilson	.304	43	115	16	35	2	0	0	8	6	0	5	11	0	18	8	8	4	.322	.389	8
Arias, Jhoan	.182	11	22	0	4	0	0	0	3	0	0	2	0	5	1	0	0	0	.182	.250	1
Armenteros, Lazaro	.167	6	18	6	3	0	0	0	1	0	1	4	3	0	9	2	2	0	.167	.385	1
Bell, George	.140	39	100	11	14	1	0	0	4	0	2	3	11	0	31	6	1	1	.150	.241	6
Brito, Marcos	.178	14	45	3	8	1	0	0	8	0	4	0	13	0	8	5	0	2	.200	.339	5
Diaz, Cesar	.213	30	75	15	16	1	0	2	4	1	1	3	9	0	29	8	2	2	.307	.318	3
Diaz, Jordan	.255	42	137	14	35	7	0	0	18	0	3	3	6	0	22	2	0	3	.307	.295	11
Gonzalez, Xhoelnys	.279	65	190	38	53	8	1	0	19	4	3	5	31	3	40	26	7	0	.332	.389	2
Gordon, Jorge	.250	41	120	8	30	2	0	0	15	1	1	1	8	0	17	5	2	2	.267	.300	3
Hiciano, Carlos	.163	46	129	18	21	3	1	0	7	0	1	2	11	0	34	6	6	2	.202	.238	9
Monseratt, Jesus	.125	8	24	2	3	2	0	0	2	0	0	2	5	0	4	1	0	1	.108	.323	0
Mordock, Erick	.108	45	93	13	10	4	0	0	7	6	0	5	9	0	13	1	1	1	.151	.224	1
Pantoja, Enrry	.256	12	39	8	10	1	1	0	7	0	1	4	2	0	10	2	2	0	.333	.348	0
Paula, Jose	.224	32	76	8	17	2	0	0	1	0	0	1	17	1	28	5	3	0	.250	.372	3
Quintin, Christopher	.190	28	79	11	15	3	1	0	5	2	0	2	11	0	18	4	3	1	.253	.304	8
Richards, Kevin	.248	35	101	16	25	0	4	0	10	1	2	2	11	0	29	10	5	3	.327	.328	2
Rigby, Gean	.268	50	142	15	38	4	1	1	14	1	1	3	19	2	25	4	7	7	.331	.364	2
Rincones, Rafael	.500	2	6	2	3	1	0	0	3	0	0	0	0	0	0	0	0	0	.667	.500	0
Rivas, Jose	.248	36	101	12	25	3	1	0	9	0	0	4	12	2	10	2	2	3	.297	.350	3
Serrano, Iraj	.329	47	146	24	48	5	2	0	17	4	2	5	27	1	22	10	3	2	.390	.444	6
Urena, Rafioby	.244	62	197	12	48	8	0	2	35	0	1	2	20	3	46	0	2	6	.315	.318	4
Vargas, Yerdel	.173	13	52	6	9	0	0	0	6	1	1	2	0	0	15	1	0	2	.173	.200	1
Team Total	.235	72	2189	288	514	64	14	5	221	30	25	64	262	12	460	121	64	44	.284	.331	117

PITCHERS	W	L	ERA	G	GS	CG	SHO	SV	SVO	IP	H	R	ER	HR	HB	BB	IBB	SO	WP	BK	AVG
Alvarez, Miguel	1	0	4.00	7	4	0	0	0	0	18.0	21	11	8	1	3	9	0	15	2	1	.284
Aquino, Ismael	2	1	3.13	13	10	0	0	0	0	46.0	33	21	16	0	5	35	0	44	4	1	.200
Aquino, Ruber	1	2	1.69	21	0	0	0	9	10	26.2	19	11	5	0	1	5	2	32	3	1	.204
Arias, Tomy	0	0	1.74	5	0	0	0	0	0	10.1	7	2	2	0	0	4	0	9	0	0	.194
Benjamin-Garnett, Mario	1	3	4.71	13	1	0	0	1	2	21.0	20	13	11	0	2	17	0	25	6	2	.263
Calderon, Alexander	6	1	1.35	14	9	0	0	0	0	60.0	40	16	9	0	8	20	0	56	7	0	.190
Cruz, Andy	1	1	2.79	14	0	0	0	0	0	19.1	16	9	6	1	9	15	0	22	3	0	.246
De La Cruz, Frederick	1	6	8.35	7	5	0	0	0	1	18.1	25	24	17	0	9	12	0	12	11	0	.313
Hernandez, Marcelo	2	2	1.62	18	1	0	0	3	4	33.1	27	9	6	1	9	8	1	19	5	0	.223
Herrera, Dennis	3	3	2.21	14	10	0	0	0	0	53.0	46	21	13	0	4	20	0	50	2	1	.240
Infante, Angello	3	1	1.06	14	9	1	0	0	0	67.2	59	11	8	0	6	5	0	54	0	0	.240
Kelly, Rafael	4	1	2.53	10	6	0	0	0	1	42.2	28	16	12	1	4	10	0	47	3	0	.184
Manzanillo, Manuel	3	3	4.72	14	8	1	0	0	1	47.2	42	29	25	1	10	27	0	41	9	0	.240
Martinez, Jorge	1	1	1.08	5	0	0	0	2	2	8.1	1	3	1	0	1	6	0	11	1	0	.038
Montilla, David	2	0	2.01	15	0	0	0	0	0	22.1	13	5	5	0	1	10	0	18	3	0	.173
Ramirez, Eliel	3	1	2.11	13	0	0	0	0	0	21.1	16	9	5	1	5	6	0	9	1	0	.208
Rodriguez, Santiago	0	1	0.00	4	0	0	0	1	1	2.0	1	1	0	0	1	5	0	0	4	0	.125
Romero, Miguel	0	0	0.00	2	1	0	0	0	0	3.0	0	0	0	0	0	0	0	7	0	0	.000
Ruiz, Norge	2	0	0.47	4	4	0	0	0	0	19.0	9	1	1	0	0	1	0	14	0	0	.141
Sanchez, Carlos	1	0	0.73	13	0	0	0	4	4	24.2	15	4	2	0	1	7	2	20	0	0	.167
Sanchez, Livan	1	1	3.09	7	4	0	0	0	0	23.1	20	11	8	0	0	9	0	15	4	0	.220
Sullivan, Emmanuel	2	3	3.44	15	0	0	0	0	1	18.1	14	11	7	1	6	17	1	23	5	0	.215
Team Total	40	31	2.48	72	72	2	9	20	27	606.1	472	238	167	7	85	248	6	543	73	6	.216

2017 MINOR LEAGUE PLAYERS AND PITCHERS OF THE WEEK

Players	Team	League	Week	Pitchers	Team	League	Week
Tyler Marincov	Midland	Texas	May 1-7	Brandon Mann	Midland	Texas	April 24-30
Jack Meggs	Vermont	New York-Penn	June 26-July 2	Daniel Gossett	Nashville	Pacific Coast	May 22-28
Brett Siddall	Stockton	California	July 24-30	A.J. Puk	Stockton	California	May 22-28
B.J. Boyd	Midland	Texas	Aug. 7-13	Chris Smith	Nashville	Pacific Coast	June 5-11
Seth Brown	Stockton	California	Aug. 21-27	Casey Meisner	Stockton	California	June 12-18
				Zack Erwin	Beloit	Midwest	June 12-18
				Zack Erwin	Beloit	Midwest	July 10-16
				Grant Holmes	Midland	Texas	July 24-30
				Casey Meisner	Midland	Texas	July 31-Aug. 6
				Ben Bracewell	Nashville	Pacific Coast	Aug. 21-27
				Zack Erwin	Beloit	Midwest	Aug. 21-27

PLAYER DEVELOPMENT

ORGANIZATIONAL LEADERS

ORGANIZATIONAL BATTING LEADERS

BATTING AVERAGE	CLUB(S)	Avg.	G	AB	R	H	HR	RBI
Boyd, B.J.	MID	.323	130	533	82	172	5	56
Schrock, Max	MID	.321	106	417	55	134	7	46
Ramirez, Tyler	STK, MID	.304	134	487	80	148	11	63
Munoz, Yairo	MID, NAS	.300	112	446	65	134	13	68
Siddall, Brett	STK	.300	117	440	78	132	21	68
Barreto, Franklin	NAS	.290	111	469	63	136	15	54
Mondou, Nate	BEL, STK	.287	125	470	69	135	2	59
Wendle, Joey	NAS	.285	118	478	67	136	8	54
Marinez, Eric	BEL	.278	114	410	40	114	3	30
Sportman, J.P.	MID	.275	130	513	71	141	12	74

(Minimum 350 AB)

HITS	CLUB(S)	H	HOME RUNS	CLUB(S)	HR	RBI	CLUB(S)	RBI
Boyd, B.J.	MID	172	Nunez, Renato	NAS	32	Rosa, Viosergy	MID	110
Ramirez, Tyler	STK, MID	148	Brown, Seth	STK	30	Brown, Seth	STK	109
Sportman, J.P.	MID	141	Olson, Matt	NAS	23	Nunez, Renato	NAS	78
Brown, Seth	STK	140	Siddall, Brett	STK	21	Sportman, J.P.	MID	74
Barreto, Franklin	NAS	136	Rosa, Viosergy	MID	18	White, Mikey	STK	73
Wendle, Joey	NAS	136	White, Mikey	STK	17	Munoz, Yairo	MID, NAS	68
Mondou, Nate	BEL, STK	135	Chapman, Matt	NAS	16	Siddall, Brett	STK	68
Munoz, Yairo	MID, NAS	134	Mercedes, Miguel	BEL	16	Bolt, Skye	STK	66
Schrock, Max	MID	134	Barreto, Franklin	NAS	15	Nowlin, Kyle	BEL	66
two players tied		132	Bolt, Skye	STK	15	Perisco, Luke	BEL	64

RUNS SCORED	CLUB(S)	R	DOUBLES	CLUB(S)	2B	TRIPLES	CLUB(S)	3B
Boyd, B.J.	MID	82	White, Eli	STK	32	Loehr, Trace	BEL	8
Brown, Seth	STK	80	Boyd, B.J.	MID	29	Wendle, Joey	NAS	8
Ramirez, Tyler	STK, MID	80	Wendle, Joey	NAS	29	Barrera, Luis	BEL	7
Siddall, Brett	STK	78	Nowlin, Kyle	BEL	28	Barreto, Franklin	NAS	7
Bolt, Skye	STK	76	Rosa, Viosergy	MID	28	Bolt, Skye	STK	7
Nunez, Renato	NAS	74	Nunez, Renato	NAS	27	Brown, Seth	STK	7
Sportman, J.P.	MID	71	Sportman, J.P.	MID	27	Mateo, Jorge	MID	7
White, Eli	STK	71	White, Mikey	STK	27	Mondou, Nate	BEL, STK	7
Mondou, Nate	BEL, STK	69	Mercedes, Miguel	BEL	26	three players tied		6
Wendle, Joey	NAS	67	Munoz, Yairo	MID, NAS	26			

WALKS	CLUB(S)	BB	STOLEN BASES	CLUB(S)	SB	EXTRA-BASE HITS	CLUB(S)	XBH
Ramirez, Tyler	STK, MID	73	Martin, Mike	VER, BEL	27	Nunez, Renato	NAS	61
Nowlin, Kyle	BEL	69	Gonzalez, Yhoelnys	DSL	26	Brown, Seth	STK	55
Mondou, Nate	BEL, STK	59	Munoz, Yairo	MID, NAS	22	White, Mikey	STK	48
Brown, Seth	STK	56	Barrera, Luis	BEL	16	Rosa, Viosergy	MID	47
Rosa, Viosergy	MID	56	Boyd, B.J.	MID	16	Bolt, Skye	STK	46
Bolt, Skye	STK	53	Mondou, Nate	BEL, STK	16	Wendle, Joey	NAS	45
Tarsovich, Jordan	MID	48	Barreto, Franklin	NAS	15	Siddall, Brett	STK	44
Diaz, Edwin	BEL, STK	47	Decker, Jaff	NAS	15	Sportman, J.P.	MID	44
Nunez, Renato	NAS	47	Wilson, Kenny	MID, NAS	15	Munoz, Yairo	MID, NAS	43
two players tied		46	Sportman, J.P.	MID	14	two players tied		42

TOTAL BASES	CLUB(S)	TB	SLUGGING PCT.	CLUB(S)	SLG	ON-BASE PCT.	CLUB(S)	OBP
Brown, Seth	STK	262	Nunez, Renato	NAS	.518	Ramirez, Tyler	STK, MID	.398
Nunez, Renato	NAS	245	Brown, Seth	STK	.506	Schrock, Max	MID	.379
Boyd, B.J.	MID	228	Siddall, Brett	STK	.495	Boyd, B.J.	MID	.366
Siddall, Brett	STK	218	Munoz, Yairo	MID, NAS	.464	Mondou, Nate	BEL, STK	.366
Rosa, Viosergy	MID	216	White, Mikey	STK	.457	Siddall, Brett	STK	.365
Barreto, Franklin	NAS	214	Barreto, Franklin	NAS	.456	Nowlin, Kyle	BEL	.357
Sportman, J.P.	MID	214	Bolt, Skye	STK	.435	Decker, Jaff	NAS	.342
Ramirez, Tyler	STK, MID	210	Ramirez, Tyler	STK, MID	.431	White, Eli	STK	.342
Munoz, Yairo	MID, NAS	207	Wendle, Joey	NAS	.429	Marinez, Eric	BEL	.341
Wendle, Joey	NAS	205	Boyd, B.J.	MID	.428	Brown, Seth	STK	.340

ORGANIZATIONAL PITCHING LEADERS

EARNED RUN AVERAGE	CLUB(S)	W-L	ERA	IP	H	BB	SO
Erwin, Zack	BEL	6-4	2.08	95.1	74	29	91
Bailey, Brandon	BEL, STK	3-2	3.26	91.0	68	31	120
Martinez, Seth	VER, BEL	5-11	3.41	100.1	97	19	76
Fillmyer, Heath	MID	11-5	3.49	149.2	158	51	115
Sawyer, Dalton	BEL, STK, NAS	9-9	3.58	130.2	113	47	140
Altamirano, Xavier	BEL	8-6	3.59	117.2	106	31	95
Hurlbutt, Dustin	STK, MID, NAS	5-5	3.65	118.1	92	43	108
Puk, A.J.	STK, MID	6-10	4.03	125.0	108	48	184
Meisner, Casey	STK, MID	10-9	4.04	133.2	128	47	117
Walter, Corey	MID, NAS	4-7	4.15	117.0	142	35	76

(Minimum 91 IP)

WINS	CLUB(S)	W	SAVES	CLUB(S)	SV	COMPLETE GAMES	CLUB(S)	CG
Fillmyer, Heath	MID	11	Blackwood, Nolan	STK	19	Andueza, Ivan	VER	2
Holmes, Grant	MID	11	Finnegan, Kyle	MID, NAS	12	Walter, Corey	MID, NAS	2
Meisner, Casey	STK, MID	10	Aquino, Ruber	DSL	9	Infante, Angello	DSL	1
Sawyer, Dalton	BEL, STK, NAS	9	Bragg, Sam	MID, NAS	6	Manzanillo, Manuel	DSL	1
Altamirano, Xavier	BEL	8	Navas, Carlos	STK, MID	6	Sawyer, Dalton	BEL, STK, NAS	1
Duno, Angel	STK	8	Sheehan, Sam	BEL	6			
Manarino, Evan	STK, MID	8	Trivino, Lou	MID, NAS	5			
Trivino, Lou	MID, NAS	8	Charles, Wandisson	VER	5			
Bracewell, Ben	MID, NAS	7	10 players tied		4			
Milburn, Matt	BEL	7						

INNINGS PITCHED	CLUB(S)	IP	STRIKEOUTS	CLUB(S)	SO
Fillmyer, Heath	MID	149.2	Puk, A.J.	STK, MID	184
Holmes, Grant	MID	148.1	Holmes, Grant	MID	150
Milburn, Matt	BEL	141	Sawyer, Dalton	BEL, STK, NAS	140
Duno, Angel	STK	140	Milburn, Matt	BEL	136
Meisner, Casey	STK, MID	133.2	Duno, Angel	STK	126
Sawyer, Dalton	BEL, STK, NAS	130.2	Bailey, Brandon	BEL, STK	120
Manarino, Evan	STK, MID	129.2	Meisner, Casey	STK, MID	117
Puk, A.J.	STK, MID	125	Butler, Brendan	BEL, STK	115
Hurlbutt, Dustin	STK, MID, NAS	118.1	Fillmyer, Heath	MID	115
Altamirano, Xavier		117.2	Hurlbutt, Dustin	STK, MID, NAS	108

ORGANIZATIONAL STANDINGS

Club	First Half			Second Half			Overall			
	W-L	Pos.	GB	W-L	Pos.	GB	W-L	Pos.	GB	Pct.
Nashville (AAA)							68-71	2nd	22.0	.489
Midland (AA)	35-35	2nd	6.0	32-36	3rd	4.0	67-71	t-2nd	10.0	.486
Stockton (A)	36-34	t-2nd	3.0	35-35	t-1	-	71-69	2	3.0	.507
Beloit (A)	32-37	t-4th	8.0	33-36	4th	8.5	65-73	5th	14.0	.471
Vermont (Short-A)							42-33	1st	-	.560
Arizona (Rookie)	13-15	3rd	7.0	13-15	4th	3.0	26-30	3rd	8.0	.464
Dominican (Rookie)							40-32	4th	7.5	.556

COLISEUM FIRSTS

Game: April 17, 1968

Final Score: Baltimore 4, Oakland 1

Winning Pitcher: Dave McNally

Losing Pitcher: Lew Krausse

Attendance: 47,233

First Victory: April 18, 1968

Final Score: Oakland 4, Baltimore 3

Winning Pitcher: Paul Lindblad

Losing Pitcher: Gene Brabender

Batter: Curt Blefary, Baltimore (walked by Lew Krausse)

A's Batter: Bert Campaneris (popped out to second baseman Davey Johnson)

Hit: Boog Powell (Home run off Lew Krausse, 2nd inning, Apr. 17)

A's Hit: Rick Monday (Home run off Dave McNally, 6th inning, Apr. 17)

Run: Boog Powell (Home run off Lew Krausse, 2nd inning, Apr. 17)

A's Run: Rick Monday (Home run off Dave McNally, 6th inning, Apr. 17)

Error: Bert Campaneris, SS (ball hit by Frank Robinson, 4th inning, Apr. 17)

Pinch Hit: Tony La Russa (single off Dave McNally, 9th inning, Apr. 17)

Relief Pitcher: Diego Segui (relieved Lew Krausse in 6th inning, Apr. 17)

2017 DRAFT PICKS

Rd	Name	Pos	Year	School	Hometown	B/T	Ht	Wt
1	Austin Beck	CF	HS	North Davidson HS	Clemmons, NC	R/R	6-1	200
CBA-A Kevin Merrell		SS	Jr.	U. of South Florida	Odessa, FL	L/R	6-1	185
2	Gregory Deichmann	OF	Jr.	Louisiana State	Metairie, LA	L/R	6-2	210
3	Nicholas Allen	SS	HS	Francis Parker HS	San Diego, CA	R/R	5-9	160
4	William Toffey	3B	Jr.	Vanderbilt	Barnstable, MA	L/R	6-2	205
5	Santis Sanchez	C	HS	International Baseball Academy	Las Piedras, PR	R/R	6-0	196
6	Logan Salow	LHP	Sr.	Kentucky	Ashland, KY	L/L	6-0	185
7	Parker Dunshee	RHP	Sr.	Wake Forest	Zionsville, IN	R/R	6-1	210
8	Brian Howard	RHP	Sr.	Texas Christian	St. Louis, MO	R/R	6-9	210
9	Jared Poche	LHP	Sr.	Louisiana State	Lutcher, LA	R/L	6-1	204
10	Jack Meggs	OF	Sr.	Washington	Sammamish, WA	L/L	6-1	180
11	Ryan Gridley	INF	Jr.	Mississippi State	Milton, GA	R/R	5-8	177
12	Aaron Arruda	INF	Jr.	Fresno State	Clovis, CA	R/R	6-3	220
13	Wyatt Marks	RHP	Jr.	Louisiana Lafayette	Lafayette, LA	R/R	6-3	210
14	Garrett Mitchell	OF	HS	Orange Lutheran HS	Orange, CA	L/R	6-2	200
15	Josh Reagan	LHP	Sr.	South Carolina	Lexington, SC	S/L	6-1	185
16	Payton Squier	OF	Jr.	UNLV	El Mirage, AZ	L/R	6-1	195
17	Josh Falk	RHP	Sr.	Pittsburgh	Tampa, FL	R/R	6-2	215
18	Raymond McDonald	OF	RJr.	Illinois-Chicago	San Mateo, CA	S/R	6-4	180
19	Michael Danielak	RHP	Sr.	Dartmouth	Mt. Prospect, IL	R/R	6-4	230
20	Oswaldo Berrios	RHP	HS	PR Baseball Academy	Juncos, PR	R/R	6-2	200
21	Heath Donica	RHP	Sr.	Sam Houston State	Corsicana, TX	R/R	6-2	215
22	Bryce Conley	RHP	Sr.	Georgia State	Alpharetta, GA	R/R	6-3	195
23	Malik Jones	RHP	Jr.	Missouri Baptist Col.	Atlanta, GA	R/R	6-1	185
24	Slater Lee	RHP	Sr.	Cal Poly SLO	Carlsbad, CA	R/R	6-0	220
25	Hunter Hargrove	INF	Sr.	Texas Tech	Mansfield, TX	R/R	6-0	205
26	Nate Webb	C	HS	Martin Luther King HS	Riverside, CA	R/R	5-10	192
27	Ben Spitznagel	OF	Sr.	UNC Greensboro	Cincinnati, OH	L/R	5-11	170
28	Pat Krall	LHP	Sr.	Clemson	Marietta, GA	L/L	6-6	220
29	Adam Reuss	RHP	Sr.	Wisconsin-Milwaukee	Gurnee, IL	R/R	6-5	220
30	Cody Puckett	LHP	Sr.	Middle Tennessee	Smithville, TN	R/L	6-1	210
31	Brandon Withers	RHP	RSr.	James Madison	Manassas, VA	R/R	6-1	205
32	Caleb Evans	RHP	Sr.	Liberty	Ewell, MD	R/R	6-8	220
33	Jake Lumley	INF	Sr.	Canisius College	Windsor, Ontario	L/R	6-0	185
34	Justin Jones	INF	RSr.	UNLV	Henderson, NV	L/R	5-11	190
35	Cooper Goldby	C	Sr.	Lewis-Clark State	Yuba City, CA	R/R	5-9	185
36	Logan Farrar	OF	Sr.	VCU	Woodbridge, VA	L/R	5-10	215
37	Raymond Gil	INF	HS	Culliver Prep School	Miami, FL	R/R	6-0	200
38	Wil Hoyle	INF	HS	Charles E. Jordan HS	Durham, NC	S/R	5-9	160
39	Haydn King	LHP	HS	Archbishop Mitty HS	Aptos, CA	L/L	6-2	195
40	Jacob Hoffman	INF	Sr.	Stanford	Palo Alto, CA	R/R	6-0	185

Bold indicated players signed

ORGANIZATIONAL PLAYER AND PITCHER OF THE YEAR

1995	Steve Cox, Derek Manning	2007	Daric Barton, Trevor Cahill
1996	D.T. Cromer, Willie Adams	2008	Chris Carter, Trevor Cahill
1997	Ben Grieve, Brad Rigby	2009	Chris Carter, Pedro Figueroa
1998	Eric Chavez, Jay Witasick	2010	Grant Green, Ian Krol
1999	Adam Piatt, Tim Hudson	2011	Michael Choice/Jermaine Mitchell, Graham Godfrey
2000	Jose Ortiz, Barry Zito	2012	Miles Head, A.J. Griffin/Dan Straily
2001	Esteban German, Mario Ramos	2013	Anthony Aliotti, Sonny Gray
2002	Graham Koonce, Rich Harden	2014	Dan Robertson/Matt Olson, Seth Streich
2003	Graham Koonce, Rich Harden	2015	Chad Pinder, Ryan Dull
2004	Dan Johnson, Jairo Garcia	2016	Ryon Healy, Daniel Mengden
2005	Andre Ethier, Dallas Braden	2017	Matt Olson, A.J. Puk
2006	Jeff Baitsley, Jason Windsor		

ORGANIZATIONAL PLAYERS

IOLANA K.P. AKAU

C

Born: Waipahu, Hawai'i, August 31, 1995; **Home:** Waipahu, Hawai'i
Bats: Right; **Throws:** Right; **Height:** 5-10; **Weight:** 187
Obtained: Selected in the 20th round of the 2013 First-Year Player Draft

Graduated from St. Louis School (HI)...signed by J.T. Stotts...had committed to play collegiately at the University of Hawai'i before being drafted out of high school.

Year	Club	AVG.	G	AB	R	H	2B	3B	HR	RBI	SH	SF	HP	BB	SO	SB	CS	SLG	OBP	E
2013	AZL A's (R)	.133	11	30	2	4	1	0	0	1	0	1	0	2	10	0	0	.167	.182	1
2014	AZL A's (R)	.169	18	59	9	10	2	0	0	6	0	2	1	5	19	0	0	.203	.239	6
	Beloit (A)	.000	1	1	0	0	0	0	0	0	0	0	0	0	0	0	0	.000	.000	1
2015	Vermont (A)	.296	8	27	4	8	1	0	1	4	0	0	2	2	4	0	0	.387	.444	0
	Beloit (A)	.252	41	147	19	37	9	1	2	14	0	1	8	12	49	0	1	.367	.339	8
2016	Stockton (A)	.214	64	206	13	44	8	0	1	24	3	3	7	16	79	0	2	.267	.289	7
2017	Vermont (A)	.173	32	104	8	18	3	0	0	7	3	0	3	4	35	0	0	.202	.225	5
	Stockton (A)	.236	16	55	6	13	2	0	0	4	0	0	2	3	17	1	1	.273	.300	3
Minor League Totals		.213	191	629	61	134	26	1	4	60	6	7	23	44	213	1	4	.277	.286	31

NICHOLAS RYAN ALLEN

IF

Born: San Diego, California, October 8, 1998; **Home:** San Diego, California
Bats: Right; **Throws:** Right; **Height:** 5-9; **Weight:** 160
Obtained: Selected in the third round of the 2017 First-Year Player Draft

Graduated from Francis Parker High School (CA)...signed by Anthony Aliosi.

Year	Club	AVG.	G	AB	R	H	2B	3B	HR	RBI	SH	SF	HP	BB	SO	SB	CS	SLG	OBP	E
2017	AZL A's (R)	.254	35	138	26	35	3	2	1	14	2	0	1	13	28	7	3	.326	.322	12
Minor League Totals		.254	35	138	26	35	3	2	1	14	2	0	1	13	28	7	3	.326	.322	12

XAVIER N. ALTAMIRANO

RHP

Born: Douglas, Arizona, July 20, 1994; **Home:** Douglas, Arizona
Bats: Right; **Throws:** Right; **Height:** 6-0; **Weight:** 190
Obtained: Selected in the 27th round of the 2015 First-Year Player Draft

Graduated from Douglas HS (AZ)...signed by Yancy Ayres...played collegiately at Cochise College (AZ) and Oral Roberts University...as a junior at Oral Roberts in 2015, earned Summit League Pitcher of the Year honors.

Year	Club	W	L	ERA	G	GS	CG	SHO	SV	IP	H	R	ER	HR	HB	BB	IBB	SO	WP	BK
2015	AZL A's (R)	2	1	3.22	13	2	0	0	1	36.1	33	21	13	4	0	8	0	23	0	0
2016	Vermont (A)	3	3	2.48	14	8	0	0	0	65.1	60	22	18	3	3	10	0	57	3	1
	Beloit (A)	2	4	4.85	8	5	0	0	1	26.0	31	17	14	2	1	11	0	18	2	0
2017	Beloit (A)	8	6	3.59	31	14	0	0	2	117.2	106	53	47	8	6	31	1	95	5	0
Minor League Totals		15	14	3.38	66	60	0	0	4	245.1	230	113	92	17	10	60	1	193	10	1

IVAN GUSTAVO ANDUEZA (ALVAREZ)

LHP

Born: Barquisimeto, Venezuela, February 7, 1995; **Home:** Barquisimeto, Venezuela
Bats: Left; **Throws:** Left; **Height:** 5-10; **Weight:** 188
Obtained: Signed as a free agent to a minor league contract, June 14, 2012

Signed by Julio Franco...has improved his record and ERA in each of his first three professional seasons.

Year	Club	W	L	ERA	G	GS	CG	SHO	SV	IP	H	R	ER	HR	HB	BB	IBB	SO	WP	BK
2013	DSL A's (R)	2	7	3.09	14	14	0	0	0	67.0	68	28	23	1	3	22	0	49	7	1
2014	DSL A's (R)	2	4	2.94	14	8	0	0	1	52.0	43	22	17	0	1	24	0	51	8	0
2015	AZL A's (R)	3	1	2.51	14	4	0	0	0	46.2	44	16	13	2	3	15	0	44	3	2
2016	AZL A's (R)	0	0	0.00	1	1	0	0	0	5.0	4	1	1	0	0	1	0	4	0	0
	Vermont (A)	2	3	4.68	13	7	0	0	0	57.2	54	36	30	4	3	29	0	43	5	1
2017	Vermont (A)	6	3	2.75	14	7	2	0	0	72.0	59	31	22	3	4	22	0	50	6	0
Minor League Totals		15	18	.315	70	41	2	0	1	300.1	272	134	105	10	14	113	241	241	29	4

PLAYER DEVELOPMENT

Organizational Players, continued

LAZARO ROBERSY ARMENTEROS (ARANGO)

OF

Born: La Habana, Cuba, May 22, 1999; **Home:** Santo Domingo, Dominican Republic

Bats: Right; **Throws:** Right; **Height:** 6-0; **Weight:** 182

Obtained: Signed as a free agent to a minor league contract, July 2, 2016.

Signed by Raul Gomez...was named the A's ninth best prospect by *Baseball America* following the 2017 season.

Year	Club	AVG.	G	AB	R	H	2B	3B	HR	RBI	SH	SF	HP	BB	SO	SB	CS	SLG	OBP	E
2017	DSL A's (R)	.167	6	18	6	3	0	0	0	1	0	1	4	3	9	2	2	.167	.385	1
	AZL A's (R)	.288	41	156	24	45	9	4	4	22	0	2	7	16	48	10	1	.474	.376	5
Minor League Totals		.276	47	174	30	48	9	4	4	23	0	3	11	19	57	12	3	.443	.377	6

AARON ANTHONY ARRUDA

IF

Born: Modesto, California, June 21, 1995; **Home:** Clovis, California

Bats: Right; **Throws:** Right; **Height:** 6-3; **Weight:** 215

Obtained: Selected in the 12th round of the 2017 First-Year Player Draft

Graduated from Buchanan HS (CA)...signed by Jermaine Clark...played collegiately at Fresno State University where he earned two All-Mountain West selections.

Year	Club	AVG.	G	AB	R	H	2B	3B	HR	RBI	SH	SF	HP	BB	SO	SB	CS	SLG	OBP	E
2017	AZL A's (R)	.191	45	157	17	30	8	0	4	15	1	1	2	11	66	0	1	.318	.251	4
Minor League Totals		.191	45	157	17	30	8	0	4	15	1	1	2	11	66	0	1	.318	.251	4

LUIS RAFAEL BARRERA (HERRERA)

OF

Born: Tamboril, Dominican Republic, November 15, 1995; **Home:** Tamboril, Dominican Republic

Bats: Left; **Throws:** Left; **Height:** 6-1; **Weight:** 200

Obtained: Signed as a free agent to a minor league contract, July 3, 2012

Signed by Raymond Abreu.

Year	Club	AVG.	G	AB	R	H	2B	3B	HR	RBI	SH	SF	HP	BB	SO	SB	CS	SLG	OBP	E
2013	DSL A's (R)	.190	39	126	15	24	5	4	4	20	0	2	3	18	22	3	3	.389	.302	2
2014	DSL A's (R)	.130	16	46	2	6	0	0	0	3	1	0	0	5	12	2	0	.130	.216	0
2015	AZL A's (R)	.287	37	115	17	33	3	2	0	12	2	4	0	12	26	1	0	.348	.344	4
2016	Vermont (A)	.321	41	159	26	51	10	0	2	18	0	2	0	16	29	5	2	.421	.379	1
	Beloit (A)	.286	19	70	8	20	4	2	1	4	1	1	0	4	17	3	1	.443	.320	1
2017	Beloit (A)	.277	73	278	41	77	13	7	3	22	1	3	3	16	61	13	7	.406	.320	2
	Stockton (A)	.228	35	114	15	26	2	0	4	16	1	1	0	8	25	3	1	.351	.276	4
Minor League Totals		.261	260	908	124	237	37	15	14	95	6	13	6	79	192	30	14	.381	.320	14

AUSTIN STEVEN BECK

OF

Born: Winston Salem, North Carolina, November 21, 1998; **Home:** Phoenix, Arizona

Bats: Right; **Throws:** Right; **Height:** 5-11; **Weight:** 175

Obtained: Selected in the first round of the 2017 First Year Player Draft

Graduated from North Davidson HS (NC)...was signed by Neil Avent...hit .457 with 23 home runs in 103 career high school games...hit .590 with 12 home runs during his senior year...was named the A's number six prospect by *Baseball America* following the 2017 season.

Year	Club	AVG.	G	AB	R	H	2B	3B	HR	RBI	SH	SF	HP	BB	SO	SB	CS	SLG	OBP	E
2017	AZL A's (R)	.211	41	152	23	32	7	4	2	28	0	3	2	17	51	7	1	.349	.293	1
Minor League Totals		.211	41	152	23	32	7	4	2	28	0	3	2	17	51	7	1	.349	.293	1

OSVALDO BERRIOS (FLORES)

IF

Born: Caguas, Puerto Rico, November 29, 1999; **Home:** Juncos, Puerto Rico

Bats: Right; **Throws:** Right; **Height:** 6-2; **Weight:** 200

Obtained: Selected in the 20th round of the 2017 First Year Player Draft

Signed by Hector Stewart...attended the Puerto Rico Baseball Academy.

Year	Club	W	L	ERA	G	GS	CG	SHO	SV	IP	H	R	ER	HR	HB	BB	IBB	SO	WP	BK
2017	AZL A's (R)	2	3	8.00	13	7	0	0	0	27.0	39	27	24	2	1	8	0	25	4	1
Minor League Totals		2	3	8.00	13	7	0	0	0	27.0	39	27	24	2	1	8	0	25	4	1

LEON MATHEW BIEGALSKI II

RHP

Goes by "Boomer"

Born: Tallahassee, Florida, July 13, 1994; **Home:** Tallahassee, Florida

Bats: Right; **Throws:** Right; **Height:** 6-2; **Weight:** 177

Obtained: Selected in the 14th round of the 2015 First-Year Player Draft

Graduated from Chiles High School in Tallahassee, FL...played collegiately at College of Central Florida and Florida State University...signed by Jemel Spearman...was named ACC Tournament MVP in 2015...was named the Collegiate Baseball National Player of the Week on May 4, 2015.

Year	Club	W	L	ERA	G	GS	CG	SHO	SV	IP	H	R	ER	HR	HB	BB	IBB	SO	WP	BK
2015	AZL A's (R)	0	1	3.18	6	4	0	0	0	11.1	8	7	4	2	2	2	0	12	2	0
2016	Beloit (A)	8	8	3.70	28	25	0	0	0	153.1	144	72	63	14	3	38	1	115	8	0
2017	Beloit (A)	0	0	3.38	2	2	0	0	0	8.0	7	4	3	1	1	2	0	6	1	0
	Stockton (A)	3	2	5.12	19	7	0	0	2	51.0	52	30	29	12	2	18	1	64	2	0
Minor League Totals		11	11	3.98	55	38	0	0	2	223.2	211	113	99	29	8	60	2	197	13	0

ARGENIS ALEJANDRO BLANCO (URBANEJA)

RHP

Born: Los Teques, Venezuela, May 23, 1996; **Home:** San Antonio, Venezuela

Bats: Right; **Throws:** Right; **Height:** 5-11; **Weight:** 202

Obtained: Signed as a free agent to a minor league contract, December 4, 2012

Signed by Julio Franco.

Year	Club	W	L	ERA	G	GS	CG	SHO	SV	IP	H	R	ER	HR	HB	BB	IBB	SO	WP	BK
2013	DSL A's (R)	1	3	4.99	18	1	0	0	0	30.2	29	22	17	1	6	17	0	27	3	0
2014	DSL A's (R)	3	2	2.21	11	11	0	0	0	53.0	36	16	13	0	4	14	0	53	6	1
2015	AZL A's (R)	4	6	3.16	14	3	0	0	0	57.0	71	28	20	0	2	11	0	39	7	1
2016	AZL A's (R)	5	4	2.52	14	10	0	0	0	60.2	58	24	17	2	0	17	0	48	4	1
2017	Vermont (A)	5	7	5.30	14	11	0	0	0	69.2	79	46	41	10	5	25	0	48	7	0
Minor League Totals		18	22	3.59	71	36	0	0	0	271.0	273	136	108	13	17	84	0	215	27	3

SKYE MICHAEL BOLT

OF

Born: Atlanta, Georgia, January 15, 1994; **Home:** Ormond Beach, Florida

Bats: Switch; **Throws:** Right; **Height:** 6-3; **Weight:** 175

Obtained: Selected in the fourth round of the 2015 First-Year Player Draft

Graduated from Holy Innocents Episcopal School (GA)...played collegiately at North Carolina...signed by Neil Avent...originally drafted by Washington in the 26th round of the 2012 draft but did not sign...among all A's farmhands, ranked tied for ninth with 15 home runs, tied for eighth with 66 RBI, fifth with 76 runs scored, tied for third with seven triples, sixth with 53 walks, fifth with 46 extra-base hits, and seventh with a .435 slugging percentage (minimum 350 AB).

Year	Club	AVG.	G	AB	R	H	2B	3B	HR	RBI	SH	SF	HP	BB	SO	SB	CS	SLG	OBP	E
2015	Vermont (A)	.238	52	181	26	43	10	2	4	19	0	1	0	24	44	2	1	.381	.325	8
2016	Beloit (A)	.231	101	342	34	79	20	2	5	37	0	11	7	42	88	10	5	.345	.318	3
2017	Stockton (A)	.243	114	432	76	105	24	7	15	66	4	4	3	53	134	9	8	.435	.327	5
Minor League Totals		.238	267	955	136	227	54	11	24	122	4	16	10	119	266	21	14	.393	.324	16

ROBERT HEATH BOWERS

RHP

Goes by "Heath"

Born: Sanford, North Carolina, July 25, 1993; **Home:** Lillington, North Carolina

Bats: Right; **Throws:** Right; **Height:** 6-4; **Weight:** 195

Obtained: Selected in the 24th round of the 2015 First-Year Player Draft

Graduated from Harnett Central High School in Angier, NC...played collegiately at Campbell University...signed by Neil Avent.

Organizational Players, continued

Year	Club	W	L	ERA	G	GS	CG	SHO	SV	IP	H	R	ER	HR	HB	BB	IBB	SO	WP	BK
2015	Vermont (A)	3	1	2.52	15	6	0	0	0	35.2	29	16	10	1	2	16	0	31	3	1
2016	Vermont (A)	3	7	4.31	15	10	0	0	0	71.0	71	44	34	2	11	28	1	44	4	1
2017	Beloit (A)	5	0	2.22	32	0	0	0	4	81.0	66	26	20	1	10	42	1	53	8	3
Minor League Totals		11	8	3.07	62	16	0	0	4	187.2	166	86	64	4	23	86	2	128	15	5

BIJON MONTELL BOYD

OF

Goes by "B.J."

Born: Mountain View, California, July 16, 1993; **Home:** Palo Alto, California

Bats: Left; **Throws:** Right; **Height:** 5-11; **Weight:** 230

Obtained: Selected in the fourth round of the 2012 First-Year Player Draft

Graduated from Palo Alto HS (CA)...hit .507 with 25 stolen bases in 28 games as a senior...signed by Jermaine Clark...in 2012, tied for eighth among A's minor leaguers in stolen bases...was named a New York-Penn League Midseason All-Star in 2013...tied for fifth among A's farmhands in triples (5) and was seventh in stolen bases (15) in 2014...in 2015, tied for first in the A's minor league system with eight triples...also finished seventh in stolen bases and 10th in runs scored...in 2016, finished third among A's farmhands in batting average (.287) and ninth in hits (127) and on-base percentage (.344)...ranked first in the system in batting average (.323), hits (172), and runs scored (82), tied for second in doubles (29), third in total bases (228), tied for third in on-base percentage (.366), tied for fourth in stolen bases (16), tied for ninth in triples (6), and tenth in slugging percentage (.428).

Year	Club	AVG.	G	AB	R	H	2B	3B	HR	RBI	SH	SF	HP	BB	SO	SB	CS	SLG	OBP	E
2012	AZL A's (R)	.301	39	143	37	43	8	4	1	20	0	0	1	23	36	16	4	.434	.401	1
2013	Vermont (A)	.285	71	260	39	74	13	2	8	32	1	1	3	35	66	8	6	.442	.375	1
2014	Beloit (A)	.226	125	464	57	105	15	5	6	38	5	2	2	48	94	15	9	.319	.300	3
2015	Stockton (A)	.277	132	458	67	127	20	8	5	52	5	1	6	41	89	18	5	.389	.344	2
2016	Stockton (A)	.288	101	413	48	119	14	3	8	58	4	3	4	34	74	8	6	.395	.346	2
	Nashville (AAA)	.267	7	30	2	8	0	0	0	1	0	0	2	3	0	0	0	.267	.313	0
2017	Midland (AA)	.323	130	533	82	172	29	6	5	56	1	5	5	34	74	16	5	.428	.366	3
Minor League Totals		.282	605	2301	332	648	99	28	33	257	16	12	21	217	436	81	35	.392	.347	12

BENJAMIN ALBERT BRACEWELL

RHP

Goes by "Ben"

Born: Birmingham, Alabama, September 19, 1990; **Home:** Chelsea, Alabama

Bats: Right; **Throws:** Right; **Height:** 6-0; **Weight:** 206

Obtained: Signed as a non-drafted free agent, July 24, 2014

Graduated from Briarwood Christian High School in Birmingham, AL...played collegiately at Mississippi State University...went undrafted as a senior and began his professional career with the River City Rascals of the Frontier League before signing with the A's...in 2015, finished eighth among A's farmhands in saves...in 2016, became a starter mid-season and finished seventh in the A's minor league system in ERA (2.70)...also tied for fifth with nine wins...was tied for ninth among A's minor leaguers with seven wins in 2017.

Year	Club	W	L	ERA	G	GS	CG	SHO	SV	IP	H	R	ER	HR	HB	BB	IBB	SO	WP	BK
2014	AZL A's (R)	0	0	0.90	7	0	0	0	3	10.0	5	1	1	0	1	3	0	9	1	0
2015	Stockton (A)	6	2	2.89	43	0	0	0	7	56.0	45	19	18	5	2	12	0	54	3	0
2016	Stockton (A)	1	1	12.60	5	0	0	0	1	5.0	6	8	7	0	1	3	0	5	0	0
	Midland (AA)	8	3	2.14	29	10	0	0	2	88.1	70	23	21	4	9	25	0	59	5	0
2017	Midland (AA)	2	1	6.30	15	8	0	0	0	50.0	61	35	35	5	3	22	0	29	2	0
	Nashville (AAA)	5	2	4.60	13	12	0	0	0	62.2	69	38	32	3	2	23	0	44	2	0
Minor League Totals		22	9	3.77	112	30	0	0	13	272.0	256	124	114	17	18	88	0	200	13	0

SAMUEL ALEXANDER BRAGG

RHP

Goes by "Sam"

Born: Marietta, Georgia, March 23, 1993; **Home:** Marietta, Georgia

Bats: Switch; **Throws:** Right; **Height:** 6-0; **Weight:** 200

Obtained: Selected in the 18th round of the 2013 First-Year Player Draft

Graduated from Wheeler HS (GA)...attended Georgia Perimeter College (Covington, GA) signed by Jemel Spearman...tied for ninth among A's farmhands in 2013 with six saves...in 2014, tied for eighth in saves (7) among A's farmhands...in 2015, finished ninth among A's farmhands with 92 strikeouts...played for the Mesa Solar Sox of the Arizona Fall League after the 2016 season, where he went 1-1 with a 1.98 ERA in eight games...tied for fourth among A's farmhands with six saves in 2017.

Year	Club	W	L	ERA	G	GS	CG	SHO	SV	IP	H	R	ER	HR	HB	BB	IBB	SO	WP	BK
2013	AZL A's (R)	1	0	0.00	4	0	0	0	1	7.1	2	0	0	0	0	2	1	14	5	0
	Vermont (A)	0	2	1.83	13	0	0	0	5	19.2	16	6	4	1	0	9	2	20	4	0
	Beloit (A)	0	0	0.00	2	0	0	0	0	2.0	0	0	0	0	0	0	0	3	0	0
2014	Beloit (A)	4	0	3.23	41	1	0	0	7	75.1	66	30	27	5	4	26	0	68	4	0
2015	Stockton (A)	7	2	3.65	44	0	0	0	1	74.0	64	38	30	8	3	23	0	92	3	0
2016	Midland (AA)	4	4	4.29	36	1	0	0	1	65.0	60	37	31	9	2	19	3	68	1	0
2017	Midland (AA)	4	1	3.03	45	0	0	0	6	68.1	69	25	23	4	1	16	0	56	4	1
Minor League Totals		20	9	3.32	185	2	0	0	21	311.2	277	136	115	27	10	95	6	321	21	1

JACOB DEAN BRAY

IF

Born: San Diego, California, December 8, 1992; **Home:** Sparks, Nevada

Bats: Right; **Throws:** Right; **Height:** 6-0; **Weight:** 190

Obtained: Acquired as a player to be named later from Baltimore for Jaycob Brugman

Missed the 2014 season after undergoing Tommy John Surgery.

Year	Club	W	L	ERA	G	GS	CG	SHO	SV	IP	H	R	ER	HR	HB	BB	IBB	SO	WP	BK
2013	GCL Orioles (R)	1	1	2.25	7	1	0	0	0	12.0	12	4	3	0	0	0	0	13	1	0
2014		(Injured — Did not pitch)																		
2015	GCL Orioles (R)	1	0	0.87	17	0	0	0	10	20.2	11	3	2	1	3	3	0	25	0	1
	Aberdeen (A)	0	0	0.87	5	0	0	0	0	10.1	3	1	1	1	0	2	0	14	0	0
2016	Aberdeen (A)	0	1	5.06	8	0	0	0	2	10.2	14	6	6	2	1	1	0	7	0	0
	Delmarva (A)	1	0	1.86	13	0	0	0	2	19.1	13	4	4	1	1	5	0	22	0	0
2017	Delmarva (A)	2	5	3.88	43	0	0	0	18	51.0	50	25	22	2	2	14	0	82	3	0
Minor League Totals		5	7	2.76	93	1	0	0	32	124.0	103	43	38	7	7	25	0	163	4	1

MARCOS EMILIO BRITO (RAMIREZ)

OF

Born: San Pedro De Macoris, Dominican Republic; **Home:** San Pedro De Macoris, Dominican Republic

Bats: Switch; **Throws:** Right; **Height:** 6-0; **Weight:** 165

Obtained: Signed as a free agent to a minor league contract on July 2, 2016

Signed by Diego Bordas.

Year	Club	AVG.	G	AB	R	H	2B	3B	HR	RBI	SH	SF	HP	BB	SO	SB	CS	SLG	OBP	E
2017	DSL A's (R)	.178	14	45	3	8	1	0	0	8	0	4	0	13	8	5	0	.200	.339	5
	AZL A's (R)	.234	44	171	30	40	4	2	1	17	0	1	1	21	42	4	1	.298	.320	13
Minor League Totals		.222	58	216	33	48	5	2	1	25	0	5	1	34	50	9	1	.278	.324	18

SETH WILLIAM BROWN

OF

Born: Klamath Falls, Oregon, July 13, 1992; **Home:** Medford, Oregon

Bats: Left; **Throws:** Left; **Height:** 6-2; **Weight:** 215

Obtained: Selected in the 19th round of the 2015 First-Year Player Draft

Graduated from North Medford HS (OR)...played collegiately at Linn-Benton Community College (OR) and Lewis-Clark State College (ID)...signed by Jim Coffman...was named to the 2015 New York-Penn League Midseason All-Star Team...in 2016, finished third in the A's system in runs scored and fourth in walks...led A's farmhands with 262 total bases...ranked second in home runs (30), RBI (109), runs scored (80), slugging percentage (.506), and extra-base hits (55)...tied for third in triples (7) and tied for fourth in walks (56).

Year	Club	AVG.	G	AB	R	H	2B	3B	HR	RBI	SH	SF	HP	BB	SO	SB	CS	SLG	OBP	E
2015	AZL A's (R)	.200	6	20	2	4	1	2	0	0	0	0	0	3	2	0	0	.450	.304	0
	Vermont (A)	.289	62	239	32	69	19	3	3	35	0	2	1	25	51	6	2	.431	.356	7
2016	Stockton (A)	.241	127	453	83	109	21	5	8	53	2	6	6	65	124	13	2	.362	.340	11
2017	Stockton (A)	.270	135	518	80	140	18	7	30	109	0	4	1	56	146	7	7	.506	.340	8
Minor League Totals		.262	330	1230	197	322	59	17	41	197	2	12	8	149	323	26	11	.437	.342	26

BRENDAN JAMES BUTLER

RHP

Born: Queens, New York, May 2, 1993; **Home:** Bayport, New York

Bats: Left; **Throws:** Right; **Height:** 6-3; **Weight:** 219

Obtained: Selected in the 30th round of the 2015 First-Year Player Draft

Graduated from Sayville HS (NY)...played collegiately at Fairleigh Dickinson University and Dowling College...signed by Ron Vaughn...tied for eighth among A's farmhands with 115 strikeouts in 2017.

PLAYER DEVELOPMENT

Organizational Players, continued

Year	Club	W	L	ERA	G	GS	CG	SHO	SV	IP	H	R	ER	HR	HB	BB	IBB	SO	WP	BK
2015	AZL A's (R)	0	2	5.30	15	0	0	2	18.2	24	12	11	0	4	8	0	11	2	0	
2016	Vermont (A)	2	1	1.95	7	5	0	0	0	37.0	31	9	8	1	4	8	0	32	2	0
	Beloit (A)	1	5	3.14	9	9	1	0	0	51.2	44	22	18	4	8	15	0	46	5	0
	Stockton (A)	1	0	8.10	2	0	0	0	0	3.1	6	6	3	1	0	3	0	4	1	0
2017	Beloit (A)	2	3	2.32	12	9	0	0	0	54.1	42	22	14	1	8	13	0	64	2	1
	Stockton (A)	4	5	6.21	14	7	0	0	0	58.0	72	49	40	5	3	30	1	51	5	0
Minor League Totals		10	16	3.79	59	30	1	0	2	223.0	219	120	94	12	27	77	1	208	17	1

JOSEPH JOHN CAMACHO

RHP

Born: El Paso, Texas, June 23, 1994; **Home:** El Paso, Texas

Bats: Right; **Throws:** Right; **Height:** 5-9; **Weight:** 175

Obtained: Signed as a non-drafted free agent, June 15, 2016

Played four seasons at Alabama State, where he went 36-5 with a 3.35 ERA in 59 appearances (47 starts) he was named SWAC Pitcher of the Year in three consecutive seasons (2014-16)...over a 36-start span over his final three seasons, he went 31-0 with five no decisions, with his team winning 35 of his 36 starts...as a senior in 2016, he earned Louisville Slugger All-American honors after going 10-1 with a save and a 2.35 ERA.

Year	Club	W	L	ERA	G	GS	CG	SHO	SV	IP	H	R	ER	HR	HB	BB	IBB	SO	WP	BK
2016	AZL A's (R)	2	3	3.03	19	0	0	0	3	29.2	27	11	10	1	2	6	0	22	3	0
2017	Beloit (A)	3	3	2.75	18	1	0	0	1	39.1	38	15	12	1	1	8	0	34	0	0
Minor League Totals		5	6	2.87	37	1	0	0	4	69.0	65	26	22	2	3	14	0	56	3	0

DAKOTA REID CHALMERS

RHP

Born: Snellville, Georgia, October 8, 1996; **Home:** Key West, Florida

Bats: Right; **Throws:** Right; **Height:** 6-2; **Weight:** 174

Obtained: Selected in the third round of the 2015 First-Year Player Draft

Graduated from North Forsyth HS (NC)... signed by Jemel Spearman.

Year	Club	W	L	ERA	G	GS	CG	SHO	SV	IP	H	R	ER	HR	HB	BB	IBB	SO	WP	BK
2015	AZL A's (R)	0	1	2.66	11	11	0	0	0	20.1	15	9	6	0	1	17	0	18	3	1
2016	Vermont (A)	5	4	4.70	15	13	0	0	0	67.0	55	41	35	8	6	37	0	62	8	0
2017	Beloit (A)	2	2	4.34	10	5	0	0	0	29.0	15	14	14	1	5	29	0	47	8	1
Minor League Totals		7	7	4.26	36	29	0	0	0	116.1	85	64	55	9	12	83	0	127	19	2

WANDISSON CHARLES

RHP

Born: Bani, Dominican Republic, September 7, 1996; **Home:** Peravia, Dominican Republic

Bats: Right; **Throws:** Right; **Height:** 6-6; **Weight:** 220

Obtained: Signed as a non-drafted free agent, March 24, 2015

Signed by JC De La Cruz, Amauris Reyes, and Pablo Marmol.

Year	Club	W	L	ERA	G	GS	CG	SHO	SV	IP	H	R	ER	HR	HB	BB	IBB	SO	WP	BK
2015	DSL A's (R)	1	5	4.12	12	12	0	0	0	39.1	31	23	18	0	3	38	0	37	11	1
2016	AZL A's (R)	5	1	7.12	14	0	0	0	2	36.2	39	31	29	0	1	33	0	48	19	0
2017	Vermont (A)	2	0	3.43	15	0	0	0	5	21.0	15	10	8	1	1	18	0	29	8	1
Minor League Totals		8	6	5.10	41	12	0	0	7	97.0	85	64	55	1	5	89	0	114	38	2

ANTHONY RICHARD CHURLIN

OF

Born: Seattle, Washington, May 27, 1997; **Home:** Cape Coral, Florida

Bats: Right; **Throws:** Right; **Height:** 6-1; **Weight:** 190

Obtained: Selected in the 16th round of the 2016 First-Year Player Draft

Signed out of Island Coast HS (FL) by Trevor Schaffer.

Year	Club	AVG.	G	AB	R	H	2B	3B	HR	RBI	SH	SF	HP	BB	SO	SB	CS	SLG	OBP	E
2016	AZL A's (R)	.236	27	89	7	21	2	1	0	4	1	0	1	9	28	2	2	.281	.313	3
2017	Vermont (A)	.265	49	166	26	44	11	3	3	19	2	1	3	11	53	3	0	.422	.320	4
Minor League Totals		.255	76	255	33	65	13	4	3	23	3	1	4	20	81	5	2	.373	.318	7

Goes by "Trey"

Born: Montgomery, Alabama, December 10, 1992; **Home:** Tallassee, Alabama

Bats: Right; **Throws:** Right; **Height:** 5-10; **Weight:** 195

Obtained: Acquired from Seattle on December 8, 2015 for Evan Scribner.

Originally drafted in the 17th round of the 2014 First Year Player Draft by the Seattle Mariners...missed most of the 2017 season due to injury.

Year	Club	W	L	ERA	G	GS	CG	SHO	SV	IP	H	R	ER	HR	HB	BB	IBB	SO	WP	BK
2014	Pulaski (R)	3	0	0.35	18	0	0	0	8	25.2	14	2	1	0	1	3	0	33	1	0
	Everett (A)	2	0	0.00	7	0	0	0	4	10.2	8	0	0	0	1	4	1	11	0	0
2015	Bakersfield (A)	2	1	1.37	10	0	0	0	2	19.2	8	3	3	0	1	3	9	18	0	0
	Tacoma (AAA)	0	1	0.00	1	1	0	0	0	2.2	3	3	0	0	0	2	0	3	0	0
2016	Midland (AA)	4	5	3.07	42	0	0	0	0	73.1	71	31	25	6	6	25	3	58	1	0
2017	Stockton (A)	0	0	16.20	1	0	0	0	0	1.2	4	3	3	0	0	1	0	1	0	0
Minor League Totals		15	10	3.09	113	1	0	0	18	186.2	167	80	64	6	11	70	7	154	3	0

BRYCE BLACKWELL CONLEY

RHP

Born: Raleigh, North Carolina, August 22, 1994; **Home:** Alpharetta, Georgia

Bats: Right; **Throws:** Right; **Height:** 6-3; **Weight:** 200

Obtained: Selected in the 22nd round of the 2017 First-Year Player Draft

Graduated from Alpharetta HS (GA)...played collegiately at Georgia State University...transferred to Georgia State from Chattahoochee Valley Community College...signed by Jemel Spearman.

Year	Club	W	L	ERA	G	GS	CG	SHO	SV	IP	H	R	ER	HR	HB	BB	IBB	SO	WP	BK
2017	Vermont (A)	0	3	6.12	15	4	0	0	0	25.0	21	18	17	2	4	23	0	28	3	0
Minor League Totals		0	3	6.12	15	4	0	0	0	25.0	21	18	17	2	4	23	0	28	3	0

JARRETT HANSEN COSTA

C

Born: San Jose, California, April 23, 1993; **Home:** Fremont, California

Bats: Right; **Throws:** Right; **Height:** 5-11; **Weight:** 200

Obtained: Selected in the 33rd round of the 2016 First-Year Player Draft

Graduated from Washington HS in Fremont, CA...played collegiately at NAIA Westmont College after transferring from UC-Santa Barbara...as a senior, was named to the All-GSAC team and the GSAC Gold Glove team...signed by Craig Conklin.

Year	Club	AVG.	G	AB	R	H	2B	3B	HR	RBI	SH	SF	HP	BB	SO	SB	CS	SLG	OBP	E
2016	AZL A's (R)	.219	13	32	3	7	2	0	0	4	0	2	2	6	11	0	0	.281	.357	0
	Vermont (A)	.171	11	35	0	6	1	0	0	3	0	0	1	4	9	0	0	.200	.275	0
2017	Vermont (A)	.180	42	128	12	23	4	1	2	12	0	2	1	19	35	0	0	.273	.287	6
Minor League Totals		.185	66	195	15	36	7	1	2	19	0	4	4	29	55	0	0	.262	.297	6

TY O'DANIEL DAMRON

LHP

Born: Denton, Texas, July 28, 1994; **Home:** Gainesville, Texas

Bats: Left; **Throws:** Left; **Height:** 6-2; **Weight:** 200

Obtained: Selected in the 15th round of the 2016 First-Year Player Draft

Graduated from Krum HS (TX)...originally drafted in the 13th round of the 2013 draft by the Dodgers but did not sign...played collegiately at Texas Tech...signed by Armann Brown...made his the first start of his pro career in 2017.

Year	Club	W	L	ERA	G	GS	CG	SHO	SV	IP	H	R	ER	HR	HB	BB	IBB	SO	WP	BK
2016	Vermont (A)	0	3	5.06	10	0	0	0	1	16.0	15	13	9	1	1	9	0	15	1	0
2017	AZL A's (R)	0	2	9.00	3	0	0	0	0	4.0	9	4	4	0	0	1	0	6	1	0
	Vermont (A)	5	5	4.53	18	5	0	0	2	45.2	58	27	23	1	4	22	1	47	6	0
Minor League Totals		5	10	4.93	31	5	0	0	3	65.2	82	44	36	2	5	32	1	68	8	0

MICHAEL WILLIAM DANIELAK

RHP

Born: Mount Prospect, Illinois, March 16, 1994; **Home:** Mount Prospect, Illinois

Bats: Right; **Throws:** Right; **Height:** 6-4; **Weight:** 215

Obtained: Selected in the 19th round of the 2017 First Year Player Draft

Organizational Players, continued

Graduated from John Hersey HS (IL)...signed by Ron Vaughn...was named Mid-Suburban League Player of the Year during his senior year of high school...made All-Ivy League Second Team during his senior year at Dartmouth.

Year	Club	W	L	ERA	G	GS	CG	SHO	SV	IP	H	R	ER	HR	HB	BB	IBB	SO	WP	BK
2017	AZL A's (R)	0	0	13.50	1	1	0	0	0	0.2	4	3	1	0	0	0	0	1	0	0
	Vermont (A)	3	0	1.20	17	0	0	0	4	30.0	23	4	4	2	1	9	0	35	3	0
Minor League Totals		3	0	1.47	18	1	0	0	4	30.2	27	7	5	2	1	9	0	36	3	0

GREGORY ARTHUR DEICHMANN

OF

Born: Metairie, Louisiana, May 31, 1995; **Home:** Metairie, Louisiana
Bats: Left; **Throws:** Right; **Height:** 6-2; **Weight:** 210
Obtained: Selected in the second round of the 2017 First Year Player Draft

Graduated from Brother Martin HS (LA)...was signed by Kelcey Mucker...named First-Team All-American and First-Team All-SEC in 2017 at Louisiana State.

Year	Club	AVG.	G	AB	R	H	2B	3B	HR	RBI	SH	SF	HP	BB	SO	SB	CS	SLG	OBP	E
2017	Vermont (A)	.274	46	164	31	45	10	4	8	30	0	1	2	28	40	4	1	.530	.385	1
Minor League Totals		.274	46	164	31	45	10	4	8	30	0	1	2	28	40	4	1	.530	.385	1

JORDAN DANIEL DEVENCENZI

C

Born: Hayward, California, June 26, 1993; **Home:** Tracy, California
Bats: Right; **Throws:** Right; **Height:** 5-11; **Weight:** 195
Obtained: Selected in the 26th round of the 2015 First-Year Player Draft

Graduated from West High School in Tracy, CA...played collegiately at Delta College (2012-13) and the University of Nevada (2014-15)...signed by Jermaine Clark.

Year	Club	AVG.	G	AB	R	H	2B	3B	HR	RBI	SH	SF	HP	BB	SO	SB	CS	SLG	OBP	E
2015	AZL A's (R)	.600	2	5	1	3	0	0	0	1	0	0	2	0	0	0	0	.600	.714	0
	Vermont (A)	.243	11	37	4	9	1	0	0	1	0	0	1	3	2	0	0	.270	.317	3
2016	Beloit (A)	.281	38	114	11	32	6	0	0	8	2	1	1	12	17	1	1	.333	.352	0
	Nashville (AAA)	—	1	0	0	0	0	0	0	0	0	0	0	1	0	0	0	—	1.000	0
2017	Vermont (A)	.276	50	170	20	47	5	0	1	16	1	1	5	20	16	2	0	.324	.367	4
Minor League Totals		.279	102	326	36	91	12	0	1	26	3	2	9	20	16	2	0	.325	.365	7

EDWIN DIAZ (PANTOJA)

IF

Born: Bayamon, Puerto Rico, August 25, 1995; **Home:** Vega Alta, Puerto Rico
Bats: Right; **Throws:** Right; **Height:** 6-2; **Weight:** 223
Obtained: Selected in the 15th round of the 2013 First-Year Player Draft

Graduated from Maestro Ladi HS (PR)...signed by Ruben Escalera.

Year	Club	AVG.	G	AB	R	H	2B	3B	HR	RBI	SH	SF	HP	BB	SO	SB	CS	SLG	OBP	E
2013	AZL A's (R)	.239	27	92	7	22	6	1	1	6	0	1	0	5	25	1	1	.359	.276	5
2014	AZL A's (R)	.241	44	145	21	35	12	1	1	7	1	1	6	17	39	2	0	.359	.343	11
2015	AZL A's (R)	.171	24	76	10	13	2	0	2	6	0	0	1	8	22	0	0	.276	.259	5
	Beloit (A)	.100	45	140	9	14	8	0	0	13	2	2	2	8	49	0	0	.157	.158	8
2016	Beloit (A)	.236	92	296	31	70	13	0	5	34	6	4	8	26	101	4	2	.331	.311	17
2017	Beloit (A)	.255	89	302	49	77	12	3	10	45	2	2	2	43	91	0	0	.414	.350	13
	Stockton (A)	.089	13	45	2	4	0	1	0	3	1	1	0	4	15	0	0	.133	.160	3
Minor League Totals		.214	334	1096	129	235	53	6	19	114	12	11	19	111	342	7	3	.326	.295	62

HEATH ALAN DONICA

RHP

Born: Corsicana, Texas, May 20, 1994; **Home:** Corsicana, Texas
Bats: Right; **Throws:** Right; **Height:** 6-2; **Weight:** 210
Obtained: Selected in the 21st round of the 2017 First Year Player Draft

Graduated from Corsicana HS (TX)...named Southland Conference Tournament MVP and Louisville Slugger Player of the Week during his junior year at Sam Houston State...signed by Steve Cohen.

Year	Club	W	L	ERA	G	GS	CG	SHO	SV	IP	H	R	ER	HR	HB	BB	IBB	SO	WP	BK
2017	AZL A's (R)	2	1	5.79	13	1	0	0	0	23.1	26	17	15	1	2	5	1	35	4	0
	Vermont (A)	0	0	0.00	3	0	0	0	1	6.2	5	0	0	0	0	0	0	4	0	0
Minor League Totals		2	1	4.50	16	1	0	0	1	30.0	31	17	15	1	2	5	1	39	4	0

DUSTIN CHARLES DRIVER

RHP

Born: Federal Way, Washington, October 11, 1994; **Home:** Wenatchee, Washington

Bats: Right; **Throws:** Right; **Height:** 6-2; **Weight:** 224

Obtained: Selected in the seventh round of the 2013 First-Year Player Draft

Graduated from Wenatchee HS (WA)...signed by Jim Coffman...missed all of the 2014 season with a back injury...missed the 2017 season due to injury.

Year	Club	W	L	ERA	G	GS	CG	SHO	SV	IP	H	R	ER	HR	HB	BB	IBB	SO	WP	BK	
2013	AZL A's (R)	0	2	7.15	7	4	0	0	0	11.1	18	12	9	0	0	11	0	4	5	0	
2014		(Injured — did not pitch)																			
2015	Vermont (A)	1	5	4.99	14	10	0	0	0	52.1	53	39	29	4	2	35	0	32	8	0	
	Beloit (A)	0	2	9.00	4	4	0	0	0	11.0	15	14	11	0	2	5	0	9	4	0	
2016	AZL A's (R)	0	1	3.12	4	3	0	0	0	8.2	9	3	3	0	0	7	0	7	3	0	
	Vermont (A)	0	1	3.86	2	0	0	0	0	4.2	8	4	2	0	1	3	0	7	0	0	
	Beloit (A)	0	2	9.47	13	2	0	0	0	19.0	23	21	20	2	0	23	0	11	7	0	
2017		(Injured — did not pitch)																			
Minor League Totals		1	13	6.22	44	23	0	0	0	107.0	126	93	74	6	5	84	0	70	27	0	

ANGEL ALBERTO DUNO (RODRIGUEZ)

RHP

Born: Anaco, Venezuela, January 10, 1994; **Home:** Anaco, Venezuela

Bats: Right; **Throws:** Right; **Height:** 5-10; **Weight:** 199

Obtained: Signed as a non-drafted free agent, December 9, 2011

Signed by Julio Franco and Andri Garcia...in 2016, finished fifth among A's farmhands in ERA and was named a Midwest League Midseason All-Star...ranked fifth among A's farmhands in strikeouts (126), tied for fifth in wins (8), and fourth in innings pitched (140).

Year	Club	W	L	ERA	G	GS	CG	SHO	SV	IP	H	R	ER	HR	HB	BB	IBB	SO	WP	BK
2012	DSL A's (R)	2	1	1.82	19	2	0	0	4	39.2	36	12	8	0	1	15	0	26	2	0
2013	DSL A's (R)	3	4	3.19	15	12	0	0	0	73.1	76	36	26	2	11	15	0	52	9	0
2014	DSL A's (R)	3	2	1.82	15	15	0	0	0	84.0	81	30	17	2	5	14	0	63	4	1
2015	AZL A's (R)	4	2	2.93	8	7	0	0	0	40.0	42	15	13	1	4	3	0	35	0	1
	Vermont (A)	0	3	5.59	6	6	0	0	0	29.0	42	22	18	2	1	1	0	18	0	1
2016	Beloit (A)	7	7	2.68	24	20	0	0	0	121.0	130	43	36	7	3	16	0	76	5	1
2017	Stockton (A)	8	9	5.40	29	22	0	0	0	140.0	187	96	84	25	10	26	2	126	7	3
Minor League Totals		27	28	3.45	116	84	0	0	4	527.0	594	254	202	39	35	90	2	396	27	7

PARKER EDWARD DUNSHEE

RHP

Born: Zionsville, Indiana, February 12, 1995; **Home:** Zionsville, Indiana

Bats: Right; **Throws:** Right; **Height:** 6-1; **Weight:** 205

Obtained: Selected in the seventh round of the 2017 First Year Player Draft

Graduated from Zions Community HS (IN)...signed by Neil Avent...went 28-10 with a 3.20 ERA in his career at Wake Forest...holds the Wake Forest all-time record for most career strikeouts (330).

Year	Club	W	L	ERA	G	GS	CG	SHO	SV	IP	H	R	ER	HR	HB	BB	IBB	SO	WP	BK
2017	AZL A's (R)	0	0	13.50	1	0	0	0	0	2.0	5	3	3	1	0	0	0	3	0	1
	Vermont (A)	1	0	0.00	12	9	0	0	0	38.1	15	0	0	0	4	8	0	45	0	1
Minor League Totals		1	0	0.67	13	9	0	0	0	40.1	20	3	3	1	4	8	0	48	0	2

ZACHARY SCOTT ERWIN

LHP

Goes by "Zack"

Born: Park Ridge, Illinois, January 24, 1994; **Home:** Duluth, Georgia

Bats: Left; **Throws:** Left; **Height:** 6-5; **Weight:** 195

Obtained: Acquired from Chicago (AL) with J.B. Wendelken for Brett Lawrie, December 9, 2015

Graduated from Duluth HS (GA)...played collegiately at Clemson...in college, was primarily a reliever in 2013-14 and a starter in 2015...drafted by Chicago (AL) in the fourth round of the 2015 draft.

PLAYER DEVELOPMENT

Organizational Players, continued

Year	Club	W	L	ERA	G	GS	CG	SHO	SV	IP	H	R	ER	HR	HB	BB	IBB	SO	WP	BK
2015	Great Falls (R)	2	0	0.84	8	4	0	0	0	21.1	17	5	2	0	0	3	0	15	2	0
	Kannapolis (A)	0	2	1.89	7	3	0	0	0	19.0	15	5	4	0	1	4	0	15	3	0
2016	Beloit (A)	1	0	5.40	5	4	0	0	0	18.1	25	11	11	4	0	3	0	16	0	0
	Stockton (A)	3	10	6.53	18	16	0	0	0	80.0	109	70	58	11	5	32	2	58	11	0
2017	Beloit (A)	6	4	2.08	19	19	0	0	0	95.1	74	30	22	4	1	29	0	91	3	0
Minor League Totals		12	16	3.73	57	46	0	0	0	234.0	240	121	97	19	7	71	2	195	19	0

CALEB WESLEY EVANS

RHP

Born: Salisbury, Maryland, March 4, 1995; **Home:** Ewell, Maryland

Bats: Right; **Throws:** Right; **Height:** 6-8; **Weight:** 220

Obtained: Selected in the 32nd round of the 2017 First Year Player Draft

Graduated from Crisfield High School (MD)...signed by Dillon Tung.

Year	Club	W	L	ERA	G	GS	CG	SHO	SV	IP	H	R	ER	HR	HB	BB	IBB	SO	WP	BK
2017	AZL A's (R)	0	1	2.61	13	0	0	0	2	20.2	18	6	6	1	1	9	0	25	6	0
Minor League Totals		0	1	2.61	13	0	0	0	2	20.2	18	6	6	1	1	9	0	25	6	0

JOSHUA TYLER FALK

RHP

Born: Tampa, Florida, May 19, 1995; **Home:** Tampa, Florida

Bats: Right; **Throws:** Right; **Height:** 6-2; **Weight:** 217

Obtained: Selected in the 17th round of the 2017 First Year Player Draft

Graduated from Bishop McLaughlin Catholic High School (FL)...finished his collegiate career at Pit with a 6-14 record and a 4.29 ERA in 33 appearances...signed by Matt Higginson.

Year	Club	W	L	ERA	G	GS	CG	SHO	SV	IP	H	R	ER	HR	HB	BB	IBB	SO	WP	BK
2017	AZL A's (R)	0	3	6.91	9	4	0	0	0	14.1	18	13	11	1	1	5	0	10	3	0
Minor League Totals		0	3	6.91	9	4	0	0	0	14.1	18	13	11	1	1	5	0	10	3	0

KYLE MCPHAIL FRIEDRICH

RHP

Born: San Diego, California, January 22, 1992; **Home:** San Clemente, California

Bats: Right; **Throws:** Right; **Height:** 6-0; **Weight:** 206

Obtained: Selected in the seventh round of the 2015 First-Year Player Draft

Graduated from San Clemente HS (CA)...played collegiately at Long Beach State from 2011-15...redshirted during the 2013 season...signed by Craig Conklin...in 2016, finished fourth among A's minor leaguers in innings pitched (153.0), fifth in strikeouts (119), and 10th in ERA (3.35)...was named Midwest League Pitcher of the Week for the week of May 23-29, 2016).

Year	Club	W	L	ERA	G	GS	CG	SHO	SV	IP	H	R	ER	HR	HB	BB	IBB	SO	WP	BK
2015	Vermont (A)	1	3	4.50	14	11	0	0	0	36.0	32	22	18	2	2	13	0	19	1	0
2016	Beloit (A)	3	2	1.25	10	8	0	0	0	50.1	38	10	7	2	5	6	0	31	0	0
	Stockton (A)	3	7	4.29	18	18	0	0	0	100.2	109	54	48	10	2	10	0	86	9	0
	Midland (AA)	0	0	9.00	1	0	0	0	0	2.0	4	2	2	0	0	0	0	2	0	0
2017	Stockton (A)	2	2	2.98	16	4	0	0	1	54.1	44	22	18	7	6	12	0	42	1	0
	Midland (AA)	1	4	6.00	18	3	0	0	1	51.0	58	38	34	7	9	17	2	36	0	1
Minor League Totals		10	18	3.88	77	44	0	0	2	294.1	285	148	127	28	24	58	2	216	11	1

TRENT AUSTIN GILBERT

IF

Born: Torrance, California, March 17, 1993; **Home:** Torrance, California

Bats: Left; **Throws:** Right; **Height:** 6-2; **Weight:** 188

Obtained: Selected in the 15th round of the 2014 First-Year Player Draft

Graduated from Torrance HS (CA)...attended the University of Arizona...started 64 games for the 2012 Wildcat team that won the College World Series...signed by Trevor Ryan...named Midwest League Player of the Week for the week ending June 7, 2015...in 2016, led all A's farmhands with 35 doubles...also finished eighth in hits and ninth in batting average among qualifying players...missed most of the 2017 season due to injury.

Year	Club	AVG.	G	AB	R	H	2B	3B	HR	RBI	SH	SF	HP	BB	SO	SB	CS	SLG	OBP	E
2014	AZL A's (R)	.327	11	49	7	16	4	1	0	6	0	0	0	4	6	0	0	.449	.377	0
	Vermont (A)	.212	40	137	17	29	6	1	0	10	0	1	2	10	35	1	0	.270	.273	5
2015	Beloit (A)	.267	84	330	36	88	15	2	5	44	2	2	1	18	62	0	3	.370	.305	12
	Stockton (A)	.200	28	90	7	18	2	0	1	8	1	0	1	5	28	3	0	.256	.250	1
2016	Beloit (A)	.269	129	476	48	128	35	3	4	47	2	1	5	37	104	1	2	.380	.327	8
2017	Stockton (A)	.278	31	115	16	32	7	1	3	13	1	0	2	3	32	1	0	.435	.308	0
Minor League Totals		.260	323	1197	131	311	69	8	13	128	77	5	5	11	267	6	5	.363	.309	26

WILLIAM EDWARD GILBERT

RHP

Goes by "Will"

Born: Atlanta, Georgia, February 9, 1994; **Home:** Morrisville, North Carolina

Bats: Left; **Throws:** Left; **Height:** 6-0; **Weight:** 175

Obtained: Selected in the eighth round of the 2016 First-Year Player Draft

Graduated from Green Hope HS (CA)...played four years of college baseball at North Carolina State...signed by Neil Avent.

Year	Club	W	L	ERA	G	GS	CG	SHO	SV	IP	H	R	ER	HR	HB	BB	IBB	SO	WP	BK
2016	Vermont (A)	2	2	2.81	15	0	0	0	1	25.2	18	8	8	0	2	12	0	31	2	0
2017	Beloit (A)	2	0	1.04	6	0	0	0	0	8.2	7	2	1	0	0	1	0	6	1	0
	Stockton (A)	1	1	6.86	9	0	0	0	0	19.2	23	16	15	2	0	9	0	14	3	0
Minor League Totals		5	3	4.00	30	0	0	0	1	54.0	48	26	24	2	2	22	0	51	6	0

JAVIER ARTURO GODARD (RAMIREZ)

IF

Born: Baruta, Venezuela, December 13, 1995; **Home:** Carrizal, Venezuela

Bats: Right; **Throws:** Right; **Height:** 6-0; **Weight:** 170

Obtained: Signed as a non-drafted free agent, January 30, 2013

Signed by JC De La Cruz, Amauris Reyes, and Pablo Marmol.

Year	Club	AVG.	G	AB	R	H	2B	3B	HR	RBI	SH	SF	HP	BB	SO	SB	CS	SLG	OBP	E
2013	DSL A's (R)	.156	40	122	15	19	2	1	1	10	2	0	5	10	16	4	3	.230	.248	3
2014	DSL A's (R)	.239	38	134	16	32	5	1	1	4	6	0	2	8	18	6	4	.313	.292	2
2015	DSL A's (R)	.277	59	220	34	61	16	2	1	22	4	2	4	24	28	14	10	.382	.356	13
2016	AZL A's (R)	.277	36	130	22	36	6	1	0	16	3	4	4	12	21	9	4	.338	.347	4
	Vermont (A)	.000	3	13	1	0	0	0	0	0	0	0	0	3	0	0	0	.000	.000	0
2017	Vermont (A)	.187	40	139	15	26	3	1	0	15	3	1	1	18	29	1	1	.223	.283	2
Minor League Totals		.230	216	758	103	174	34	6	3	67	18	7	16	72	115	34	22	.302	.307	24

COOPER JOHN GOLDBY

C

Born: Mesa, Arizona, January 18, 1995; **Home:** Yuba City, California

Bats: Right; **Throws:** Right; **Height:** 5-10; **Weight:** 190

Obtained: Selected in the 35th round of the 2017 First Year Player Draft

Graduated from Yuba City HS (CA)...played collegiately at Lewis-Clark State College in Lewiston, Idaho...signed by Jim Coffman.

Year	Club	AVG.	G	AB	R	H	2B	3B	HR	RBI	SH	SF	HP	BB	SO	SB	CS	SLG	OBP	E
2017	AZL A's (R)	.189	22	53	8	10	1	0	0	3	1	0	4	10	24	0	0	.208	.358	3
Minor League Totals		.189	22	53	8	10	1	0	0	3	1	0	4	10	24	0	0	.208	.358	3

JOHN FRANCIS GORMAN III

RHP

Born: Newton, Massachusetts, February 19, 1992; **Home:** Norwood, Massachusetts

Bats: Right; **Throws:** Right; **Height:** 6-1; **Weight:** 237

Obtained: Selected in the 31st round of the 2015 First-Year Player Draft

Graduated from Catholic Memorial HS (MA)...named Massachusetts Gatorade Player of the Year as a senior...played collegiately at Boston College...previously drafted in the 50th round of the 2011 draft by Boston but did not sign...signed by Ron Vaughn...missed the 2016 season with a right shoulder injury.

Organizational Players, continued

Year	Club	W	L	ERA	G	GS	CG	SHO	SV	IP	H	R	ER	HR	HB	BB	IBB	SO	WP	BK
2015	AZL A's (R)	0	0	0.00	2	0	0	0	0	2.0	0	0	0	0	0	0	0	0	0	0
	Vermont (A)	2	2	5.40	13	0	0	0	1	18.1	18	12	11	0	0	13	4	21	3	1
2016																				
2017	Vermont (A)	0	0	1.80	2	0	0	0	0	5.0	3	1	1	0	0	0	0	8	0	0
	Beloit (A)	1	0	0.93	13	0	0	0	2	19.1	8	2	2	1	0	1	0	24	2	0
	Stockton (A)	0	0	6.00	4	0	0	0	0	6.0	7	4	4	1	1	2	0	4	0	0
	Minor League Totals	3	2	3.20	34	0	0	0	3	50.2	36	19	18	2	1	16	4	57	5	1

RYAN MCQUILLEN GRIDLEY

INF

Born: Pittsburgh, Pennsylvania, May 4, 1995; **Home:** Milton, Georgia

Bats: Right; **Throws:** Right; **Height:** 5-9; **Weight:** 180

Obtained: Selected in the 11th round of the 2017 First Year Player Draft

Graduated from Milton HS (GA)...signed by Kelcey Mucker...2014 preseason Southeast All-Region First Team before his senior year of high school...was First Team All-SEC during his senior year at Mississippi State.

Year	Club	AVG.	G	AB	R	H	2B	3B	HR	RBI	SH	SF	HP	BB	SO	SB	CS	SLG	OBP	E
2016	AZL A's (R)	.262	56	210	25	55	12	0	1	24	3	2	4	28	33	6	2	.333	.357	5
	Minor League Totals	.262	56	210	25	55	12	0	1	24	3	2	4	28	33	6	2	.333	.357	5

KRISTOPHER WILLIAM HALL

RHP

Goies by "Kris"

Born: Honolulu, Hawai'i, June 8, 1991; **Home:** Strongsville, Ohio

Bats: Right; **Throws:** Right; **Height:** 6-3; **Weight:** 233

Obtained: Selected in the eighth round of the 2012 First-Year Player Draft

Attended Lee University...was a NAIA All-American after going 12-0 with a 1.71 ERA in 16 starts for the Flames in 2012...signed by Matt Ranson...in 2012, was a New York-Penn League Midseason All-Star...missed the 2017 season due to injury.

Year	Club	W	L	ERA	G	GS	CG	SHO	SV	IP	H	R	ER	HR	HB	BB	IBB	SO	WP	BK
2012	Vermont (A)	2	0	0.99	12	4	0	0	0	27.1	17	6	3	0	2	14	0	24	1	1
	AZL A's (R)	1	0	4.50	2	0	0	0	0	2.0	1	1	0	0	1	0	3	2	0	0
2013	Beloit (A)	4	2	4.92	30	2	0	0	1	53.0	52	33	29	6	4	35	1	56	1	0
2014	Stockton (A)	5	0	4.29	40	0	0	0	3	56.2	42	28	27	6	1	38	1	77	9	0
2015	Midland (AA)	5	0	2.50	38	2	0	0	0	72.0	59	24	20	4	3	53	0	74	8	0
	Nashville (AAA)	0	0	13.50	1	1	0	0	0	2.0	2	3	3	1	0	4	0	3	0	0
2016	AZL A's (R)	0	0	0.00	4	0	0	0	0	5.0	4	0	0	0	0	2	0	3	0	1
	Midland (AA)	1	3	6.88	27	0	0	0	0	34.0	35	26	26	6	1	32	1	26	4	0
2017																				
	Minor League Totals	18	5	3.89	154	9	0	0	4	252.0	212	121	109	23	11	179	3	266	25	2

HUNTER RANDOLPH HARGROVE

IF

Born: Arlington, Texas, September 9, 1994; **Home:** Mansfield, Texas

Bats: Right; **Throws:** Right; **Height:** 6-0; **Weight:** 205

Obtained: Selected in the 25th round of the 2017 First Year Player Draft

Graduated from Mansfield HS (TX)...played every position on the field in high school...signed by Chris Reilly.

Year	Club	AVG.	G	AB	R	H	2B	3B	HR	RBI	SH	SF	HP	BB	SO	SB	CS	SLG	OBP	E
2017	ASL A's (R)	.299	17	67	6	20	8	0	0	13	0	0	2	4	11	1	0	.418	.356	0
	Vermont (A)	.237	20	76	4	18	3	0	1	7	0	0	0	3	15	0	0	.316	.266	0
	Minor League Totals	.266	37	143	10	38	11	0	1	20	0	0	2	7	26	1	0	.364	.309	0

TUCKER JOSEPH HEALY

RHP

Born: Newton, Massachusetts, June 15, 1990; **Home:** Needham, Massachusetts

Bats: Left; **Throws:** Right; **Height:** 6-1; **Weight:** 210

Obtained: Selected in the 23rd round of the 2012 First Year Player Draft

Signed by Matt Higginson...missed the final month of the 2017 season due to injury.

Year	Club	W	L	ERA	G	GS	CG	SHO	SV	IP	H	R	ER	HR	HB	BB	IBB	SO	WP	BK
2012	Vermont (A)	2	0	3.07	22	0	0	0	3	29.1	26	11	10	0	2	13	0	45	6	0
2013	Beloit (A)	0	1	0.94	18	0	0	0	2	28.2	20	7	3	2	0	5	0	43	2	0
	Stockton (A)	1	1	1.86	15	0	0	0	3	19.1	13	4	4	2	1	5	0	31	0	0
2014	Stockton (A)	2	1	1.04	13	0	0	0	3	17.1	9	2	2	1	1	4	0	29	0	0
	Midland (AA)	0	1	2.33	12	0	0	0	4	19.1	17	5	5	1	0	6	1	29	1	0
	Sacramento (AAA)	1	1	8.14	20	0	0	0	0	24.1	31	24	22	4	1	14	0	28	1	0
2015	Midland (AA)	3	1	1.95	45	0	0	0	3	55.1	33	12	12	0	2	25	3	53	1	0
2016	Nashville (AAA)	4	3	3.61	44	0	0	0	8	52.1	38	25	21	3	1	26	4	76	6	0
2017	Nashville (AAA)	1	2	4.64	35	0	0	0	1	42.2	46	23	22	3	4	22	1	34	2	0
Minor League Totals		14	11	3.15	224	0	0	0	27	288.2	233	113	101	16	12	120	9	368	19	0

JONAH NATHAN HEIM

C

Born: Buffalo, New York, June 27, 1995; **Home:** Amherst, New York

Bats: Switch; **Throws:** Right; **Height:** 6-4; **Weight:** 215

Obtained: Acquired from Tampa Bay as a player to be named later for Joey Wendle

Traded from Baltimore to Tampa Bay on August 1, 2016 for Steve Pearce...256 of his 313 career games have come at the catcher position...caught 44.8 percent of attempted base stealers in 2017.

Year	Club	AVG.	G	AB	R	H	2B	3B	HR	RBI	SH	SF	HP	BB	SO	SB	CS	SLG	OBP	E
2013	GCL Orioles (R)	.185	27	81	8	15	5	0	0	4	0	0	0	10	13	1	1	.247	.275	0
2014	GCL Orioles (R)	.244	26	78	8	19	9	0	0	5	1	0	1	6	9	3	0	.359	.306	0
	Aberdeen (A)	.143	20	70	2	10	2	0	1	2	0	1	0	2	15	0	0	.214	.164	4
2015	GCL Orioles (R)	.333	2	6	2	2	1	0	0	2	0	0	0	1	0	0	0	.500	.429	0
	Delmarva (A)	.248	43	149	13	37	8	1	1	16	0	1	1	6	26	0	0	.336	.280	0
2016	Frederick (A)	.216	88	291	30	63	14	1	7	30	2	1	2	33	51	2	0	.344	.300	8
	Charlotte (A)	.222	14	45	4	10	1	0	1	3	0	0	0	2	11	0	0	.311	.255	3
2017	Bowling Green (A)	.268	77	291	45	78	17	1	9	53	0	3	0	27	57	0	1	.426	.327	7
	Charlotte (A)	.218	16	55	3	12	3	0	0	8	0	2	1	3	17	1	0	.273	.262	2
Minor League Totals		.231	313	1066	115	246	60	3	19	123	3	8	5	90	199	7	2	.346	.292	24

CARLOS JUNIOR HICIANO (MARTE)

IF

Born: San Francisco de Macoris, Dominican Republic, October 29, 1996; **Home:** San Francisco de Macoris, Dominican Republic

Bats: Right; **Throws:** Right; **Height:** 6-0; **Weight:** 174

Obtained: Signed as a non-drafted free agent, July 2, 2013

Signed by Raymond Abreu.

Year	Club	AVG.	G	AB	R	H	2B	3B	HR	RBI	SH	SF	HP	BB	SO	SB	CS	SLG	OBP	E
2014	DSL A's (R)	.143	55	189	20	27	7	0	0	12	1	1	2	13	42	3	5	.180	.205	23
2015	AZL A's (R)	.199	53	191	14	38	4	0	0	8	0	0	1	4	47	5	1	.220	.219	12
2016	AZL A's (R)	.116	11	43	5	5	0	0	0	2	0	0	0	18	3	0	0	.116	.116	4
2017	DSL A's (R)	.163	46	129	18	21	3	1	0	7	0	1	2	11	34	6	6	.202	.238	9
Minor League Totals		.165	165	552	57	91	14	1	0	29	1	2	5	28	141	17	12	.194	.211	48

NICHOLAS DAURIO HIGHBERGER

RHP

Goes by "Nick"

Born: Charlotte, North Carolina, November 4, 1993; **Home:** Rye, Colorado

Bats: Right; **Throws:** Right; **Height:** 5-10; **Weight:** 190

Obtained: Selected in the 30th round of the 2016 First-Year Player Draft

Graduated from Rye HS (CO)...attended Creighton University, where he went 12-3 with a 2.84 ERA during his four-year career...signed by Al Skorupa.

Year	Club	W	L	ERA	G	GS	CG	SHO	SV	IP	H	R	ER	HR	HB	BB	IBB	SO	WP	BK
2016	AZL A's (R)	2	2	3.38	17	0	0	0	3	26.2	33	15	10	1	1	7	0	18	5	0
	Stockton (A)	1	0	0.00	2	0	0	0	0	4.0	2	0	0	0	1	2	0	3	0	0
2017	Beloit (A)	1	1	6.60	10	0	0	0	1	15.0	21	16	11	2	1	4	0	10	0	1
Minor League Totals		4	3	4.14	29	0	0	0	4	45.2	56	31	21	3	3	13	0	31	5	1

Organizational Players, continued

BRIAN EDWARD HOWARD

RHP

Born: St. Louis, Missouri, April 25, 1995; **Home:** St. Louis, Missouri
Bats: Right; **Throws:** Right; **Height:** 6-9; **Weight:** 185
Obtained: Selected in the eighth round of the 2017 First Year Player Draft

Graduated from St. Louis University HS (MO)...signed by Chris Reilly.

Year	Club	W	L	ERA	G	GS	CG	SHO	SV	IP	H	R	ER	HR	HB	BB	IBB	SO	WP	BK
2017	Vermont (A)	2	1	1.15	11	6	0	0	1	31.1	22	5	4	0	0	1	0	29	1	0
Minor League Totals		2	1	1.15	11	6	0	0	1	31.1	22	5	4	0	0	1	0	29	1	0

DUSTIN MICHAEL HURLBUTT

RHP

Born: Bartlesville, Oklahoma, November 5, 1992; **Home:** Coffeyville, Kansas
Bats: Right; **Throws:** Right; **Height:** 6-1; **Weight:** 203
Obtained: Selected in the 16th round of the 2015 First-Year Player Draft

Graduated from Field Kindley HS (KS)... played collegiately at Coffeyville CC, Northeastern State, and Tabor College...earned NAIA All-American honors as a junior at Tabor...signed by Yancy Ayres...in his first full season in 2016, finished fourth among A's minor leaguers in ERA...ranked seventh among A's farmhands in ERA (3.65), ninth in innings pitched (118.1), and tenth in strikeouts (108).

Year	Club	W	L	ERA	G	GS	CG	SHO	SV	IP	H	R	ER	HR	HB	BB	IBB	SO	WP	BK
2015	AZL A's (R)	0	0	3.14	13	0	0	0	5	14.1	11	5	5	0	0	10	0	20	2	0
2016	Beloit (A)	3	6	2.57	19	14	1	0	0	98.0	89	36	28	6	3	24	0	78	3	0
2017	Stockton (A)	2	2	3.23	15	8	0	0	0	69.2	52	25	25	7	2	16	1	74	3	0
	Midland (AA)	3	2	3.55	9	8	0	0	0	45.2	33	19	18	5	3	25	0	32	2	0
	Nashville (AAA)	0	1	15.00	1	1	0	0	0	3.0	7	5	5	1	0	2	0	2	0	0
Minor League Totals		8	11	3.16	57	31	1	0	5	230.2	192	90	81	19	8	77	1	206	10	0

JHENDESON JESUS HURTADO (MOLINA)

LHP

Born: Maracay, Venezuela, March 28, 1996; **Home:** Merida, Venezuela
Bats: Left; **Throws:** Left; **Height:** 6-0; **Weight:** 198
Obtained: Signed as a free agent to a minor league deal on February 1, 2013

Signed by Juan Villanueva.

Year	Club	W	L	ERA	G	GS	CG	SHO	SV	IP	H	R	ER	HR	HB	BB	IBB	SO	WP	BK
2014	DSL A's (R)	1	2	3.45	13	7	0	0	0	44.1	49	27	17	1	2	25	0	43	21	0
2015	DSL A's (R)	3	2	4.31	15	8	0	0	0	62.2	45	32	30	1	14	30	0	53	13	1
2016	DSL A's (R)	3	2	3.16	14	10	0	0	0	62.2	53	32	22	0	10	23	1	51	13	0
2017	AZL A's (R)	3	0	2.35	10	1	0	0	1	30.2	28	12	8	0	3	13	0	29	5	0
	Vermont (A)	1	0	3.77	5	1	0	0	0	14.1	11	6	6	1	2	4	0	15	1	1
	Beloit (A)	0	1	6.75	1	0	0	0	0	2.2	4	2	2	0	1	2	0	2	0	0
Minor League Totals		11	7	3.52	58	27	0	0	1	217.1	190	111	85	3	32	97	1	193	53	2

CHRISTOPHER JAMES IRIART

IF

Goes by "Chris"

Born: Fontana, California, October 7, 1994; **Home:** Chino Hills, California
Bats: Right; **Throws:** Right; **Height:** 6-2; **Weight:** 225
Obtained: Selected in the 12th round of the 2015 First-Year Player Draft

Graduated from Chino Hills HS (CA)...played collegiately at Orange Coast College and the University of Houston...as a junior at Houston, earned Second Team All-Region and All-Conference honors...signed by Armann Brown...in 2016, finished third among A's farmhands with 22 home runs...also ranked third in slugging percentage (.503), eighth in RBI (63), and ninth in extra-base hits (43).

Year	Club	AVG.	G	AB	R	H	2B	3B	HR	RBI	SH	SF	HP	BB	SO	SB	CS	SLG	OBP	E
2015	Vermont (A)	.230	69	256	35	59	18	0	5	45	0	4	6	23	86	0	1	.359	.304	8
2016	AZL A's (R)	.500	2	6	2	3	3	0	0	1	0	0	0	1	0	0	0	1.000	.500	0
	Beloit (A)	.231	79	277	31	64	13	0	16	47	0	2	8	29	89	0	0	.451	.320	6
	Stockton (A)	.311	16	64	14	19	5	0	6	15	0	0	2	9	15	0	0	.689	.417	1
2017	AZL A's (R)	.212	10	33	9	7	2	0	0	2	0	1	2	8	14	0	0	.273	.386	0
	Stockton (A)	.203	58	202	20	41	7	0	10	29	0	1	4	15	89	0	0	.386	.270	1
Minor League Totals		.231	234	835	111	193	48	0	37	139	0	8	22	84	294	0	1	.422	.315	16

DAULTON COMPTON JEFFERIES

RHP

Born: Merced, California, August 2, 1995; **Home:** Atwater, California

Bats: Left; **Throws:** Right; **Height:** 6-0; **Weight:** 195

Obtained: Selected in Competitive Balance Lottery Round A of the 2016 First-Year Player Draft

Graduated from Buhach Colony High School in Atwater, CA...tossed 221.1 innings in three years at Cal, where he finished 15-13 with a 2.72 ERA in his career...went 7-0 with a 1.08 ERA as a junior in 2016...was First Team All-Pac 12 as a sophomore but was limited to just 50.0 innings pitched his junior year due to calf and shoulder injuries...signed by Jermaine Clark...missed most of the 2017 season due to injury.

Year	Club	W	L	ERA	G	GS	CG	SHO	SV	IP	H	R	ER	HR	HB	BB	IBB	SO	WP	BK
2016	AZL A's (R)	0	0	2.38	5	5	0	0	0	11.1	11	3	3	0	0	2	0	17	0	0
2017	Stockton (A)	0	0	2.57	2	1	0	0	0	7.0	7	6	2	0	0	1	0	6	0	0
Minor League Totals		0	0	2.45	7	6	0	0	0	18.1	18	9	5	0	0	3	0	23	0	0

JUSTIN JONES

IF

Born: Henderson, Nevada, March 7, 1994; **Home:** Henderson, Nevada

Bats: Left; **Throws:** Right; **Height:** 5-9; **Weight:** 185

Obtained: Selected in the 34th round of the 2017 First-Year Player Draft

Graduated from Bishop Gorman HS (NV)...won the 2012 national championship in high school...signed by Scott Cousins.

Year	Club	AVG.	G	AB	R	H	2B	3B	HR	RBI	SH	SF	HP	BB	SO	SB	CS	SLG	OBP	E
2013	AZL A's (R)	.216	25	74	10	16	2	0	3	11	0	2	1	9	18	1	0	.365	.302	3
Minor League Totals		.216	25	74	10	16	2	0	3	11	0	2	1	9	18	1	0	.365	.302	3

MALIK MARQUISE JONES

RHP

Born: Milledgeville, Georgia, March 14, 1996; **Home:** Atlanta, Georgia

Bats: Right; **Throws:** Right; **Height:** 6-1; **Weight:** 185

Obtained: Selected in the 23rd round of the 2017 First Year Player Draft

Drafted out of Missouri Baptist College as a junior...signed by Al Skorupa.

Year	Club	W	L	ERA	G	GS	CG	SHO	SV	IP	H	R	ER	HR	HB	BB	IBB	SO	WP	BK
2017	AZL A's (R)	0	0	3.60	2	0	0	0	0	5.0	2	2	2	0	1	0	0	4	2	0
	Vermont (A)	1	2	3.29	11	1	0	0	0	13.2	10	6	5	0	1	11	0	15	4	0
Minor League Totals		1	2	3.38	13	1	0	0	0	18.2	12	8	7	0	2	11	0	19	6	0

MITCHELL ANDREW JORDAN

RHP

Born: Orlando, Florida, April 10, 1995; **Home:** North Longwood, Florida

Bats: Right; **Throws:** Right; **Height:** 6-2; **Weight:** 205

Obtained: Selected in the 10th round of the 2016 First-Year Player Draft

Graduated from Lake Brantley HS (FL)...played collegiately at Stetson, where he was Second Team All-Atlantic Sun Conference as a sophomore...signed by Trevor Schaffer.

Year	Club	W	L	ERA	G	GS	CG	SHO	SV	IP	H	R	ER	HR	HB	BB	IBB	SO	WP	BK
2016	AZL A's (R)	1	1	3.08	12	11	0	0	0	38.0	39	14	13	2	4	8	0	33	2	0
	Stockton (A)	1	0	6.43	2	1	0	0	0	7.0	7	5	5	2	1	4	0	5	0	0
2017	Beloit (A)	2	10	5.78	25	7	0	0	1	76.1	97	52	49	12	1	31	1	66	7	0
Minor League Totals		4	11	4.97	39	19	0	0	1	121.1	143	71	67	16	6	43	1	104	9	0

Organizational Players, continued

JAMES DOUGLAS KAPRIELIAN

RHP

Born: Laguna Hills, California, March 2, 1994; **Home:** Tustin, California

Bats: Right; **Throws:** Right; **Height:** 6-3; **Weight:** 215

Obtained: Acquired from the New York Yankees with Dustin Fowler and Jorge Mateo for Sonny Gray on July 31, 2017.

Missed the 2017 season after undergoing Tommy John Surgery...was named the A's eighth best prospect by *Baseball America* following the 2017 season.

Year	Club	W	L	ERA	G	GS	CG	SHO	SV	IP	H	R	ER	HR	HB	BB	IBB	SO	WP	BK
2015	GCL Yankees (R)	0	0	15.43	2	0	0	0	0	2.1	2	4	3	0	0	2	0	2	1	0
	Staten Island (A)	0	1	2.00	3	3	0	0	0	9.0	8	2	2	0	0	2	0	12	0	0
2016	AZL (R)	2	3	4.33	7	7	0	0	0	27.0	22	16	13	4	0	8	0	26	0	0
	Tampa (A)	2	1	1.50	3	3	0	0	0	18.0	8	6	3	1	0	3	0	22	1	0
2017																				
										(Injured — did not pitch)										
Minor League Totals		4	5	3.36	15	13	0	0	0	56.1	40	28	21	5	0	15	0	62	2	0

BRANDEN IVES KELLIHER

RHP

Born: Edmonds, Washington, December 11, 1995; **Home:** Lake Stevens, Washington

Bats: Right; **Throws:** Right; **Height:** 5-10; **Weight:** 188

Obtained: Selected in the eighth round of the 2014 First-Year Player Draft

Graduated from Lake Stevens HS (WA)...signed by Jim Coffman...had committed to play collegiately at the University of Oregon before signing with the A's.

Year	Club	W	L	ERA	G	GS	CG	SHO	SV	IP	H	R	ER	HR	HB	BB	IBB	SO	WP	BK
2014	AZL A's (R)	1	4	4.82	11	7	0	0	0	28.0	25	22	15	0	1	29	0	37	6	0
2015	AZL A's (R)	0	5	8.24	14	7	0	0	1	31.2	36	31	29	0	13	19	0	19	5	0
2016	AZL A's (R)	0	1	13.50	2	0	0	0	0	4.0	7	7	6	0	0	5	0	2	0	0
	Vermont (A)	1	1	11.65	10	0	0	0	0	17.0	28	22	22	2	5	15	0	3	10	0
2017	Vermont (A)	2	2	2.81	17	0	0	0	3	32.0	26	12	10	1	4	20	1	27	8	0
Minor League Totals		4	13	6.55	54	14	0	0	4	112.2	122	94	82	3	23	88	1	88	29	0

RAFAEL ANTONIO KELLY

RHP

Born: Samana, Dominican Republic, June 9, 1997; **Home:** Samana, Dominican Republic

Bats: Right; **Throws:** Right; **Height:** 6-3; **Weight:** 190

Obtained: Signed as a free agent to a minor league contract on July 1, 2016

Signed by JC De La Cruz.

Year	Club	W	L	ERA	G	GS	CG	SHO	SV	IP	H	R	ER	HR	HB	BB	IBB	SO	WP	BK
2017	DSL A's (R)	4	1	2.53	10	6	0	0	0	42.2	28	16	12	1	4	10	0	47	3	0
	AZL A's (R)	1	2	2.38	6	2	0	0	0	22.2	20	9	6	1	0	2	0	23	2	0
Minor League Totals		5	2	2.48	16	8	0	0	0	65.1	48	25	18	2	4	12	0	70	5	0

ZACHERY REED KELLY

RHP

Born: Roanoke, Virginia, March 3, 1995; **Home:** Daleville, Virginia

Bats: Right; **Throws:** Right; **Height:** 6-3; **Weight:** 205

Obtained: Signed as a free agent to a minor league contract on June 16, 2017

Signed by Neil Avent.

Year	Club	W	L	ERA	G	GS	CG	SHO	SV	IP	H	R	ER	HR	HB	BB	IBB	SO	WP	BK
2017	AZL A's (R)	1	0	3.77	13	0	0	0	1	28.2	28	16	12	1	1	6	0	23	2	1
Minor League Totals		1	0	3.77	13	0	0	0	1	28.2	28	16	12	1	1	6	0	23	2	1

CHRISTOPHER RYAN KOHLER

LHP

Born: Fontana, California, May 4, 1995; **Home:** Peoria, Arizona

Bats: Left; **Throws:** Left; **Height:** 6-2; **Weight:** 209

Obtained: Selected in the supplemental third round of the 2013 First-Year Player Draft

Graduated from Los Osos HS (CA)...signed by Eric Martins...after his senior season at Los Osos, was named to Rawlings' third team All-American and first team All-Region teams...went 11-1 with a 2.24 ERA and five complete games his senior season...missed the 2014 season with an elbow injury and the 2016 season with a shoulder injury.

Year	Club	W	L	ERA	G	GS	CG	SHO	SV	IP	H	R	ER	HR	HB	BB	IBB	SO	WP	BK
2013	AZL A's (R)	1	2	2.78	13	4	0	0	1	22.2	19	10	7	0	1	9	0	32	3	1
2014										(Injured — did not pitch)										
2015	Vermont (A)	2	3	4.66	11	6	0	0	0	38.2	40	21	20	2	6	10	0	37	3	0
2016										(Injured — did not pitch)										
2017	AZL A's (R)	4	3	4.01	14	10	0	0	0	42.2	44	27	19	4	3	12	0	24	4	1
Minor League Totals		7	8	3.98	38	20	0	0	1	104.0	103	58	46	6	10	31	0	93	10	2

PATRICK THOMAS KRALL

LHP

Born: Dowington, Pennsylvania, August 27, 1994; **Home:** Marietta, Georgia
Bats: Left; **Throws:** Left; **Height:** 6-6; **Weight:** 220
Obtained: Selected in the 28th round of the 2017 First Year Player Draft

Graduated from Dowington West HS (PA)...transferred to Clemson after one season at Temple...logged a 2.89 ERA in three seasons with Clemson...signed by Neil Avent.

Year	Club	W	L	ERA	G	GS	CG	SHO	SV	IP	H	R	ER	HR	HB	BB	IBB	SO	WP	BK
2017	AZL A's (R)	3	5	3.18	16	0	0	0	1	28.1	34	16	10	0	1	3	2	23	0	0
Minor League Totals		3	5	3.18	16	0	0	0	1	28.1	34	16	10	0	1	3	2	23	0	0

AUSTIN JAMES KUBALA

IF

Goes by "A.J."
Born: Jacksonville, Florida, June 7, 1994; **Home:** Jacksonville, Florida
Bats: Right; **Throws:** Right; **Height:** 6-0; **Weight:** 195
Obtained: Selected in the 34th round of the 2013 First-Year Player Draft

Graduated from Arlington Country Day School (FL)...signed by Jemel Spearman...missed the 2015 and 2016 seasons with a lower back injury.

Year	Club	AVG.	G	AB	R	H	2B	3B	HR	RBI	SH	SF	HP	BB	SO	SB	CS	SLG	OBP	E
2013	AZL A's (R)	.147	26	68	12	10	2	0	4	11	1	0	3	8	41	0	0	.353	.266	8
2014	AZL A's (R)	.053	13	38	2	2	1	1	0	3	0	0	1	2	21	0	1	.132	.122	5
2015										(Injured — did not play)										
2016										(Injured — did not play)										
2017										(Injured — did not play)										
Minor League Totals		.113	39	106	14	12	3	1	4	14	1	0	4	10	62	0	1	.274	.217	13

JESUS ALEJANDRO LAGE (SISO)

IF

Born: Valencia, Venezuela, December 1, 1997; **Home:** Valencia, Venezuela
Bats: Switch; **Throws:** Right; **Height:** 6-1; **Weight:** 155
Obtained: Signed as a non-drafted free agent, July 4, 2014

Signed by JC De La Cruz, Amauris Reyes, and Pablo Marmol.

Year	Club	AVG.	G	AB	R	H	2B	3B	HR	RBI	SH	SF	HP	BB	SO	SB	CS	SLG	OBP	E
2015	DSL A's (R)	.176	48	159	15	28	3	1	0	19	4	1	6	17	41	9	6	.209	.279	18
2016	AZL A's (R)	.172	32	116	20	20	4	2	0	11	2	0	3	13	42	4	1	.241	.273	14
	Vermont (A)	.333	3	9	1	3	0	0	0	0	0	0	0	4	2	0	0	.333	.333	2
2017	Vermont (A)	.233	47	159	18	37	8	3	1	16	3	1	3	5	52	2	3	.340	.268	14
Minor League Totals		.199	132	443	54	88	15	6	1	46	9	2	12	35	139	17	10	.266	.274	48

JAIMITO LEBRON (LORENZO)

RHP

Born: Banica, Dominican Republic, October 20, 1996; **Home:** Santo Domingo, Dominican Republic
Bats: Right; **Throws:** Right; **Height:** 6-2; **Weight:** 175
Obtained: Selected in the 2017 minor league Rule 5 draft from San Diego.

Graduated from Dowington West HS (PA)...transferred to Clemson after one season at Temple...logged a 2.89 ERA in three seasons with Clemson.

PLAYER DEVELOPMENT

Organizational Players, continued

Year	Club	W	L	ERA	G	GS	CG	SHO	SV	IP	H	R	ER	HR	HB	BB	IBB	SO	WP	BK
2014	DSL Padres (R)	0	0	1.50	2	2	0	0	0	6.0	4	3	1	0	0	2	0	7	1	0
	AZL Padres (R)	1	3	7.58	12	8	0	0	0	38.0	57	38	32	4	6	17	0	26	8	2
2015	DSL Padres (R)	0	1	6.43	6	4	0	0	0	7.0	9	5	5	0	2	2	0	3	2	0
	AZL Padres (R)	0	0	6.00	5	0	0	0	0	6.0	4	5	4	0	2	2	0	3	1	0
2016										(Injured — did not play)										
2017	AZL Padres (R)	1	2	9.72	16	1	0	0	0	25.0	43	37	27	0	6	13	0	26	6	3
Minor League Totals		2	6	7.57	41	15	0	0	0	82.0	117	88	69	4	16	36	0	65	18	5

SLATER BRYCE LEE

RHP

Born: San Diego, California, March 5, 1995; **Home:** Carlsbad, California

Bats: Right; **Throws:** Right; **Height:** 6-0; **Weight:** 220

Obtained: Selected in the 24th round of the 2017 First Year Player Draft

Graduated from Carlsbad HS (CA)...signed by Craig Conklin.

Year	Club	W	L	ERA	G	GS	CG	SHO	SV	IP	H	R	ER	HR	HB	BB	IBB	SO	WP	BK
2017	AZL A's (R)	2	0	3.86	17	0	0	0	4	21.0	21	14	9	0	1	6	0	21	7	1
Minor League Totals		2	0	3.86	17	0	0	0	4	21.0	21	14	9	0	1	6	0	21	7	1

TRACE BRADLEY LOEHR

IF

Born: Portland, Oregon, May 23, 1995; **Home:** Milwaukie, Oregon

Bats: Left; **Throws:** Right; **Height:** 5-10; **Weight:** 173

Obtained: Selected in the sixth round of the 2014 First-Year Player Draft

Graduated from Rex Putnam HS (OR)...was the first high school player from Oregon selected in the 2014 draft... won two consecutive Player of the Year honors in Oregon's Class 5A in 2013 and 2014...had committed to play collegiately at Oregon State before signing with the A's...signed by Jim Coffman...in 2016, tied for third among A's farmhands in triples and was named Midwest League Player of the Week for the week of Aug. 22-28.

Year	Club	AVG.	G	AB	R	H	2B	3B	HR	RBI	SH	SF	HP	BB	SO	SB	CS	SLG	OBP	E
2014	AZL A's (R)	.244	41	160	22	39	3	2	0	14	1	0	1	15	31	6	2	.288	.313	10
2015	Vermont (A)	.264	67	254	33	67	6	1	2	31	0	2	3	21	41	4	4	.319	.325	9
2016	Beloit (A)	.249	103	357	35	89	19	7	1	30	6	1	2	20	77	13	6	.350	.292	21
2017	Beloit (A)	.267	94	363	47	97	10	8	3	36	7	2	0	19	63	10	6	.364	.302	14
Minor League Totals		.257	305	1134	137	292	38	18	6	111	14	5	6	75	212	33	18	.339	.306	54

JESUS FERNANDO LOPEZ (MARADIAGA)

IF

Born: Chinandega, Nicaragua, October 5, 1996; **Home:** Chinandega, Nicaragua

Bats: Switch; **Throws:** Right; **Height:** 5-9; **Weight:** 176

Obtained: Signed as a non-drafted free agent on July 2, 2013

Signed by Juan Mosquera.

Year	Club	AVG.	G	AB	R	H	2B	3B	HR	RBI	SH	SF	HP	BB	SO	SB	CS	SLG	OBP	E
2014	AZL A's (R)	.221	42	136	18	30	5	1	0	13	2	0	0	19	29	4	1	.272	.316	7
2015	Vermont (A)	.203	55	202	14	41	5	0	0	10	0	0	2	6	40	2	1	.228	.233	12
2016	Vermont (A)	.133	13	45	3	6	1	0	0	1	0	0	0	6	11	1	1	.156	.235	6
	Beloit (A)	.202	89	302	31	61	13	2	2	24	3	2	0	24	88	2	1	.278	.259	12
2017	Vermont (A)	.227	12	44	4	10	2	0	1	9	0	0	0	3	10	2	0	.341	.277	2
	Beloit (A)	.280	38	132	15	37	6	1	2	13	2	1	1	8	19	4	1	.386	.324	6
Minor League Totals		.215	249	861	85	185	32	4	5	70	7	3	3	66	197	15	5	.279	.272	45

JAKE BENJAMIN LUMLEY

IF

Born: Windsor, Canada, February 13, 1995; **Home:** Belle River, Canada

Bats: Left; **Throws:** Right; **Height:** 6-0; **Weight:** 185

Obtained: Selected in the 33rd round of the 2017 First Year Player Draft

Graduated from Holy Names Catholic HS (Ontario)...played collegiately at Canisius College (NY)...signed by Matt Higginson.

Year	Club	AVG.	G	AB	R	H	2B	3B	HR	RBI	SH	SF	HP	BB	SO	SB	CS	SLG	OBP	E
2017	AZL A's (R)	.333	35	135	20	45	7	4	0	25	0	0	0	12	22	3	2	.444	.388	15
Minor League Totals		.333	35	135	20	45	7	4	0	25	0	0	0	12	22	3	2	.444	.388	15

JESUS G LUZARDO

LHP

Born: Lima, Peru, September 30, 1997; **Home:** Parkland, Florida

Bats: Left; **Throws:** Left; **Height:** 6-0; **Weight:** 205

Obtained: Acquired from Washington with Blake Treinen and Sheldon Neuse for Sean Doolittle and Ryan Madson on July 16, 2017

Originally drafted in the third round of the 2016 First Year Player Draft by Washington.....was named the A's number three prospect by *Baseball America* following the 2017 season.

Year	Club	W	L	ERA	G	GS	CG	SHO	SV	IP	H	R	ER	HR	HB	BB	IBB	SO	WP	BK
2017	GCL Nationals (R)	1	0	1.32	3	3	0	0	0	13.2	14	2	2	1	0	0	0	15	2	1
	AZL Athletics (R)	0	1	1.54	4	3	0	0	0	11.2	9	2	2	0	1	1	0	13	1	0
	Vermont (A)	1	0	2.00	5	5	0	0	0	18.0	12	5	4	1	2	4	0	20	0	0
Minor League Totals		2	1	1.66	12	11	0	0	0	43.1	35	9	8	2	3	5	0	48	3	1

EVAN ROBERT MANARINO

LHP

Born: Mission Viejo, California, December 28, 1992; **Home:** Mission Viejo, California

Bats: Left; **Throws:** Left; **Height:** 6-0; **Weight:** 206

Obtained: Selected in the 25th round of the 2015 First-Year Player Draft

Graduated from Santa Margarita HS (CA)...played collegiately at Saddleback Junior College and UC-Irvine... signed by Craig Conklin...in 2016, was named a Midwest League Postseason All-Star after finished second among A's minor leaguers with a 1.98 ERA...also tied for second in wins (10), tied for third in strikeouts (121), and was fifth in innings pitched (150.0)...finished 2017 seventh among A's farmhands in wins (8) and innings pitched (129.2).

Year	Club	W	L	ERA	G	GS	CG	SHO	SV	IP	H	R	ER	HR	HB	BB	IBB	SO	WP	BK
2015	Vermont (A)	3	2	5.59	15	5	0	0	1	38.2	46	26	24	2	0	6	1	28	4	0
2016	Beloit (A)	8	5	2.15	22	18	0	0	0	121.2	112	37	29	1	2	20	1	103	8	0
	Stockton (A)	2	1	1.27	6	3	0	0	0	28.1	23	6	4	0	0	8	0	18	0	0
2017	Stockton (A)	7	8	4.89	25	13	0	0	0	103.0	129	62	56	13	1	11	0	93	4	0
	Midland (AA)	1	4	8.10	5	5	0	0	0	26.2	45	25	24	4	1	6	0	12	4	0
Minor League Totals		21	20	3.87	73	44	0	0	1	318.1	355	156	137	20	4	51	2	254	20	0

MITCHELL TYLER MARINCOV

OF

Goes by "Tyler"

Born: Orlando, Florida, October 20, 1991; **Home:** Orlando, Florida

Bats: Right; **Throws:** Right; **Height:** 6-2; **Weight:** 200

Obtained: Selected in the eighth round of the 2013 First-Year Player Draft

Graduated from Timber Creek HS (NC)...attended the University of North Florida...signed by Jemel Spearman... originally drafted in the 48th round of the 2010 draft by Detroit but did not sign...as a redshirt junior in 2013, was named to the All-Atlantic Sun Conference first team and the ABCA Division I All-South Region second team...in 2014, finished third among A's farmhands in stolen bases (18) and doubles (34), and tied for fourth in home runs (18)...also ended the year in the top 10 among A's minor leaguers in RBI (77), hits (123), runs (70) and walks (53)...was named Midwest League Player of the Week for the week ending Aug. 3...in 2015, finished tied for third among A's farmhands in RBI...also finished in the Top 10 in runs (sixth), total bases (sixth), home runs (tied for sixth), extra-base hits (tied for seventh), hits (eighth), and doubles (tied for eighth)...also finished in the top 10 among A's minor leaguers in a number of categories in 2016...ranked second in RBI (88), third in total bases (227), fourth in hits (138), fifth in home runs (19), runs (80), and extra-base hits (48), and seventh in slugging percentage (.436)...was named the California League Player of the Week for the week of April 25-May 1, 2016.

Year	Club	AVG.	G	AB	R	H	2B	3B	HR	RBI	SH	SF	HP	BB	SO	SB	CS	SLG	OBP	E
2013	Vermont (A)	.215	62	214	20	46	8	2	3	20	1	3	3	25	56	5	4	.313	.302	3
2014	Beloit (A)	.261	111	399	59	104	29	5	16	64	0	8	7	47	108	17	8	.479	.343	5
	Stockton (A)	.317	16	60	11	19	5	1	2	13	0	2	1	6	22	1	0	.533	.377	1
2015	Stockton (A)	.257	134	521	79	134	29	4	14	75	0	7	7	44	140	14	8	.409	.320	7
2016	Stockton (A)	.259	36	147	26	38	11	0	9	32	1	0	4	15	38	5	2	.517	.343	1
	Midland (AA)	.267	101	374	54	100	15	3	10	56	2	4	3	40	91	7	6	.404	.340	4
2017	Midland (AA)	.266	79	286	42	76	20	2	9	54	0	6	5	30	95	5	4	.444	.339	3
Minor League Totals		.258	539	2001	291	517	117	17	63	314	4	30	30	207	550	54	32	.428	.332	24

PLAYER DEVELOPMENT

Organizational Players, continued

ERIC YOEL MARINEZ (PEREZ)

IF

Born: Sabana Grande de Palenque, Dominican Republic, September 12, 1995; **Home:** Palenque, Dominican Republic

Bats: Switch; **Throws:** Right; **Height:** 6-1; **Weight:** 185

Obtained: Signed as a non-drafted free agent on November 8, 2012

Signed by Raymond Abreu.

Year	Club	AVG.	G	AB	R	H	2B	3B	HR	RBI	SH	SF	HP	BB	SO	SB	CS	SLG	OBP	E
2013	DSL A's (R)	.246	51	171	18	42	12	3	0	17	1	4	1	12	53	1	4	.351	.293	26
2014	DSL A's (R)	.202	66	242	23	49	11	2	1	26	6	2	0	17	70	3	5	.277	.253	21
2015	AZL A's (R)	.241	47	158	17	38	6	2	0	18	1	4	0	16	33	2	0	.304	.303	15
2016	Vermont (A)	.251	60	235	18	59	10	3	1	19	0	2	0	4	47	1	5	.332	.261	15
2017	Beloit (A)	.278	114	410	40	114	18	3	3	30	4	2	1	39	86	6	2	.359	.341	28
Minor League Totals		.248	338	1216	116	302	57	13	5	110	12	14	2	88	289	13	16	.329	.297	105

WYATT WESLEY MARKS

RHP

Born: Lafayette, Louisiana, June 28, 1995; **Home:** Lafayette, Louisiana

Bats: Right; **Throws:** Right; **Height:** 6-3; **Weight:** 200

Obtained: Selected in the 13th round of the 2017 First Year Player Draft

Graduated from St. Thomas More Catholic HS (LA)...signed by Kelcey Mucker.

Year	Club	W	L	ERA	G	GS	CG	SHO	SV	IP	H	R	ER	HR	HB	BB	IBB	SO	WP	BK
2017	AZL A's (R)	0	0	0.00	2	2	0	0	0	5.0	3	0	0	0	0	2	0	7	0	0
	Vermont (A)	3	0	2.68	11	5	0	0	0	37.0	29	14	11	7	1	12	0	49	2	1
Minor League Totals		3	0	2.36	7	0	0	0	0	42.0	32	14	11	7	1	14	0	56	2	1

BRANDON BRODIE MARSONEK

LHP

Born: Pittsburgh, Pennsylvania, June 12, 1994; **Home:** Gibsonia, Pennsylvania

Bats: Left; **Throws:** Left; **Height:** 5-11; **Weight:** 185

Obtained: Signed as a free agent to a minor league deal on June 16, 2017

Played collegiately at Alabama A&M University.

Year	Club	W	L	ERA	G	GS	CG	SHO	SV	IP	H	R	ER	HR	HB	BB	IBB	SO	WP	BK
2017	AZL A's (R)	0	0	0.93	7	0	0	0	0	9.2	7	3	1	0	0	4	0	18	2	0
	Stockton (A)	0	1	2.82	11	0	0	0	1	22.1	13	9	7	2	0	15	0	17	1	0
Minor League Totals		0	1	2.25	18	0	0	0	1	32.0	20	12	8	2	0	19	0	35	3	0

RICHARD ALLEN MARTIN, JR.

IF

Goes by "Richie"

Born: Detroit, Michigan, December 22, 1994; **Home:** Brandon, Florida

Bats: Right; **Throws:** Right; **Height:** 6-0; **Weight:** 192

Obtained: Selected in the first round of the 2015 First Year Player Draft

Graduated from Bloomingdale HS (NC)...played collegiately for Florida...signed by Trevor Schaffer...tied for ninth among A's farmhands in 2017 with six triples.

Year	Club	AVG.	G	AB	R	H	2B	3B	HR	RBI	SH	SF	HP	BB	SO	SB	CS	SLG	OBP	E
2015	Vermont (A)	.237	51	190	31	45	6	4	2	16	2	0	9	25	47	7	7	.342	.353	12
2016	Stockton (A)	.230	86	330	46	76	14	2	3	31	3	3	10	36	73	12	8	.312	.322	14
	Midland (AA)	.333	5	15	1	5	1	1	0	7	0	0	0	3	2	2	1	.533	.444	5
2017	Stockton (A)	.266	23	94	16	25	2	3	1	6	0	0	1	8	21	1	1	.383	.330	3
	Midland (AA)	.224	86	286	43	64	11	3	3	27	1	3	11	24	57	12	3	.315	.306	7
Minor League Totals		.235	251	915	137	215	34	13	9	87	96	6	6	31	200	34	20	.330	.326	41

JORGE LUIS MARTINEZ (GONZALEZ)

LHP

Born: Panamá, Panama, January 5, 1996; **Home:** Panamá, Panama

Bats: Left; **Throws:** Left; **Height:** 5-11; **Weight:** 169

Obtained: Signed as a non-drafted free agent on January 3, 2014

Signed by Juan Mosquera.

Year	Club	W	L	ERA	G	GS	CG	SHO	SV	IP	H	R	ER	HR	HB	BB	IBB	SO	WP	BK
2014	DSL A's (R)	3	3	3.60	14	5	0	0	1	50.0	52	24	20	1	2	14	0	45	4	0
2015	AZL A's (R)	1	1	4.67	13	0	0	0	0	17.1	19	11	9	0	0	7	0	20	2	0
2016	Vermont (A)	0	1	6.00	2	0	0	0	0	3.0	4	3	2	1	1	0	0	4	0	0
2017	DSL A's (R)	1	1	1.08	5	0	0	0	2	8.1	1	3	1	0	1	6	0	11	1	0
	AZL A's (R)	1	1	3.18	15	0	0	0	2	22.2	16	12	8	0	2	8	0	25	1	0
Minor League Totals		6	7	3.55	5	0	0	0	5	101.1	92	53	40	2	6	35	0	105	8	0

SETH ANTONIO MARTINEZ

RHP

Born: Sierra Vista, Arizona, August 29, 1994; **Home:** Phoenix, Arizona
Bats: Right; **Throws:** Right; **Height:** 6-2; **Weight:** 200
Obtained: Selected in the 17th round of the 2016 First-Year Player Draft

Graduated from Sunrise Mountain HS (CA)...played collegiately at Arizona State...in three years at ASU, went 16-6 with a 3.50 ERA, including 9-4 with a 2.75 ERA as a junior, earning First Team All-Pac 12 honors and a spot in the Louisville Slugger All-American Second Team...signed by Scott Cousins.

Year	Club	W	L	ERA	G	GS	CG	SHO	SV	IP	H	R	ER	HR	HB	BB	IBB	SO	WP	BK
2016	AZL A's (R)	0	0	3.86	3	0	0	0	1	2.1	3	1	1	0	0	2	0	2	0	0
2017	Vermont (A)	0	1	1.80	1	1	0	0	0	5.0	7	1	1	0	1	0	0	3	0	0
	Beloit (A)	5	10	3.49	20	10	0	0	1	95.1	90	46	37	9	5	19	0	73	1	0
Minor League Totals		5	11	3.42	24	11	0	0	2	102.2	100	48	39	9	6	21	0	78	1	0

JERAMIAH JORDAN MCCRAY

OF

Born: Long Beach, California, March 3, 1998; **Home:** Riverside, California
Bats: Right; **Throws:** Left; **Height:** 5-11; **Weight:** 165
Obtained: Drafted in the 25th round of the 2016 First-Year Player Draft

Graduated from Martin Luther King HS in Riverside, CA...signed by Anthony Aloisi.

Year	Club	AVG.	G	AB	R	H	2B	3B	HR	RBI	SH	SF	HP	BB	SO	SB	CS	SLG	OBP	E
2016	AZL A's (R)	.202	32	114	17	23	3	5	0	15	0	0	1	8	36	8	2	.316	.260	2
2017	AZL A's (R)	.156	17	64	5	10	1	1	0	4	0	0	1	8	13	5	2	.203	.260	2
	Vermont (A)	.174	17	46	4	8	0	0	0	1	0	1	1	0	10	1	3	.174	.188	1
Minor League Totals		.183	66	224	26	41	4	6	0	20	0	1	3	20	59	14	7	.254	.246	5

RAYMOND MICKEY MCDONALD

OF

Goes by "Mickey"
Born: San Mateo, California, June 2, 1995; **Home:** San Mateo, California
Bats: Switch; **Throws:** Right; **Height:** 6-3; **Weight:** 170
Obtained: Selected in the 18th round of the 2017 First Year Player Draft

Graduated from Sierra HS (CA)...played collegiately for the University of Illinois, Chicago....signed by Kevin Mello

Year	Club	AVG.	G	AB	R	H	2B	3B	HR	RBI	SH	SF	HP	BB	SO	SB	CS	SLG	OBP	E
2017	AZL A's (R)	.278	20	72	18	20	0	2	2	9	0	1	0	6	9	7	2	.417	.329	1
	Vermont (A)	.130	16	54	4	7	1	0	0	6	0	0	0	4	20	2	0	.148	.190	1
Minor League Totals		.214	36	126	22	27	1	2	2	15	0	1	0	10	29	9	2	.302	.270	2

ALONZO LEONARDO MEDINA (FELIZ)

OF

Born: Santo Domingo Centro, Dominican Republic, February, 2, 1999; **Home:** Santo Domingo Este, Dominican Republic
Bats: Right; **Throws:** Right; **Height:** 6-2; **Weight:** 190
Obtained: Signed as a non-drafted free agent on July 11, 2015

Signed by JC De La Cruz, Amauris Reyes, and Pablo Marmol.

Year	Club	AVG.	G	AB	R	H	2B	3B	HR	RBI	SH	SF	HP	BB	SO	SB	CS	SLG	OBP	E
2016	DSL A's (R)	.176	58	176	22	31	9	2	1	13	0	0	4	30	60	4	3	.267	.310	1
2017	AZL A's (R)	.197	36	127	7	25	7	1	2	8	0	2	0	19	48	0	0	.315	.297	8
Minor League Totals		.185	94	303	29	56	16	3	3	21	0	2	4	49	108	4	3	.287	.304	9

PLAYER DEVELOPMENT

Organizational Players, continued

JACK WILLIAMS MEGGS

OF

Born: Chico, California, April 18, 1995; **Home:** Sammamish, Washington
Bats: Left; **Throws:** Left; **Height:** 6-1; **Weight:** 175
Obtained: Selected in the 10th round of the 2017 First Year Player Draft

Signed by Carle Moesche...signed by Jim Coffman...graduated from Bellevue HS (WA)...played collegiately for the University of Washington.

Year	Club	AVG.	G	AB	R	H	2B	3B	HR	RBI	SH	SF	HP	BB	SO	SB	CS	SLG	OBP	E
2016	DSL A's (R)	.176	58	176	22	31	9	2	1	13	0	0	4	30	60	4	3	.267	.310	1
2017	AZL A's (R)	.197	36	127	7	25	7	1	2	8	0	2	0	19	48	0	0	.315	.297	8
Minor League Totals		.185	94	303	29	56	16	3	3	21	0	2	4	49	108	4	3	.287	.304	9

CASEY EDWARD MEISNER

RHP

Born: Cypress, Texas, May 22, 1995; **Home:** Cypress, Texas
Bats: Right; **Throws:** Right; **Height:** 6-7; **Weight:** 196
Obtained: Acquired from New York (NL) for Tyler Clippard and cash, July 27, 2015

Graduated from Cypress Woods HS (TX)...originally drafted in the third round of the 2013 draft by New York-NL and signed by Mets scout Ray Corbett...finished tied for second in the New York-Penn League in strikeouts in 2014...his 13 wins in 2015 were tied for 13th among all minor leaguers...among A's farmhands, finished 2017 third in wins (10), fifth in innings pitched (133.2), seventh in strikeouts (117), and ninth in ERA (4.04).

Year	Club	W	L	ERA	G	GS	CG	SHO	SV	IP	H	R	ER	HR	HB	BB	IBB	SO	WP	BK
2013	GCL Mets (R)	1	3	3.06	10	4	0	0	0	35.1	31	17	12	0	1	10	1	28	1	4
2014	Brooklyn (A)	5	3	3.75	13	13	0	0	0	62.1	67	35	26	4	4	18	1	67	4	2
2015	Savannah (A)	7	2	2.13	12	12	0	0	0	76.0	59	20	18	6	3	19	0	66	4	0
	St. Lucie (A)	3	2	2.83	6	6	0	0	0	35.0	35	17	11	4	2	14	0	23	1	1
	Stockton (A)	3	1	2.78	7	7	0	0	0	32.1	27	12	10	1	0	7	0	24	2	0
2016	Stockton (A)	1	14	4.85	28	19	0	0	1	117.0	126	76	63	12	6	59	2	100	9	1
2017	Stockton (A)	6	5	3.98	16	12	0	0	0	74.2	73	36	33	9	4	20	1	80	4	1
	Midland (AA)	4	4	4.12	12	12	0	0	0	59.0	55	27	27	4	9	27	0	37	3	2
Minor League Totals		30	34	3.66	104	85	0	0	1	491.2	473	240	200	40	29	174	5	425	28	11

JEFERSON ANTONIO MEJIA (ARIAS)

RHP

Born: Santo Domingo, Dominican Republic, August 2, 1994; **Home:** Santo Domingo, Dominican Republic
Bats: Right; **Throws:** Right; **Height:** 6-7; **Weight:** 195
Obtained: Acquired from Arizona on July 31, 2017 for Adam Rosales

Originally signed by Fabio Herrera with Chicago (NL)...traded from Chicago (NL) to Arizona with Zach Godley for Miguel Montero on December 9, 2014.

Year	Club	W	L	ERA	G	GS	CG	SHO	SV	IP	H	R	ER	HR	HB	BB	IBB	SO	WP	BK
2013	DSL Cubs	0	0	3.00	3	3	0	0	0	9.0	6	3	3	0	3	3	0	6	1	0
2014	AZL Cubs	2	4	2.48	12	2	0	0	0	40.0	30	25	11	1	5	17	0	45	12	1
2015	Hillsboro (A)	6	4	4.47	15	6	0	0	0	48.1	42	28	24	2	5	31	0	52	10	0
	Kane County (A)	0	2	6.29	6	0	0	0	0	34.1	38	29	24	1	5	31	0	17	8	0
2016	Hillsboro (A)	4	2	5.73	13	6	0	0	0	37.2	41	32	24	2	4	26	0	37	11	1
	Kane County (A)	0	1	2.70	5	0	0	0	0	10.0	5	3	3	0	1	3	0	16	4	0
2017	Hillsboro (A)	0	0	5.06	3	0	0	0	0	5.1	5	3	3	1	0	3	0	8	0	0
	Kane County (A)	1	1	6.08	18	0	0	0	0	23.2	22	17	16	1	1	22	0	27	7	0
	Vermont (A)	1	1	1.54	9	0	0	0	1	11.2	4	2	2	0	0	11	0	13	2	0
Minor League Totals		14	15	4.50	88	23	0	0	1	220.0	193	142	110	8	24	147	0	221	55	2

ABDIEL JOSE MENDOZA (SANDOVAL)

RHP

Born: Chitrè, Panama, September 19, 1998; **Home:** Chitrè, Panama
Bats: Right; **Throws:** Right; **Height:** 5-10; **Weight:** 135
Obtained: Signed as a free agent to a minor league deal on July 2, 2015

Signed by Juan Mosquera.

Year	Club	W	L	ERA	G	GS	CG	SHO	SV	IP	H	R	ER	HR	HB	BB	IBB	SO	WP	BK
2016	DSL A's (R)	3	1	2.32	17	0	0	0	0	31.0	25	13	8	0	3	9	0	25	4	0
2017	Vermont (A)	2	3	3.82	7	6	0	0	0	30.2	26	14	13	1	3	8	0	17	1	1
	Beloit (A)	0	0	15.43	1	1	0	0	0	2.1	3	4	4	1	0	3	0	2	0	0
Minor League Totals		5	4	3.52	25	7	0	0	0	64.0	54	31	25	2	6	20	0	44	5	1

MELVIN MERCEDES

IF

Born: New York, New York, January 13, 1992; **Home:** Bronx, New York
Bats: Switch; **Throws:** Right; **Height:** 5-6; **Weight:** 170
Obtained: Selected in the 16th round of the 2012 First-Year Player Draft

Attended the College of Central Florida...signed by Trevor Schaffer...in 2016, finished fourth among A's farmhands in on-base percentage and tied for eighth in walks.

Year	Club	AVG.	G	AB	R	H	2B	3B	HR	RBI	SH	SF	HP	BB	SO	SB	CS	SLG	OBP	E
2012	AZL A's (R)	.381	31	105	24	40	10	1	0	12	2	0	1	10	15	1	0	.495	.440	8
2013	Vermont (A)	.228	49	145	15	33	3	0	0	9	3	1	2	21	30	5	6	.248	.331	11
2014	Beloit (A)	.222	98	361	54	80	14	7	2	33	1	7	4	41	70	12	4	.316	.303	21
2015	Beloit (A)	.286	15	49	7	14	1	0	0	3	0	0	0	4	14	1	1	.306	.340	4
	Stockton (A)	.248	80	282	32	70	13	1	0	24	9	3	3	27	45	11	2	.301	.317	8
2016	Stockton (A)	.260	106	358	52	93	12	5	1	30	10	0	2	56	71	7	8	.330	.363	14
2017	Midland (AA)	.300	5	20	5	6	1	0	0	2	0	0	0	3	0	0	0	.350	.391	2
	Nashville (AAA)	.238	62	181	30	43	5	2	0	14	3	2	5	29	36	5	2	.287	.355	3
Minor League Totals		.252	446	1501	219	379	59	16	3	127	28	13	17	191	281	42	23	.319	.341	71

MIGUEL ANGEL MERCEDES (VALERA)

IF

Born: Boca Chica, Dominican Republic, September 12, 1995; **Home:** Boca Chica, Dominican Republic
Bats: Right; **Throws:** Right; **Height:** 6-2; **Weight:** 248
Obtained: Signed as a non-drafted free agent on February 25, 2013

Signed by Amaury Reyes...was named New York-Penn League Player of the Week for the week of June 20-26, 2016...among A's farmhands, finished 2017 tied for seventh in home runs (16), tied for ninth in doubles (26), and tied for 10th in extra-base hits (42).

Year	Club	AVG.	G	AB	R	H	2B	3B	HR	RBI	SH	SF	HP	BB	SO	SB	CS	SLG	OBP	E
2013	DSL A's (R)	.169	68	213	29	36	9	2	0	10	0	1	6	29	72	5	5	.230	.285	21
2014	AZL A's (R)	.221	37	113	9	25	4	0	1	12	1	1	3	11	43	0	0	.283	.305	10
2015	AZL A's (R)	.216	49	167	15	36	12	2	2	28	0	3	6	17	70	1	2	.347	.306	18
2016	Vermont (A)	.258	67	248	32	64	9	1	12	43	0	4	3	23	74	0	0	.448	.324	13
2017	Beloit (A)	.230	119	452	46	104	26	0	16	59	0	4	6	31	126	0	2	.394	.286	15
Minor League Totals		.222	340	1193	131	265	60	5	31	152	1	13	24	111	385	6	9	.359	.298	77

KEVIN CUSTER MERRELL

IF

Born: Odessa, Florida, December 14, 1995; **Home:** Odessa, Florida
Bats: Left; **Throws:** Right; **Height:** 6-1; **Weight:** 180
Obtained: Selected in the supplemental round of the 2017 First Year Player Draft

Graduated from Steinbrenner HS (FL)...was signed by Trevor Schaffer...played collegiately for the University of South Florida.

Year	Club	AVG.	G	AB	R	H	2B	3B	HR	RBI	SH	SF	HP	BB	SO	SB	CS	SLG	OBP	E
2017	Vermont (A)	.320	31	125	27	40	5	1	2	9	2	3	1	9	22	10	3	.424	.362	8
Minor League Totals		.320	31	125	27	40	5	1	2	9	2	3	1	9	22	10	3	.424	.362	8

MATTHEW JOHN MILBURN

RHP

Goes by "Matt"
Born: Dallas, Texas, July 29, 1993; **Home:** Dallas, Texas
Bats: Right; **Throws:** Right; **Height:** 6-3; **Weight:** 210
Obtained: Selected in the 29th round of the 2016 First-Year Player Draft

Graduated from Highland Park HS (TX)...attended Wofford College, where he was Second Team All-Southern Conference in his junior and senior year...as a senior in 2016, he led the conference with 103 strikeouts and was fourth with 98.2 innings pitched...signed by Neil Avent...among A's farmhands, finished 2017 third in innings pitched (141.0), fourth in strikeouts (136), and tied for ninth in wins (7).

PLAYER DEVELOPMENT

Organizational Players, continued

Year	Club	W	L	ERA	G	GS	CG	SHO	SV	IP	H	R	ER	HR	HB	BB	IBB	SO	WP	BK
2016	AZL A's (R)	0	0	3.42	9	2	0	0	1	23.2	23	14	9	0	0	2	0	30	1	0
	Vermont (A)	1	2	6.92	5	0	0	0	0	13.0	22	11	10	0	1	0	0	14	1	0
2017	Beloit (A)	7	11	4.34	28	22	0	0	0	141.0	153	73	68	7	6	32	1	136	14	1
Minor League Totals		8	13	4.41	42	24	0	0	1	177.2	198	98	87	7	7	34	1	180	16	1

YEUDY MINAYA

RHP

Born: Puerto Plata, Dominican Republic, May 11, 1996; **Home:** Puerto Plata, Dominican Republic

Bats: Right; **Throws:** Right; **Height:** 6-4; **Weight:** 195

Obtained: Signed as a non-drafted free agent on October 31, 2015

Signed by JC De La Cruz, Amauris Reyes, and Pablo Marmol.

Year	Club	W	L	ERA	G	GS	CG	SHO	SV	IP	H	R	ER	HR	HB	BB	IBB	SO	WP	BK
2016	DSL A's (R)	0	1	3.86	2	1	0	0	0	7.0	9	4	3	0	0	0	0	2	2	0
	AZL A's (R)	1	0	2.03	6	1	0	0	1	13.1	6	4	3	0	0	4	0	8	2	0
2017	DNP - Suspension																			
Minor League Totals		1	1	2.66	8	2	0	0	1	20.1	15	8	6	0	0	4	0	10	4	0

NATHAN WAYNE MONDOU

INF

Goes by "Nate"

Born: Tacoma, Washington, March 24, 1995; **Home:** Lake Tapps, Washington

Bats: Left; **Throws:** Right; **Height:** 5-9; **Weight:** 195

Obtained: Selected in the 13th round of the 2016 First-Year Player Draft

Graduated from the Charles Wright Academy (WA)...played three years at Wake Forest, where he was a two-time First Team All-ACC selection (2015-16)...signed by Neil Avent...was named a 2016 New York-Penn League Midseason All-Star...among A's farmhands, finished 2017 third in walks (59), tied for third in triples (7) and on-base percentage (.366), tied for fourth in steals (16), seventh in batting average (.287) and hits (135), and ninth in runs scored (69).

Year	Club	AVG.	G	AB	R	H	2B	3B	HR	RBI	SH	SF	HP	BB	SO	SB	CS	SLG	OBP	E
2016	AZL A's (R)	.000	1	1	0	0	0	0	0	0	0	0	0	1	0	0	0	.000	.500	0
	Vermont (A)	.298	60	225	27	67	11	2	0	24	1	0	4	24	37	6	6	.364	.375	11
2017	Beloit (A)	.296	66	247	31	73	16	3	0	32	2	6	2	31	43	8	3	.385	.371	10
	Stockton (A)	.278	59	223	38	62	8	4	2	27	0	3	3	28	57	8	5	.377	.362	3
Minor League Totals		.290	186	696	96	202	35	9	2	83	3	9	9	84	137	22	14	.375	.370	24

JESUS ALEJANDRO MONSERRATT (SERRANO)

C

Born: Guarenas, Venezuela, January 3, 1997; **Home:** Guarenas, Venezuela

Bats: Right; **Throws:** Right; **Height:** 6-0; **Weight:** 180

Obtained: Signed as a free agent to a minor league contract on February 15, 2014

Signed by Oswaldo Troconis.

Year	Club	AVG.	G	AB	R	H	2B	3B	HR	RBI	SH	SF	HP	BB	SO	SB	CS	SLG	OBP	E
2014	DSL A's (R)	.154	26	52	3	8	2	0	0	4	0	0	0	15	14	1	0	.192	.343	3
2015	DSL A's (R)	.227	36	119	14	27	11	0	1	7	3	0	4	8	25	1	0	.345	.298	5
2016	DSL A's (R)	.360	25	75	4	27	0	1	0	6	0	0	4	11	9	2	0	.387	.467	1
2017	DSL A's (R)	.125	8	24	2	3	2	0	0	2	0	0	2	5	4	1	0	.208	.323	0
	AZL A's (R)	.000	6	11	0	0	0	0	0	1	0	0	1	1	0	0	0	.000	.083	4
Minor League Totals		.231	101	281	23	65	15	1	1	19	4	0	10	40	53	5	0	.302	.347	13

JOSE MANUEL MORA (CONTRERAS)

RHP

Born: San Juan De La Maguana, Dominican Republic, October 1, 1997; **Home:** Santo Domingo, Dominican Republic

Bats: Right; **Throws:** Right; **Height:** 6-3; **Weight:** 185

Obtained: Signed as a free agent to a minor league deal on March 25, 2015

Signed by Pablo Marmol.

Year	Club	W	L	ERA	G	GS	CG	SHO	SV	IP	H	R	ER	HR	HB	BB	IBB	SO	WP	BK
2015	DSL A's (R)	1	3	3.63	12	10	0	0	0	39.2	34	23	16	0	3	30	0	27	13	1
2016	DSL A's (R)	0	5	3.55	13	8	0	0	0	45.2	41	28	18	0	8	18	0	27	15	0
2017	AZL A's (R)	2	1	5.70	13	5	0	0	0	36.1	29	24	23	0	2	24	0	45	8	1
	Vermont (A)	0	1	17.36	3	0	0	0	1	4.2	11	9	9	1	0	1	0	8	2	0
Minor League Totals		3	10	4.70	41	23	0	0	1	126.1	115	84	66	1	13	73	0	107	38	2

ROBERT ANTHONY MULLEN (YOUNG)

C

Born: Panamá, Panama, May 23, 1996; **Home:** Panamá, Panama

Bats: Right; **Throws:** Right; **Height:** 5-11; **Weight:** 199

Obtained: Signed as a non-drafted free agent, July 7, 2012

Signed by Juan Mosquera.

Year	Club	AVG.	G	AB	R	H	2B	3B	HR	RBI	SH	SF	HP	BB	SO	SB	CS	SLG	OBP	E	
2013	DSL A's (R)	.267	30	90	12	24	6	0	1	12	1	0	4	6	15	1	2	.367	.340	4	
2014	DSL A's (R)	.230	51	152	22	35	10	0	0	9	4	3	6	28	29	6	1	.296	.365	10	
2015	AZL A's (R)	.231	26	78	8	18	5	1	0	8	1	0	1	11	13	3	0	.321	.333	6	
2016	AZL A's (R)	.260	30	96	13	25	7	2	1	12	0	1	0	16	21	0	0	.406	.363	2	
2017		DNP - Injury																			
Minor League Totals		.245	137	416	55	102	28	3	2	41	6	4	11	61	78	10	3	.341	.354	22	

MICHAEL HART MURRAY

RHP

Born: West Palm Beach, Florida, September 26, 1993; **Home:** Lake Worth, Florida

Bats: Right; **Throws:** Right; **Height:** 6-2; **Weight:** 217

Obtained: Selected in the 32nd round of the 2015 First-Year Player Draft

Graduated from Forest Hill HS (FL)...played collegiately at Florida Gulf Coast University...was a Louisville Slugger Freshman All-American in 2013 and a Second Team Louisville Slugger All-American in 2014...in 2015, did not play in his first professional season due to a right elbow injury.

Year	Club	W	L	ERA	G	GS	CG	SHO	SV	IP	H	R	ER	HR	HB	BB	IBB	SO	WP	BK	
2015		DNP - Injury																			
2016	Beloit (A)	4	2	4.28	12	12	0	0	0	61.0	72	31	29	6	0	13	0	53	3	0	
	Stockton (A)	1	2	7.62	3	3	0	0	0	13.0	16	13	11	3	1	7	0	9	1	0	
2017	Beloit (A)	0	1	2.54	8	4	0	0	0	28.1	30	15	8	3	2	8	0	27	1	0	
Minor League Totals		5	5	4.22	23	19	0	0	0	102.1	118	59	48	12	3	28	0	89	5	0	

JAMES AUBREY NAILE

RHP

Born: Cape Girardeau, Missouri, February 8, 1993; **Home:** Charleston, Missouri

Bats: Right; **Throws:** Right; **Height:** 6-3; **Weight:** 186

Obtained: Selected in the 20th round of the 2015 First-Year Player Draft

Graduated from Charleston HS (MO)...played collegiately at Parkland CC (2012) and the University of Alabama-Birmingham (2013-15)...redshirted in 2014...signed by Kelcey Mucker...in 2016, led all A's farmhands with 156.2 innings pitched, ranked second in with 125 strikeouts, and tied for fifth with nine wins...missed part of the 2017 season due to injury.

Year	Club	W	L	ERA	G	GS	CG	SHO	SV	IP	H	R	ER	HR	HB	BB	IBB	SO	WP	BK
2015	AZL A's (R)	0	0	0.00	2	0	0	0	0	2.0	0	0	0	0	0	0	0	1	0	0
	Vermont (A)	3	0	1.93	18	0	0	0	6	23.1	19	6	5	0	0	6	1	17	2	0
2016	Beloit (A)	3	8	2.66	15	14	0	0	0	88.0	67	37	26	2	0	19	1	64	3	2
	Stockton (A)	4	1	3.76	8	7	0	0	0	40.2	39	17	17	5	1	11	0	46	5	0
	Midland (AA)	1	1	4.76	3	3	0	0	0	17.0	20	9	9	1	1	3	0	11	1	0
	Nashville (AAA)	1	1	5.73	2	2	0	0	0	11.0	11	7	7	1	0	5	0	4	1	0
2017	AZL A's (R)	0	0	1.80	2	2	0	0	0	5.0	4	1	1	1	0	0	0	11	0	0
	Stockton (A)	0	0	5.14	2	2	0	0	0	7.0	9	5	4	0	0	1	0	4	0	0
	Midland (AA)	2	3	3.21	14	10	0	0	0	61.2	55	30	22	5	0	17	0	42	2	1
Minor League Totals		14	14	3.20	66	40	0	0	6	255.2	224	112	91	15	2	62	2	200	14	3

ENRRY FELIX PANTOJA (MESTRE)

OF

Born: La Habana, Cuba, September 27, 1996; **Home:** Port-au-Prince, Haiti

Bats: Right; **Throws:** Right; **Height:** 5-11; **Weight:** 190

Obtained: Signed as a free agent to a minor league deal on February 1, 2017

PLAYER DEVELOPMENT

Organizational Players, continued

Signed by Amaurys Reyes.

Year	Club	AVG.	G	AB	R	H	2B	3B	HR	RBI	SH	SF	HP	BB	SO	SB	CS	SLG	OBP	E
2017	DSL A's (R)	.256	12	39	8	10	1	1	0	7	0	1	4	2	10	2	2	.333	.348	0
	AZL A's (R)	.244	29	90	8	22	2	1	0	10	1	1	3	13	18	6	1	.289	.355	1
Minor League Totals		.248	41	129	16	32	3	2	0	17	1	2	7	15	28	8	3	.302	.353	1

BRALLAN ANDRES PEREZ (BLANCO)

OF

Born: Cartagena, Colombia, January 27, 1996; **Home:** Cartagena, Colombia

Bats: Right; **Throws:** Right; **Height:** 5-8; **Weight:** 162

Obtained: Selected from Baltimore in the 2017 minor league Rule 5 Draft

Traded from Texas to Baltimore for International Signing Bonus Pool money on August 5, 2017.

Year	Club	AVG.	G	AB	R	H	2B	3B	HR	RBI	SH	SF	HP	BB	SO	SB	CS	SLG	OBP	E
2013	DSL Rangers (R)	.325	61	206	43	67	10	1	0	31	2	3	6	32	14	9	6	.383	.425	3
2014	DSL Rangers (R)	.280	64	214	49	60	12	1	0	27	12	3	10	43	19	16	4	.346	.419	12
	Myrtle Beach (A)	.000	1	1	0	0	0	0	0	0	0	0	0	0	0	0	0	.000	.000	0
2015	AZL Rangers (R)	.300	29	110	15	33	4	0	0	8	2	0	2	8	13	2	1	.336	.358	8
	Hickory (A)	.194	11	31	5	6	0	0	0	0	0	0	0	4	4	2	2	.194	.286	1
2016	Spokane (A)	.307	29	75	9	23	1	0	2	13	1	0	2	13	10	1	2	.400	.422	5
	Hickory (A)	.393	10	28	1	11	1	0	1	5	0	0	0	2	2	2	2	.536	.433	2
2017	Hickory (A)	.359	21	78	12	28	1	0	2	10	1	1	0	7	11	0	1	.449	.407	6
	Down East (A)	.234	46	158	16	37	2	0	1	8	1	1	0	15	21	8	5	.266	.309	4
	Frederick (A)	.368	19	57	13	21	2	1	1	4	1	0	2	7	2	1	1	.491	.455	7
	Round Rock (AAA)	.000	2	5	0	0	0	0	0	0	0	0	0	0	0	0	0	.000	.000	0
Minor League Totals		.297	293	963	163	286	33	3	7	106	22	7	24	131	96	41	24	.359	.392	48

SANDBER PIMENTEL (FRANCISCO)

IF

Born: Santo Domingo, Dominican Republic, September 12, 1994; **Home:** Santo Domingo, Dominican Republic

Bats: Left; **Throws:** Left; **Height:** 6-3; **Weight:** 251

Obtained: Signed as a non-drafted free agent, November 1, 2011

Signed by Raymond Abreu...was named to the 2015 Midwest League Midseason All-Star Team...in 2016, finished fourth among A's minor leaguers in home runs, sixth in RBI and walks, and eighth in slugging percentage.

Year	Club	AVG.	G	AB	R	H	2B	3B	HR	RBI	SH	SF	HP	BB	SO	SB	CS	SLG	OBP	E
2012	DSL A's (R)	.261	37	115	14	30	2	1	1	17	2	0	6	28	30	0	6	.322	.430	2
2013	DSL A's (R)	.255	32	102	15	26	5	3	2	14	0	1	1	15	22	1	5	.422	.353	3
2014	DSL A's (R)	.311	61	190	25	59	11	4	3	25	0	3	12	31	32	2	2	.458	.432	11
2015	Beloit (A)	.243	117	411	50	100	17	0	13	41	0	2	8	50	104	1	2	.380	.335	11
2016	Stockton (A)	.237	117	417	61	99	18	1	21	66	0	1	7	60	145	1	0	.436	.342	18
2017	Stockton (A)	.279	70	244	40	68	8	0	14	42	0	0	1	36	78	0	0	.484	.374	7
Minor League Totals		.258	434	1479	205	382	61	9	54	205	2	7	35	220	411	5	15	.421	.366	52

JARED MARCUS POCHE

LHP

Born: New Orleans, Louisiana, November 21, 1994; **Home:** Lutcher, Louisiana

Bats: Right; **Throws:** Left; **Height:** 6-1; **Weight:** 205

Obtained: Selected in the ninth round of the 2017 First Year Player Draft

Graduated from Lutcher HS (LA)...signed by Kelcey Mucker...played collegiately at Louisiana State University...missed most of 2017 due to injury.

Year	Club	W	L	ERA	G	GS	CG	SHO	SV	IP	H	R	ER	HR	HB	BB	IBB	SO	WP	BK
2017	Vermont (A)	0	0	0.00	1	1	0	0	0	2.0	3	0	0	0	0	0	0	2	0	0
Minor League Totals		0	0	0.00	1	1	0	0	0	2.0	3	0	0	0	0	0	0	2	0	0

JAMES CODY PUCKETT

LHP

Goes by "Cody"

Born: Knob Noster, Missouri, March 29, 1995; **Home:** Murfreesboro, Tennessee

Bats: Right; **Throws:** Left; **Height:** 6-1; **Weight:** 205

Obtained: Selected in the 30th round of the 2017 First Year Player Draft

Graduated from DeKalb County HS (TN)...played collegiately for Middle Tennessee State...signed by Dillon Tung.

Year	Club	W	L	ERA	G	GS	CG	SHO	SV	IP	H	R	ER	HR	HB	BB	IBB	SO	WP	BK
2017	AZL A's (R)	0	1	3.05	15	0	0	0	1	20.2	17	14	7	0	1	13	2	29	6	0
Minor League Totals		0	1	3.05	15	0	0	0	1	20.2	17	14	7	0	1	13	2	29	6	0

TYLER CHRISTOPHER RAMIREZ

OF

Born: Chesapeake, Virginia, February 21, 1995; **Home:** Suffolk, Virginia
Bats: Left; **Throws:** Left; **Height:** 5-9; **Weight:** 185
Obtained: Selected in the seventh round of the 2016 First-Year Player Draft

Graduated from Cape Henry Collegiate HS (VA)...played collegiately at North Carolina, where he was named Second Team All-ACC as a junior in 2016...signed by Neil Avent...among A's farmhands, finished 2017 first in walks (.73) and on-base percentage (.398), second in hits (148), tied for second in runs scored (80), third in batting average (.304), and eighth in both total bases (210) and slugging percentage (.431).

Year	Club	AVG.	G	AB	R	H	2B	3B	HR	RBI	SH	SF	HP	BB	SO	SB	CS	SLG	OBP	E
2016	AZL A's (R)	.286	8	28	5	8	3	2	0	8	0	0	0	1	10	1	0	.536	.310	0
	Vermont (A)	.220	48	150	22	33	8	1	2	15	0	2	5	19	39	5	0	.327	.324	2
2017	Stockton (A)	.301	76	279	51	84	12	2	7	39	0	2	2	45	80	5	2	.434	.399	0
	Midland (AA)	.308	58	208	29	64	11	1	4	24	0	3	4	28	53	3	3	.428	.395	0
Minor League Totals		.284	190	665	107	189	34	6	13	86	0	7	11	93	182	14	5	.412	.378	2

JOSHUA WILLIAM REAGAN

LHP

Born: Sumter, South Carolina, October 2, 1994; **Home:** Lexington, South Carolina
Bats: Switch; **Throws:** Left; **Height:** 6-1; **Weight:** 190
Obtained: Selected in the 15th round of the 2017 First Year Player Draft

Graduated from Lexington HS (SC)...signed by Neil Avent...played collegiately for the University of South Carolina.

Year	Club	W	L	ERA	G	GS	CG	SHO	SV	IP	H	R	ER	HR	HB	BB	IBB	SO	WP	BK
2017	AZL A's (R)	1	1	8.10	2	0	0	0	0	3.1	3	3	3	0	0	2	0	5	3	0
	Vermont (A)	1	1	2.21	12	0	0	0	1	20.1	15	5	5	1	1	2	0	21	2	1
Minor League Totals		2	2	3.04	14	0	0	0	1	23.2	18	8	8	1	1	4	0	26	5	1

ADAM TIMOTHY REUSS

RHP

Born: Gurnee, Illinois, March 14, 1995; **Home:** Gurnee, Illinois
Bats: Right; **Throws:** Left; **Height:** 6-5; **Weight:** 220
Obtained: Selected in the 29th round of the 2017 First Year Player Draft

Graduated from Warren Township HS (IL)...played collegiately for the University of Wisconsin, Milwaukee... signed by Kevin Mello.

Year	Club	W	L	ERA	G	GS	CG	SHO	SV	IP	H	R	ER	HR	HB	BB	IBB	SO	WP	BK
2017	AZL A's (R)	1	1	6.52	14	1	0	0	1	19.1	20	15	14	0	4	16	0	25	5	0
Minor League Totals		1	1	6.52	14	1	0	0	1	19.1	20	15	14	0	4	16	0	25	5	0

JEAN CARLO RODRIGUEZ (DIAZ)

IF

Goes by "Jean Carlo"
Born: Las Tablas, Panama, January 12, 1996; **Home:** Las Tablas, Panama
Bats: Right; **Throws:** Right; **Height:** 5-11; **Weight:** 177
Obtained: Signed as a non-drafted free agent, February 21, 2013

Signed by Juan Mosquera.

Year	Club	AVG.	G	AB	R	H	2B	3B	HR	RBI	SH	SF	HP	BB	SO	SB	CS	SLG	OBP	E
2013	DSL A's (R)	.302	64	222	33	67	12	1	1	20	5	1	7	19	20	12	5	.378	.373	17
2014	AZL A's (R)	.184	36	98	14	18	2	1	0	8	0	1	2	14	13	3	1	.224	.296	1
2015	AZL A's (R)	.214	26	56	10	12	2	1	0	8	0	0	9	19	14	2	1	.286	.476	4
2016	Beloit (A)	.232	55	190	25	44	16	1	2	19	3	1	3	17	33	0	5	.358	.303	10
2017	Beloit (A)	.244	62	193	22	47	13	0	4	21	2	2	4	28	33	0	1	.373	.348	7
	Midland (AA)	.235	8	17	1	4	1	1	0	2	0	0	0	6	0	0	.412	.235	3	
Minor League Totals		.247	251	776	105	192	46	5	7	78	10	5	25	97	119	17	13	.347	.348	42

PLAYER DEVELOPMENT

Organizational Players, continued

JHONNY MANUEL RODRIGUEZ (MADERA)

OF

Born: Mao, Dominican Republic, July 20, 1996; **Home:** Mao, Dominican Republic
Bats: Left; **Throws:** Left; **Height:** 6-3; **Weight:** 222
Obtained: Signed as a non-drafted free agent, July 20, 2012

Signed by JC De La Cruz, Amaury Reyes, and Pablo Marmol.

Year	Club	AVG.	G	AB	R	H	2B	3B	HR	RBI	SH	SF	HP	BB	SO	SB	CS	SLG	OBP	E
2013	DSL A's (R)	.247	67	251	20	62	15	7	0	32	2	1	2	11	46	2	8	.363	.283	2
2014	DSL A's (R)	.230	51	183	20	42	13	4	0	18	2	1	4	14	37	2	4	.344	.297	5
2015	DSL A's (R)	.171	13	41	4	7	2	1	1	4	0	0	2	5	9	0	0	.341	.292	1
	AZL A's (R)	.284	27	109	11	31	11	2	1	17	0	2	2	7	32	1	0	.450	.333	6
2016	AZL A's (R)	.333	4	15	4	5	1	0	0	0	0	0	2	4	0	0	0	.400	.412	1
	Vermont (A)	.230	35	135	14	31	9	0	2	13	0	3	0	6	31	1	1	.341	.257	9
2017	AZL A's (R)	.194	21	72	8	14	1	3	2	9	0	1	1	14	28	0	0	.375	.330	0
Minor League Totals		.238	218	806	81	192	52	17	6	93	4	8	11	59	187	6	13	.367	.296	24

LUIS MIGUEL ROMERO (MANSFARROLL)

RHP

Goes by "Miguel"

Born: Manuel Tames, Cuba, April 23, 1994; **Home:** Miami, Florida
Bats: Right; **Throws:** Right; **Height:** 6-2; **Weight:** 180
Obtained: Signed as a free agent to a minor league deal on February 7, 2017

Signed by JC De La Cruz.

Year	Club	W	L	ERA	G	GS	CG	SHO	SV	IP	H	R	ER	HR	HB	BB	IBB	SO	WP	BK
2017	DSL A's (R)	0	0	0.00	2	1	0	0	0	3.0	0	0	0	0	0	0	0	7	0	0
	AZL A's (R)	0	0	4.50	1	0	0	0	0	2.0	3	1	1	0	0	0	0	3	2	0
	Beloit (A)	0	0	2.25	3	3	0	0	0	8.0	6	2	2	0	1	2	0	7	0	0
	Stockton	3	1	6.87	8	1	0	0	0	18.1	22	16	14	4	3	9	0	25	0	0
Minor League Totals		3	1	4.88	14	5	0	0	0	31.1	31	19	17	4	4	11	0	42	2	0

ARMANDO JOSE RUIZ

RHP

Born: Miami, Florida, July 19, 1993; **Home:** Miami, Florida
Bats: Right; **Throws:** Right; **Height:** 5-9; **Weight:** 188
Obtained: Selected in the 29th round of the 2015 First-Year Player Draft

Played collegiately at Alabama State...signed by Kelcey Mucker.

Year	Club	W	L	ERA	G	GS	CG	SHO	SV	IP	H	R	ER	HR	HB	BB	IBB	SO	WP	BK
2015	DSL A's (R)	1	0	4.32	13	0	0	0	0	16.2	14	11	8	0	2	10	1	24	4	0
2016	Beloit (A)	3	4	3.46	39	1	0	0	3	52.0	42	20	20	0	4	25	2	50	5	0
2017	Stockton (A)	3	1	4.87	27	0	0	0	2	44.1	40	24	24	5	3	19	0	46	2	1
Minor League Totals		7	5	4.14	79	1	0	0	5	113.0	96	55	52	5	9	54	3	120	11	1

JEAN CARLOS RUIZ (TORRES)

RHP

Born: Cartagena, Colombia, September 6, 1996; **Home:** Cartagena, Colombia
Bats: Right; **Throws:** Right; **Height:** 6-1; **Weight:** 165
Obtained: Signed as a free agent to a minor league deal on January 24, 2014

Signed by Jose Quintero.

Year	Club	W	L	ERA	G	GS	CG	SHO	SV	IP	H	R	ER	HR	HB	BB	IBB	SO	WP	BK
2014	DSL A's (R)	2	4	7.32	14	4	0	0	0	35.2	46	38	29	0	1	29	0	29	5	0
2015	DSL A's (R)	2	4	3.02	15	5	0	0	2	56.2	49	33	19	5	5	24	1	41	9	0
2016	DSL A's (R)	4	2	1.70	13	7	0	0	1	58.1	45	19	11	0	3	14	0	50	8	0
2017	Vermont (A)	1	0	1.38	15	8	0	0	0	52.1	35	11	8	1	5	9	0	42	0	0
Minor League Totals		9	10	2.97	57	24	0	0	3	203.0	175	101	67	6	14	76	1	153	22	0

NORGE LUIS RUIZ (LOYOLA)

RHP

Born: Havana, Cuba, March 15, 1994; **Home:** Havana, Cuba
Bats: Right; **Throws:** Right; **Height:** 6-0; **Weight:** 185
Obtained: Signed as a free agent to a minor league deal on December 22, 2016

Signed by JC De La Cruz.

Year	Club	W	L	ERA	G	GS	CG	SHO	SV	IP	H	R	ER	HR	HB	BB	IBB	SO	WP	BK
2017	DSL A's (R)	2	0	0.47	4	4	0	0	0	19.0	9	1	1	0	0	1	0	14	0	0
	AZL A's (R)	0	1	11.25	1	1	0	0	0	4.0	5	5	5	0	0	2	0	4	0	0
	Stockton (A)	3	1	5.71	8	8	0	0	0	34.2	47	26	22	4	2	12	0	24	2	0
Minor League Totals		5	2	4.37	13	13	0	0	0	57.2	61	32	28	4	2	15	0	42	2	0

LOGAN RYAN SALOW

LHP

Born: Ashland, Kentucky, September 27, 1994; **Home:** Ashland, Kentucky
Bats: Left; **Throws:** Left; **Height:** 5-11; **Weight:** 185
Obtained: Selected in the sixth round of the 2017 First Year Player Draft

Graduated from Paul Blazer HS (KY)...signed by Rich Sparks...played collegiately for the University of Kentucky.

Year	Club	W	L	ERA	G	GS	CG	SHO	SV	IP	H	R	ER	HR	HB	BB	IBB	SO	WP	BK
2017	AZL A's (R)	0	0	0.00	1	0	0	0	1	1.2	1	0	0	0	0	1	0	1	0	0
	Vermont (A)	2	3	1.61	15	0	0	1	22.1	14	7	4	0	2	14	0	28	3	0	
Minor League Totals		2	3	1.50	16	0	0	2	24.0	15	7	4	0	2	15	0	29	3	0	

ERNEST JACOB SANCHEZ

RHP

Goes by "Jake"
Born: Brawley, California, August 19, 1989; **Home:** Brawley, California
Bats: Right; **Throws:** Right; **Height:** 6-0; **Weight:** 214
Obtained: Acquired from Chicago (AL) for Michael Taylor on June 14, 2014

Graduated from Brawley Union HS (CA)...played collegiately at Imperial Valley College (CA) and Iowa Wesleyan College...played for Joliet of the independent Frontier League in 2012 and part of 2013 before signing as a non-drafted free agent with Chicago (AL) on June 8, 2013...in 2015, finished second among A's farmhands with 11 wins...was tied for third in strikeouts (106) and innings pitched (151.0)...in 2016, tied for second among A's minor leaguers with eight saves.

Year	Club	W	L	ERA	G	GS	CG	SHO	SV	IP	H	R	ER	HR	HB	BB	IBB	SO	WP	BK
2013	Great Falls (R)	6	3	2.87	14	14	0	0	0	81.2	71	35	26	7	4	14	0	76	2	0
2014	Kannapolis (A)	5	4	2.80	15	9	1	0	3	61.0	56	26	19	6	5	14	0	66	1	0
	Stockton (A)	8	2	3.42	12	12	0	0	0	71.0	71	32	27	7	2	17	0	72	4	1
2015	Midland (AA)	10	8	4.50	25	25	1	0	0	142.0	172	87	71	12	4	41	0	100	3	1
	Nashville (AAA)	1	1	8.00	2	2	0	0	0	9.0	13	8	8	0	1	4	0	6	0	0
2016	Midland (AA)	7	5	3.11	44	1	0	0	8	66.2	59	30	23	2	1	18	3	72	5	0
2017	Midland (AA)	0	0	1.13	9	0	0	0	3	8.0	4	1	1	0	0	2	0	14	0	0
	Nashville (AAA)	1	2	1.47	14	0	0	0	3	18.1	15	5	3	0	1	4	0	19	0	0
Minor League Totals		38	25	3.50	135	63	2	0	17	457.2	461	224	178	34	18	114	3	425	15	2

MIGUEL ANGEL SANCHEZ (GOMEZ)

RHP

Born: San Pedro de Macoris, Dominican Republic, November 27, 1995; **Home:** San Pedro de Macoris, Dominican Republic
Bats: Right; **Throws:** Right; **Height:** 6-3; **Weight:** 182
Obtained: Signed as a non-drafted free agent, September 22, 2015

Signed by JC De La Cruz, Amauris Reyes, and Pablo Marmol.

Year	Club	W	L	ERA	G	GS	CG	SHO	SV	IP	H	R	ER	HR	HB	BB	IBB	SO	WP	BK
2016	DSL A's (R)	0	3	6.16	7	4	0	0	0	19.0	23	16	13	0	6	15	0	20	5	0
	AZL A's (R)	4	1	3.96	8	1	0	0	0	25.0	19	14	11	0	2	22	0	28	12	0
2017	(Injured — did not pitch)																			
Minor League Totals		4	4	4.91	15	5	0	0	0	44.0	44	30	24	0	8	37	0	48	17	0

SANTIS YOVANY SANCHEZ (BERBERENA)

C

Born: Caguas, Puerto Rico, August 21, 1998; **Home:** Las Piedras, Puerto Rico
Bats: Right; **Throws:** Right; **Height:** 6-1; **Weight:** 197
Obtained: Selected in the sixth round of the 2017 First-Year Player Draft

Signed by Ruben Escalera.

PLAYER DEVELOPMENT

Organizational Players, continued

Year	Club	AVG.	G	AB	R	H	2B	3B	HR	RBI	SH	SF	HP	BB	SO	SB	CS	SLG	OBP	E
2017	AZL A's (R)	.253	30	99	10	25	6	0	0	10	0	1	0	8	31	0	1	.313	.306	5
Minor League Totals		.253	30	99	10	25	6	0	0	10	0	1	0	8	31	0	1	.313	.306	5

DALTON JAMES SAWYER

LHP

Born: Minneapolis, Minnesota, November 22, 1993; **Home:** Waconia, Minnesota

Bats: Left; **Throws:** Left; **Height:** 6-5; **Weight:** 212

Obtained: Selected in the ninth round of the 2016 First-Year Player Draft

Graduated from Waconia HS (MN)...played collegiately at Minnesota...was Second Team All-Big 10 as a senior in 2016...signed by Kevin Mello...among A's farmhands, finished 2017 third in strikeouts (140), fourth in wins (9), fifth in ERA (3.58) and sixth in innings pitched (130.2).

Year	Club	W	L	ERA	G	GS	CG	SHO	SV	IP	H	R	ER	HR	HB	BB	IBB	SO	WP	BK
2016	Vermont (A)	0	3	3.38	14	0	0	0	3	18.2	15	9	7	1	2	10	1	26	2	0
2017	Beloit (A)	4	3	2.25	12	8	1	0	1	56.0	34	15	14	3	2	21	0	64	2	3
	Stockton (A)	5	5	3.68	13	11	0	0	0	66.0	67	29	27	12	5	20	0	74	3	0
	Nashville (AAA)	0	1	11.42	2	2	0	0	0	8.2	12	11	11	3	0	6	0	2	0	0
Minor League Totals		9	12	3.56	41	21	1	0	4	149.1	128	64	59	19	9	57	1	166	7	3

JOEL PATRICK SEDDON

RHP

Born: Port Huron, Michigan, July 13, 1992; **Home:** Lexington, South Carolina

Bats: Right; **Throws:** Right; **Height:** 6-0; **Weight:** 173

Obtained: Selected in the 11th round of the 2014 First-Year Player Draft

Graduated from St. Clair HS (MI)...played collegiately at the University of South Carolina, where he was a second-team All-SEC selection as a junior in 2014...previously drafted by Toronto in the 20th round of the 2011 draft but did not sign...signed by Neil Avent...in 2016, was seventh among A's farmhands in innings pitched...was named Texas League Pitcher of the Week the week of June 20-26, 2016.

Year	Club	W	L	ERA	G	GS	CG	SHO	SV	IP	H	R	ER	HR	HB	BB	IBB	SO	WP	BK
2014	AZL A's (R)	0	0	4.50	1	0	0	0	0	2.0	1	1	1	0	0	2	0	4	1	0
	Beloit (A)	2	2	2.84	19	0	0	0	1	25.1	20	9	8	2	3	8	1	20	1	0
2015	Stockton (A)	8	8	3.59	34	14	0	0	0	105.1	103	49	42	11	3	17	0	82	8	1
2016	Midland (AA)	9	9	4.40	27	26	0	0	0	143.1	149	84	70	13	8	48	3	75	8	0
2017	Midland (AA)	3	4	5.00	33	6	0	0	2	93.2	107	56	52	8	6	31	2	70	2	0
	Nashville (AAA)	0	0	2.25	1	1	0	0	0	4.0	5	1	1	0	0	3	0	5	0	0
Minor League Totals		22	23	4.19	115	47	0	0	3	373.2	385	200	174	34	20	109	6	256	20	1

SAMUEL ROWLAND SHEEHAN

RHP

Goes by "Sam"

Born: San Diego, California, August 8, 1993; **Home:** Summerland, California

Bats: Right; **Throws:** Right; **Height:** 6-2; **Weight:** 195

Obtained: Selected in the 31st round of the 2016 First-Year Player Draft

Graduated from Calvary Christian HS (CA)...played collegiately at Westmont College with fellow 2016 A's draft pick Jarret Costa...as a senior at Westmont, was named All-GSAC and set a school record with 12 saves...signed by Craig Conklin.

Year	Club	W	L	ERA	G	GS	CG	SHO	SV	IP	H	R	ER	HR	HB	BB	IBB	SO	WP	BK
2016	AZL A's (R)	2	1	3.20	14	0	0	0	3	19.2	17	10	7	0	1	12	1	29	4	0
2017	Beloit (A)	3	2	2.21	29	0	0	0	6	40.2	26	14	10	3	3	27	2	54	3	0
Minor League Totals		5	3	2.54	43	0	0	0	9	60.1	43	24	17	3	4	39	3	83	7	0

BRETT ALLAN SIDDALL

OF

Born: Windsor, Ontario, Canada, October 3, 1994; **Home:** Windsor, Ontario, Canada

Bats: Left; **Throws:** Left; **Height:** 6-0; **Weight:** 207

Obtained: Selected in the 13th round of the 2015 First-Year Player Draft

Graduated from Holy Names HS (Canada)...played collegiately at Canisius College in Buffalo, NY...signed by Matt Higginson...finished fifth among A's farmhands in batting average (.300), fourth in home runs (21), total bases (218), and runs scored (78), tied for sixth in RBI (68), tied for seventh in extra-base hits (44), third in slugging percentage (.495), and fifth in on-base percentage (.365).

Year	Club	AVG.	G	AB	R	H	2B	3B	HR	RBI	SH	SF	HP	BB	SO	SB	CS	SLG	OBP	E
2015	AZL A's (R)	.342	19	73	12	25	5	3	2	13	0	1	1	10	9	3	0	.575	.424	1
	Vermont (A)	.264	43	159	17	42	11	1	4	29	0	2	6	9	32	1	1	.421	.324	1
2016	Beloit (A)	.241	135	481	50	116	24	2	9	60	0	3	11	47	98	5	6	.356	.321	3
2017	Stockton (A)	.300	117	440	78	132	23	0	21	68	0	3	14	33	104	3	1	.495	.365	5
Minor League Totals		.273	314	1153	157	315	63	6	36	170	0	9	32	99	243	12	8	.432	.345	10

ADRIAN SPITZ

OF

Born: Los Angeles, California, October 21, 1993; **Home:** Los Angeles, California

Bats: Right; **Throws:** Right; **Height:** 5-11; **Weight:** 185

Obtained: Signed as free agent to a minor league deal on June 21, 2017

Graduated from Beverly Hills HS (CA)...played collegiately at Northeastern University and New York University.

Year	Club	AVG.	G	AB	R	H	2B	3B	HR	RBI	SH	SF	HP	BB	SO	SB	CS	SLG	OBP	E
2017	AZL A's (R)	.160	19	25	5	4	3	0	0	5	0	0	0	4	9	0	1	.280	.276	0
Minor League Totals		.160	19	25	5	4	3	0	0	5	0	0	0	4	9	0	1	.280	.276	0

BENJAMIN DAVID SPITZNAGEL

OF

Born: Cincinnati, Ohio, August 30, 1994; **Home:** Cincinnati, Ohio

Bats: Left; **Throws:** Right; **Height:** 5-11; **Weight:** 170

Obtained: Selected in the 27th round of the 2017 First Year Player Draft

Graduated from Colerian HS (OH)...played collegiately at the University of North Carolina, Greensboro...signed by Neil Avent.

Year	Club	AVG.	G	AB	R	H	2B	3B	HR	RBI	SH	SF	HP	BB	SO	SB	CS	SLG	OBP	E
2017	AZL A's (R)	.337	29	92	27	31	7	2	0	6	2	0	3	18	13	6	1	.457	.460	0
Minor League Totals		.337	29	92	27	31	7	2	0	6	2	0	3	18	13	6	1	.457	.460	0

JOHN PAUL SPORTMAN

OF

Goes by "J.P."

Born: Schenectady, New York, January 26, 1992; **Home:** Schenectady, New York

Bats: Right; **Throws:** Right; **Height:** 5-10; **Weight:** 188

Obtained: Selected in the 27th round of the 2014 First-Year Player Draft

Graduated from LaSalle HS (NY)...played collegiately at Central Connecticut State University, the same college as A's reliever Evan Scribner...signed by Ron Vaughn...in 2014, was named the New York-Penn League Player of the Week for the week ending Aug. 3...in 2016, ranked sixth among A's farmhands in stolen bases, seventh in hits, eighth in doubles, and 10th in batting average...in 2017, ranked tenth among A's farmhands in batting average (.275) and steals (14), third in hits (141), fourth in RBI (74), tied for seventh in runs scored (71), doubles (27), total bases (214), and extra-base hits (44).

Year	Club	AVG.	G	AB	R	H	2B	3B	HR	RBI	SH	SF	HP	BB	SO	SB	CS	SLG	OBP	E
2014	AZL A's (R)	.321	22	84	19	27	4	1	0	8	2	1	0	14	9	5	3	.393	.414	0
	Vermont (A)	.301	38	146	17	44	8	0	3	15	1	2	0	8	22	4	3	.418	.333	2
2015	AZL A's (R)	.333	7	24	5	8	0	0	2	0	0	0	3	2	3	0	.333	.407	1	
	Stockton (A)	.292	38	154	21	45	7	3	3	25	0	2	1	10	38	7	1	.435	.335	4
2016	Midland (AA)	.267	120	483	63	129	29	5	5	59	1	1	4	26	82	18	6	.379	.309	4
2017	Midland (AA)	.275	130	513	71	141	27	5	12	74	1	3	5	36	113	14	8	.417	.327	6
Minor League Totals		.275	355	1404	196	394	75	14	23	183	5	9	10	97	266	51	21	.403	.330	18

PAYTON KING SQUIER

OF

Born: Napa, California, October 29, 1995; **Home:** El Mirage, Arizona

Bats: Left; **Throws:** Right; **Height:** 6-0; **Weight:** 185

Obtained: Selected in the 16th round of the 2017 First Year Player Draft

Graduated from Greenway HS (AZ)...signed by Scott Cousins...played collegiately at the University of Nevada, Las Vegas.

Year	Club	AVG.	G	AB	R	H	2B	3B	HR	RBI	SH	SF	HP	BB	SO	SB	CS	SLG	OBP	E
2017	Vermont (A)	.262	33	122	10	32	4	1	0	20	4	3	0	4	22	0	1	.311	.279	1
Minor League Totals		.262	33	122	10	32	4	1	0	20	4	3	0	4	22	0	1	.311	.279	1

PLAYER DEVELOPMENT

Organizational Players, continued

CODY ALLEN STULL

LHP

Born: Fort Wayne, Indiana, March 23, 1992; **Home:** Matthews, North Carolina
Bats: Left; **Throws:** Left; **Height:** 6-1; **Weight:** 176
Obtained: Selected in the 29th round of the 2014 First-Year Player Draft

Graduated from Grace Academy (NC)...attended Belmont Abbey College...signed by Neil Avent...tied for eighth among A's minor leaguers with six saves in 2016.

Year	Club	W	L	ERA	G	GS	CG	SHO	SV	IP	H	R	ER	HR	HB	BB	IBB	SO	WP	BK
2014	AZL A's (R)	1	0	1.47	14	1	0	0	2	18.1	12	5	3	0	1	8	0	27	3	0
2015	Beloit (A)	3	4	5.00	43	0	0	0	1	68.1	68	46	38	4	4	23	0	60	6	0
2016	Stockton (A)	3	2	1.46	36	0	0	0	6	55.2	48	21	9	2	2	11	0	63	3	0
	Midland (AA)	0	0	0.00	1	0	0	0	0	2.0	4	0	0	0	0	1	0	1	0	0
	Nashville (AAA)	0	0	4.50	2	0	0	0	0	4.0	4	2	2	1	0	2	0	1	0	0
2017	Stockton (A)	1	0	2.76	10	0	0	0	2	16.1	14	6	5	1	0	4	1	14	1	0
	Midland (AA)	2	2	5.27	26	1	0	0	0	42.2	52	28	25	4	1	24	2	26	5	1
Minor League Totals		10	8	3.56	132	2	0	0	11	207.1	202	108	82	12	8	73	3	192	18	1

SKYLAR AUSTIN SZYNSKI

RHP

Born: South Bend, Indiana, July 14, 1997; **Home:** Granger, Indiana
Bats: Left; **Throws:** Right; **Height:** 6-1; **Weight:** 195
Obtained: Selected in the fourth round of the 2016 First-Year Player Draft

Graduated from Penn HS (IN)...signed by Rich Sparks.

Year	Club	W	L	ERA	G	GS	CG	SHO	SV	IP	H	R	ER	HR	HB	BB	IBB	SO	WP	BK
2016	AZL A's (R)	0	3	8.10	7	7	0	0	0	13.1	16	14	12	1	1	4	0	8	5	0
2017		DNP - Injury																		
Minor League Totals		0	3	8.10	7	7	0	0	0	13.1	16	14	12	1	1	4	0	8	5	0

JORDAN TARSOVICH

IF

Born: Richmond, Virginia, June 20, 1991; **Home:** Rockledge, Florida
Bats: Right; **Throws:** Right; **Height:** 5-10; **Weight:** 180
Obtained: Acquired from Los Angeles (NL) on January 25, 2017 for Brett Eibner

Originally drafted in the 22nd round of the 2015 First Year Player Draft by the Los Angeles Dodgers.

Year	Club	AVG.	G	AB	R	H	2B	3B	HR	RBI	SH	SF	HP	BB	SO	SB	CS	SLG	OBP	E
2015	AZL Dodgers (R)	.286	4	14	2	4	0	0	0	0	0	0	0	2	0	0	0	.286	.286	1
	Ogden (R)	.264	16	53	11	14	3	0	2	10	1	1	2	11	11	0	0	.434	.403	3
	Great Lakes (A)	.269	17	67	13	18	2	0	1	8	0	1	2	7	17	2	1	.343	.351	6
2016	Rancho (A)	.223	31	103	13	23	1	2	5	16	0	1	3	13	30	1	2	.417	.325	2
	Tulsa (AA)	.219	59	169	23	37	9	0	4	16	1	1	1	26	32	6	2	.343	.325	13
2017	Midland (AA)	.240	104	341	56	82	15	3	3	30	3	4	3	48	79	13	5	.328	.336	19
Minor League Totals		.238	231	747	118	178	30	5	15	80	5	8	11	105	171	22	10	.352	.338	44

JAMES DAWSON TERRELL III

OF

Born: Walnut Creek, California, January 10, 1997; **Home:** Fairfield, California
Bats: Right; **Throws:** Right; **Height:** 5-11; **Weight:** 163
Obtained: Selected in the 11th round of the 2015 First-Year Player Draft

Graduated from St. Patrick-St. Vincent HS (CA)...signed by Jermaine Clark...had signed to play collegiately at Fresno State but began his professional career instead.

Year	Club	AVG.	G	AB	R	H	2B	3B	HR	RBI	SH	SF	HP	BB	SO	SB	CS	SLG	OBP	E
2015	AZL A's (R)	.153	21	72	11	11	1	1	0	5	0	1	1	14	30	2	3	.194	.295	1
2016	AZL A's (R)	.200	14	50	8	10	3	4	0	8	1	1	2	3	13	0	1	.420	.268	2
	Vermont (A)	.220	26	91	8	20	2	0	1	6	2	0	2	4	39	3	0	.275	.268	0
2017	Vermont (A)	.221	40	113	9	25	2	1	2	12	3	1	1	4	32	2	1	.310	.252	3
Minor League Totals		.202	101	326	36	66	8	6	3	31	6	3	6	25	114	7	5	.291	.269	6

WILLIAM TOBIN TOFFEY

IF

Born: Barnstable, Massachusetts, December 31, 1994; **Home:** Barnstable, Massachusetts
Bats: Left; **Throws:** Right; **Height:** 6-2; **Weight:** 195
Obtained: Selected in the fourth round of the 2017 First Year Player Draft

Graduated from Salisbury School (CT)...signed by Dillon Tung...played collegiately for Vanderbilt University.

Year	Club	AVG.	G	AB	R	H	2B	3B	HR	RBI	SH	SF	HP	BB	SO	SB	CS	SLG	OBP	E
2017	Vermont (A)	.263	57	209	38	55	11	2	1	22	1	3	2	38	45	2	2	.349	.377	10
Minor League Totals		.263	57	209	38	55	11	2	1	22	1	3	2	38	45	2	2	.349	.377	10

ANDREW WEBER TOMASOVICH

LHP

Born: Charlotte, North Carolina, September 24, 1993; **Home:** Tega Cay, South Carolina
Bats: Left; **Throws:** Left; **Height:** 6-3; **Weight:** 205
Obtained: Selected in the 21st round of the 2015 First-Year Player Draft

Graduated from Fort Mill HS (SC)...played collegiately at Charleston Southern...signed by Neil Avent.

Year	Club	W	L	ERA	G	GS	CG	SHO	SV	IP	H	R	ER	HR	HB	BB	IBB	SO	WP	BK
2015	AZL A's (R)	0	0	2.45	3	0	0	0	0	3.2	3	1	1	0	0	2	0	3	1	0
	Vermont (A)	0	0	2.21	12	0	0	0	1	20.1	14	6	5	1	1	7	0	17	1	0
2016	Beloit (A)	2	2	5.67	33	0	0	0	1	39.2	39	30	25	1	7	26	0	50	8	0
2017	Beloit (A)	1	0	0.00	6	0	0	0	0	9.0	4	0	0	0	0	0	0	13	1	0
	Stockton (A)	3	3	4.72	29	0	0	0	0	34.1	33	21	18	3	2	18	0	42	4	0
Minor League Totals		6	5	4.12	83	0	0	0	2	107.0	93	58	49	5	10	53	0	125	15	0

OSCAR EDUARDO TOVAR (MOTA)

RHP

Born: Puerto La Cruz, Venezuela, March 19, 1998; **Home:** Caicara de Maturin, Venezuela
Bats: Right; **Throws:** Right; **Height:** 6-1; **Weight:** 160
Obtained: Signed as a non-drafted free agent, July 18, 2014

Signed by JC De La Cruz, Amauris Reyes, and Pablo Marmol.

Year	Club	W	L	ERA	G	GS	CG	SHO	SV	IP	H	R	ER	HR	HB	BB	IBB	SO	WP	BK
2015	DSL A's (R)	3	5	2.60	13	11	0	0	0	55.1	35	25	16	0	6	22	0	26	8	0
2016	AZL A's (R)	3	2	3.56	10	5	0	0	0	43.0	41	20	17	0	3	17	0	31	8	1
2017	Vermont (A)	3	2	3.46	15	8	0	0	2	65.0	58	29	25	4	7	26	0	45	6	2
Minor League Totals		9	9	3.20	38	24	0	0	2	163.1	134	74	58	4	16	65	0	102	22	3

KYLE CHRISTOPHER TWOMEY

LHP

Goes by "Lou"

Born: Placenita, California, December 29, 1993; **Home:** Placenita, California
Bats: Left; **Throws:** Left; **Height:** 6-3; **Weight:** 170
Obtained: Signed as a free agent to a minor league deal on March 30, 2017

Originally drafted in the 13th round of the 2015 First Year Player Draft by Chicago (NL).

Year	Club	W	L	ERA	G	GS	CG	SHO	SV	IP	H	R	ER	HR	HB	BB	IBB	SO	WP	BK
2015	Eugene (A)	1	1	2.35	10	6	0	0	0	23.0	17	7	6	1	0	13	0	22	1	0
2016	South Bend (A)	2	3	3.44	19	10	0	0	1	73.1	67	33	28	5	10	28	0	75	12	0
2017	Beloit (A)	2	4	4.12	15	14	0	0	0	67.2	81	40	31	5	1	20	0	60	5	0
	Midland (AA)	0	1	31.50	1	0	0	0	0	2.0	6	7	7	1	1	2	0	1	1	0
Minor League Totals		5	9	3.90	45	30	0	0	1	166.0	171	87	72	12	12	63	0	158	19	0

YERDELLUIS VARGAS (MENA)

IF

Born: Santo Domingo, Dominican Republic, February 17, 2000; **Home:** Santo Domingo, Dominican Republic
Bats: Right; **Throws:** Right; **Height:** 6-0; **Weight:** 170
Obtained: Signed as a free agent to a minor league deal on July 2, 2016

Signed by Rigoberto De Los Santos.

Year	Club	AVG.	G	AB	R	H	2B	3B	HR	RBI	SH	SF	HP	BB	SO	SB	CS	SLG	OBP	E
2017	DSL A's (R)	.173	13	52	6	9	0	0	0	6	1	1	2	0	15	1	0	.173	.200	1
	AZL A's (R)	.208	39	144	13	30	6	4	0	13	1	2	4	6	36	3	4	.306	.256	15
Minor League Totals		.199	52	196	19	39	6	4	0	19	2	3	6	6	51	4	4	.270	.242	16

PLAYER DEVELOPMENT

Organizational Players, continued

BRETT JAMES VERTIGAN

OF

Born: Long Beach, California, August 21, 1990; **Home:** Garden Grove, California
Bats: Left; **Throws:** Left; **Height:** 5-9; **Weight:** 168
Obtained: Selected in the 10th round of the 2012 First-Year Player Draft

Attended UC Santa Barbara...earned All-Big West honors in 2012 with a league-leading .381 batting average, nine triples and 17 stolen bases...signed by JT Stotts...his 21 stolen bases in 2013 were tied for fourth among A's farmhands...also tied for eighth in triples...in 2015, was in the Top 10 among A's farmhands in nearly all major offensive categories: first in runs (98) and stolen bases (30), second in hits (157), third in walks (68), fourth in on-base percentage (.365), tied for fourth in triples (7), and eighth in hitting (.288)...in 2016, tied for eighth with 14 stolen bases.

Year	Club	AVG.	G	AB	R	H	2B	3B	HR	RBI	SH	SF	HP	BB	SO	SB	CS	SLG	OBP	E
2012	Vermont (A)	.266	67	256	34	68	15	5	1	15	6	2	5	24	31	12	5	.375	.338	3
2013	Beloit (A)	.243	123	436	65	106	24	5	0	27	10	4	6	55	64	21	6	.321	.333	4
2014	Vermont (A)	.265	47	151	23	40	8	2	1	12	3	1	1	9	16	6	2	.364	.309	1
2015	Beloit (A)	.293	26	92	18	27	4	0	0	7	1	1	0	21	15	6	1	.337	.421	1
	Stockton (A)	.286	111	454	80	130	23	7	4	48	6	4	1	47	76	24	8	.394	.352	1
2016	Midland (AA)	.246	110	415	47	102	19	2	2	25	3	2	2	40	90	14	1	.316	.314	3
2017	Midland (AA)	.285	67	249	39	71	18	2	1	21	4	1	2	35	59	7	2	.386	.376	0
Minor League Totals		.265	551	2053	306	544	111	23	9	155	33	15	17	231	351	90	25	.355	.342	13

JOSEPH SAMUEL WAGMAN

RHP

Goes by "Joey"

Born: Walnut Creek, California, July 25, 1991; **Home:** San Ramon, California
Bats: Left; **Throws:** Right; **Height:** 5-11; **Weight:** 194
Obtained: Signed as a free agent to a minor league contract, July 30, 2014

Graduated from Monte Vista HS (CA)...attended Cal Poly-San Luis Obispo...originally drafted in the 17th round of the 2013 draft by Chicago (AL) but was released by the White Sox on April 9, 2014...in 2015, finished tied for fifth among minor leaguers with nine wins and eighth with a 4.44 ERA.

Year	Club	W	L	ERA	G	GS	CG	SHO	SV	IP	H	R	ER	HR	HB	BB	IBB	SO	WP	BK
2013	Great Falls (R)	1	0	3.57	16	0	0	0	2	22.2	23	9	9	0	2	7	0	28	2	0
2014	Beloit (A)	2	2	5.13	6	6	0	0	0	26.1	26	15	15	2	2	7	0	31	1	0
2015	Beloit (A)	8	4	3.91	24	15	0	0	1	89.2	94	46	39	5	2	17	0	75	8	1
	Stockton (A)	0	2	13.50	3	0	0	0	0	6.2	12	10	10	2	1	1	0	3	0	0
	Midland (AA)	1	0	1.80	1	1	0	0	0	5.0	3	1	1	0	0	2	0	3	0	0
2016	Stockton (A)	4	6	3.67	33	2	0	0	2	76.0	80	42	31	4	3	21	2	78	6	0
	Midland (AA)	1	1	6.38	4	4	0	0	0	18.1	28	15	13	1	0	4	0	9	2	0
2017	Stockton (A)	4	2	4.86	37	0	0	0	1	53.2	56	33	29	5	4	31	3	48	5	2
Minor League Totals		21	17	4.43	124	28	0	0	6	298.1	322	171	147	19	14	90	5	275	24	3

COREY JAMES WALTER

RHP

Born: Wheeling, West Virginia, August 11, 1992; **Home:** Wheeling, West Virginia
Bats: Right; **Throws:** Right; **Height:** 6-1; **Weight:** 210
Obtained: Selected in the 28th round of the 2014 First-Year Player Draft

Graduated from Wheeling Park HS (WV)...attended West Virginia University...signed by Neil Avent...in 2016, finished third among A's farmhands in ERA in his first season as a starter and was named a Texas League Midseason All-Star.

Year	Club	W	L	ERA	G	GS	CG	SHO	SV	IP	H	R	ER	HR	HB	BB	IBB	SO	WP	BK
2014	AZL A's (R)	0	0	0.00	4	0	0	0	0	6.2	2	2	0	0	0	3	0	7	2	0
	Vermont (A)	2	1	3.10	17	0	0	0	0	20.1	16	7	7	0	2	8	0	20	0	1
2015	Stockton (A)	1	2	1.42	45	0	0	0	8	57.0	40	16	9	1	1	15	1	46	1	0
2016	Midland (AA)	3	2	2.15	29	16	0	0	1	100.1	91	32	24	2	5	15	0	54	4	0
2017	Midland (AA)	2	1	2.44	10	9	0	0	0	44.1	45	16	12	0	2	12	1	30	3	0
	Nashville (AAA)	2	6	5.20	21	11	2	0	1	72.2	97	45	42	4	2	23	1	46	5	0
Minor League Totals		10	12	2.81	126	36	2	0	10	301.1	291	118	94	7	12	76	3	203	15	1

Born: Duluth, Georgia, June 6, 1995; **Home:** Gainesville, Georgia
Bats: Left; **Throws:** Right; **Height:** 5-9; **Weight:** 180
Obtained: Selected in the 18th round of the 2016 First-Year Player Draft

Graduated from Gainesville HS (GA)...played collegiately at Georgia...signed by Jemel Spearman.

Year	Club	AVG.	G	AB	R	H	2B	3B	HR	RBI	SH	SF	HP	BB	SO	SB	CS	SLG	OBP	E
2016	AZL A's (R)	.173	22	75	7	13	2	0	0	4	0	0	0	6	14	5	0	.200	.235	3
2017	AZL A's (R)	.186	13	43	10	8	4	1	0	3	0	1	1	2	12	1	0	.326	.234	1
Minor League Totals		.178	35	118	17	21	6	1	0	7	0	1	1	8	26	6	0	.246	.234	4

JEFFREY BENJAMIN WENDELKEN

RHP

Goes by "J.B."

Born: Savannah, Georgia, March 24, 1993; **Home:** Guyton, Georgia
Bats: Right; **Throws:** Right; **Height:** 6-1; **Weight:** 240
Obtained: Acquired from Chicago (AL) with Zack Erwin for Brett Lawrie, December 9, 2015

Originally drafted by Boston in the 13th round of the 2012 draft after one season at Middle Georgia College... was traded to Chicago (AL) on July 30, 2013, with Avisail Garcia, Cleuluis Rondon, and Frankie Montas for Jake Peavy...made his Major League debut with the A's on May 8, 2016.

Year	Club	W	L	ERA	G	GS	CG	SHO	SV	IP	H	R	ER	HR	HB	BB	IBB	SO	WP	BK
2012	GCL Red Sox (R)	2	0	1.27	13	0	0	0	2	21.1	11	3	3	0	0	3	0	28	0	1
2013	Greenville (A)	2	0	2.77	27	0	0	0	10	65.0	59	20	4	3	20	0	54	6	2	
	Kannapolis (A)	0	1	9.64	3	0	0	0	2	4.2	8	5	5	0	0	1	0	8	1	0
	Winston-Salem (A)	0	1	4.82	6	0	0	0	0	9.1	12	6	5	1	0	7	0	16	3	0
2014	Winston-Salem (A)	7	10	5.25	27	27	1	0	0	145.2	181	105	85	15	5	33	0	129	4	0
2015	Birmingham (AA)	6	2	2.72	27	0	0	0	5	43.0	36	14	13	4	0	11	0	56	0	0
	Charlotte (AAA)	0	0	4.50	12	0	0	0	0	16.0	14	11	8	2	0	5	0	13	0	0
2016	Nashville (AAA)	1	4	4.11	39	0	0	0	5	46.0	48	25	21	5	4	26	2	65	5	0
	OAKLAND	0	0	9.95	8	0	0	0	0	12.2	18	15	14	3	0	9	0	12	2	0
2017										(Injured — did not pitch)										
Minor League Totals		18	18	4.10	154	27	1	0	24	351.0	369	189	160	31	12	106	2	369	19	3
Major League Totals		0	0	9.95	8	0	0	0	0	12.2	18	15	14	3	0	9	0	12	2	0

ELIJAH THOMAS WHITE

INF

Goes by "Eli"

Born: Greenville, South Carolina, June 26, 1994; **Home:** Piedmont, South Carolina
Bats: Right; **Throws:** Right; **Height:** 6-3; **Weight:** 195
Obtained: Selected in the 11th round of the 2016 First-Year Player Draft

Graduated from Wren HS (SC), where he was all-state his senior year (2013)...played collegiately at Clemson... signed by Neil Avent...previously drafted in the 26th round of the 2013 draft by Cincinnati and the 37th round of the 2015 draft by Pittsburgh, but did not sign...in his first professional season, was named a New York-Penn League Midseason All-Star...was named NYPL Player of the Week for the week of July 25-31, 2016...led A's farmhands with 32 doubles in 2017...tied for seventh 2017 in runs scored (71) and on-base percentage (.342), tied for eighth in triples (6) and tied for ninth in extra-base hits (42).

Year	Club	AVG.	G	AB	R	H	2B	3B	HR	RBI	SH	SF	HP	BB	SO	SB	CS	SLG	OBP	E
2016	AZL A's (R)	.000	1	3	0	0	0	0	0	0	0	0	0	0	0	0	0	.000	.000	2
	Vermont (A)	.279	64	233	31	65	11	1	2	25	0	6	2	26	65	12	3	.361	.348	12
2017	Stockton (A)	.270	115	448	71	121	32	6	4	36	2	2	9	41	121	12	5	.395	.342	25
Minor League Totals		.272	180	684	102	186	43	7	6	61	2	8	11	67	186	24	8	.382	.343	40

MICHAEL JOHN WHITE III

IF

Goes by "Mikey"

Born: San Diego, California, September 3, 1993; **Home:** Birmingham, Alabama
Bats: Right; **Throws:** Right; **Height:** 5-11; **Weight:** 200
Obtained: Selected in the second round of the 2015 First-Year Player Draft

Organizational Players, continued

Graduated from Spain Park HS (AL), where he was named Mr. Baseball in the state of Alabama after his senior year (2012)...played collegiately at Alabama...started all 184 games played at shortstop during his three-year college career...signed by Kelcey Mucker...previously drafted by New York (NL) in the 343th round of the 2012 draft but did not sign...in 2017, ranked sixth among A's farmhands in home runs (17), fifth in RBI (73), tied for sixth in doubles (27), third in extra-base hits (48), and fifth in slugging percentage (.457).

Year	Club	AVG.	G	AB	R	H	2B	3B	HR	RBI	SH	SF	HP	BB	SO	SB	CS	SLG	OBP	E
2015	Vermont (A)	.315	29	111	18	35	10	0	2	16	0	2	4	14	29	0	2	.459	.405	5
	Beloit (A)	.200	35	130	16	26	5	0	1	12	0	0	5	10	30	0	1	.262	.283	7
2016	Stockton (A)	.247	124	469	65	116	25	3	6	50	3	2	7	40	130	4	2	.352	.315	15
2017	Stockton (A)	.261	115	440	59	115	27	4	17	73	1	1	6	40	121	4	0	.457	.331	21
Minor League Totals		.254	303	1150	158	292	67	7	26	151	4	5	22	104	310	8	5	.392	.326	48

BRANDON MICHAEL WITHERS

RHP

Born: Manassas, Virginia, July 4, 1994; **Home:** Manassas, Virginia

Bats: Right; **Throws:** Right; **Height:** 6-1; **Weight:** 205 **Obtained:** Selected in the 31st round of the 2017 First Year Player Draft.

Played collegiately for James Madison University...signed by Dillon Tung.

Year	Club	W	L	ERA	G	GS	CG	SHO	SV	IP	H	R	ER	HR	HB	BB	IBB	SO	WP	BK
2017	AZL A's (R)	1	2	3.60	9	0	0	0	0	15.0	10	6	6	0	1	8	0	10	2	0
Minor League Totals		1	2	3.60	9	0	0	0	0	15.0	10	6	6	0	1	8	0	10	2	0

JESUS GREGORIO ZAMBRANO (PEREZ)

RHP

Born: Valencia, Venezuela, August 23, 1996; **Home:** Valencia, Venezuela

Bats: Right; **Throws:** Right; **Height:** 5-10; **Weight:** 193

Obtained: Signed as a non-drafted free agent, August 24, 2012

Signed by Julio Franco and Juan Carlos Villanueva.

Year	Club	W	L	ERA	G	GS	CG	SHO	SV	IP	H	R	ER	HR	HB	BB	IBB	SO	WP	BK
2013	DSL A's (R)	2	6	4.40	14	14	1	0	0	61.1	62	34	30	4	4	12	0	48	9	1
2014	AZL A's (R)	6	3	4.33	14	12	0	0	0	70.2	66	41	34	3	5	18	0	63	8	0
2015	AZL A's (R)	1	4	5.52	13	4	0	0	1	44.0	66	30	27	0	1	9	0	31	4	3
	Nashville (AAA)	1	0	4.00	2	2	0	0	0	9.0	8	4	4	1	0	1	0	6	1	0
2016	Vermont (A)	2	2	3.83	16	7	0	0	0	49.1	54	27	21	3	1	18	0	28	4	0
	Beloit (A)	1	2	7.04	10	2	0	0	0	23.0	42	26	18	2	1	5	0	14	6	0
2017	Beloit (A)	1	2	6.06	27	3	0	0	4	65.1	68	46	44	5	6	29	1	58	9	2
	Midland (AA)	0	0	22.50	1	0	0	0	0	2.0	5	5	5	2	0	1	0	3	1	0
Minor League Totals		14	19	5.07	97	44	1	0	5	324.2	371	213	183	20	18	93	1	251	42	6

2017 MINOR LEAGUE ALL-STARS

Pacific Coast League, Postseason

Renato Nuñez

Texas League, Midseason

B.J. Boyd

Sam Bragg

Midwest League, Postseason

None

Pacific Coast League, Midseason

Paul Blackburn

Renato Nuñez

Chris Smith

Kyle Finnegan

Viosergy Rosa

Max Schrock

J.P. Sportman

Midwest League, Midseason

Heath Bowers

Nate Mondou

Luke Persico

Dalton Sawyer

Texas League, Postseason

B.J. Boyd

Viosergy Rosa

Max Schrock

California League, Postseason

Brett Siddall

New York-Penn League, Midseason

Greg Deichmann

Jordan Devencenzi

Parker Dunshee

Ryan Gridley

Brandon Keliher

Jean Ruiz

California League, Midseason

Skye Bolt

Evan Manarino

Casey Meisner

Sean Murphy

A.J. Puk

Tyler Ramirez



**THE OAKLAND COLISEUM IN
1968 (TOP) AND NOW.**

MISCELLANEOUS

OAKLAND ALAMEDA COUNTY COLISEUM



In addition to serving as the home for the Oakland Athletics and Oakland Raiders, the Oakland Coliseum plays host to concerts, conventions and other large gatherings.

The A's have used the facility to their advantage over the years, posting a 886-653 (.576) home record over the last 19 seasons, which is fourth best in the majors. In 2003, the A's set an Oakland record for home wins as they finished with a 57-24 (.704) record in the Coliseum, marking the most home wins in franchise history since 1931 when the Philadelphia Athletics went 60-15 at home. In addition, two of the A's World Championships have been clinched on the Coliseum's turf. The Coliseum's sight lines, fine weather and sizable staging areas have all contributed to its popularity among performers, promoters and the Bay Area public.

The facility is conveniently located adjacent to I-880 with two exits (Hegenberger Road/66th Avenue) leading directly to the complex. Along with the Oracle Arena, which is located adjacently, it is the only major entertainment facility with a dedicated stop on the Bay Area Rapid Transit (BART) system. The Oakland International Airport is less than a two-mile drive from the Coliseum with shuttle service to several local hotels and restaurants.

In October of 1995, the Coliseum began a one-year, \$120 million renovation project that added 22,000 new seats, 90 luxury suites, two private clubs and two state-of-the-art scoreboards.

As part of the team's new 10-year lease arrangement prior to the 2015 season, an additional \$10 million in improvements was added, including the installation of new High Definition Video boards.

The first crowd filled the Oakland-Alameda County Coliseum on Sept. 8, 1966, when the AFL's Oakland Raiders played the Kansas City Chiefs. The adjacent arena celebrated its grand opening on Nov. 9, 1966, when the Oakland Seals met the San Diego Gulls in hockey. In the ensuing 49 years, the facility has hosted every conceivable event in the entertainment industry. Audiences numbering over 100 million have made the Coliseum and Arena the premier entertainment facilities in Northern California.

When the Miami Marlins opened a new ballpark in 2012, the Coliseum became the only stadium in the country that houses both a MLB and NFL team.

OAKLAND COLISEUM QUICK FACTS

Location: Adjacent to 880 freeway between Hegenberger Road and 66th Avenue

Seating Capacities: 48,592 (baseball); 56,063 (football); 70,000 (concerts)

Parking Capacity: 8500 slots

Ground Breaking: April 15, 1964

First Event: Oakland Raiders vs. Kansas City Chiefs, Sept. 8, 1966

First Baseball Game: Oakland A's vs. Baltimore Orioles, Apr. 17, 1968

Complex Area: 120 acres

Surface: Natural Grass

Elevation: 22' below sea level

STADIUM DIMENSIONS

Left Field Line: 330 feet

Straight Away Left Field: 367 feet

Left Center Field: 362 feet

Left Center Power Alley: 388 feet

Straight Away Center Field: 400 feet

Height of Wall: 8 feet down the lines and to center field; 15 feet in the alleys

Distance Between First and Third Base to Bullpen Mounds: 100 feet

Distance Between First and Third Base to Middle of Dugouts: 75 feet

Right Field Line: 330 feet

Straight Away Right Field: 367 feet

Right Center Field: 362 feet

Right Center Power Alley: 388 feet

COLISEUM ATTENDANCE RECORDS

YEARLY ATTENDANCE TOTALS

Year	Home Dates	Total Home Attendance	Home Average	Single Game High-Home	Road Dates	Total Road Attendance	Road Average
1968	78	837,466	10,737	47,233, Apr. 17 vs. Baltimore	68	960,210	14,121
1969	72	778,232	10,809	35,243, May 10 vs. New York	71	992,124	13,974
1970	77	778,355	10,109	48,758, June 6 vs. Detroit	73	971,568	13,309
1971	73	914,993	12,534	42,970, May 22 vs. Minnesota	70	1,222,741	17,468
1972	70	921,323	13,162	47,741, June 12 vs. Baltimore	71	1,115,553	15,712
1973	79	1,000,763	12,668	47,570, Sept. 10 vs. Kansas City	75	1,382,250	18,430
1974	76	845,693	11,128	47,570, July 8 vs. Cleveland	77	1,526,630	19,826
1975	77	1,075,518	13,968	46,378, Aug. 11 vs. Boston	72	1,436,383	19,950
1976	79	780,593	9,881	42,592, July 24 vs. Kansas City	74	1,392,109	18,812
1977	72	495,412	6,881	32,346, May 16 vs. New York	75	1,195,138	15,935
1978	72	526,999	7,319	36,463, June 5 vs. Boston	76	1,381,142	18,173
1979	77	306,763	3,984	19,538, July 6 vs. New York	80	1,393,196	17,415
1980	75	842,259	11,230	49,300, Aug. 25 vs. New York	78	1,572,926	20,166
1981	51	1,311,761	25,721	48,592, May 3 vs. New York	51	1,105,337	21,673
1982	78	1,735,489	22,250	48,348, Apr. 6 vs. California	78	1,709,054	21,911
1983	77	1,294,941	16,817	45,413, July 4 vs. Texas	76	1,557,202	20,490
1984	79	1,353,281	17,130	46,238, May 28 vs. Detroit	79	1,565,597	19,818
1985	77	1,334,599	17,332	46,770, July 4 vs. Toronto	80	1,666,480	20,831
1986	79	1,314,646	16,641	44,726, Apr. 8 vs. Minnesota	78	1,614,837	20,703
1987	80	1,678,921	20,987	46,120, Apr. 10 vs. California	81	1,930,731	23,836
1988	79	2,287,335	28,954	45,333, Apr. 4 vs. Seattle	80	2,251,515	28,144
1989	81	2,667,225	32,929	46,163, Apr. 3 vs. Seattle	80	2,283,228	28,540
1990	80	2,900,217	36,253	45,207, Apr. 9 vs. Minnesota	79	2,597,920	32,885
1991	81	2,713,493	33,500	44,595, June 9 vs. Boston	80	2,636,157	32,952
1992	81	2,494,160	30,792	44,078, Apr. 6 vs. Kansas City	81	2,438,292	30,102
1993	79	2,035,025	25,760	43,627, July 4 vs. New York	79	2,326,919	29,455
1994	56	1,242,692	22,191	44,501, Aug. 7 vs. Texas	58	1,799,360	31,023
1995	71	1,174,310	16,540	42,596, July 3 vs. Milwaukee	71	1,753,085	24,691
1996	80	1,148,380	14,355	36,129, July 5 vs. California	79	2,091,338	26,473
1997	79	1,264,218	16,003	50,792, Sept. 1 vs. San Francisco	80	2,362,054	29,526
1998	79	1,232,339	15,599	48,241, Aug. 1 vs. Cleveland	81	2,331,755	28,787
1999	81	1,434,610	17,711	51,263, July 17 vs. San Francisco	80	2,238,111	27,976
2000	81	1,728,886	21,344	54,268, July 8 vs. Arizona	80	2,466,594	30,832
2001	81	2,133,277	26,337	51,838, July 3 vs. Anaheim	80	2,266,814	28,335
2002	81	2,169,811	26,788	55,528, Sept. 4 vs. Kansas City	81	2,416,196	29,830
2003	81	2,216,596	27,365	55,601, July 5 vs. Anaheim	80	2,151,375	26,892
2004	81	2,201,516	27,179	55,989, June 26 vs. San Francisco	81	2,585,067	31,914
2005	81	2,109,118	26,038	47,385, August 13 vs. Minnesota	81	2,420,496	29,883
2006	81	1,976,625	24,403	35,077, nine times	80	2,575,336	32,192
2007	81	1,921,834	23,726	35,077, nine times	81	2,649,528	32,710
2008	81	1,665,256	20,559	44,735, March 26 vs. Boston*	79	2,365,526	29,943
2009	81	1,408,783	17,392	36,067, April 10 vs. Seattle	80	2,316,520	28,957
2010	81	1,418,391	17,511	35,067, twice	81	2,407,313	29,720
2011	80	1,476,791	18,460	36,067, four times	81	2,468,614	30,477
2012	81	1,679,013	20,729	44,227, March 28 vs. Seattle*	81	2,428,269	29,979
2013	81	1,809,302	22,337	36,067, five times	81	2,374,402	29,314
2014	80	2,003,628	25,045	36,067, 12 times	81	2,329,345	28,757
2015	81	1,768,175	21,829	36,067, four times	81	2,391,645	29,526
2016	81	1,521,506	18,784	36,067, June 30 vs. San Francisco	81	2,390,449	29,512
2017	80	1,475,721	18,447	40,019, July 3 vs. Chicago (AL)	80	2,357,284	29,466
Totals	3880	75,406,272	19,434		3861	98,161,715	25,423
Yearly Average		1,508,125				1,963,234	

*Tokyo, Japan

Coliseum Attendance Records, continued

ALL-TIME OAKLAND ATTENDANCE RECORDS

Season	Total	5,498,137 (1990)	
	Home	2,900,217 (1990)	
	Road	2,649,528 (2007)	
	Homestand	518,534 (July 12-26, 1990; 14 dates)	
	Homestand Avg.	39,667 (Aug. 7-12, 2001; 238,000 in 6 dates)	
	Road Trip	450,462 (June 14-27, 2002; 13 dates)	
	Home vs. One Club	296,512 (Los Angeles, 2005; 10 dates)	
	Road vs. One Club	443,347 (Texas, 2012; 10 dates)	
	Home Sellouts	20 (1990)	
	Consecutive Sellouts	5 (July 22-26, 1989; Baltimore 2 and California 3)	
	Single Game	Home	55,989 (San Francisco; June 26, 2004-N)
		Home, Regular Season	55,989 (San Francisco; June 26, 2004-N)
		Road	62,038 (San Francisco; Oct. 27, 1989-N)
Road, Regular Season		61,696 (California; Aug. 11, 1989-N)	
Day, Home		55,413 (San Francisco; June 22, 2003)	
Day, Road		60,326 (California; Aug. 13, 1989)	
Night, Home		55,989 (San Francisco; June 26, 2004-N)	
Smallest, Home		653 (Seattle; Apr. 17, 1979-N)	
Smallest, Road		1,201 (Baltimore; May 11, 1989-D)	
Doubleheader	Home	48,592 (New York; May 3, 1981-D)	
	Road	53,565 (Detroit; July 25, 1971-D)	
	Twi-Night, Home	47,768 (New York; June 13, 1980)	
Season Opener	Twi-Night, Road	51,017 (Minnesota; July 28, 1990)	
	Home	53,498 (Detroit; Apr. 3, 2000-N)	
	Home, Secondary	47,233 (Baltimore; Apr. 17, 1968-N)	
Three Date Series	Road	52,012 (Milwaukee; Apr. 5, 1994-D)	
	Road, Secondary	56,717 (New York; Apr. 10, 1998-D)	
	Home	158,152 (San Francisco; June 25-27, 2004)	
Four Date Series	Road	175,058 (California; Aug. 11-13, 1989)	
	Home	162,410 (New York; July 18-21, 1991)	
	Road	201,607 (Toronto; July 9-12, 1992)	

TOP REGULAR SEASON CROWDS IN OAKLAND

Attend.	Opponent	Date	Day	W-L
55,989	San Francisco	June 26, 2004	Saturday-N	W
55,601	Anaheim	July 5, 2003	Saturday-N	L
55,528	Kansas City	Sept. 4, 2002	Wednesday-N	W
55,413	San Francisco	June 22, 2003	Sunday-D	W
54,513	New York	Apr. 24, 2002	Wednesday-N	L
54,268	Arizona	July 8, 2000	Saturday-N	W
54,123	San Francisco	June 30, 2002	Sunday-D	W
53,974	San Francisco	June 27, 2004	Sunday-D	L
53,802	Kansas City	July 5, 2002	Friday-N	W
53,501	San Francisco	June 29, 2002	Saturday-D	L

LARGEST COLISEUM BASEBALL CROWDS

Attend.	Opponent	Date	Day	W-L
55,989	San Francisco	June 26, 2004	—	W
55,861	New York	Oct. 13, 2001	ALDS, Game 3	L
55,601	Anaheim	July 5, 2003	Fireworks	L
55,528	Kansas City	Sept. 4, 2002	AL Record 20th straight win	W
55,413	San Francisco	June 22, 2003	—	W
54,513	New York	Apr. 24, 2002	—	L
54,268	Arizona	July 8, 2000	Fireworks	W
54,123	San Francisco	June 30, 2002	—	W
53,974	San Francisco	June 27, 2004	—	L
53,802	Kansas City	July 5, 2002	Fireworks	W

TOP REGULAR SEASON CROWDS ON THE ROAD

Attend.	Opponent	Date	Day	W-L
61,696	California	Aug. 11, 1989	Friday-N	W
60,326	California	Aug. 13, 1989	Sunday-D	L
58,963	California	Apr. 24, 1982	Saturday-N	L
56,717	New York	Apr. 10, 1998	Friday-D	L
56,710	New York	Apr. 11, 1997	Friday-D	W
56,535	Seattle	Sept. 20, 1996	Friday-N	L
56,103	Seattle	Sept. 21, 1996	Saturday-N	L
55,927	Seattle	Sept. 28, 1997	Sunday-D	W
55,588	Seattle	Sept. 26, 1997	Friday-N	W
55,034	New York	May 30, 1987	Sunday-D	L

LARGEST CROWDS ON THE ROAD

Attend.	Opponent	Date	Day	W-L
62,038	San Francisco	Oct. 27, 1989	World Series, Game 3	W
62,032	San Francisco	Oct. 28, 1989	World Series, Game 4	W
61,696	California	Aug. 11, 1989	—	W
60,326	California	Aug. 13, 1989	—	L
58,963	California	Apr. 24, 1982	—	L
56,915	New York	Oct. 7, 2000	ALDS, Game 4	W
56,717	New York	Apr. 10, 1998	—	L
56,710	New York	Apr. 11, 1997	—	W
56,697	New York	Oct. 10, 2001	ALDS, Game 1	W
56,684	New York	Oct. 11, 2001	ALDS, Game 2	W

TOP REGULAR SEASON CROWDS VS. CLUBS

Club	Attendance	Date
Arizona	54,268	July 8, 2000
Atlanta	35,618	June 11, 2003
Baltimore	47,741	June 12, 1972
Boston	50,863	Aug. 8, 2001
Chicago	45,712	July 2, 2005
Chicago (NL)	35,067	July 3, 2013
Cincinnati	29,601	June 9, 2004
Cleveland	48,241	Aug. 1, 1998
Colorado	25,333	June 15, 1997
Detroit	53,498	Apr. 3, 2000
Houston	35,065	June 9, 2002
Kansas City	55,528	Sept. 4, 2002
Los Angeles	55,601	July 5, 2003
Los Angeles (NL)	35,163	July 14, 2001
Milwaukee	45,398	Apr. 3, 1984

Club	Attendance	Date
Miami	22,461	June 22, 2008
Minnesota	47,385	Aug. 13, 2005
New York	54,513	Apr. 24, 2002
New York (NL)	27,598	June 15, 2005
Philadelphia	35,067	Sept. 19, 2014
Pittsburgh	34,328	June 13, 2004
San Diego	40,374	July 2, 1998
San Francisco	55,989	June 26, 2004
Seattle	46,786	Apr. 17, 1981
St. Louis	35,077	June 17, 2007
Tampa Bay	48,089	August 28, 2004
Texas	45,606	Oct. 1, 2000
Toronto	46,770	July 4, 1985
Washington	36,067	May 10, 2014

TOP REGULAR SEASON CROWDS BY BALLPARK

Club	Ballpark	Att.	Date
Arizona	Chase Field	36,976	July 7, 2001
Atlanta	Turner Field	40,760	Aug. 16, 2014
Baltimore	Camden Yards	48,271	April 4, 2005
Boston	Fenway Park	38,294	July 6, 2009
Chicago	Guaranteed Rate Field	42,483	June 6, 1992
Chicago (NL)	Wrigley Field	40,145	June 20, 2004
Cincinnati	Great American	34,640	Aug. 6, 2013
Cleveland	Progressive Field	43,276	Aug. 24, 2000
Colorado	Coors Field	48,308	Aug. 30, 1997
Detroit	Comerica Park	42,477	June 30, 2014
Houston	Minute Maid Park	42,024	June 14, 2007
Kansas City	Kauffman Stadium	41,329	Sept. 21, 1980
Los Angeles	Angel Stadium	61,696	Aug. 11, 1989
Los Angeles (NL)	Dodger Stadium	51,788	July 29, 2015
Miami	Marlins Park	21,917	June 29, 2014

Club	Ballpark	Att.	Date
Milwaukee	Miller Park	25,912	June 5, 2013
Minnesota	Target Field	40,847	Sept. 18, 2010
New York	Yankee Stadium	47,343	Aug. 23, 2011
New York (NL)	Citi Field	39,629	July 22, 2017
Philadelphia	Citizens Bank	45,863	June 26, 2011
Pittsburgh	PNC Park	30,549	June 19, 2002
San Diego	Petco Park	39,874	June 28, 2006
San Francisco	AT&T Park	43,069	May 21, 2005
Seattle	Safeco Field	47,065	April 8, 2016
St. Louis	Busch Stadium	43,682	June 19, 2010
Tampa Bay	Tropicana Field	35,325	July 26, 1998
Texas	Rangers Ballpark	50,708	July 31, 2004
Toronto	Rogers Centre	50,529	Sept. 8, 1993
Washington	Nationals Park	—	—

COLISEUM RAINOUTS & SHORTENED GAMES

RAINFOUTS AT THE COLISEUM

1972	Sept. 25 vs. Minnesota	1982	Apr. 10 vs. Seattle	1993	Apr. 23 vs. Cleveland	2014	Mar. 29 vs. San Fran.*
	Sept. 26 vs. Minnesota	1983	Apr. 23 vs. Boston		May 27 vs. Minnesota		Apr. 1 vs. Cleveland
	Oct. 17 vs. Cincinnati		Apr. 30 vs. Detroit		May 15 vs. Baltimore		Apr. 4 vs. Seattle
1978	April 15 vs. California		Sept. 30 vs. Chicago	1997	Aug. 19 vs. Boston	2017	April 16 vs. Houston
	Apr. 24 vs. Minnesota	1988	May 6 vs. Cleveland	1998	Apr. 3 vs. New York		
1979	Apr. 26 vs. New York	1990	May 27 vs. Cleveland		May 5 vs. Detroit		<i>*indicates Spring Training</i>

SHORTENED GAMES IN OAKLAND

1968	vs. Detroit, May 24 (called after 7 innings tied at 2-2)
1971	vs. Kansas City, Apr. 9 (called after top of the 6th; A's won 5-0)
1999	vs. New York, Apr. 5 (called after 8 innings; A's won 5-3)
2002	vs. Seattle, Apr. 16 (called after top of the 7th; A's lost 6-2)
2005	vs. Texas, May 4 (called after top of the 9th; A's lost 16-7)
2012	vs. Kansas City, April 10 (called with two outs in top of 8th; A's lost 3-0)

O.CO COLISEUM BATTING PRACTICE SCHEDULE

	12:35 Game Time	1:05 Game Time	6:05 Game Time	7:05 Game Time
A's Hit	Until 11:00	Until 11:30	Until 4:30	Until 5:30
Visitors Hit	11:00 – 11:40	11:30 – 12:10	4:30-5:10	5:30 – 6:10
A's Infield	11:40 – 11:50	12:10 – 12:20	5:10-5:20	6:10 – 6:20
Visitors Infield	11:50 – 12:00	12:20 – 12:30	5:20-5:30	6:20 – 6:30

MEDIA INFORMATION AND POLICIES

WORKING PRESS CREDENTIALS: Credentials will be issued only to legitimate media. Season credentials will be issued to those news agencies that cover the Athletics on a daily basis. Requests for daily credentials must be submitted at least 48 hours in advance by the affiliation's editor, producer or director on Major League Baseball's online site <https://credentials.mlb.com>. A head shot is required for all credentials, including dailies. A head shot must be submitted via the credential website for every person requesting a credential. All credentials are non-transferable. All members of the media must be on assignment.

PHOTO CREDENTIALS: Photo passes will be issued to photographers on assignment from legitimate news gathering organizations and representatives licensed by Major League Baseball. The Oakland A's will only issue credentials to freelance photographers who are on assignment. Priority in all photo areas will be granted to news organizations on deadline and those holding season credentials. All photographs taken are to be used for news-gathering purposes or officially licensed products. Any other use of photographs will be considered a violation of existing trademark and copyright restrictions.

ROVING CAMERAS: Television cameras are prohibited from roving in the stands at all times. For the comfort of fans, interviews are to be conducted on the concourse and not in the stands while the game is in progress.

PRESS WILL CALL: Starting three-and-a-half hours before game time, credentials may be picked up at Press Will Call located on the Plaza Level between the Stadium and the Arena. Prior to that, credentials may be picked at the Ticket Services Office located in the Coliseum across the plaza from the A's executive offices, with the exception of day games and weekend games. On day and weekend games, contact Mark Ling if your credentials are required prior to the opening of press will call.

CLUBHOUSES: The Athletics clubhouse is located on the third base side and the visitors' is located on the first base side. Access can be obtained by taking the press elevator to FL-lockers or through the door on the right near the end of the hall after you enter through the North Press Gate. Only credentialed media with clubhouse access will be admitted. TV cameras and photographers are not allowed in the clubhouse prior to the game and only TV cameras are permitted in the clubhouse following the game (no still photographers). The A's clubhouse is open to the media at least three-and-a-half hours prior to the game and then will close when the A's take the field for batting practice. The clubhouse will open no later than 10 minutes following the game. At times, certain additional restrictions may be imposed. Please do not lounge in the clubhouse at any time. The break area, the trainer's room and the umpire's dressing room are off limits to the media. If a comment or interpretation from the umpire crew chief is needed, a pool reporter may be assigned.

FIELD ACCESS: Only credentialed media with field access will be allowed onto the field. All media must clear the field immediately following batting practice. Only newspaper and magazine photographers will be allowed on the field level during the game.

POST-GAME PROCEDURES: Manager Bob Melvin will be available to the media in the media interview room approximately 10 minutes after the conclusion of the game. Please ask any questions of the manager related to the game during this post-game session. Also, please be respectful of those members of the media who are on deadline when directing questions to the manager and players. Once again, please do not lounge in the clubhouse or attempt to conduct full-length interviews after a game.

LIVE TRANSMISSIONS: Non-rightsholders are permitted to transmit live reports from the Coliseum prior to and after every game. Live television shots by non-rightsholders are prohibited while the rightsholder is on the air and the game is in progress. Radio stations and assigned correspondents for out-of-town reports are allowed to give inning or half-inning updates. Reports must be confined to between-innings only, limited to 60 seconds in length, and limited to six per game. A violation of these Major League Baseball guidelines may result in the revocation of credentials.

SCOUTS: Major League scouts are not allowed to scout from the press box during the game. However, scouts are welcome in the press box prior to first pitch to pick up game information. If scouts wish to work in the press box pregame, they may work from the auxiliary (third base) side of the press box.

PRESS BOX: The press box and all broadcast positions are located on the loge level. Access is by the press elevator only. The elevator will be staffed with an attendant after every game. Only credentialed media members will be allowed on the elevator, and the attendant will control on which floors stops are made. The first base side (main press box) is reserved for those with main press box access only. Each seat in the main press box is assigned. If your name or outlet does not appear on a seat tag, you may find a seat in the auxiliary press box (third base side). The press box is a working area. Cheering and loud conversation will not be permitted. The Oakland A's prohibit any person under the age of 18 from entering the press box on game days without prior approval from the A's Communications Department. Guests are not allowed in the press box without prior approval from the A's Communications Department.

PRESS LOUNGE: The press lounge is located behind Section 117 (level one from the press elevator). It opens two hours prior to the game and closes at game time. The charge is \$10.00 and meal tickets are available for purchase in the lounge. Media members must be properly credentialed for admittance into the dining room.

COMMUNICATIONS OFFICE: The Oakland Athletics Communications Office is located within the team's executive offices at Jack London Square.

PRESS BOX SERVICES: Game notes, statistics, starting lineups and other pertinent news releases from both teams are available in the main press box (first base side) for working press and scouts only. Post-game notes and the game's box score will be available shortly after the conclusion of the game. Information guides for all clubs are available upon request from a member of the A's communications staff in the press box. All information is also available on-line at <http://press-box.athletics.com>.

A'S MEDIA ALERTS: The A's Communications Department features a media-only Twitter account to provide as up-to-date information as possible. For clubhouse hours, interview times and various media alerts, please follow @AsMediaAlerts. Player transactions and other relevant game information will continue to be posted at @Athletics.

AUTOGRAPH POLICY: Credentialed members of the media are prohibited from requesting autographs or equipment on the playing field, in the dugout or in the clubhouses. Any violation of this policy will result in immediate revocation of the credential and bar future use.

TELEPHONES, WIFI SERVICE: Phone lines in the main press box may be ordered by calling Doug Tsang of AT&T at (510) 334-4175. Additionally, complimentary WiFi service is available in the press box.

TICKETS: All requests for media complimentary tickets must be made to Mark Ling at least 48 hours prior to game time. When available, tickets may be picked up at Press Will Call. There is a limit of two tickets per game.

OAKLAND ATHLETICS COMMUNICATIONS DEPARTMENT

Communications Staff	Direct Phone	E-Mail Address
Catherine Aker, Vice President, Communications and Community	(510) 563-2380	caker@athletics.com
Fernando Alcalá, Director of Baseball Communications	563-2236	falcala@athletics.com
Mike Selleck, Baseball Information Manager	563-2233	mselleck@athletics.com
Erica George, Strategic Communications Manager	746-4419	egeorge@athletics.com
Mark Ling, Baseball Communications Manager	746-4418	miling@athletics.com
Juan Dorado, Baseball Communications Coordinator	563-2287	jdorado@athletics.com

7000 Coliseum Way • Oakland, CA 94621
(510) 638-4900 • FAX: (510) 568-3770
Virtual Press Box: pressbox.athletics.com
Website: athletics.com

ATHLETICS ON THE AIR

KEN KORACH

Radio Play-by-Play

The 2018 season will mark Ken Korach's 27th year in the American League, his 23rd with the A's and his 13th as the team's lead radio announcer. In the long history of the A's in Oakland, only 2017 Ford C. Frick Award recipient Bill King has spent more time doing play by play on radio for the A's.

Korach's first MLB job was in Chicago, where he spent four years broadcasting mostly weekend games for the White Sox. He also spent six full seasons in the minor leagues, beginning in 1984 with the Redwood Pioneers of the California League. He also worked in the Pacific Coast League in Phoenix (1986-87) and Las Vegas (1989-91). His national credits include broadcasting select MLB games for ESPN Radio and several bowl games.

Korach was hired in 1985 to broadcast San Jose State football on KCBS Radio and he spent 22 years doing football and basketball on radio and television for Sonoma State, San Jose State and UNLV.

He is the author of *Holy Toledo*, *Lessons from Bill King*, *Renaissance Man of the Mic*, which was published by Wellstone Books in 2013 and spent over a month as the number one best-selling baseball book on Amazon.com. Ken's second book, focusing on his time with the A's and co-written with the San Francisco Chronicle A's beat writer Susan Slusser, is set for a 2019 release by Triumph Books.

Korach was honored as the 2013 California Sportscaster of the Year and the 2001 Nevada Sportscaster of the Year by the National Sportscasters and Sportswriters Association. He was inducted in 2017 into the Jewish Sports Hall of Fame of Northern California and in 2003 into the Nevada Broadcasters Hall of Fame.

His charitable work includes the establishment of Ken Korach's A's Winning for the Community, which raised \$50,000 for the high school baseball programs in Oakland, including Ken's personal contribution of \$15,000.

Korach is a graduate of UC Santa Barbara and he and his wife Denise are parents of their daughter, Emilee. They make their home in Henderson, NV and Pleasanton, CA.



VINCE COTRONEO

Radio Play-by-Play

Vince Cotroneo begins his 13th season in the A's radio booth, where he again will work with broadcast partners Ken Korach and Ray Fosse in continuing the team's tradition of broadcasting excellence.

Prior to joining the A's, Cotroneo spent six seasons (1998-2003) as an announcer on the Texas Rangers broadcasts, where he partnered with Eric Nadel on the Rangers Radio Network. He also worked a handful of games on the television side during the 2002 season. Cotroneo joined the Rangers broadcast team in 1998 after spending seven seasons (1990-96) with the Houston Astros.

A 29-year broadcasting veteran, Cotroneo began his career with the Single-A Lynchburg Mets in 1984. He spent the next three seasons with the Double-A El Paso Diablos in the Milwaukee system before moving onto the Triple-A Iowa Cubs for the 1988 season. In his only season with Iowa, he was selected as the National Association's Minor League Announcer of the Year. Cotroneo joined the Astros organization the following season and was the radio voice of the Tucson Toros for two seasons (1989-90) before landing his first Major League job with the Astros in 1991.

A 1983 graduate of the University of Central Florida, Cotroneo and his wife, Veronica, have three children, Dominic, Olivia and Sophia.



RAY FOSSE

Radio and Television Analyst

Ray Fosse, former two-time major league all-star catcher and Emmy Award-winning broadcaster, celebrates his 33rd consecutive season on radio and his 30th season in the television booth as the A's game analyst.

Fosse, a 12-year major league veteran, played for the Cleveland Indians, Oakland A's, Seattle Mariners and Milwaukee Brewers, compiling a .256 batting average with 61 home runs. A native of Marion, Ill., Fosse attended Southern Illinois University, and was Cleveland's No. 1 draft pick in 1965. He made his major league debut with the Tribe in 1967 and spent the next six seasons in Cleveland. Fosse enjoyed his most productive season in 1970 when he batted .307 with a career-high 18 home runs and 61 RBI. He was named the American League All-Star catcher, received the Rawlings Gold Glove as the best defensive catcher in the American League, and was voted Co-Man of the Year with Sam McDowell that season.

In 1971, Fosse was named starting catcher for the American League All-Star Team and received his second Rawlings Gold Glove. He was traded to the Oakland A's in 1973, and played for the 1973 and 1974 World Champions in Oakland. In 2002, Fosse was voted one of the 100 greatest players in Cleveland Indians' history.

Ray and his wife, Carol, were married April 4, 1970, and have two married daughters, two grandsons and one granddaughter. Ray and Carol reside in California and Arizona, where they are active in several charitable organizations.



GLEN KUIPER

Television Play-by-Play

Glen Kuiper begins his 15th season in the A's television booth as the club's lead play-by-play voice.

Kuiper has covered the Bay Area baseball scene for Comcast SportsNet since 1992, serving as pre-game host and fill-in play-by-play announcer for both A's and Giants telecasts. He has also worked on Comcast SportsNet's Golden State Warrior and San Jose Sharks telecasts, along with numerous collegiate assignments. He has also handled sideline reporting duties for select National Football League games on Fox. Kuiper has won 12 Northern California Emmy Awards for his coverage of Bay Area sports teams.

Glen is the youngest brother in a talented broadcasting family. His oldest brother, Duane, is a longtime member of the San Francisco Giants announcing team while older brother, Jeff, produces the Giants Comcast SportsNet Bay Area telecasts.

Kuiper graduated from San Francisco State University with a bachelor's degree in broadcasting. He also attended the University of New Orleans and spent three years in the minor leagues. A native of Racine, Wis., Kuiper resides in Danville, Calif. with his wife, Amanda and two children, Jack and Annette.




DALLAS BRADEN

Television Analyst

Dallas Braden enters his first season as an A's television color commentator and field analyst after spending 2017 as a pre- and postgame host for NBC Sports California.

Braden was Oakland's 24th round pick in 2004 and made his Major League debut with the A's in 2007. In his five-year playing career—all with Oakland—he compiled a 26-36 record to go along with a 4.16 career ERA. The highlight of Braden's playing career came on May 9, 2010 when he threw the 19th perfect game in MLB history against the Tampa Bay Rays on Mother's Day.

After retiring in 2014, Braden joined ESPN as a studio and color analyst. He left ESPN in 2017 to join NBC Sports California.



A native of Stockton, Calif., Braden resides in Simi Valley, Calif. with his wife, Meg, and their daughter, Kinslee.

AMAURY PI-GONZÁLEZ

Radio Play-by-Play (Spanish)

Amaury Pi-González, a pioneer in establishing Spanish baseball radio play-by-play in the Bay Area, serves as the “Voice of the A’s” for Spanish broadcasts. This will be his 25th season doing A’s broadcasts, having filled that role from 1978-93, 2009-10 and again the past six seasons.

Well-known and respected in both English and Spanish media circles, Pi-González enters his 41st season in Major League Baseball in 2018. He began his career in 1977 with the Athletics, and has also broadcast for the San Francisco Giants, Seattle Mariners and Los Angeles Angels. For a sixth straight year, he will also do selected games for the Angels on Fox Sports Network West in Southern California. Amaury also produces and hosts “Béisbol en la Bahía” for KIQI 1010 AM.

During his tenure, Pi-González has called the 1986 World Series for CBS Hispanic Network, the 1988, 1989 and 1990 Series for the A’s, and the 2002 Series for the Giants. The Fremont, Calif. resident previously served five years as sports anchor for Telemundo TV48 in San Jose and was the Spanish voice for the NBA’s Golden State Warriors (1992-98) and Los Angeles Clippers. In addition, he was the English voice for the Caribbean World Series for Fox Sports International in 2001 and 2002.

Born in Cuba, Amaury was inducted into the Cuban Sports Hall of Fame in 2004 and into the Hispanic Heritage Baseball Museum in 2004. He was inducted into the Bay Area Radio Hall of Fame in 2009 and is a cofounder and vice president of the Hispanic Heritage Baseball Museum and Hall of Fame. He was named to the New York City Advisory Board of the American Sportscasters Association in 2016. Pi-Gonzalez also called the victory parades for the Giants in 2010, 2012 and 2014, for the Warriors in 2015, and Sharks games in the Stanley Cup Finals in 2016 for Telemundo.



MANOLO HERNÁNDEZ-DOUEN

Radio Analyst and Play-by-Play (Spanish)

Manolo Hernández-Douen is in his 10th season as the Athletics analyst and play-by-play announcer for Spanish broadcasts. He has over 46 years of experience in journalism, and has covered a variety of sports during that span.

A graduate of Universidad Católica Andrés Bello in his native Caracas, Hernández-Douen has covered the Olympic and Pan American Games, world championship boxing matches and winter league baseball, including the Caribbean Series. He was Venezuela’s Sportswriter of the Year in 1979 and for five seasons was the basketball radio analyst for the Caracas Liga Especial de Baloncesto team.



2018 A’S RADIO NETWORK

Station	On Dial	City	Station	On Dial	City	Station	On Dial	City
KGMZ	95.7 FM	SF/Oakland	KHTK	1140 AM	Sacramento	KVON	1440 AM	Napa
KAHI	104.5 FM/ 95.0 AM	Auburn	KLLK	1250 AM	Willits	KXBX	1270 AM/ 96.5 FM	Lakeport
KATA	1340 AM/ 92.7 FM	Eureka	KMYC	1410 AM	Marysville	*KIQI	1010 AM	San Francisco
KBLF	1490 AM	Red Bluff	KNRO	1400 AM/ 103.9 FM	Redding	*KATD	990 AM	Pittsburg/Antioch
KDAC	1230 AM	Ft. Bragg	KPOD	1240 AM	Crescent City	*KEJY	790 AM	Eureka
KESP	970 AM	Modesto	KRKC	1490 AM/ 104.9 FM	King City			
KFPT	970 AM	Fresno	KUKI	1400 AM/ 103.3 FM	Ukiah			
KGU	760 AM	Honolulu, HI						

*Spanish Radio Network

Since moving to California in 1982, he has covered the NBA and Major League Baseball for several of the highest circulation Spanish newspapers in the United States including *La Opinión* in Los Angeles.

Most recently, he was the Sports Editor for *El Nuevo Herald* in Miami from 2000 to 2007, and since the 2008 season, he has covered feature stories as a freelance writer for *lasmayores.com* (MLB in Spanish) and *beisbolporgotas.com*.

A proud father of two, Franklin and Cristina, and Kayla's and Khloe's grandfather, Manolo resides in San Leandro.

JOSE LUIS ORELLANA

Radio Analyst (Spanish)

Jose Luis Orellana is in his seventh season serving as the Athletics Spanish radio engineer and broadcaster. He has more than 35 years of experience in radio covering multiple sports.

A graduate of the University of El Salvador, Orellana began his career in 1980 covering first division soccer in his native El Salvador. During his career, he was a correspondent for "Punto Deportivo" and has covered events including the 1986 World Cup in Mexico, 1994 World Cup in the United States and the 1998 World Cup in France, as well as the 2002 Central America Student Games in El Salvador.

Orellana has two children, Jose and Carlos Alberto, and resides in Antioch.



A'S TELEVISION AND RADIO

NBC SPORTS CALIFORNIA: The Oakland Athletics entered into a long-term agreement with NBC Sports California in 2009. For the third consecutive season, all 162 A's games, with the exception of national broadcasts, will be televised on the Northern California cable outlet with Glen Kuiper and Ray Fosse calling the action. NBC Sports California will also produce a pre- and post-game show for every telecast.

95.7 FM THE GAME: 95.7 FM The GAME is in its eighth season as flagship of the A's Radio Network. 95.7 FM, a San Francisco-based station featuring a daily sports talk format, will broadcast all 162 regular season games plus selected Spring Training games.

SPANISH RADIO: Serving as the Spanish language home of Oakland A's baseball, KIQI (1010 AM, San Francisco), KATD (990 AM, Pittsburg) and KEJY (790 AM, Eureka) will broadcast weeknight, weekend and holiday home games from the Coliseum this season. The games will be simulcast on all three stations, with full coverage in the Bay Area and a signal that will reach throughout Northern California.

ATHLETICS BROADCAST HISTORY

1938	WIBG: By Saam	1954	WIBG: By Saam, Claude Haring	1967	KCMO: Monte Moore, Lynn Faris
1939	WIBG: By Saam	1955	WDAF: Merle Harmon, Larry Ray	1968	KNBR: Monte Moore, Al Helfer
1940	WIBG: By Saam, Claude Haring	1956	WDAF: Merle Harmon, Larry Ray		KBHK-TV: Monte Moore, Al Helfer
1941	WIBG: By Saam, Claude Haring	1957	WDAF: Merle Harmon, Ed Edwards	1969	KNBR: Monte Moore, Al Helfer
1942	WIBG: By Saam, Claude Haring	1958	WDAF: Merle Harmon, Ed Edwards, Bill Grigsby		KBHK-TV: Monte Moore, Al Helfer
1943	WIBG: By Saam, Claude Haring	1959	WDAF: Merle Harmon, Bill Grigsby	1970	KNBR: Monte Moore, Harry Caray
1944	WIBG: By Saam, Claude Haring	1960	WDAF: Merle Harmon, Bill Grigsby		KBHK-TV: Monte Moore, Harry Caray
1945	WIBG: By Saam, Claude Haring	1961	WDAF: Merle Harmon, Bill Grigsby	1971	KEEN: Monte Moore, Bob Elson, Red Rush
1946	WIBG: By Saam, Claude Haring	1962	KCMO: Monte Moore, Bruce Rice		KBHK-TV: Monte Moore, Bob Elson
1947	WIBG: By Saam, Claude Haring	1963	KCMO: Monte Moore, George Bryson	1972	KEEN: Monte Moore, Jim Woods, Jim Piersall
1948	WIBG: By Saam, Claude Haring	1964	KCMO: Monte Moore, George Bryson		KBHK-TV: Monte Moore, Jim Woods
1949	WIBG: By Saam, Claude Haring	1965	KCMO: Monte Moore, Red Rush		
1950	WIBG: By Saam, Claude Haring	1966	KCMO: Monte Moore, Lynn Faris		
1951	WIBG: By Saam, Claude Haring				
1952	WIBG: By Saam, Claude Haring				
1953	WIBG: By Saam, Claude Haring				

<p>2007 KFRC/KYCY: Ken Korach, Vince Cotroneo, Ray Fosse KICU-TV, Fox Sports Bay Area: Glen Kuiper, Ray Fosse</p> <p>2008 KFRC/KYCY: Ken Korach, Vince Cotroneo, Ray Fosse KICU-TV, Comcast SportsNet Bay Area: Glen Kuiper, Ray Fosse</p> <p>2009 KTRB: Ken Korach, Vince Cotroneo, Ray Fosse Comcast SportsNet California: Glen Kuiper, Ray Fosse KDIA (Spanish): Amaury Pi-González, Manolo Hernández-Douen</p> <p>2010 KTRB: Ken Korach, Vince Cotroneo, Ray Fosse Comcast SportsNet California: Glen Kuiper, Ray Fosse KDIA (Spanish): Amaury Pi-González, Manolo Hernández-Douen</p> <p>2011 95.7 FM THE GAME: Ken Korach, Vince Cotroneo Comcast SportsNet California: Glen Kuiper, Ray Fosse</p>	<p>2012 95.7 FM THE GAME: Ken Korach, Vince Cotroneo, Ray Fosse Comcast SportsNet California: Glen Kuiper, Ray Fosse, Scott Hatteberg KIQI (Spanish): Amaury Pi-González, Manolo Hernández-Douen</p> <p>2013 95.7 FM THE GAME: Ken Korach, Vince Cotroneo, Ray Fosse Comcast SportsNet California: Glen Kuiper, Ray Fosse, Scott Hatteberg KIQI (Spanish): Amaury Pi-González, Manolo Hernández-Douen</p> <p>2014 95.7 FM THE GAME: Ken Korach, Vince Cotroneo, Ray Fosse Comcast SportsNet California: Glen Kuiper, Ray Fosse, Shooty Babitt KIQI (Spanish): Amaury Pi-González, Manolo Hernández-Douen</p> <p>2015 95.7 FM THE GAME: Ken Korach, Vince Cotroneo, Ray Fosse</p>	<p>Comcast SportsNet California: Glen Kuiper, Ray Fosse, Eric Chavez KIQI (Spanish): Amaury Pi-González, Manolo Hernández-Douen</p> <p>2016 95.7 FM THE GAME: Ken Korach, Vince Cotroneo, Ray Fosse Comcast SportsNet California: Glen Kuiper, Ray Fosse, Mark Mulder KIQI (Spanish): Amaury Pi-González, Manolo Hernández-Douen</p> <p>2017 95.7 FM THE GAME: Ken Korach, Vince Cotroneo, Ray Fosse NBC Sports California: Glen Kuiper, Ray Fosse, Mark Mulder KIQI (Spanish): Amaury Pi-González, Manolo Hernández-Douen</p>
---	--	--

SPRING TRAINING SCHEDULE

Day	Date	Opponent	Site	Time
Fri	February 23	Los Angeles (AL)	Mesa	12:05 pm
Sat	February 24	San Diego (95.7 FM The Game/A's Radio Network)	Mesa	12:05 pm
Sun	February 25	Kansas City (95.7 FM The Game/A's Radio Network)	Mesa	12:05 pm
Mon	February 26	at Chicago (AL)	Glendale	12:05 pm
Tues	February 27	at Cleveland	Goodyear	12:05 pm
Wed	February 28	at Chicago (NL)	Mesa	12:05 pm
Thurs	March 1	Texas	Mesa	12:05 pm
Fri	March 2	Off Day		
Sat	March 3	San Diego (95.7 FM The Game/A's Radio Network)	Mesa	12:05 pm
Sun	March 4	at San Diego (95.7 FM The Game/A's Radio Network)	Peoria	12:05 pm
Mon	March 5	Chicago (AL)	Mesa	12:05 pm
Tues	March 6	Texas	Mesa	12:05 pm
Wed	March 7	at Seattle	Peoria	5:40 pm
Thurs	March 8	Los Angeles (AL)	Mesa	12:05 pm
Fri	March 9	at Milwaukee	Maryvale	12:05 pm
Sat	March 10	at Texas (95.7 FM The Game/A's Radio Network)	Surprise	12:05 pm
Sun	March 11	Chicago (NL)	Mesa	1:05 pm
Mon	March 12	San Francisco (95.7 FM The Game/A's Radio Network)	Mesa	1:05 pm
Tues	March 13	at Kansas City	Surprise	1:05 pm
Wed	March 14	Off Day		
Thurs	March 15	Seattle (NBCSCA)	Mesa	7:05 pm
Fri	March 16	Cleveland	Mesa	1:05 pm
Sat	March 17	Seattle (ss)	Mesa	1:05 pm
		at San Francisco (ss) (95.7 FM The Game/A's Radio Network)	Scottsdale	4:05 pm
Sun	March 18	Chicago (AL) (95.7 FM The Game/A's Radio Network)	Mesa	1:05 pm
Mon	March 19	at Los Angeles (NL)	Glendale	7:05 pm
Tues	March 20	Los Angeles (NL)	Mesa	1:05 pm
Wed	March 21	at Milwaukee	Maryvale	1:05 pm
Thurs	March 22	Colorado	Mesa	1:05 pm
Fri	March 23	at Los Angeles (AL)	Tempe	1:05 pm
Sat	March 24	Milwaukee	Mesa	12:05 pm
Sun	March 25	San Francisco (NBCSCA/95.7 FM The Game/A's Radio Network)	Oakland	1:05 pm
Mon	March 26	at San Francisco (95.7 FM The Game/A's Radio Network)	San Francisco	7:15 pm
Tues	March 27	at San Francisco (95.7 FM The Game/A's Radio Network)	San Francisco	6:05 pm

All Times are Pacific (ss) denotes split squad

SPRING TRAINING INFORMATION

REPORTING DATES: Pitchers and catchers report Tuesday, February 13 with the first workout the next day. The full squad reports Sunday, February 18 with the first full squad workout the next day.

MEDIA INFORMATION: For credentials or broadcast space, please contact Mark Ling at (510) 746-4418. A media lunch is served before all home games at a cost of \$8.00.

HEADQUARTERS HOTEL: Doubletree Guest Suites, 320 North 44th Street, Phoenix, Arizona, 85008. (602) 225-0500.

MINOR LEAGUE HEADQUARTERS: Lew Wolff Training Complex, 160 East Athletics Way, Mesa, Arizona, 85201. (480) 387-5800.

STADIUM: Hohokam Stadium (Capacity: 10,000), 1235 N. Center Street, Mesa, Arizona, 85201. (480) 907-5488. Press Box: (480) 907-5253.

PAST SPRING TRAINING RECORDS

YEAR	SITE	HOME			YEAR	SITE	HOME		
		RECORD	ATTENDANCE	DATES			RECORD	ATTENDANCE	DATES
1968	Bradenton, FL	15-12	—	—	1994	Phoenix, AZ	19-11	126,160	15
1969	Mesa, AZ	10-14	12,003	13	1995	Phoenix, AZ	15-11-1	41,893	15
1970	Mesa, AZ	15-13	17,614	14			6-4-2	16,617	6
1971	Mesa, AZ	12-15	14,889	16	1996	Phoenix, AZ	16-16-1	86,543	15
1972	Mesa, AZ	9-11	17,295	13	1997	Phoenix, AZ	17-15-1	103,298	18
1973	Mesa, AZ	14-10	21,206	14	1998	Phoenix, AZ	18-13	93,261	17
1974	Mesa, AZ	8-16	26,732	12	1999	Phoenix, AZ	16-17	92,110	16
1975	Mesa, AZ	7-11	36,732	10	2000	Phoenix, AZ	20-11-1	77,781	14
1976	Mesa, AZ	4-10	21,373	9	2001	Phoenix, AZ	22-10	110,876	15
1977	Mesa, AZ	12-15	24,446	16	2002	Phoenix, AZ	17-15-1	118,268	17
1978	Mesa, AZ	9-15	28,695	12	2003	Phoenix, AZ	16-13-2	81,537	14
1979	Scottsdale, AZ	12-10	13,295	9	2004	Phoenix, AZ	19-14-1	123,535	16
1980	Scottsdale, AZ	13-7	19,098	10	2005	Phoenix, AZ	15-18	129,434	17
1981	Scottsdale, AZ	17-10	37,899	13	2006	Phoenix, AZ	15-17	113,077	16
1982	Phoenix, AZ	8-14	42,043	10	2007	Phoenix, AZ	17-12-2	113,033	15
1983	Phoenix, AZ	14-11	28,621	9	2008	Phoenix, AZ	18-8	88,617	13
1984	Phoenix, AZ	12-14	33,352	12	2009	Phoenix, AZ	17-18-2	105,147	18
1985	Phoenix, AZ	13-13-1	49,718	13	2010	Phoenix, AZ	12-17-3	105,507	16
1986	Phoenix, AZ	17-12	68,292	15	2011	Phoenix, AZ	12-21-1	98,349	17
1987	Phoenix, AZ	14-15	88,994	14	2012	Phoenix, AZ	15-7-2	72,617	11
1988	Phoenix, AZ	14-16	129,120	15	2013	Phoenix, AZ	17-13-3	88,202	16
1989	Phoenix, AZ	19-13	152,416	16	2014	Phoenix, AZ	15-13-5	78,011	15
1990	Phoenix, AZ	6-10	81,490	9	2015	Mesa, AZ	22-11-2	110,059	15
1991	Phoenix, AZ	13-16-1	156,345	16	2016	Mesa, AZ	12-17-3	100,614	15
1992	Phoenix, AZ	15-13	131,460	14	2017	Mesa, AZ	16-18	99,008	16
1993	Phoenix, AZ	15-18-1	174,911	19					

ATHLETICS VIRTUAL PRESS BOX

The Oakland A's Virtual Press Box includes game notes, statistics, news links, lineups, minor league reports, press releases, rosters, post game notes and more. The site also features information from the visiting team for all home games.

The A's virtual press box also includes an expanded version of the Oakland A's Media Guide. The digital version of the A's Media Guide includes expanded statistics and postseason history. During the season, the guide will be updated with bios for any players acquired following the publication of the print version of the guide.

You can visit the A's Virtual Press Box at <http://pressbox.athletics.com> or by scanning the QR code on the right.



OAKLAND A'S IN THE COMMUNITY

One of the American League's eight charter franchises, the Oakland Athletics are now celebrating their 50th anniversary season in Oakland. The team is proud of its rich tradition and will continue to deliver experiences that enhance, connect, and entertain our community.

The A's are committed to meeting the social, cultural, and educational needs of the community and accomplish this work through the team's community engagement initiatives and its charitable arm, the A's Community Fund. A's Community takes an innovative and dynamic approach to support education, promote youth sports, and provide economic opportunity in order to help make Oakland and the East Bay a more equitable and inclusive community.

SUPPORTING YOUTH EDUCATION

The A's Community's education initiatives focus on three areas: literacy, STEM, and workforce development.

- Home Run Readers – Home Run Readers is a year-round literacy program that includes in-class incentives for achieving reading goals and an online curriculum.
- Teaching STEM through the game of baseball – The A's will provide teacher training and in-classroom curriculum and materials to teach STEM-related education through the game of baseball.
- Workforce Development – The Oakland A's are focused on working with high school and college students to provide career acceleration, student marketability, and access to jobs through workforce development initiatives, including job shadowing opportunities, job fairs, industry visits at the A's offices, and career exposure.

YOUTH BASEBALL AND SOFTBALL

The A's are committed to providing youth the opportunity to learn and grow their love of baseball and softball through the Youth Uniform Program, Fun at Bat, and baseball and softball clinics.

- Youth Uniform Program – The A's Youth Uniform Program, presented by Black Bear Diner, provides Bay Area youth leagues with A's uniforms and hats. In the second year of the program in 2017, more than 6,500 youth baseball and softball players across 20 leagues received uniforms. The program was made possible through a posthumous donation from longtime A's Season Ticket Member Elizabeth Ruchenski.
- Fun at Bat – The A's, in partnership with Playworks, launched Fun At Bat in 23 elementary schools across West Contra Costa Unified School District (WCCUSD) and Oakland Unified School District (OUSD), serving 10,325 youth. Fun At Bat is a bat and ball skills development program created for use in elementary school P.E. classes. The overarching goal of this program is to promote fun and active lifestyles for children, while also teaching the fundamental skills of bat and ball sports.
- Clinics – In 2018, the A's will host monthly clinics at the Coliseum, featuring baseball instruction by members of the A's coaching staff, alumni players, and current players. Clinic participants will learn the fundamentals about hitting, fielding, base running, throwing, and catching, as well as teamwork, sportsmanship, and conditioning.

VOLUNTEER PROGRAM

The A's are launching a new volunteer program in 2018 that strives to build a community that focuses on giving back. Through the volunteer program, the A's encourages fans to join us in giving back to Oakland and East Bay communities. Fans will have the opportunity to volunteer alongside our players and front office staff, and they will earn rewards based on the number of hours they spend volunteering. Rewards will include T-shirts, game tickets, field visits, and autographed items.

COMMUNITY TICKET PROGRAM

Through a partnership with the Commissioner's Community Initiative and MLB Players Give Back Program, the A's are happy to provide tickets to charitable organizations throughout the Bay Area. Our Community Ticket Program works to ensure that every organization that may not be able to afford it otherwise has a chance to experience a game as a group.



MEDIA GUIDE CREDITS

The 2018 Oakland Athletics Media Guide is a production of the Oakland Athletics Communications Department, Oakland Coliseum, 7000 Coliseum Way, Oakland, CA 94621. The guide was edited by Mike Selleck with assistance from Zak Basch, Mark Ling, Juan Dorado, Erica George and Debbie Gallas. The cover was designed by Mike Ono.

The 2018 Oakland Athletics Media Guide was printed by Dumont Printing, 1333 G Street, Fresno, CA 93706. Special thanks to Jill Skinner and Lori Sakoda.

Photography by Michael Zagaris, Oakland A's; Ron Riesterer, Oakland Tribune; Doug McWilliams; National Baseball Hall of Fame and Oakland A's archives.

Statistical assistance from Major League Baseball's Information System, Elias Sports Bureau, Stats Inc., Bill Arnold of The Sports Features Group, Retrosheet and Baseball Reference.

Additional and updated information, statistics or photos are available to accredited news sources by contacting the A's Communications Department or by logging onto the team's virtual pressbox—pressbox.athletics.com.