



# 2019 MEDIA GUIDE

## **MATT OLSON**

*Rawlings AL  
Gold Glove, 1B*



## **MATT CHAPMAN**

*Rawlings AL Gold Glove, 3B  
Rawlings Platinum Glove  
Wilson Defensive Player of the Year*



## **BOB MELVIN**

*BBWAA AL Manager of the Year*





# 2019 OAKLAND A's SCHEDULE

## MARCH

SUN	MON	TUE	WED	THU	FRI	SAT
JAPAN 17	JAPAN 18		SEA 20	SEA 21		
EXHIBITION	EXHIBITION		2:35p JAPAN	2:35p JAPAN		
SF 24	SF 25	SF 26		LAA 28	LAA 29	LAA 30
1:07 EXHIBITION	6:45 EXHIBITION	6:45 EXHIBITION		1:07	7:07	6:07 ▲
LAA 31				OPENING DAY	OPENING NIGHT	
1:07						

## APRIL

SUN	MON	TUE	WED	THU	FRI	SAT
	BOS 1	BOS 2	BOS 3	BOS 4	HOU 5	HOU 6
	7:07	7:07	7:07	12:37	5:10	4:10
HOU 7	BAL 8	BAL 9	BAL 10	BAL 11	TEX 12	TEX 13
11:10	4:05	4:05	4:05	9:35	5:05	5:05
TEX 14		HOU 15	HOU 16	HOU 17	TOR 18	TOR 19
12:05		7:07	7:07		7:07	1:07
TOR 21	TEX 22	TEX 23	TEX 24		TOR 26	TOR 27
1:07	7:07	7:07	12:37		4:07	12:07
TOR 28	BOS 29	BOS 30				
10:07	4:10	4:10				

## MAY

SUN	MON	TUE	WED	THU	FRI	SAT
			BOS 1		PIT 3	PIT 4
			10:05		4:05	4:05 ▲
PIT 5		CIN 7	CIN 8	CIN 9	CLE 10	CLE 11
10:35		7:07	7:07	12:37	6:37	1:05 ▲
CLE 12	SEA 13	SEA 14		DET 16	DET 17	DET 18
1:07	7:10	7:10		10:10	4:10	1:10
DET 19	CLE 20	CLE 21	CLE 22		SEA 24	SEA 25
10:10	3:10	3:10	10:10		7:07	1:07
SEA 26	LAA 27	LAA 28	LAA 29		HOU 31	
1:07	1:07	7:07	12:37		7:07	

## JUNE

SUN	MON	TUE	WED	THU	FRI	SAT
						HOU 1
						7:07
HOU 2		LAA 4	LAA 5	LAA 6	TEX 7	TEX 8
1:07		7:07	7:07	7:07	5:05	6:05
TEX 9	TB 10	TB 11	TB 12		SEA 14	SEA 15
12:05	4:10	4:10	9:10		6:37	6:07
SEA 16	BAL 17	BAL 18	BAL 19	TB 20	TB 21	TB 22
1:07	7:07	7:07	12:37	7:07	1:07	1:07
TB 23		STL 25	STL 26	LAA 27	LAA 28	LAA 29
1:07		5:15	4:15	7:07	7:07	7:07
LAA 30						
1:07						

## JULY

SUN	MON	TUE	WED	THU	FRI	SAT
		MIN 1	MIN 2	MIN 4	SEA 5	SEA 6
		7:07	6:07	1:07	7:10	7:10
SEA 7						
1:10		ALB STAR GAME			CWS 12	CWS 13
					7:07	1:07 ▲
CWS 14		SEA 16	SEA 17	MIN 18	MIN 19	MIN 20
1:07		7:07	12:37	5:10	5:10	4:10
MIN 21	HOU 22	HOU 23	HOU 24	TEX 25	TEX 26	TEX 27
11:10	5:10	5:10	5:10	7:07	7:07	6:07
TEX 28		MIL 30	MIL 31			
1:07		7:07	7:07			

## AUGUST

SUN	MON	TUE	WED	THU	FRI	SAT
				MIL 1		STL 3
				12:37		6:07
STL 4	CHC 5	CHC 6	CHC 7		CWS 9	CWS 10
1:07	5:05	5:05	11:20		12:10	4:10
CWS 11		SF 13	SF 14	HOU 15	HOU 16	HOU 17
11:10		6:45	12:45	7:07	7:07	1:05 ▲
HOU 18		NYN 20	NYN 21	NYN 22		SF 24
1:07		7:07	7:07	6:37		6:07
SF 25	KC 26	KC 27	KC 28	KC 29	NYN 30	NYN 31
1:07	5:15	5:15	5:15	10:15	4:05	10:05

## SEPTEMBER

SUN	MON	TUE	WED	THU	FRI	SAT
NYN 1		LAA 3	LAA 4	LAA 5	DET 6	DET 7
10:05		7:07	7:07	12:37	7:07	6:07
DET 8	HOU 9	HOU 10	HOU 11	HOU 12	TEX 13	TEX 14
1:07	5:10	5:10	5:10	5:10	5:05	5:05
TEX 15	KC 16	KC 17	KC 18		TEX 20	TEX 21
12:05	7:07	7:07	12:37		7:07	6:07
TEX 22		LAA 24	LAA 25	SEA 26	SEA 27	SEA 28
1:07		7:07	7:07	7:10	7:10	6:10
SEA 29						
12:10						

As of 1/9/2019

■ HOME \* FIREWORKS  
■ JAPAN

ALL TIMES PACIFIC  
GAMES/TIMES SUBJECT TO CHANGE

**EVERY FRIDAY HOME GAME IS AUTHENTIC FAN FRIDAY PRESENTED BY NBC SPORTS CALIFORNIA!**

[athletics.com/social](https://athletics.com/social)



*A's President Dave Kaval and the inaugural class of the Athletics Hall of Fame: Rollie Fingers, Rickey Henderson, Dennis Eckersley, Helen Hunter (wife of Catfish Hunter), Paul Finley (son of Charlie Finley), Reggie Jackson and Dave Stewart*

# TABLE OF CONTENTS

## FRONT OFFICE

Table of Contents	2
Front Office Directory	4
Front Office Profiles	8
Baseball Operations	15
Sports Medicine Staff	19
Medical Consultants	21
Clubhouse and Staff	21
Additional Clubhouse Staff	23
Business Operations	23
Front Office Staff	27

## 2019 ATHLETICS

Manager and Coaches	36
The Players	46
Roster	332

## 2018 SEASON IN REVIEW

Season in Review	336
Batting and Pitching Statistics	343
Fielding Statistics	344
Day-By-Day Results	345
Wild Card Statistics	349
Wild Card Results	349
Wild Card Day-By-Day	350
Miscellaneous Stats	350
Club Statistics	351
Highs and Lows	351
Batting with RISP	353
Batting with the Bases Loaded	354
Designated Hitting Statistics	354
Pinch Hitting Statistics	354
Batting and Pitching Breakdown	355
Player Transactions	355
Stats At The All-Star Break	360
Stats after the All-Star Break	361
Stats in March/April	362
Stats in May	363
Stats in June	364
Stats in July	365
Stats in August	366
September Statistics	367
Stats at Home	368
Stats on the Road	369
Stats during the Day	370
Stats at Night	371
Stats vs. Left-Handers	372
Stats vs. Right-Handers	373
Final Standings	374
Major League Attendance	375
AL Team Leaders	376
AL Batting Leaders	378
AL Pitching Leaders	380
AL Rookie Batting Leaders	382
AL Rookie Pitching Leaders	383
NL Team Leaders	384
NL Batting Leaders	386
NL Pitching Leaders	388
NL Rookie Batting Leaders	390
NL Rookie Pitching Leaders	391
Final Spring Training Statistics	392
Spring Training Results	394

## RECORDS

Athletics Year-By-Year	396
Athletics vs. the American League	398
Athletics vs. the National League	400
Athletics in Divisional Play	400
Oakland A's Month-by-Month	401
Athletics Franchise Records	402
Oakland Athletics Records	407
Franchise Career Batting Leaders	414
Oakland Career Batting Leaders	415
Franchise Career Pitching Leaders	416
Oakland Career Pitching Leaders	417
Franchise Season Batting Leaders	418
Oakland Season Batting Leaders	419
Franchise Season Pitching Leaders	420
Oakland Season Pitching Leaders	421
Athletics Year-By-Year Batting	422
Athletics Year-By-Year Pitching	424
Athletics Year-By-Year Fielding	426
Athletics Year-By-Year Batting Leaders	428
Athletics Year-By-Year Pitching Leaders	434
Athletics Home Run History	439
Oakland Athletics Streaks	444
Athletics Low-Hit Games	445
Oakland Athletics Steals of Home	446
Career Games Played Leaders	447
Homestands and Road Trips	448
Longest Games in Oakland History	448
Game Times	449
Oakland A's at the All-Star Break	449
High Scoring Games in Oakland History	450
Biggest Comebacks and Blown Leads	450
The Last Time It Happened	451

## HISTORY

Athletics History	454
Notable Performances & Award Winners	455
Athletics Hall of Fame	459
Athletics in the National Baseball Hall of Fame	461
The A's Elephant	461
Athletics All-Star Game Selections	462
Oakland Athletics in Season Openers	463
Oakland A's Opening Day Lineups	464
The Championship Years	466
All-Time Postseason Results	470
Postseason Team Totals	474
Division Series Records	476
League Championship Series Records	478
World Series Records	480
Postseason Records	482
Postseason Career Leaders	484
Postseason Single Game Bests	485
Postseason Series Year-By-Year Recap	486
Athletics All-Time Roster	588
Oakland A's Coaches	596
Most Recent Trades With Each Team	596

## OPPONENTS

Baltimore Orioles .....	598
Boston Red Sox .....	599
Chicago White Sox .....	600
Cleveland Indians .....	601
Detroit Tigers .....	602
Houston Astros .....	603
Kansas City Royals .....	604
Los Angeles Angels .....	605
Minnesota Twins .....	606
New York Yankees .....	607
Seattle Mariners .....	608
Tampa Bay Rays .....	609
Texas Rangers .....	610
Toronto Blue Jays .....	611
Chicago Cubs .....	612
Cincinnati Reds .....	612
Milwaukee Brewers .....	613
Pittsburgh Pirates .....	614
St. Louis Cardinals .....	614
San Francisco Giants .....	615

## PLAYER DEVELOPMENT

Athletics Minor League Directory .....	618
Athletics Scouting Assignments .....	619
Athletics Minor League Affiliates .....	621

Minor League Field Staff .....	622
Las Vegas Aviators Staff .....	627
Midland RockHounds Staff .....	629
Stockton Ports Staff .....	631
Beloit Snappers Staff .....	633
Vermont Lake Monsters Staff .....	635
Arizona A's Green Staff .....	637
Arizona A's Gold Staff .....	639
Minor League Schedules .....	641
Minor League Statistics .....	643
Organizational Leaders .....	650
Organizational Standings .....	651
2018 Draft Picks .....	652
Organizational Players .....	653

## MISCELLANEOUS

Oakland Alameda County Coliseum .....	690
Coliseum Attendance Records .....	691
Coliseum Rainouts & Shortened Games .....	693
Media Information and Policies .....	694
Athletics On The Air .....	696
Athletics Broadcast History .....	699
Spring Training Schedule .....	701
Spring Training Information .....	702
Past Spring Training Records .....	702
Oakland A's In The Community .....	703

## INDEX TO SELECTED FILLERS

20-Game Winners, Oakland A's .....	324	Milestone Home Runs, Athletics and Oakland .....	259
20-Game Winning Streak, Oakland A's .....	331	Milestones Within Reach .....	327
100 or more RBI, Oakland A's Consecutive Seasons with ..	249	Minor League Affiliates, A's Recent .....	620
All-Star Game Trivia, Athletics .....	460	Minor League All-Stars .....	642
At a glance, A's .....	353	Minor League Players and Pitchers of the Week .....	649
Batting Practice Schedule, Coliseum .....	112	Monthly Bests, Athletics Franchise .....	156
Built, How the A's Were .....	296	Multi-Homer Games, Oakland A's Most in a Season .....	264
Clinching Dates .....	44	Multi-Homer Game, Youngest Oakland A's with a .....	302
Coaching Assignments, Oakland A's Recent .....	41	No Hit, Consecutive Games Without Being .....	646
Coliseum Firsts .....	152	Non-Roster Invitees, Recent to play for Oakland .....	191
Coliseum Quick Facts .....	690	Opening Day, Oakland A's Most Consecutive Starts .....	175
Comeback, Athletics Biggest .....	630	Opening Day, Oakland A's Most Starts .....	175
Consecutive Games Played, Oakland A's .....	447	Opening Day, Oakland A's Most Starts by Position .....	175
Contract Status, Oakland A's .....	272	Opening Day, Oakland A's Oldest Starters .....	463
Cycle, Athletics who have hit for the .....	43	Opening Day, Oakland A's Youngest Starters .....	463
Designated Hitter Rule .....	416	Pitchers Career Hitting, Oakland A's .....	149
Directory, MLB .....	609	Player and Pitcher of the Year, A's Organizational .....	652
Disabled List, A's .....	341	Player of the Week, A's Recent .....	456
Doubleheaders, Oakland A's Day/Night .....	452	Players Who Have Pitched, Oakland A's .....	311
Doubleheaders, Oakland Athletics .....	349	Postseason Bests .....	455
Ejections, Oakland A's Recent .....	701	Presidents, Oakland A's .....	8
First Round Draft Picks, A's .....	640	Relief Pitcher Effectiveness .....	358
Five-hit games, Oakland A's .....	411	Retired Numbers, Athletics .....	459
Franchise Facts .....	603	Rookie Rule .....	84
General Managers, Oakland A's .....	10	Runs, 10 or more in an inning .....	350
Ground Rules, Coliseum .....	693	Save Rule .....	420
Hitless Innings, Oakland A's Consecutive .....	197	Saves, Consecutive with none blown, Athletics .....	314
Hitting Streaks, Athletics Top .....	413	Scoreless Streaks, Longest by Oakland Pitchers .....	421
Homerless Streaks, Longest by Oakland Pitchers .....	421	Starts in the Batting Order .....	347
Home Run Derby Participants, Athletics .....	595	Triple Plays, Athletics Grounded Into .....	204
Home Runs, Athletics Milestone .....	259	Triple Plays, Athletics Turned .....	201
Lasts by A's Pitchers .....	417	Winning Streak, Oakland A's Longest vs. One Team .....	638
Managers, Athletics .....	37	Winning Streaks, Longest by Oakland A's Pitchers .....	14
Milestone Hits, Oakland A's .....	651		



**OAKLAND ATHLETICS**

Stadium/Mailing Address:  
Oakland Alameda County Coliseum  
7000 Coliseum Way  
Oakland, CA 94621

Business Office:  
55 Harrison Street, 3rd Floor  
Oakland, CA 94607

510-638-4900  
athletics.com

## **FRONT OFFICE DIRECTORY**

### **EXECUTIVES**

Owner/Managing Partner .....	John Fisher
President .....	David Kaval
Executive Vice President of Baseball Operations .....	Billy Beane
Chief Operating Officer .....	Chris Giles
Chairman Emeritus .....	Lew Wolff
Board Member .....	Bill Gurtin
Board Member .....	Keith Wolff
Board Member .....	Sandy Dean
Executive Assistant to the COO .....	Kai Glass

### **Office of the President**

Special Assistant to the President .....	Rickey Henderson
Chief of Staff .....	Miguel Duarte
Vice President, External Affairs .....	Taj Tashombe
Manager, Neighborhood Engagement .....	Warren Chu
Manager, Project Development .....	Noah Rosen
Executive Assistant, Office of the President .....	Curtis Wiggington
Executive Administrator, Office of the President .....	Colette Lucas-Conwell

### **BASEBALL OPERATIONS**

General Manager .....	David Forst
Manager .....	Bob Melvin
Assistant General Manager, Major League and International Operations .....	Dan Feinstein
Assistant General Manager .....	Dan Kantrovitz
Assistant General Manager/Director of Player Personnel .....	Billy Owens
Special Assistant to General Manager .....	Grady Fuson
Special Assistant to General Manager .....	Chris Pittaro
Director of Scouting .....	Eric Kubota
Director of Player Development .....	Keith Lieppman
Director of Minor League Operations .....	Zak Basch
Senior Advisor to Baseball Operations .....	Sandy Alderson
Special Assistant to Baseball Operations .....	Scott Hatteberg
Director of Baseball Administration .....	Pamela Pitts
Director of Team Travel .....	Mickey Morabito
Director, Baseball Systems .....	Rob Naberhaus
Research Scientist .....	David Jackson-Hanen
Baseball Operations Analysts .....	Pike Goldschmidt, Ben Lowry
Scouting Coordinator .....	Haley Alvarez
Scouting Assistant .....	Greg Ledford
Video Coordinator .....	Adam Rhoden
Minor League Technology & Development Manager .....	Ed Cidlitz
Minor League Video Assistant .....	Jimmy Leo
Executive Assistant .....	Betty Shinoda
Player Development Coordinator .....	Nancy Moriuchi

**Clubhouse**

Equipment Manager .....	Steve Vucinich
Visiting Clubhouse Manager .....	Mike Thalblum
Assistant Equipment Manager .....	Brian Davis
Umpire & Clubhouse Assistant .....	Matt Weiss
Senior Facility Manager, Arizona .....	James Gibson
Merchandise and Minor League Equipment Coordinator .....	Thomas Miller
Arizona Clubhouse Manager .....	Chad Yaconetti

**Medical Staff**

Head Trainer .....	Nick Paparesta
Assistant Trainers .....	Jeff Collins, Brian Schulman
Strength & Conditioning Coach .....	Josh Cuffe
Assistant Strength & Conditioning Coach .....	Terence Brannic
Major League Massage Therapist .....	Ozzie Lyles
Senior Coordinator of Medical Services .....	Larry Davis
Team Physician .....	Dr. Allan Pont
Team Orthopedists .....	Dr. Jon Dickinson, Dr. Will Workman
Arizona Team Physician .....	Dr. Fred Dicke
Internal Medicine Consultant .....	Dr. Elliott Schwartz

**COMMUNICATIONS AND COMMUNITY**

Vice President, Communications and Community .....	Catherine Aker
--	----------------

**Communications**

Director of Baseball Communications .....	Fernando Alcalá
Strategic Communications Manager .....	Erica George
Baseball Information Manager .....	Mike Selleck
Baseball Communications Manager .....	Mark Ling

**Community Engagement**

Director, Community Engagement .....	Stephanie Gaywood
Manager, Community Engagement .....	Whitney Campbell
Manager of Youth Baseball and Softball Programs .....	Matt Langseth
Community Engagement Coordinator .....	Allegra Armas, Sarah Hoover
Assistant, Youth Baseball & Softball Programs .....	Kyle Grozen

**MARKETING**

Vice President, Marketing .....	Troy Smith
---------------------------------	------------

**Brand**

Director, Marketing .....	Travis LoDolce
Marketing Manager .....	Charlie Hunts
Promotions Coordinator .....	Tavis McDowell
Social Media Coordinator .....	Kyle Skinner
Marketing Assistant .....	Barbara Lantz
Digital Marketing Sales Analyst .....	Amar Desai
Team Photographer .....	Michael Zagaris

**Creative**

Creative Director .....	Ben Mayberry
Creative Services Manager .....	Mike Ono
Creative Services Coordinator .....	Rhonda Romero
Graphic Designer .....	Garrett Lyons

**Performance Marketing & Broadcasting**

Director, Performance Marketing & Broadcasting .....	Matthew Perl
Experiential Marketing Manager .....	Mari Lee
Broadcasting & Media Content Coordinator .....	Joey Liberatore
Team Announcers .....	Ray Fosse, Ken Korach, Glen Kuiper, Vince Cotroneo, Dallas Braden

**Special Events**

Director of Special Events .....	Stephanie Tran
Special Events Coordinator .....	Jen Otoshi, Veronica Rivas

**Ballpark Entertainment & Video Content**

Executive Producer of Ballpark Entertainment & Video Content .....	Amelia Schimmel
Senior Manager, Ballpark Events .....	Heather Rajeski
Ballpark Events Coordinator .....	Kalli Rutherford
A's Productions Manager .....	Justin Marshall
Motion Graphics Manager .....	Daniel Contreras

## Front Office Directory, continued

Motion Graphics Coordinator	Ryan Little
Video Producer	Matt Desmond
Video Editor	Max Lehman
Ballpark Entertainment Production Coordinator	Charlie Kenneweg
Ballpark Entertainment and Mascot Coordinator	Michelle Minahen
Public Address Announcer	Dick Callahan
In-Game Host	Kara Tsuboi
Mascot	Stomper

### CORPORATE PARTNERSHIPS

Vice President of Corporate Partnerships and Hospitality	Wade Martin
Senior Director of Corporate Partnerships	Greg Rieber
Director of Partnership Marketing	Cat Mundy
Senior Managers of Partnerships	Blake Nahlen, John Nowicki, Geoff Sinnott, Andy Szabo
Partnership Marketing Manager	Zach Markell
Partnership Marketing Coordinators	Lucas Coyle, Payton Sprague

### STRATEGY & BUSINESS OPERATIONS

Vice President, Sales & Strategy	Ashwin Puri
----------------------------------	-------------

#### Strategy

Director of Business Analytics	Mark Bashuk
Director, Strategy and Business Operations	Taylor Lien
Manager, Strategy & Business Operations	Seth Bohne
Strategic Assistant to the President	Dash Davidson
Financial Planning & Analytics Manager	Garrett Ley
Senior Manager of Business Analytics	Daniel Roach
Ticket Sales Analyst	Luke Salmas
CRM Coordinator	Raymond Rondez
Analyst, Strategy & Business Operations	James Manriquez
Marketing Data Analyst	Caroline Bernardi
Pricing Analyst	Julie Parra

#### Authenticated Merchandise

Manager of Authentication	Erik Farrell
---------------------------	--------------

#### Ticket Sales

Director, Ticket Sales	Aaron Dragomir
Sr. Account Executives, Business Development	Parker Newton, Chris Van Dyne
Account Executives, Business Development	Nicole Bailey, Scott Brinkman, Arianna Cruz, Brian Howard, Richard Kaye, Laura Koerber, Nick Robbin, Allie Rumpalos, Christian Suarez, Adam Watts, Brian Wulf, Jory Zemanek
Director, Group Sales	Josh Feinberg
Manager, Group Sales	Alissa Persichetti
Sr. Account Executive, Group Sales	Phil Chapman
Account Executives, Group Sales	Ashley Carrillo, Troy Colyer, Will Culbertson, Paris Freeman, Justin Jabs Eric Kohler, Jordan Kurtz, Mark Manos, Michael Rodgers, Kaitlyn Welsh
Ticket Sales Assistant	Meagan Haight
Director, The CORE	Eddie Eixenberger
Sales Manager, The CORE	Christopher Flynn
Associates, The CORE	Sabrina Blackwell, Kristin Chaney, Lisa Dano, Kerwin Ferrette, Jasmine Hamilton, Curtis Hinkle, Sean MacDuffee, Courtney Oliver, Kayla Taylor, Casey Van Camp, Spencer Wilson

#### New Ballpark Sales

Director, New Ballpark Sales	Suzu Alvarez
Senior Manager, Premium & New Ballpark Sales	Tyler Heinkel
Senior Analyst, New Ballpark Sales	Jake Meagher
Sales Development Representatives	Ryan Brand, Jackson Rowley

#### Spring Training Business Operations

Director, Spring Training Business Operations	Joe Pun
Spring Training Sales Manager	Scott Krinsky
Spring Training Activation & Community Manager	Sydney Sprenger

### TICKET SERVICES & OPERATIONS

#### Ticket Services

Senior Director of Service & Retention	Josh Ziegenbusch
Director of Membership & Premium Services	Michael Neis



Membership Services Manager .....	..... Matt Seu
Account Executives, Membership Services .....	..... Christian Aguinaldo, Erika Busch, Zach Hernandez, Jenna Inman, ..... Ross Melen, Xavier Rentz, Mariah Stevenson
Membership Services Representatives .....	..... Amanda DeMello, Allie Guido
Premium Services Manager .....	..... Nicola Norris
Premium Services Coordinator .....	..... Deepika Desai

### Ticket Operations

Director of Ticket Operations .....	..... David Adame
Senior Manager, Ticket Operations .....	..... Austin Redman
Box Office Coordinator .....	..... Patricia Heagy
Ticket Operations Coordinator .....	..... JJ Vanni

### **STADIUM OPERATIONS**

Vice President, Stadium Operations .....	..... David Rinetti
Senior Director of Stadium Operations .....	..... Paul La Veau
Senior Manager of Stadium Operations Events .....	..... Kristy Ledbetter
Senior Manager of Stadium Services .....	..... Randy Duran
Guest Services Manager .....	..... Elisabeth Aydelotte
Stadium Operations Manager .....	..... Matt Van Norton
Stadium Operations Systems Manager .....	..... Jason Silva
Stadium Operations Human Resource Manager .....	..... Tina Buss
Stadium Operations Events Assistant .....	..... Andrew Hudgins
Stadium Operations Scheduler .....	..... Sarah Halsey
Stadium Operations Payroll Specialist .....	..... Desiree Powers
Guest Services Assistant .....	..... Nick Bigot
Head Groundskeeper .....	..... Clay Wood
Assistant Groundskeeper .....	..... Zack Ricketts
Arizona Groundskeeper .....	..... Chad Huss

### **PEOPLE OPERATIONS**

Vice President, People Operations .....	..... Andre Chambers
Human Resources Manager .....	..... Elizabeth Espinoza
Human Resources Coordinator .....	..... Katie Strehlow
Talent Consultant/Recruiter .....	..... Noelle Tawney

### Alumni and Family Relations

Director, Alumni and Family Relations .....	..... Detra Paige
Senior Coordinator, Alumni and Family Relations .....	..... Melissa Guzman

### **FINANCE AND ADMINISTRATION**

Vice President, Finance .....	..... Adam Buckfelder
-------------------------------	-----------------------

### Finance and Accounting

Senior Director of Finance .....	..... Kasey Jarcik
Director of Accounting .....	..... John Anki
Payroll Manager .....	..... Rose Dancil
Accounting Manager .....	..... Nick Cukar
Senior Accountant, Accounts Payable .....	..... Isabelle Mahaffey
Senior Accountant .....	..... Danna Mouat, Paul Basilio
GL Accountant .....	..... Stephen Curry

### Administration

Executive Assistant .....	..... Fallan Groth
Office Services Coordinator .....	..... Andrea Ramsey

### **LEGAL**

General Counsel .....	..... Neil Kraetsch
Assistant General Counsel .....	..... D'Lonra Ellis
Associate Counsel .....	..... Chidi Oteh

### **TECHNOLOGY**

Vice President, Technology .....	..... Vince Vengapally
Senior Manager of IT .....	..... David Frieberg
Manager, Technology Innovation .....	..... Dylan Webster
Technology Innovation Analysts .....	..... Miguel Guiza, Kevin de Roulet
Senior Systems Administrator .....	..... Kevin Lowe
IT Support Administrators .....	..... Shaunna Brotherton, Dave Cramer
Senior Director Engineering & Multimedia Services .....	..... David Don

## DAVID KAVAL



### President

On Nov. 17, 2016, David Kaval was named the seventh president in Oakland Athletics history.

As one of the most dynamic leaders currently in sports, Kaval has led a complete transformation of the organization. He has repositioned the internal and external perception of the Club and has driven a number of innovative initiatives to propel the business forward.

In his two seasons as president, he has enhanced the fan experience by making upgrades to the Oakland Coliseum, including the addition of a number of club and premium seating areas, renovating Shibe Park Tavern, and introducing three new fan areas: Championship Plaza, The Treehouse and a kids' zone for the 2019 season.

He has also innovated the fan experience by removing the tarps on the upper deck, introducing a modern version of the beloved mechanical Harvey the Rabbit to deliver the first pitch ball, and naming the playing surface at the Coliseum "Rickey Henderson Field." Last season, the Club hosted the first free game in MLB history for 46,028 fans on April 17, 2018 to celebrate the 50th anniversary of the A's first game in Oakland. On July 21, 2018, the A's set a Coliseum record for the largest attendance with a crowd of 56,310 when the team played host to the San Francisco Giants.

Kaval is leading the Club's efforts to open a new ballpark in Oakland. During 2018, Kaval led a team to conduct extensive community outreach, including meeting with more than 100 local and state officials, engaging 80 local community-based organizations, and convening more than 500 Oakland residents. The outreach resulted in the Club assessing the feasibility of Howard Terminal for their new home and the potential redevelopment of the Oakland Coliseum. The Club will spend 2019 in the CEQA process, with a goal of opening a new park in 2023. Kaval is determined to make the ballpark project bigger than baseball by generating significant economic and community benefits for Oakland, including job creation, economic development, and new civic, educational, and recreational amenities.

In addition to delivering the best baseball experience for the team's fans, he is committed to increasing the organization's community impact. In 2018, the Club donated more than \$2.6M back to the community, distributed more than 100,000 game tickets free of charge to fans, engaged more than 35,000 students in educational initiatives, and provided nearly 10,000 youth baseball and softball players and coaches the opportunity to play.

Kaval previously served as the President of the San Jose Earthquakes of Major League Soccer. He oversaw the business and soccer operations of the franchise and represented the Club on the Major League Soccer Board of Governors. He continues to serve as a Board Member of the San Jose Earthquakes.

### OAKLAND A'S PRESIDENTS

President	Years
Charles O. Finley	1968-80
Roy Eisenhardt	1981-86
Walter J. Haas	1990-92
Sandy Alderson	1993-95; 1997-98
Steve Schott	1996
Michael Crowley	1998-2016
David Kaval	2017-present

During his time with the Quakes, the team won the 2012 Supporters' Shield, which is awarded to the MLS team with the best regular season record. His success with the team culminated in the opening of Avaya Stadium – the Quakes' \$100M privately financed soccer stadium – on March 22, 2015. Kaval developed the innovative \$20M naming rights partnership with Avaya, which helped create the world's first cloud-enabled stadium and some of the fastest WiFi speeds of any sports venue open today. Since opening its gates, Avaya Stadium has held numerous events including the 2016 AT&T MLS All-Star Game, World Cup Qualifiers featuring the

U.S. Men's National Soccer Team, exhibition matches featuring U.S. Women's National Soccer Team and the Silicon Valley Rugby 7's Tournament. The 18,000-seat venue also houses the largest outdoor bar in North America.

Prior to joining the Earthquakes, Kaval founded the independent Golden Baseball League (GBL) in 2003. Memorable GBL alumni include Hall of Famer Rickey Henderson, Jose Canseco,

Daniel Nava, Jose Lima, and Mark Prior. Kaval has also spent time in the Office of the President of the United States in Washington, D.C., where he worked on the National Security budget as part of the Office of Management and Budget (OMB).

He serves on a number of boards, including the Bay Area Council and Rocketship Education, in addition to the National Governing Board of the Positive Coaching Alliance (PCA) and the Young Presidents' Organization (YPO).

In 2000, Kaval co-authored a book entitled "The Summer that Saved Baseball," which highlighted a tour of all 30 Major League Baseball ballparks in the summer of 1998. He is also a lecturer in management at the Stanford Graduate School of Business (GSB) where he teaches sports management.

A native of Cleveland, Ohio, Kaval earned a B.A. with honors in international relations and an M.B.A. from Stanford University. He is a long-time resident of Menlo Park, Calif., and lives there with his wife and two daughters.

## CHRIS GILES

### Chief Operating Officer

Chris Giles is entering his second full season as the Chief Operating Officer. As the Club's first COO, he is responsible for managing all strategy and business operations functions, including sales, corporate partnerships, marketing, PR, technology, finance, and administration. Giles has spearheaded a number of key business initiatives that have significantly grown the Club's revenue and marketability.

Giles joined the A's in March 2017 as a strategic advisor and was named the Club's COO just four months later. Giles restructured the business operations leadership team and created a new organizational strategy. He also developed and implemented the first access-based ticketing model (A's Access) in professional sports, which grew new season ticket membership by more than four times.

Prior to joining the A's, Giles was the head of sales and marketing for the NFL's On Location Experience, overseeing sales and marketing efforts for Super Bowl LI. Through the 2015 NFL season, Giles served as the San Francisco 49ers' Vice President of Sales and Strategy. In this role, Giles was instrumental in the successful launch of Levi's Stadium, overseeing sales, major and private events, tours, concessions, and retail. Under his leadership, Levi's Stadium quickly built a reputation as a world-class sports and entertainment venue.

During his time with the 49ers, he also led the organization's strategic planning and business intelligence division, providing internal strategy and data analytics consulting and building new businesses on behalf of the team. He spearheaded the efforts to develop and launch the Levi's Stadium Technology platform, a technologically enhanced game day experience that is influencing sports venues across North America and around the world. He later developed the business plan to spin off the technology, creating the company VenueNext.

Giles has additional experience at the Pac-12 Network and Conference, managing sponsorship and network advertising sales efforts and working to expand the conference membership to 12. He worked closely with Pac-12 Commissioner Larry Scott to negotiate a \$3B licensed media rights deal with Fox and ESPN and to secure initial distribution agreements for the Pac-12 Network.

Giles was named to the 2018 class of Forty Under 40 for Diablo Magazine. He is a lecturer at the University of California at Berkeley's Haas School of Business and a member of the Board of Directors for the Ellie May Classic golf tournament. He holds a B.S. in Finance from Fresno State and an M.B.A. from the Haas School of Business at the University of California. Giles, a native of Clovis, Calif., currently lives in Pleasanton, Calif. with his wife, Leah, twin boys, Jake and Benson, and daughter, Emmerson.



## BILLY BEANE

### Executive Vice President, Baseball Operations

Billy Beane, who is considered one of the most progressive and talented executives in the game today, has molded the A's into one of baseball's most respected teams since he was named head of baseball operations following the 1997 season. He was promoted to his current position of executive vice president of baseball operations on Oct. 5, 2015 after 18 seasons as general manager.

Under his watch, the A's have compiled a 1793-1607 (.527) record over the last 21 years, which is the fourth-best record in the American League and seventh best in all of baseball during that time frame. The A's have six American League West titles (2000; 2002-03; 2006; 2012-13) and have secured three AL Wild Card spots (2001; 2014; 2018) during that span. His teams have posted 90 or more wins in nine of the last 19 years. The A's nine postseason appearances since the 2000 season are sixth most among all Major League teams, trailing only New York-AL (15), St. Louis (12), Los Angeles-NL (10), Boston (10) and Atlanta (10).

Beane received MLB's inaugural Executive of the Year award in 2018 and has been named Major League Executive of the Year by Baseball America two times (2002; 2013) and The Sporting News Executive of the Year three times as well (1999; 2012; 2018). He also earned MLB.com's Greatness in Baseball Yearly (GIBBY) Award as the 2012 MLB Executive of the Year and the 2012 Legacy Awards' Rube Foster Award as AL Executive of the Year, presented by the Negro League Baseball Museum. In November of 2001, Beane was named to Street & Smith's Sport Business Journal's "40 Under 40" list, honoring the nation's top 40 sports executives under the age of 40.

Additionally, Beane earned the prestigious Inspirational Leader Award from Leaders in Sport at the 2017 Sport Business Summit in London, and was recently named to the Forbes list of 100 Greatest Living Business Minds.

During his tenure, A's players have garnered numerous individual accolades. Jason Giambi and Miguel Tejada earned American League Most Valuable Player awards in 2000 and 2002, respectively. Barry Zito was named the American League's Cy Young Award winner in 2002 while Bobby Crosby (2004), Huston Street (2005) and Andrew Bailey (2009) have all won AL Rookie of the Year honors.

Beane has continually remolded a team that has posted one of the majors' best records over the last decade. Over the years, his ability to acquire pivotal players through trades has proven instrumental in keying several playoff runs.

Beane's executive talents and the organization's baseball philosophy were the subject of Michael Lewis' best-selling book "Moneyball: The Art of Winning an Unfair Game," which opened the eyes of many of the top sports executives and business CEOs in the nation. The book has since been made into a full-length motion picture featuring Brad Pitt in the starring role, which premiered in 2011.

As a result, Beane remains in great demand on the national speaking circuit, where he regularly addresses top companies on his management approach of identifying and using undervalued assets to create and sustain a competitive edge. He sits on the board of directors for the Dutch professional football club AZ Alkmaar and recently became a minority owner of the British football club Barnsley FC.



### OAKLAND A'S HEAD OF BASEBALL OPERATIONS

General Manager	Years
Charles O. Finley	1968-79
Billy Martin	1980-82
Walt Jocketty, Dick Wincek	1983
Sandy Alderson	1983-97
Billy Beane	1997-Present

Further demonstrating his unique tastes and interests, Beane was invited to speak at Rupert Murdoch's News Corp. management retreat in Pebble Beach, Calif. in 2006, an event that focused on issues such as volunteerism, technology and politics, and featured leaders and luminaries from around the world. Among the VIP who attended were British Prime Minister Tony Blair, Israeli Vice Premier Shimon Peres, former President Bill Clinton, former Vice President Al Gore, former House Speaker Newt Gingrich, former Harvard President Lawrence Summer and U2 lead singer Bono.

In 2008, Beane also collaborated with Gingrich and Sen. John Kerry in co-authoring an article in the New York Times offering possible remedies for the U.S. health care crisis. In addition, he was honored by PromaxBDA Sports Media Marketing Awards with the “Game Changer Award” in 2011, an accolade given to a “cultural trendsetter who, through the development of new technologies, applications, business models, and industries, has transformed the business of Sports Media and Sports Media Marketing.”

Beane joined the A's front office staff in 1990 as the club's major league advance scout. In 1993, former A's president and general manager Sandy Alderson promoted him to the assistant general manager's position when Walt Jocketty left the organization to accept the assistant general manager's job in Colorado. Alderson handed over his general manager's duties to Beane on Oct. 17, 1997.

A first round draft pick (23rd overall) of the New York Mets in the 1980 June Free Agent Draft, Beane played six major league seasons as an infielder, outfielder and catcher for the Mets, Minnesota Twins, Detroit Tigers and A's. His final season in uniform was 1989 when he was a utility player on the A's World Championship team. Beane retired as an active player in the spring of 1990.

A native of San Diego, Calif., Beane attended Mt. Carmel High School and UC San Diego, where he studied economics. Billy and his wife, Tara, reside in Danville, Calif. with their twins, Brayden and Tinsley. His daughter, Casey, is a graduate of Kenyon (Ohio) College.

### SIGNIFICANT AND RECENT TRADES MADE IN THE BILLY BEANE ERA

#### 1997

- Nov. 7 Acquired P Kenny Rogers and cash from New York (AL) for a PTBNL (IF Scott Brosius on November 18).  
 Dec. 8 Acquired P Mike Fetters from Cleveland for P Steve Karsay.

#### 1998

- April 8 Acquired C Mike Macfarlane and cash from Kansas City for OF Shane Mack and a PTBNL (minor league P Greg Hansell on May 8).  
 July 12 Acquired P Tim Worrell from Cleveland for minor league IF Adam Robinson.

#### 1999

- July 23 Acquired minor league OF Terrence Long and minor league P Leonar Vasquez from New York (NL) for P Kenny Rogers.  
 July 29 Acquired P Omar Olivares and IF Randy Velarde from Anaheim for minor league OF Jeff DaVanon, minor league OF Nathan Haynes and minor league P Elvin Nina.  
 July 31 Acquired P Kevin Appier from Kansas City for P Brad Rigby, minor league P Blake Stein and minor league P Jeff D'Amico.  
 July 31 Acquired P Jason Istringhausen and P Greg McMichael from New York (NL) for P Billy Taylor.  
 Dec. 13 Acquired P Justin Miller from Colorado for P Jimmy Haynes. (Trade was part of a four-team deal in which Colorado traded Haynes, C Henry Blanco and P Jamey Wright to Milwaukee; Milwaukee then traded IF Jeff Cirillo, P Scott Karl and cash to Colorado; Colorado traded IF Vinny Castilla to Tampa Bay; Tampa Bay traded P Rolando Arrojo and IF Aaron Ledesma to Colorado).

#### 2000

- Feb. 18 Acquired OF Jeremy Giambi from Kansas City for P Brett Laxton.  
 July 28 Acquired P Jim Mecir and P Todd Belitz from Tampa Bay for minor league P Jesus Colome and cash.  
 Nov. 17 Acquired minor league P Ryan Cullen and minor league P Aaron Harang from Texas for IF Randy Velarde.

- Nov. 20 Acquired P Eric Ireland from Chicago (NL) for OF Matt Stairs.  
 Dec. 7 Acquired P Chad Bradford from Chicago (AL) for minor league C Miguel Olivo.

#### 2001

- Jan. 8 Acquired P Roberto Hernandez and P Cory Lidle from Tampa Bay for OF Ben Grieve and cash; traded P Roberto Hernandez, C A.J. Hinch, minor league IF Angel Berroa and cash to Kansas City for OF Johnny Damon, minor league IF Mark Ellis and cash.  
 March 28 Acquired IF Eric Hinske from Chicago (NL) for minor league IF Miguel Cairo; as part of the deal, the A's also refused the return of Rule 5 Draft selection P Scott Chiasson.  
 July 3 Acquired OF Ron Gant from Colorado for minor league OF Robin Jennings.  
 July 25 Acquired OF Jermaine Dye from Kansas City in a three-team trade in which Colorado sent infielder Neifi Perez to Kansas City and Oakland sent minor league OF Mario Encarnacion, minor league IF Jose Ortiz and minor league P Todd Belitz to Colorado.  
 Nov. 2 Acquired minor league IF Adam Morrissey from Chicago (NL) for IF Mark Bellhorn.  
 Dec. 7 Acquired P Billy Koch from Toronto for IF Eric Hinske and P Justin Miller.  
 Dec. 14 Acquired OF David Justice and cash from New York (NL) for P Mark Guthrie and P Tyler Yates.

#### 2002

- Jan. 14 Acquired IF Carlos Pena and P Mike Venafrro from Texas for P Mario Ramos, IF Jason Hart, OF Ryan Ludwick and minor league C Gerald Laird.  
 March 18 Acquired P Justin Duchscherer from Texas for P Luis Vizcaino.  
 May 22 Acquired OF John Mabry from Philadelphia for OF Jeremy Giambi.  
 July 5 Acquired P Ted Lilly, minor league OF John-Ford Griffinn and minor league P Jason Arnold from New York (AL) as part of a three-team, seven player trade in which the A's sent IF Carlos Pena, P Franklyn German and a PTBNL (P Jeremy Bonderman on Aug.

## Front Office Profiles, continued

22) to Detroit for P Jeff Weaver and cash. The A's then sent Weaver to New York to complete the deal.

July 25 Acquired Ray Durham from Chicago (AL) for minor league P Jon Adkins.

July 30 Acquired P Ricardo Rincon from Cleveland for minor league IF Marshall McDougall.

Nov. 16 Acquired minor league IF Mike Rouse and minor league P Chris Mowday for Toronto for P Cory Lidle.

Dec. 3 Acquired P Keith Foulke, C Mark Johnson and minor league P Joe Valentine for P Billy Koch and two minor league players to be named later (P Neal Cotts and OF Daylan Holt on December 16).

Dec. 15 Acquired IF Erubiel Durazo from Arizona in a four-team trade in which the A's sent a minor league PTBNL (P Jason Arnold on December 16) to Toronto; Toronto sent IF Felipe Lopez to Cincinnati; Cincinnati sent P Elmer Dessens to Arizona.

### 2003

July 30 Acquired OF Jose Guillen from Cincinnati for minor league pitchers Aaron Harang, Joe Valentine and Jeff Bruksch

Nov. 18 Acquired OF Bobby Kielty and a PTBNL from Toronto for P Ted Lilly

Nov. 26 Acquired OF Mark Kotsay from San Diego for C Ramon Hernandez and OF Terrence Long

Dec. 21 Acquired C Damian Miller and cash from Chicago (NL) for a PTBNL (Chris Mowday)

### 2004

April 17 Acquired P Kirk Saarloos from Houston for P Chad Harville.

June 24 Acquired P Octavio Dotel and cash from Kansas City for minor leaguer P Mike Wood and minor league IF Mark Teahan.

Nov. 27 Acquired C Jason Kendall from Pittsburgh for P Mark Redman and P Arthur Rhodes.

Dec. 15 Acquired IF Keith Ginter from Milwaukee for minor league P Justin Lehr and OF Nelson Cruz.

Dec. 16 Acquired P Juan Cruz, P Dan Meyer and OF Charles Thomas from Atlanta for P Tim Hudson.

Dec. 18 Acquired P Kiko Calero, P Danny Haren and minor league C Daric Barton from St. Louis for P Mark Mulder.

### 2005

July 13 Acquired OF Jay Payton and cash from Boston for P Chad Bradford; acquired P Joe Kennedy and P Jay Witasick from Colorado for OF Eric Byrnes, minor league IF Omar Quintanilla and cash.

Dec. 5 Acquired P Chad Gaudin from Toronto for a PTBNL (Dustin Majewski).

Dec. 13 Acquired OF Milton Bradley and IF Antonio Perez from Los Angeles (NL) for minor league OF Andre Ethier.

### 2007

June 29 Acquired P Andrew Brown from San Diego for OF Milton Bradley and cash.

July 16 Acquired C Rob Bowen and P Jerry Blevins from Chicago (NL) for C Jason Kendall and cash.

Nov. 18 Acquired P Kristian Bell and P Graham Godfrey from Toronto for IF Marco Scutaro.

Dec. 14 Acquired P Brett Anderson, P Dana Eveland, P Greg Smith, IF Chris Carter, OF Aaron Cunningham, OF

Carlos Gonzalez from Arizona for P Dan Haren and P Connor Robertson.

### 2008

Jan. 3 Acquired P Gio Gonzalez, P Fautino De Los Santos and OF Ryan Sweeney from Chicago (AL) for OF Nick Swisher.

Jan. 14 Acquired P Joey Devine and P Jamie Richmond from Atlanta for OF Mark Kotsay and cash.

July 8 Acquired P Sean Gallagher, C Josh Donaldson, IF Eric Patterson and OF Matt Murton from Chicago (NL) for P Rich Harden and P Chad Gaudin

July 17 Acquired P Josh Outman, IF Adrian Cardenas and OF Matt Spencer from Philadelphia for P Joe Blanton

Nov. 12 Acquired OF Matt Holliday from Colorado for P Greg Smith, P Huston Street and OF Carlos Gonzalez

### 2009

Feb. 2 Acquired RHP Michael Wuertz from Chicago (NL) for OF Richie Robnett and IF Justin Sellers

July 5 Acquired OF Scott Hairston from San Diego for P Sean Gallagher, P Craig Italiano and P Ryan Webb

July 24 Acquired P Clayton Mortensen, IF Brett Wallace and OF Shane Peterson from St. Louis for OF Matt Holliday

July 31 Acquired IF Tyler Ladendorf from Minnesota for IF Orlando Cabrera

### 2010

Jan. 16 Acquired IF Kevin Kouzmanoff and minor league IF Eric Sogard from San Diego for OF Scott Hairston and OF Aaron Cunningham

Feb. 1 Acquired IF Adam Rosales and OF Willy Taveras from Cincinnati for IF Aaron Miles and cash

Nov. 10 Acquired OF David DeJesus from Kansas City for P Vin Mazzaro and minor league P Justin Marks

Nov. 17 Acquired minor league Ps Trystan Magnuson and Daniel Farquhar from Toronto for OF Rajai Davis

Dec. 16 Acquired OF Josh Willingham from Washington for P Henry Rodriguez and OF Corey Brown

### 2011

Jan. 8 Acquired RHP Guillermo Moscoso from Texas for minor league RHP Ryan Kelly

June 30 Acquired RHP Bruce Billings and a PTBNL (OF Eliezer Mesa on September 30) from Colorado for 2B Mark Ellis and cash

July 31 Acquired LHP Jordan Norberto and 1B Brandon Allen from Arizona for RHP Brad Ziegler

Dec. 9 Acquired RHP Ryan Cook, OF Collin Cowgill and RHP Jarrod Parker from Arizona for LHP Craig Breslow, RHP Trevor Cahill and cash

Dec. 23 Acquired RHP A.J. Cole, LHP Tommy Milone, C Derek Norris and RHP Brad Peacock from Washington for LHP Gio Gonzalez and RHP Rob Gilliam

Dec. 28 Acquired RHP Raul Alcantara, IF Miles Head and OF Josh Reddick from Boston for RHP Andrew Bailey and OF Ryan Sweeney

### 2012

Jan. 16 Acquired OF Seth Smith from Colorado for RHP Guillermo Moscoso and LHP Josh Outman

Aug. 3 Acquired minor league C David Freitas from Washington for C Kurt Suzuki and cash

Aug. 20 Acquired SS Stephen Drew from Arizona for minor league IF Sean Jamieson

- Oct. 20 Acquired OF Chris Young and cash from Arizona for SS Cliff Pennington and minor league IF Yordy Cabrera
- Nov. 16 Acquired P Andrew Werner and IF Andy Parrino from San Diego for P Tyson Ross and minor league IF A.J. Kirby-Jones
- Dec. 18 Acquired minor league IF Jeffrey Marte from New York (NL) for OF Collin Cowgill

**2013**

- Jan. 16 Acquired C John Jaso from Seattle in a three-team trade in which the A's sent minor league Ps A.J. Cole, Blake Treinen and a PTBNL (minor league P Ian Krol on March 20) to Washington and Washington sent OF Michael Morse to Seattle
- Feb. 4 Acquired IF Jed Lowrie and P Fernando Rodriguez from Houston for IF Chris Carter, P Brad Peacock and minor league C Max Stassi
- April 4 Acquired minor league OF Jake Goebbert from Houston for P Travis Blackley
- July 30 Acquired IF Alberto Callaspo from Los Angeles (AL) for minor league IF Grant Green
- Aug. 23 Acquired C Kurt Suzuki and cash from Washington for minor league P Dakota Bacus
- Nov. 25 Acquired P Fernando Abad from Washington for minor league IF John Wooten
- Dec. 2 Acquired P Jim Johnson from Baltimore for IF Jemile Weeks and a PTBNL (minor league C David Freitas on December 12).
- Dec. 3 Acquired IF Craig Gentry and P Josh Lindblom from Texas for OF Michael Choice and minor league IF Chris Bostick; Acquired P Luke Gregerson from San Diego for OF Seth Smith
- Dec. 10 Acquired P Drew Pomeranz and minor league P Chris Jensen from Colorado for P Brett Anderson and cash
- Dec. 11 Acquired minor league OF Billy Burns from Washington for P Jerry Blevins

**2014**

- May 15 Acquired IF Kyle Blanks from San Diego for minor league IF Jake Goebbert at a PTBNL (minor league P Ronald Herrera on May 28)
- July 5 Acquired Ps Jeff Samardzija and Jason Hammel from Chicago (NL) for P Dan Straily, minor league IF Addison Russell, minor league OF Billy McKinney and a PTBNL or cash
- July 31 Acquired P Jon Lester, OF Jonny Gomes and cash from Boston for OF Yoenis Céspedes and a 2015 Competitive Balance Pick; Acquired OF Sam Fuld from Minnesota for P Tommy Milone
- Aug. 31 Acquired DH Adam Dunn and cash from Chicago (AL) for minor league P Nolan Sanburn
- Nov. 23 Acquired IF Ike Davis and international bonus slot 86 from Pittsburgh for international bonus slot 27
- Nov. 28 Acquired IF Brett Lawrie, Ps Kendall Graveman and Sean Nolin and minor league IF Franklin Barreto from Toronto for IF Josh Donaldson
- Dec. 8 Acquired minor league IF Joey Wendle from Cleveland for 1B/OF Brandon Moss
- Dec. 9 Acquired P Chris Bassitt, C Josh Phegley, IF Marcus Semien and minor league IF Rangel Ravelo from the Chicago White Sox for P Jeff Samardzija and P Michael Ynoa
- Dec. 11 Acquired IF/OF Mark Canha from Colorado for minor league P Austin House and cash

- Dec. 18 Acquired P R.J. Alvarez and P Jesse Hahn from San Diego for C Derek Norris, minor league P Seth Streich and international bonus slot 117

**2015**

- Jan. 10 Acquired IFs Ben Zobrist and Yunel Escobar from Tampa Bay for C John Jaso, minor league IF Daniel Robertson, minor league OF Boog Powell and cash
- Jan. 14 Acquired P Tyler Clippard from Washington for IF Yunel Escobar
- July 23 Scott Kazmir traded to the Houston Astros for minor league RHP Daniel Mengden and minor league C Jacob Nottingham
- July 27 Tyler Clippard and cash traded to the New York Mets for minor league RHP Casey Meisner
- July 28 Ben Zobrist and cash traded to the Kansas City Royals for RHP Aaron Brooks and minor league LHP Sean Manaea
- Aug. 4 Eric O'Flaherty traded with cash to the New York Mets for a PTBNL (minor league RHP Dawrin Frias)
- Nov. 20 Liam Hendriks acquired from Toronto for Jesse Chavez
- Nov. 25 Jed Lowrie acquired from Houston for minor leaguer Brendan McCurry
- Dec. 2 Yonder Alonso and Marc Rzepczynski acquired from San Diego for Drew Pomeranz, Jose Torres and a player to be named later (Jabari Blash)
- Dec. 8 Evan Scribner traded to Seattle for minor leaguer Trey Cochran-Gill
- Dec. 9 J.B. Wendelken and minor leaguer Zack Erwin acquired from the Chicago White Sox for Brett Lawrie

**2016**

- Jan. 5 Arnold Leon traded to Toronto for cash
- Feb. 12 Khris Davis acquired from Milwaukee for minor leaguers Bubba Derby and Jacob Nottingham
- Feb. 25 Chris Coghlan acquired from the Chicago Cubs for Aaron Brooks
- June 9 Chris Coghlan traded to the Chicago Cubs for Arismendy Alcantara
- July 30 Billy Burns traded to the Kansas City Royals for Brett Eibner
- Aug. 1 Rich Hill and Josh Reddick traded to the Los Angeles Dodgers for Jharel Cotton, Frankie Montas and minor leaguer Grant Holmes
- Aug. 25 Marc Rzepczynski and cash traded to Washington for minor leaguer Max Schrock
- Aug. 31 Coco Crisp and cash traded to Cleveland for minor leaguer Colt Hynes
- Nov. 12 Paul Blackburn acquired from Seattle for Danny Valencia

**2017**

- Jan. 25 Brett Eibner traded to the Los Angeles Dodgers for minor leaguer Jordan Tarsoovich
- Jan. 26 Dillon Overton traded to Seattle for minor leaguer Jason Goldstein
- April 23 Ryan LaMarre acquired from the Los Angeles Angeles for cash
- June 17 Trevor Plouffe traded to Tampa Bay with cash for cash
- July 16 Sean Doolittle and Ryan Madson traded to Washington for Blake Treinen and minor leaguers Sheldon Neuse and Jesus Luzardo
- July 31 Sonny Gray traded to the New York Yankees with \$1.5 million international bonus slot cash in exchange for Dustin Fowler, Jorge Mateo and minor leaguer James

## Front Office Profiles, continued

	Kaprielian; Adam Rosales traded to Arizona for minor leaguer Jeferson Mejia	July 21	Jeurys Familia acquired from the New York Mets for minor leaguers Bobby Wahl and Will Toffey and \$1,000,000 international slot money
August 6	Yonder Alonso traded to Seattle for Boog Powell		
August 15	Chris Hatcher acquired from the Los Angeles Dodgers for \$500,000 international slot money	Aug. 5	Shawn Kelley and cash considerations acquired from Washington for international slot money
August 16	Sam Moll acquired from Colorado for a player to be named later or cash	Aug. 6	Mike Fiers acquired from the Detroit Tigers for two players to be named later (minor league pitchers Nolan Blackwood on Aug. 6 and Logan Shore on Sept. 19)
August 23	Rajai Davis traded to Boston for minor league outfielder Rafael Rincones	Aug. 9	Fernando Rodney acquired from the Minnesota Twins for minor leaguer Dakota Chalmers
Nov. 15	Ryon Healy traded to Seattle for Emilio Pagan and minor leaguer Alexander Campos	Aug. 31	Cory Gearrin acquired from Texas for minor league pitchers Abdiel Mendoza and Teodoro Ortega
Nov. 22	Jaycob Brugman traded to Baltimore for a player to be named later (minor leaguer Jake Bray on Dec. 19)	Sept. 3	Aaron Brooks acquired from Milwaukee for cash considerations
Dec. 11	Joey Wendle traded to Tampa Bay for a player to be named later (minor leaguer Jonah Heim on Dec. 19)	Nov. 20	Tanner Anderson acquired from Pittsburgh for a player to be named later (minor leaguer Wilkin Ramos on Dec. 1)
Dec. 14	Stephen Piscotty acquired from St. Louis for Yairo Muñoz and minor leaguer Max Schrock	Dec. 21	Acquired Jurickson Profar from Texas in a three-team trade in which the A's sent minor leaguer Eli White and international bonus slot cash to Texas and pitcher Emilio Pagan and the A's Competitive Balance Round A pick in the 2019 First-Year Player Draft to Tampa Bay; Rangers sent minor leaguer Rollie Lacy to the Rays and Tampa Bay sent minor leaguers Kyle Bird, Brock Burke and Yoel Espinal to Texas

### 2018

Jan. 29	Ryan Buchter, Brandon Moss and cash acquired from Kansas City for Jesse Hahn and Heath Fillmyer
March 31	Josh Lucas acquired from St. Louis for minor league pitcher Casey Meisner
April 19	Trayce Thompson traded to the Chicago White Sox for cash or a player to be named later
April 25	Wilmer Font acquired from the Los Angeles Dodgers for minor league pitcher Logan Salow
May 25	Wilmer Font traded to Tampa Bay for minor league pitcher Peter Bayer

## RICKEY HENDERSON

### Special Assistant to the President

Rickey Henderson enters his second season as Special Assistant to the President. In this role, Henderson assists A's President Dave Kaval in promoting the Oakland Athletics brand, in addition to continuing his duties as a roving on-field instructor.

During Henderson's 25-year Hall-of-Fame playing career, he spent 14 seasons with the Green and Gold. Henderson made 10 All-Star teams, won two World Series championships, one AL MVP (1990), one Gold Glove Award (1981), three Silver Slugger awards (1981, 1985, 1990), and one ALCS MVP Award (1989). He holds the record for most career stolen bases (1,406), runs scored (2,295), lead-off home runs (81), as well as the single-season stolen base record (130, 1982). For his career, Henderson hit .279 with 3,055 hits, 297 home runs, 1,115 RBI, 1,406 stolen bases, and 2,295 runs scored. In 2009, he was elected to the Baseball Hall of Fame on the first ballot with 94.8% of the vote.

Following his playing career, Henderson joined the New York Mets as a special instructor in 2006 before being promoted to first base coach in 2007. For the past several seasons, Henderson has served as a roving instructor in the Athletics system.



### LONGEST WINNING STREAKS BY OAKLAND A'S PITCHERS

13	Jim Hunter	June 2 to September 5, 1973	9	Barry Zito	May 5 to June 22, 2002
11	Mark Mulder	May 9 to July 18, 2004	9	Barry Zito	August 20 to October 7, 2001
10	Dan Haren	April 18 to July 1, 2007	9	Tim Hudson	April 25 to July 2, 2000
10	Barry Zito	August 13, 2002 to April 8, 2003	9	T.J. Mathews	June 27, 1998 to May 15, 1999
10	Bob Welch	May 11 to June 30, 1990	9	Mike Moore	September 5, 1991 to April 28, 1992
10	Storm Davis	July 8 to September 5, 1988	9	Dave Stewart	September 19, 1988 to May 5, 1989
10	Vida Blue	April 9 to May 23, 1971	9	Rick Langford	July 5 to August 15, 1980
9	Jarrod Parker	May 28 to September 4, 2013	9	Paul Lindblad	April 11 to September 6, 1975
9	Dan Haren	May 31 to August 7, 2005	9	Chuck Dobson	May 12 to July 20, 1971
9	Tim Hudson	August 3, 2002 to April 1, 2003			



## DAVID FORST

### General Manager

David Forst begins his 20th season in the Athletics organization and his fourth as General Manager after being appointed to the position on Oct. 5, 2015. The A's have made nine postseason appearances since he joined the organization in 2000, including four times in the last seven seasons.

Along with Billy Beane, Forst co-authored the acquisitions of every member of the 2018 A's Wild Card team. Beginning with the drafting of Matt Olson (2012) and Matt Chapman (2014), continuing with the trades for Khris Davis (2016), Marcus Semien (2014), Jed Lowrie (2015), Stephen Piscotty (2017) and Blake Treinen (2017), all the way through the in-season trades for Jeury's Familia, Mike Fiers, and Fernando Rodney, the 2018 playoff team was built by Forst and Beane over the last six years through a myriad of transactions which led to the Club's first playoff appearance since 2014.

The A's nine postseason appearances since his arrival in 2000 season are sixth most among all Major League teams, trailing only New York-AL (15), St. Louis (12), Los Angeles-NL (10), Boston (10) and Atlanta (10). Since his appointment to his current General Manager role, the club has the sixth-best record in the American League, trailing only Boston, Houston, Cleveland, New York and Seattle.

Forst's primary duties include working on all player acquisitions, contract negotiations and player evaluations. Prior to his promotion, Forst spent 12 seasons as assistant general manager after serving as an assistant to the general manager and coordinator of professional scouting.

The 42-year-old Forst graduated Cum Laude from Harvard University in 1998 with a Bachelor of Arts degree in sociology. He played baseball for the Crimson for four seasons and earned third team All-America honors as a senior in 1998. He also played for the Springfield (Ill.) Capitals of the Frontier League in 1998 and 1999.

A native of Encino, Calif., Forst resides in Berkeley, Calif. with his wife, Rebe, son, Judah, and daughter, Sasha.



## DAN FEINSTEIN

### Assistant General Manager, Major League and International Operations

Dan Feinstein enters his fourth season as assistant general manager, moving from pro scouting and player personnel to major league and international operations this season and his 18th in the Athletics organization. He was promoted to assistant general manager after four years as director of professional scouting/baseball development. In addition to overseeing the team's professional and international scouting efforts, Feinstein assists Billy Beane and David Forst in all aspects of baseball operations, including contract negotiations, arbitration, trade analysis, roster construction, and the interpretation of MLB rules.

This is Feinstein's second stint with the A's, having previously served in a variety of capacities from 1994-2004, including the role of assistant, amateur scouting and video coordinator. He spent the 2005 season as coordinator, baseball operations for the Los Angeles Dodgers and was director, baseball operations for the Tampa Bay Rays for six seasons from 2006-11 prior to rejoining the A's.

A native of Lafayette, CA, he attended UC Davis and earned a degree in Medieval European History. Feinstein resides in Lafayette with his wife, Meghan, and two children, Will and Charlotte.



## DAN KANTROVITZ

### Assistant General Manager

Dan Kantrovitz enters his fifth season as Assistant General Manager and his eighth in the A's organization. He is involved in all aspects of the A's baseball operations department with a primary focus on overseeing the club's analytics. He is responsible for the development and implementation of sta-



tistical analysis methods used for evaluating players in the amateur draft, free agent and trade markets.

Kantrovitz began his front office career with the St. Louis Cardinals in 2004 as scouting coordinator before joining the A's in 2009 as a quantitative analyst and international scouting coordinator. In 2012, he joined the Cardinals and was the director of scouting for three seasons before returning to the A's. His three drafts produced 15 major leaguers including Michael Wacha ('12), Stephen Piscotty ('12), Marco Gonzales ('13) and Jack Flaherty ('14).

Kantrovitz was twice an all-Ivy League shortstop at Brown University, where he received a bachelor's degree with Honors in organizational behavior and management in 2001. He was drafted by the Cardinals in the 25th round of the 2001 MLB draft. Following a shoulder injury, he worked as an Investment Banking Analyst for Lehman Brothers in New York. Kantrovitz received a master's degree in statistics from Harvard University in 2009. In 2016, he was inducted into the Brown University Athletics Hall of Fame. Dan and his wife Brenna live in Alameda, CA with their two children, Lily and Vida.

## **BILLY OWENS**

### **Assistant General Manager/Director of Player Personnel**



Billy Owens begins his 21st season with the Athletics and his fourth as assistant general manager/director of player personnel. He was promoted to the position after spending the previous 12 seasons as director of player personnel. Owens' responsibilities include providing input and recommendations for potential trades and free agent signings, along with evaluation in the area of amateur scouting.

Prior to moving into a front office position, Owens spent five seasons as a hitting coach in the A's minor league system, with stops at Southern Oregon (1999), Vancouver (2000-01) and Arizona (2002-03). In addition to his coaching duties, Owens also assumed scouting responsibilities as an area scout and was promoted to East Coast Scouting Coordinator in 2003.

A third round pick (72nd overall) by the Baltimore Orioles in the 1992 June Draft, Owens played seven seasons of minor league ball with the Baltimore (1992-96) and Houston organizations (1997-98) before joining the A's as an area scout.

A native of San Jose, Calif., Owens attended the University of Arizona, where he played both baseball and football. He was a football, basketball and baseball standout at Bellarmine College Preparatory and is a member of the school's hall of fame. Billy O makes his off-season home in Scottsdale, Ariz.

## **KEITH LIEPPMAN**

### **Director of Player Development**



Keith Lieppman begins his 49th year with the A's and 28th season as the organization's director of player development, with responsibilities in the assignment, development and evaluation of players throughout the A's farm system, which consistently ranks among the best in the game. He also coordinates field instruction for the entire minor league system.

Lieppman's gilded reputation as one of baseball's finest personnel executives was further amplified in 2010 when he received the Sheldon "Chief" Bender Award from Minor League Baseball for "distinguished service and being instrumental in player development" during his career.

Lieppman has managed at all levels of the A's minor league system, beginning in Modesto in 1980 and most recently with the Triple-A Tacoma Tigers from 1985-87. He also managed the Lacey Tigres of the Dominican Winter League in 1986. He began his baseball career in 1971 as a minor league player for the A's.

Keith is a graduate of the University of Kansas with a degree in journalism. He resides in Prescott, Ariz. with his wife, Corinne.

## ERIC KUBOTA

### Director of Scouting

Eric Kubota is in his 35th season with the Athletics organization and his 18th as director of scouting.

Kubota has overseen the club's last 17 drafts that have produced dozens of players who have risen to the major leagues with various clubs, including current A's Ryan Dull (2012), Matt Olson (2012), Chad Pinder (2013), and Matt Chapman (2014). Kubota's talents as an evaluator helped assemble the majority of the A's minor league system that has combined for a 6420-6301 (.505) record over the last 17 seasons.

In January 2014, Kubota was honored as "Scout of the Year" by the Santa Clara County Hot Stove Committee.

Prior to assuming his current position, Kubota served as the club's supervisor of international scouting for three seasons, overseeing the scouting staff and player evaluations in the Dominican Republic and Venezuela.

Kubota, 54, began his baseball career in June of 1984 while he was an undergraduate at the University of California, Berkeley, spending the better part of six seasons working in the A's media relations department. In November of 1989, he joined the baseball operations staff as an assistant director of scouting, handling daily administrative duties of the scouting department, including preparation work for the Rule 4, Rule 5 and June drafts, compiling the team's prospect book and preparing statistical information.

He was elevated to Pacific Rim coordinator in November of 1996, where he acted as a liaison between the A's and Asian baseball teams in addition to his scouting duties in Northern California and Hawaii.

Eric graduated from Cal in 1986 with a bachelor of arts degree in political science. He resides in Rocklin, Calif. with his wife, Karen, and their two children.



## ZAK BASCH

### Director of Minor League Operations

Zak Basch enters his second season as Director of Minor League Operations for the Athletics. For the previous five seasons, Basch worked in the A's communications department, culminating in a promotion to Director of Baseball Communications before the 2017 season.

Prior to joining the Athletics front office in 2013, Basch worked in various roles in amateur and minor league baseball. He spent time with the Alaska Goldpanners and Anchorage Bucs of the Alaska Baseball League before working five years in the Pacific Coast League with the Reno Aces and the A's former Triple-A affiliate in Sacramento.

Basch played collegiately for Hofstra University and the University of Nevada before being selected in the 13th round of the 2003 draft by Boston. In June 2004, Basch was acquired by the Athletics in a trade with the Red Sox, finishing his playing career with Oakland's former short-season affiliate, the Vancouver Canadians.

A native of Toledo, Ohio, Basch now resides in Phoenix, Ariz.



## SANDY ALDERSON

### Senior Advisor to Baseball Operations

Sandy Alderson returns to the Oakland A's organization in 2019 as senior advisor to baseball operations. This will be his 18th season with A's.

Alderson joined the A's as general counsel in October 1981 and was named executive vice president, baseball operations in 1983. He was the architect of the A's three straight American League Pennant-winning clubs from 1988-90, including a World Championship in 1989. He served as general manager through 1997 and was also president from 1993-95 and 1997-98.

Following his time in Oakland, Alderson served as Major League Baseball's executive vice president of baseball operations from 1998-2005, the San Diego Padres chief executive officer from



2005-09, special consultant to Baseball's Commissioner for Latin America in 2010 and New York Mets general manager from 2011-18.

Alderson received his bachelor's degree from Dartmouth in 1969 and graduated from Harvard Law School in 1976. He served as a Marine Infantry Officer for four years with a tour of duty in Vietnam.

He and his wife, Linda, have two children and five grandchildren.

## CHRIS PITTARO

### Special Assistant to the General Manager

Chris Pittaro enters his 29th season in the Oakland organization, his eighth as a special assistant to the general manager. Prior to being named to his current position, Pittaro served as director of professional scouting for five years. He spent the previous six seasons as national field coordinator after serving as an area scout and national cross checker with the Athletics since 1991.

In 2012, Pittaro was inducted into the Professional Baseball Scouts Hall of Fame.

Selected by the Detroit Tigers in the 1982 June First Year Player Draft, Pittaro made his major league debut with the Tigers in 1985, batting .242 in 28 games. He was traded to the Minnesota Twins in 1986 and spent parts of the '86 and '87 seasons on the Twins big league roster. He retired during the 1988 season.

Pittaro attended the University of North Carolina from 1980-82 before signing with the Tigers following his junior season. After he retired as a player in 1988, he enrolled in Rider College in New Jersey where he obtained a bachelor of science degree in finance in 1991, graduating Summa Cum Laude.

Pittaro is a native of Hamilton, N.J., where he still lives with his wife, Lisa. He has three children.



## GRADY FUSON

### Special Assistant to the General Manager

Grady Fuson, former Oakland Athletics scouting director and one of the game's most respected scouts and baseball executives, returned for his second stint with the A's in 2010 as a special assistant to the general manager. After beginning his career as an area scout with Oakland in 1982, he has now spent 28 seasons with the A's organization, including seven years as scouting director from 1995-2001.

Prior to his current stint with the Athletics, he served as vice president of scouting and player development with San Diego from 2006-09 after joining the Padres in 2005 as a special assistant to the general manager. His first stint with the A's ended in 2002, when he joined the Texas Rangers as assistant general manager, spending three seasons in charge of the Rangers' scouting and player personnel.

In 2017, Fuson was named the recipient of the 10th annual Sheldon "Chief" Bender Award, which is given by Minor League Baseball to a person with distinguished service who has been instrumental in player development. He also was named the West Coast Scout of the Year at the 2017 Baseball Winter Meetings in Orlando, which is an award voted on by scouting directors across baseball. The Scout of the Year program—which was founded in 1984 by Tony Pacheco, Jim Russo, and Hugh Alexander—recognized members of the scouting community for their excellence in scouting, years of service, and professionalism in the performance of his job.

After a two-year stint playing in the minor leagues, Fuson became head baseball coach at the University of Puget Sound in Washington before originally joining the A's franchise. During his tenure in Oakland, he has played a prominent role in drafting such players as Eric Chavez, Tim Hudson, Mark Mulder and Barry Zito, which provided the impetus for the franchise to feature five playoff teams over a seven-year period from 2000-06.



## STEVE SHARPE

### Special Assistant to Professional and International Scouting

Steve Sharpe enters his second season as special assistant to professional and international scouting for the Athletics. Sharpe was selected by the A's in the 11th round of the 2004 First-Year Player Draft out of the University of Central Missouri. After spending seven seasons playing in the A's system, Sharpe was hired by Oakland as a professional scout. He served as a pro scout for seven years which included a stint in the international department in 2015.

In his role as special assistant to professional and international scouting, Sharpe is responsible for scouting and recommending professional baseball players in the United States, and amateur and professional baseball players abroad. He will assist in all aspects of the international player acquisition process, from maintaining contacts with foreign baseball entities to the negotiation of international player contracts.

A native of Kansas City, Missouri, Sharpe resides in the Kansas City area with his wife, Laurel, and their two sons, Samson (5) and Solomon (3).



## PAMELA PITTS

### Director of Baseball Administration

Pamela Pitts enters her 38th season in the organization and 27th as director of baseball administration. Her responsibilities include managing the day-to-day business side of the baseball operations department, including governing all major and minor league staff contract administration, player records, waivers, payroll issues and transactions. She started her baseball career with the A's in November of 1981 as the minor league and public relations secretary. Pamela resides in Danville, Calif. with her husband, Dan Dunn.



## SPORTS MEDICINE STAFF

## NICK PAPARESTA

### Head Athletic Trainer

Nick Paparesta enters his ninth season as the Oakland A's head athletic trainer after previously serving as the Tampa Bay Rays' assistant trainer for three seasons.

A native of Fort Myers, Fla., Paparesta spent five years in the Rays organization. He joined Tampa Bay in 2006 as Minor League head trainer and rehabilitation coordinator, overseeing all Minor League trainers and rehabilitation with Minor League players in that role for two seasons. He was promoted to the Major League level in 2008 and was a member of Tampa Bay's American League championship team that year.

Prior to his stint with the Rays, Paparesta worked in the Cleveland Indians organization for 11 seasons, including four years with Triple-A Buffalo. He is a graduate of Baldwin-Wallace College in Berea, Ohio, and holds certifications by the National Athletic Trainers' Association (NATA) and National Strength and Conditioning Association (NSCA).

He was selected by PBATS to serve as the head athletic trainer for the American League team at the 2017 Major League Baseball All-Star Game in Miami, Fla.

He resides in Dublin, Calif. with his wife, Kristel, and two children, Noah and Alaina.



## JEFF COLLINS

### Assistant Athletic Trainer

Jeff Collins is in his 22nd season in the A's organization and his third as assistant athletic trainer on the Major League staff. Prior to his current role, he spent 19 seasons working with A's minor leaguers, including stints at Short-Season Southern Oregon (1998-99), Single-A Visalia (2000) and Short-Season



Vancouver (2004). Collins also spent 16 seasons as the A's minor league medical coordinator and earned PBATS Coordinator of the Year honors in 2014 and 2016. He holds a degree in athletic training from Southern Illinois University at Carbondale and received his masters in health, wellness and exercise science at the University of Nevada at Reno. He is a certified member of the National Athletic Trainers' Association (NATA) and is a licensed athletic trainer in the state of Arizona, where he resides with his wife, Renea and their daughter Breanne.

## **BRIAN SCHULMAN**

### **Assistant Athletic Trainer**

Brian Schulman enters his ninth season as an assistant athletic trainer with the A's and currently sits on the PBATS electronic medical records committee. Previously he was an assistant athletic trainer at the University of California, Berkeley from 2004-08 before being promoted to rehabilitation coordinator from 2008-10. He also served previous internships with the San Francisco 49ers in 2003-04 and the Los Angeles Dodgers in 2000, as well as being a graduate assistant trainer at Fresno State in 2001-03. He is a certified strength and conditioning coach (CSCS) from the NSCA, and holds a bachelor's degree in political science from UC Santa Barbara (2001) and a Masters in kinesiology from Fresno State (2003). He resides in San Ramon, Calif. with his wife, Megan, and their two sons, Luke and Gavin.



## **JOSH CUFFE**

### **Strength and Conditioning Coach**

Josh Cuffe enters his eighth season with the Athletics organization, his third as strength and conditioning coach on the Major League staff after spending the previous five seasons as the minor league strength and conditioning coordinator. He began his career in the Houston Astros organization and spent two seasons as strength coach at Salem (2005-06) before spending five seasons in the Arizona Diamondbacks farm system, where he was strength coach at South Bend (2007), Visalia (2008), Mobile (2009) and Reno (2010-11). Cuffe is a certified strength and conditioning coach (CSCS), registered strength and conditioning coach (RSCC) and corrective exercise specialist (CES) and holds a bachelor's degree in exercise science from Dakota State University. He resides in Chandler, Ariz. with his wife Kindra, their daughter Olive and son Lincoln.



## **TERENCE BRANNIC**

### **Assistant Strength and Conditioning Coach**

Terence Brannic enters his eighth season with the Athletics organization and his second as assistant strength and conditioning coach on the Major League staff. He spent the previous two seasons as the assistant minor league strength and conditioning coordinator after previously serving as strength and conditioning coach with A's affiliates in Triple-A Nashville (2015), Double-A Midland (2013-14), and Single-A Vermont (2012).

Brannic earned a bachelor's degree in kinesiology from Western New Mexico University and a master's degree in kinesiology from A.T. Still University. He is a certified strength and conditioning specialist (CSCS), registered strength and conditioning coach (RSCC), and a corrective exercise specialist (CES).

A native of Oceanside, Calif., he now makes his home in Phoenix, Ariz.



## OZZIE LYLES

### Major League Massage Therapist

Ozzie Lyles enters his 11th season as the Oakland A's team massage therapist. He previously worked several years with many professional athletes, while also studying and practicing sport and medical massage since 1992. He was employed at Oakbay Chiropractic in Oakland from 2004-09 under the Oakland Raiders' team orthopedic surgeon, Dr. Warren Strudwick, and also has worked for Dr. Steve Isono, the Olympic track and field orthopedic physician, in Emeryville. The Oakland, Calif. native also worked at Club One in Oakland.



## MEDICAL CONSULTANTS



Allan Pont, M.D.  
Team Physician



Elliott Schwartz, M.D.  
Internal Medicine



Jon Dickinson, M.D.  
Team Orthopedist



Will Workman, M.D.  
Team Orthopedist

## CLUBHOUSE AND STAFF

### MICKEY MORABITO

#### Director of Team Travel

Mickey Morabito enters his 40th season as the Athletics' director of team travel. He is responsible for arranging the transportation and accommodations of the team during spring training and the regular season. He has the second-longest tenure among active major league traveling secretaries. Morabito's career in professional baseball spans four decades, dating back to 1970 when he served as a batboy for the New York Yankees. He worked in the Yankees public relations department for seven seasons, working as an assistant from 1974-76 before taking over the director's duties in 1977. While with the Yankees, he managed the club's media relations efforts during the club's back-to-back World Championship seasons of 1977 and '78. Morabito joined the Athletics organization in the spring of 1980, handling dual roles as the club's director of public relations and traveling secretary. During his long career, he has been a part of six World Series teams, three with the A's and three with the Yankees. A native of Brooklyn, NY, Morabito attended Lafayette High School in Brooklyn and later earned his bachelor of arts degree in physical education from Hunter College in New York City. A fan of Frank Sinatra, Dean Martin, fine dining and hockey, Mickey makes his home in Alameda and Manhattan Beach with his wife Barbara.



### STEVE VUCINICH

#### Equipment Manager

A fixture in the A's organization ever since the club moved to Oakland in 1968, Steve Vucinich enters his 26th season as the club's equipment manager after serving as the visiting clubhouse manager from 1974-93. This season is his 52nd with the Athletics.

An Oakland native, Vucinich joined the A's organization as a ball boy in 1968 when the franchise relocated from Kansas City. From 1969-73, he served as an assistant in the home clubhouse before being named visiting clubhouse manager in 1974. Vucinich is a past president of the Major League Baseball Equipment Manager's Association and



## *Clubhouse and Staff, continued*

currently serves on the MLBMA's board of directors. He is also a past member of the advisory committee for Major League Baseball Properties.

Vucinich graduated from St. Joseph's High School in Alameda and Chabot College in Hayward. Commonly referred to as the A's historian, he makes his off-season home in Scottsdale with his wife, Valerie, and daughter, Kayla, who is a graduate of Gonzaga University.

## **MIKE THALBLUM**

### **Visiting Clubhouse Manager**

The 2019 season marks Mike Thalblum's 39th season in the A's organization and his 26th as the visiting clubhouse manager. He began his baseball career when he was 13 years old, serving as a clubhouse assistant in the team's spring training clubhouse in Phoenix. In 1985, Thalblum relocated to Oakland to work in the visiting clubhouse with Steve Vucinich and then in 1992, moved across the hall to the home side where he worked with the late Frank Ciensczyk for two seasons. In 1994, he assumed his current position as the visiting clubhouse manager. A native of Scottsdale, Ariz., Mikey and his wife, Janine, make their home in Dublin, Calif. with their sons, Stewart Robert, who is named after former A's pitchers Dave Stewart and Bob Welch; and Jonathon David.



## **BRIAN DAVIS**

### **Assistant Equipment Manager**

Brian Davis, who first joined the Oakland A's as a batboy in 1991, is entering his 25th season as the club's assistant equipment manager. He is responsible for assisting Steve Vucinich in the day-to-day operation of the clubhouse, ranging from all equipment needs and meal planning, to occasionally travelling with the team on road trips. A native of Newark, Calif., Davis is a graduate of Placer High School in Auburn, Calif. and later attended both Chico State and Cal State Hayward. He is married and lives with his wife, Pam, and their two children—son, Owen, and daughter, Sophia—in Goodyear, Ariz.



## **CLAY WOOD**

### **Head Groundskeeper**

The 2019 season marks Clay Wood's 25th season as the head groundskeeper of the Oakland Coliseum and his 30th in the Athletics organization. Under his direction, the Coliseum's playing surface is considered by players to be among the best in the major leagues and is the last active baseball-football facility. Clay joined the A's organization in May of 1989 as part of the club's spring training field maintenance team. A native of Fort Worth, Tex., Wood earned his bachelor of science degree in marketing from Arizona State University. Woody and his wife, Lisa, make their home in Danville, Calif. with their son, Tyler, and daughter, Katie.



## **ADAM RHODEN**

### **Video Coordinator**

Adam Rhoden begins his 26th season with the Oakland A's organization and 16th as the team's video coordinator. As a senior in high school, Rhoden first joined the team as an attendant in the home clubhouse. He served in that capacity from 1994-97 before moving to the visiting clubhouse as the main assistant and umpire attendant until 2003. During that time, he also assisted inside the A's player video room, eventually being promoted to his current position in 2004. As the A's video coordinator, Rhoden provides daily advance and video reports to Oakland's players and coaching staff, and also travels full-time with the team. In addition to working for





the Oakland A's, Adam served as the Golden State Warriors' assistant equipment manager from 1998-2002. A Bay Area native who grew up in Suisun, Rhoden attended UC Davis where he received a bachelor's degree in economics. He currently resides in San Ramon, Calif.

## ADDITIONAL CLUBHOUSE STAFF



**Cliff Clavin**  
Clubhouse  
Assistant



**Ruben Virgen**  
Clubhouse  
Assistant



**Matt Weiss**  
Umpire/Clubhouse  
Assistant



**Phil Pohl**  
Bullpen Catcher



**Jeremy Dowdy**  
Bullpen Catcher

## BUSINESS OPERATIONS

### CATHERINE AKER

#### Vice President, Communications and Community

Catherine Aker enters her fourth season with the A's and her third as vice president of communications and community. In her current role, she oversees the baseball communications, strategic communications, and community engagement departments, along with the Oakland A's Community Fund, which serves as the club's charitable arm.

With her promotion in 2017, Aker became just the club's second female vice president and first in nearly 30 years. In addition to spearheading the club's communications strategy, and re-defining the team's community work, she has become a leading voice for the club's efforts to build a new ballpark in Oakland.

Aker formed the Women of the A's, which provides networking opportunities along with professional and leadership development for the team's female staff. She was named the 2017 Oakland Digital's Community Leader, and was named the 2018 Emerging Leader for East Bay Women in Business. She was also a member of the 2018 class of Forty Under 40 for the San Francisco Business Times and Diablo Magazine. A graduate of the University of Arizona, Aker began her career with the Arizona Diamondbacks in 2001 and quickly rose to become director of corporate communications by 2005. After 10 years with the D-backs, she took a short hiatus from baseball to start a family before founding her own consulting firm and nonprofit organization.

A native of Colusa, Calif., she currently resides in Orinda with her husband, Chris, and their children, Ben and Jane.



### ADAM BUCKFELDER

#### Vice President, Finance

Adam Buckfelder enters his second season with the Athletics, serving as the Vice President of Finance. In his position, he oversees the club's financial affairs.

Prior to joining the A's, Adam was the Chief Financial Officer of Spruce Finance, a consumer finance company focused on energy efficiency improvements. During his tenure, he led the firm's capital markets, FP&A, and accounting and financial operations functions.

Adam currently resides in Kentfield, Calif. with his wife, Tamara, and their sons, Henry and Andrew.



## ANDRE CHAMBERS

### Vice President, People Operations

Andre Chambers enters his second full season with the A's after joining the club on Sept. 18, 2017. In his current role, Chambers leads the club's people strategy, focusing on attracting, retaining, and developing world-class talent.

Chambers has more than 20 years of experience in human resources, talent management, organizational development, recruitment, and inclusion across the technology and entertainment industries. Prior to joining the A's, Chambers held relevant leadership roles in talent and HR with a variety of leading companies including Electronic Arts (EA), Microsoft, Citigroup, and IBM.

He holds a bachelor's degree from the State University of New York (Fredonia) and a master's degree from Clarkson University.

A native of New York, Chambers currently resides in Burlingame with his family.



## MIGUEL DUARTE

### Chief of Staff

Miguel Duarte was hired as Chief of Staff on December 1, 2016, and is entering his third season with the Athletics.

In his role, Duarte oversees the Office of the President arm of organization. He supports club President, Dave Kaval in heading the day-to-day business operations. In addition to piloting special projects, Duarte assists in managing the design and construction teams of the Athletics new ballpark efforts.

Duarte spearheaded the move of the Athletics business operations to a 40,000 square-foot, third floor space on the waterfront at Oakland's Jack London Square. The move embedded the club in the community it serves while also offering first-class amenities for the staff. The office features a uniquely designed memorabilia hall, state-of-the-art gym, and a batting cage.

Prior to joining the Athletics, Duarte spent seven seasons with the San Jose Earthquakes of Major League Soccer. He holds a B.A. in Broadcast Communications from San Francisco State University. The San Francisco native currently resides in Redwood City, CA.



## NEIL KRAETSCH

### General Counsel

Neil Kraetsch is in his 13th season with the Oakland Athletics organization and ninth as General Counsel for the team. In this role, he is responsible for all of the club's legal affairs. Additionally, Kraetsch oversees all legal services for the San Jose Earthquakes Major League Soccer club.

Kraetsch joined the Athletics in Jan., 2007 as Senior Counsel following an extensive private law firm practice in Chicago, Ill.

A native of St. Louis, Mo., Kraetsch earned his bachelor of arts degree in political science from the University of Illinois at Urbana-Champaign in 1996 and his law degree from Washington University School of Law in St. Louis, Mo. in 1999. He currently resides in Moraga, Calif. with his wife, Kristin, and their son, Alexander.



## WADE MARTIN

### Vice President, Corporate Partnerships and Hospitality

Wade Martin enters his second full season with the A's after joining the club on Aug. 21, 2017. In his current role, Martin oversees partnership sales, partnership marketing and retention, and corporate hospitality sales.

Most recently, Martin worked as vice president of global partnerships and naming rights at WWE | IMG, where he worked with the Chicago Cubs, Denver Broncos, Boston Celtics, and Atlanta Hawks. In that role, he was the primary contact for the



partnership with the Cubs, including naming rights for The Park at Wrigley, Cubs baseball integration, and programming of events tied to naming rights.

He has also worked in similar roles with PCGSportsDesk Media, the Detroit Lions, and the Cincinnati Bengals.

A native of Athens, Ohio, Wade currently resides in Walnut Creek with his wife, Heather.

## ASHWIN PURI

### Vice President, Sales and Strategy

Ashwin Puri enters his second full season with the A's after joining the club on Sept. 5, 2017. In his current role, he leads many of the team's growth initiatives and oversees the commerce, strategic planning, and data analytics functions of the organization. He also oversees the ticket sales team.

Previously, Puri served as the senior associate athletics director/chief revenue officer at Cal, where he managed the ticket sales and service, premium seating, advertising, licensing, marketing, creative, brand, and CRM units.

In addition, Puri has worked for the National Basketball Association in its Team Marketing and Business Operations division and as director of sales for the New York Jets during their transition into MetLife Stadium. He also spent six years with the New Jersey Nets from 2001-06 after beginning his career with the Somerset Patriots of the independent Atlantic League.

The Sports Business Journal recognized him as a member of their national Forty Under 40 Class of 2017.

Originally from Flemington, N.J., Puri graduated from UMass-Amherst. He currently resides in Oakland with his wife, Nikole, and their son, Xavier.



## DAVID RINETTI

### Vice President, Stadium Operations

David Rinetti enters his 40th season with the A's organization and his 20th as vice president, stadium operations.

In his current position, Rinetti coordinates event management, oversees all game day employees, including ushers, security officers, ticket takers, parking attendants and grounds crew, and assists in all construction-related issues at the Oakland Coliseum. He is also the team's liaison with local law enforcement agencies and Major League Baseball's Security Department.

The 54-year-old Rinetti began his career with the A's in 1981, serving as stadium operations assistant, where he organized in-stadium promotions and giveaways. From 1987-93, he managed game day operations and maintenance of the A's luxury suites. In 1994, he was promoted to director of stadium operations and was elevated to vice president in March of 2000.

Rinetti also worked with Major League Baseball's Security Department at the 1995, 1998, 2007, 2010, 2012 and 2015 World Series, in addition to the 1998, 2002, 2007 and 2011 All-Star Games. He is a member of the Major League Baseball Stadium Operations Advisory Committee.

A 1986 graduate of California State University, Hayward with a degree in business administration, Rinetti served as the A's chief liaison during the filming of the movie Moneyball at the Coliseum in 2010.



## TROY SMITH

### Vice President, Marketing

Troy Smith enters his second season as Vice President of Marketing for the Athletics. In this role, Smith oversees brand management, customer acquisition, ballpark entertainment, broadcasting, digital content, and special events. For the previous five seasons, Smith served as the Senior Director of Marketing, during which time he was instrumental in conceptualizing and launching the "Green Collar Baseball" and "Rooted In Oakland" campaigns.



Smith began his tenure with the A's in 1991 as the gameday scoreboard operator before joining the front office full-time in 1994 as Creative Services Manager. After working his way up to Director of Ballpark Entertainment, Smith moved to the marketing department in 2011.

A native of the East Bay, Smith currently resides in Orinda, Calif. with his wife, Julie and their two children, Sophie and Cooper.

## LYDIA TAN

### Managing Director, Real Estate

Lydia Tan is joining the Oakland Athletics as Managing Director of Real Estate, where she will be leading the organization's development activities at Howard Terminal and the Oakland Coliseum.

Most recently, Tan was SVP and U.S. Head of Development at Bentall Kennedy, one of North America's largest real estate investment advisors. During her tenure, the company invested in the development of over \$3 billion of mixed-use commercial, multi-family, and logistics projects throughout the U.S.

Prior experience includes EVP and Director of Northern California Operations at Related California and EVP at BRIDGE Housing Corporation, where she led teams focused on all aspects of the development of mixed income and affordable housing communities, as well as large scale redevelopment efforts. Combined, she oversaw the development of \$5.5 billion of affordable and mixed income housing, pedestrian-oriented commercial space and community facilities.

Throughout her work and volunteer career, she has worked with non-profits and local organizations to effect positive change focused on raising the quality of life and increasing opportunity in lower income communities. She is a member of the Board of Directors of the S.H. Cowell Foundation, SPUR, and Habitat for Humanity Greater San Francisco. She is also a member of the Dean's Advisory Council for UC Berkeley's College of Environmental Design, and the Stanford Real Estate Council. Tan and her husband are Resident Fellows at Stanford University, where they work to create an enriched residential experience for 270 undergraduate students.

Tan holds a BA in Architecture from University of California, Berkeley and a MBA from Stanford University. She is a Registered Architect in California.



## TAJ TASHOMBE

### Vice President, External Affairs

Taj Tashombe enters his third season with the A's organization and second as the club's vice president of external affairs. In his current role, he oversees community engagement and outreach for the team's ballpark effort.

He originally joined the club in January 2017 as director of external affairs. Prior to joining the A's, he spent 15 years as a branding executive, producing strategic media and experiential partnerships with major networks and Fortune 100 brands, as well as leading sports and entertainment portfolios in conjunction with the NBA on TNT, NFL Sunday Night Football, and MLB Network.

His leadership experience includes stints with Toyota, Hilton Hotels, Hyundai and his own consultancy TSGG, where he was a strategic advisor to Participant Media, Los Angeles World Airports (LAX), and Southern California Edison. He also worked as a special assistant to the Office of Congresswoman Barbara Lee and the director of communications for the Port of Oakland.

An Oakland native who once worked as an A's intern, Tashombe holds a bachelor's degree in business administration with a concentration in marketing from Clark Atlanta University. He currently resides in San Ramon, Calif. with his wife, Morgan and daughter, Isley.



# VINCE VENGAPALLY

## Vice President of Technology

Vince Vengapally enters his first full season with the A's organization after joining the club on July 9, 2018.

In his role, Vengapally oversees all the technology initiatives for the club.

Prior to joining the A's, Vengapally spent a decade at Google, focusing on enterprise technology within the Google Cloud business unit.

Vengapally has a MBA from the University of Pennsylvania (Wharton), MS in Engineering Management from Santa Clara, and a BS in Computer Engineering from UC Davis.

Vengapally was born in Oakland and lives in Pleasanton with his wife Meeta (Founder / CEO of Garynsh), son Winston, and daughter Sitara. Vengapally is the son of Varghese Vengapally, who spent 20+ years serving Alameda County Social Services.



## FRONT OFFICE STAFF



**David Adame**  
Director of Ticket  
Operations



**Christian Aguinaldo**  
Account Executive,  
Member Services



**Fernando Alcalá**  
Director of Baseball  
Communications



**Haley Alvarez**  
Scouting  
Coordinator



**Suzy Alvarez**  
Director, New  
Ballpark Sales



**John Anki**  
Director of  
Accounting



**Allegra Armas**  
Community Engagement  
Coordinator



**Elisabeth Aydelotte**  
Guest Services  
Manager



**Nicole Bailey**  
Account Executive,  
Business Development



**Mark Bashuk**  
Director of Business  
Analytics



**Paul Basilio**  
Senior Accountant



**Caroline Bernardi**  
Marketing Data  
Analyst



**Nick Bigot**  
Guest Services  
Assistant



**Sabrina Blackwell**  
Associate, The CORE



**Seth Bohne**  
Manager, Strategy &  
Business Operations



**Ryan Brand**  
Sales Development  
Representative



**Scott Brinkman**  
Account Executive,  
Business Development



**Shaunna Brotherton**  
IT Support  
Administrator

**Business Operations, continued**



**Erika Busch**  
Account Executive,  
Membership Services



**Tina Buss**  
Stadium Operations  
Human Resource Manager



**Dick Callahan**  
Public Address  
Announcer



**Whitney Campbell**  
Manager, Community  
Engagement



**Ashley Carrillo**  
Account Executive,  
Group Sales



**Kristin Chaney**  
Associate, The CORE



**Phil Chapman**  
Sr. Account Executive,  
Group Sales



**Warren Chu**  
Manager, Neighborhood  
Engagement



**Troy Colyer**  
Account Executive,  
Group Sales



**Daniel Contreras**  
Motion Graphics  
Manager



**Lucas Coyle**  
Partnership Marketing  
Coordinator



**Dave Cramer**  
IT Support  
Administrator



**Arianna Cruz**  
Account Executive,  
Business Development



**Nick Cukar**  
Accounting  
Manager



**Will Culbertson**  
Account Executive,  
Group Sales



**Stephen Curry**  
GL Accountant



**Rose Dancil**  
Payroll Manager



**Lisa Dano**  
Associate, The CORE



**Dash Davidson**  
Strategic Assistant  
to the President



**Amanda DeMello**  
Membership Services  
Representative



**Kevin de Roulet**  
Technology  
Innovation Analyst



**Amar Desai**  
Digital Marketing  
Sales Analyst



**Deepika Desai**  
Premium Services  
Coordinator



**Matt Desmond**  
Video Producer



**David Don**  
Senior Director, Engineering  
& Multimedia Services



**Aaron Dragomir**  
Director, Ticket Sales



**Randy Duran**  
Senior Manager of  
Stadium Services



**Eddie Eixenberger**  
Director, The CORE



**D'Lonra Ellis**  
Assistant General  
Counsel



**Elizabeth Espinoza**  
Human Resources  
Manager



**Erik Farrell**  
Manager of  
Authentication



**Josh Feinberg**  
Director, Group  
Sales



**Kerwin Ferrette**  
Associate, The CORE



**Christopher Flynn**  
Sales Manager,  
The CORE



**Paris Freeman**  
Account Executive,  
Group Sales



**David Frieberg**  
Senior Manager  
of IT



**Stephanie Gaywood**  
Director, Community  
Engagement



**Erica George**  
Strategic Communications  
Manager



**James Gibson**  
Senior Facility  
Manager, Arizona



**Kai Glass**  
Executive Assistant  
to the COO



**Pike Goldschmidt**  
Baseball Operations  
Analyst



**Fallan Groth**  
Executive Assistant



**Kyle Grozen**  
Assistant, Youth Baseball  
& Softball Programs



**Allie Guido**  
Membership Services  
Representative



**Miguel Guiza**  
Technology  
Innovation Analyst



**Melissa Guzman**  
Senior Coordinator, Alumni  
and Family Relations



**Meagan Haight**  
Ticket Sales  
Assistant



**Sarah Halsey**  
Stadium Operations  
Scheduler



**Jasmine Hamilton**  
Associate, The CORE



**Scott Hatteberg**  
Special Assistant to  
Baseball Operations



**Patricia Heagy**  
Box Office  
Coordinator



**Tyler Heinkel**  
Senior Manager, Premium  
and New Ballpark Sales



**Zach Hernandez**  
Account Executive,  
Member Services



**Curtis Hinkle**  
Associate, The CORE



**Sarah Hoover**  
Community Engagement  
Coordinator



**Brian Howard**  
Account Executive,  
Business Development



**Andrew Hudgins**  
Stadium Operations  
Events Assistant



**Charlie Hunts**  
Marketing Manager



**Jenna Inman**  
Account Executive,  
Membership Services



**Justin Jobs**  
Account Executive,  
Group Sales

**Business Operations, continued**



**David Jackson-Hanen**  
Research Scientist



**Kasey Jarcik**  
Senior Director of Finance



**Richard Kaye**  
Account Executive, Business Development



**Charlie Kenneweg**  
Ballpark Entertainment Production Coordinator



**Laura Koerber**  
Account Executive, Business Development



**Eric Kohler**  
Account Executive, Group Sales



**Scott Krinsky**  
Spring Training Sales Manager



**Jordan Kurtz**  
Account Executive, Group Sales



**Paul La Veau**  
Senior Director of Stadium Operations



**Matt Langseth**  
Manager of Youth Baseball and Softball Programs



**Barbara Lantz**  
Marketing Assistant



**Kristy Ledbetter**  
Senior Manager of Stadium Operations Events



**Greg Ledford**  
Scouting Assistant



**Mari Lee**  
Experiential Marketing Manager



**Max Lehman**  
Video Editor



**Garrett Ley**  
Financial Planning & Analytics Manager



**Joey Liberatore**  
Broadcasting & Media Content Coordinator



**Taylor Lien**  
Director of Strategy and Business Operations



**Mark Ling**  
Baseball Communications Manager



**Ryan Little**  
Motion Graphics Coordinator



**Travis LoDolce**  
Director, Marketing



**Kevin Lowe**  
Senior Systems Administrator



**Ben Lowry**  
Baseball Operations Analyst



**Colette Lucas-Conwell**  
Executive Administrator, Office of the President



**Garrett Lyons**  
Graphic Designer



**Sean MacDuffee**  
Associate, The CORE



**Isabelle Mahaffey**  
Senior Accountant, Accounts Payable



**Mark Manos**  
Account Executive, Group Sales



**James Manriquez**  
Analyst, Strategy & Business Operations



**Zack Markell**  
Partnership Marketing Manager





**Justin Marshall**  
A's Productions  
Manager



**Ben Mayberry**  
Creative Director



**Tavis McDowell**  
Promotions  
Coordinator



**Jake Meagher**  
Senior Analyst, New  
Ballpark Sales



**Ross Melen**  
Account Executive,  
Membership Services



**Thomas Miller**  
Merchandise and Minor  
League Equipment Coordinator



**Michelle Minahen**  
Ballpark Entertainment  
and Mascot Coordinator



**Nancy Moriuchi**  
Player Development  
Coordinator



**Danna Mout**  
Senior Accountant



**Cat Mundy**  
Director of  
Partnership Marketing



**Rob Naberhaus**  
Director, Baseball  
Systems



**Blake Nahlen**  
Senior Manager of  
Partnerships



**Michael Neis**  
Director of Membership  
and Premium Services



**Parker Newton**  
Sr. Account Executive,  
Business Development



**Nicola Norris**  
Premium Services  
Manager



**John Nowicki**  
Senior Manager of  
Partnerships



**Courtney Oliver**  
Associate, The CORE



**Mike Ono**  
Creative Services  
Manager



**Chidi Oteh**  
Associate Counsel



**Jen Otoshi**  
Special Events  
Coordinator



**Detra Paige**  
Director, Alumni and  
Family Relations



**Julie Parra**  
Pricing Analyst



**Matthew Perl**  
Director, Performance  
Marketing and Broadcasting



**Alissa Persichetti**  
Manager,  
Group Sales



**Desiree Powers**  
Stadium Operations  
Payroll Specialist



**Joe Pun**  
Director, Spring Training  
Business Operations



**Heather Rajeski**  
Senior Manager,  
Ballpark Events



**Andrea Ramsey**  
Office Services  
Coordinator



**Austin Redman**  
Senior Manager,  
Ticket Operations



**Xavier Rentz**  
Account Executive,  
Membership Services

**Business Operations, continued**



**Greg Rieber**  
Senior Director of  
Corporate Partnerships



**Veronica Rivas**  
Special Events  
Coordinator



**Daniel Roach**  
Senior Manager of  
Business Analytics



**Nick Robbin**  
Account Executive,  
Business Development



**Michael Rodgers**  
Account Executive,  
Group Sales



**Rhonda Romero**  
Creative Services  
Coordinator



**Raymond Rondez**  
CRM Coordinator



**Noah Rosen**  
Manager, Project  
Development



**Jackson Rowley**  
Sales Development  
Representative



**Allie Rumpanos**  
Account Executive,  
Business Development



**Kalli Rutherford**  
Ballpark Events  
Coordinator



**Luke Salmas**  
Ticket Sales Analyst



**Amelia Schimmel**  
Executive Producer of Ballpark  
Entertainment & Video Content



**Taylor Schmid**  
Minor League Video  
Assistant



**Mike Selleck**  
Baseball Information  
Manager



**Matt Seu**  
Membership Services  
Manager



**Betty Shinoda**  
Executive Assistant



**Jason Silva**  
Stadium Operations  
Systems Manager



**Geoff Sinnott**  
Senior Manager of  
Partnerships



**Kyle Skinner**  
Social Media  
Coordinator



**Payton Sprague**  
Partnership Marketing  
Coordinator



**Sydney Sprenger**  
Spring Training Activation  
& Community Manager



**Mariah Stevenson**  
Account Executive,  
Membership Services



**Stomper**  
Mascot



**Katie Strehlow**  
Human Resources  
Coordinator



**Christian Suarez**  
Account Executive,  
Business Development



**Andy Szabo**  
Senior Manager of  
Partnerships



**Kayla Taylor**  
Associate, The CORE



**Noelle Tanney**  
Talent Consultant/  
Recruiter



**Stephanie Tran**  
Director of  
Special Events



**Kara Tsuboi**  
In Game Host



**Casey Van Camp**  
Associate, The CORE



**Chris Van Dyne**  
Sr. Account Executive,  
Business Development



**Matt Van Norton**  
Stadium Operations  
Manager



**JJ Vanni**  
Ticket Operations  
Coordinator



**Adam Watts**  
Account Executive,  
Business Development



**Dylan Webster**  
Manager, Technology  
Innovation



**Kaitlyn Welsh**  
Account Executive,  
Group Sales



**Curtis Wiggington**  
Executive Assistant,  
Office of the President




**Spencer Wilson**  
Associate, The CORE



**Brian Wulf**  
Account Executive,  
Business Development



**Chad Yaconetti**  
Arizona Clubhouse  
Manager



**Michael Zagaris**  
Team Photographer




**Jory Zemanek**  
Account Executive,  
Business Development



**Josh Ziegenbusch**  
Senior Director of  
Service & Retention



*Khris Davis is the 22nd player in Major League history with at least three straight seasons of 40 home runs and 100 RBI*



2019 ATHLETICS

**MANAGER**

Robert Paul Melvin

Named as A's interim manager, June 9, 2011

**Birthdate:** October 28, 1961

**Birthplace/Resides:** Palo Alto, California / Berkeley, California

**Contract Status:** Signed through 2021

Bob Melvin returns for his ninth season as manager of the Oakland A's in 2019, a tenure that has included four postseason appearances and two American League Manager of the Year awards. Melvin has a 634-599 (.514) record since being named interim manager, June 9, 2011 and his wins are third most in franchise history behind Connie Mack (3582) and Tony La Russa (798). Among active managers, only the Giants' Bruce Bochy, the Royals' Ned Yost and the Pirates' Clint Hurdle have longer uninterrupted tenures with their current teams. Melvin is now 1127-1107 (.504) in 15 seasons as a Major League manager, including stints with the Seattle Mariners (2003-04) and Arizona Diamondbacks (2005-09).

Melvin was named American League Manager of the Year by the *Baseball Writers Association of America* and the *Sporting News* in 2018 and Major League Manager of the Year by *Baseball America*. It was third time he was named Manager of the Year by the *BBWAA* (2007 with Arizona and 2012 with Oakland) and he is the eighth manager to win the award three or more times, joining Dusty Baker, Bobby Cox, Tony La Russa, Jim Leyland, Joe Maddon, Lou Piniella and Buck Showalter. He was already just the sixth manager to win the award in both leagues and he and Tony La Russa (1988 and 1992) are the only managers to win the award in an Oakland uniform.

In 2018, Melvin guided the A's to a 97-65 record and a postseason appearance as an American League Wild Card team. His four postseason appearances (2012-14, 18) match Tony La Russa (1988-90, 92) for the most in Oakland history and trail only Connie Mack, who had eight World Series appearances, in Athletics history. The 97 wins were a 22-win improvement over 2017 and it marked the third time a Bob Melvin-managed team increased its win total by 20 or more games from the previous season. In his first season with Arizona in 2004, the Diamondbacks posted 77-85 record after going 51-111 in 2003. He then took the A's from a 74-win season in 2011 to a 94-68 record and an AL West title in 2012.

Melvin guided the A's to a 47-52 (.475) record in 2011 after Oakland started the season 27-36 (.429). He then led the A's to back-to-back AL West titles in 2012 and 2013 with records of 94-68 and 96-66. Melvin became the first manager to lead the A's to consecutive division titles since Tony La Russa won three straight from 1988-90.

Melvin was named AL Manager of the Year by the *BBWAA* in 2012 after the A's became the fifth team in Major League history to win a Pennant or Division after trailing by 13 or more games and the first to come back when trailing by five or more games with fewer than 10 games remaining. That club employed 19 rookies, including 12 pitchers.

The A's finished 88-74 in 2014 but reached the postseason for the third consecutive year as a Wild Card. Oakland logged back-to-back 90-loss seasons in 2015 and 2016 before going 75-87 in 2017. On July 29, 2017, Melvin became the 64th manager in ML history to win 1,000 games.

Melvin signed a three-year contract through the 2014 season, Sept. 21, 2011, a two-year extension through 2016, Jan. 14, 2013, another two-year extension through 2018, Sept. 9, 2015, a one-year extension through 2019, Sept. 28, 2017 and a two-year extension through 2021, Oct. 29, 2018. The Bay Area native is the 30th manager in franchise history and the 18th in Oakland history.

In his previous managerial stint, he guided Arizona to a 337-340 (.498) record in four-plus seasons. He was named manager of the D-backs Nov. 5, 2004 and led the club to a 77-85 mark in his first season, a 26-game turnaround from a franchise-worst 51-111 mark in 2004. After a 76-86 finish in 2006, Melvin was named National League Manager of the Year by the *BBWAA* in 2007 after guiding Arizona to a league-best 90-72 record. He also earned NL Manager of the Year honors from *The Sporting News* and the Negro League Baseball Museum's C.I. Taylor Legacy

Award. The Diamondbacks followed up their NL West title with a second-place finish in 2008, finishing 82-80. Melvin became the winningest manager in Arizona history that season when he earned his 304th win Aug. 14, surpassing Bob Brenly. Melvin was relieved of his duties as D-backs manager May 8, 2009 after a 12-17 start.

Prior to being named A's manager, Melvin had rejoined the Diamondbacks as a special baseball advisor to President & CEO Derrick Hall in May of 2011, assisting the baseball operations department and other business divisions of the organization. He was a professional scout for the New York Mets in 2010.

Melvin began his managerial career in 2003, guiding the Mariners to a 93-69 record in shattering the team record for wins by a first-year Mariners manager set by Lou Piniella in 1993 (82-80). His 93 wins also tied for the 15th-most by any rookie manager in Major League history at the time. The Mariners then fell to 63-99 in 2004 and he left Seattle with a 156-168 (.481) record in two seasons.

Melvin began his coaching career as Manager Phil Garner's bench coach from 1999-2000, first with the Brewers in 1999 and then in 2000 with the Tigers. While with the Brewers, he also managed the Maryvale team in the Arizona Fall League in 1999. He was inducted into the AFL Hall of Fame in 2013. Melvin then served as Bob Brenly's bench coach with the D-backs from 2001-02 when the club won back-to-back NL West titles and the World Series in 2001. Prior to those bench coach roles, he spent three seasons with Milwaukee in various capacities, serving as a scout in 1996, roving instructor in 1997 and as assistant to General Manager Sal Bando in 1998.

A 10-year Major League veteran, Melvin's playing career included stops in Detroit (1985), San Francisco (1986-88), Baltimore (1989-91), Kansas City (1992), Boston (1993), the New York Yankees (1994) and the Chicago White Sox (1994). He posted a .233 batting average with 35 home runs and 212 RBI while playing in 692 games. The former catcher was drafted by Detroit as its first choice in the secondary phase of the 1981 January draft and hit .220 in 41 games in his rookie season of 1985. Melvin spent the next three seasons sharing the catching duties with

## ATHLETICS MANAGERS

Manager	Years	W	L	Pct.	Notes
Connie Mack	1901-50	3582	3814	.484	9 AL Pennants, 5 World Championships
Earle Mack	1937-39	45	77	.369	
Jimmie Dykes	1951-53	208	254	.450	
Eddie Joost	1954	51	103	.331	
Lou Boudreau	1955-57	151	260	.367	
Harry Craft	1957-59	162	196	.453	
Bob Elliot	1960	58	96	.377	
Joe Gordon	1961	26	33	.441	
Hank Bauer	1961-62, 69	187	226	.453	
Ed Lopat	1963-64	90	124	.421	
Mel McGaha	1964-65	45	91	.331	
Haywood Sullivan	1965	54	82	.397	
Alvin Dark	1966-67, 74-75	314	291	.519	2 AL West Titles, 1 AL Pennant, 1 World Championship
Luke Appling	1967	10	30	.250	
Bob Kennedy	1968	82	80	.506	
John McNamara	1969-70	97	78	.554	
Dick Williams	1971-73	288	190	.603	3 AL West Titles, 2 AL Pennants, 2 World Championships
Chuck Tanner	1976	87	74	.540	
Jack McKeon	1977, 78	71	105	.403	Started 1977 season, finished 1978
Bobby Winkles	1977-78	61	86	.415	Finished 1977 season, started 1978
Jim Marshall	1979	54	108	.333	
Billy Martin	1980-82	215	218	.497	1 AL West Title
Steve Boros	1983-84	94	112	.456	
Jackie Moore	1984-86	163	190	.462	
Jeff Newman	1986	2	8	.200	Interim Manager
Tony La Russa	1986-1995	798	673	.542	4 AL West Titles, 3 AL Pennants, 1 World Championship
Art Howe	1996-2002	600	533	.530	2 AL West Titles, 1 AL Wild Card
Ken Macha	2003-06	368	280	.568	2 AL West Titles
Bob Geren	2007-11	334	376	.470	
<b>Bob Melvin</b>	<b>2011-</b>	<b>634</b>	<b>599</b>	<b>.514</b>	<b>2 AL West Titles, 2 AL Wild Cards</b>

## Melvin, continued

Bob Brenly for the Giants, hitting a career-high 11 home runs in 1987. After three seasons in Baltimore, he batted a career-high .314 in 32 games with Kansas City in 1992.

Melvin graduated from Menlo-Atherton High School in Menlo Park, Calif. in 1979 and later attended and played baseball at the University of California in Berkeley. He and his wife, Kelley, have a daughter, Alexi, who is a graduate of the prestigious Lee Strasberg Theater & Film Institute in New York.

### MAJOR LEAGUE RECORD

	AVG.	G	AB	R	H	2B	3B	HR	RBI	SH	SF	HP	BB	SO	SB	CS	SLG	OBP	E
TOTALS	.233	692	1955	174	456	85	6	35	212	21	20	1	98	396	4	13	.337	.268	24

### MANAGERIAL RECORD

Year	Club	League	Class	W-L	Pos.
2003	SEATTLE	American	Majors	93-69	2nd / West
2004	SEATTLE	American	Majors	63-99	4th / West
2005	ARIZONA	National	Majors	77-85	2nd / West
2006	ARIZONA	National	Majors	76-86	4th / West
2007	ARIZONA	National	Majors	90-72	1st / West
2008	ARIZONA	National	Majors	82-80	2nd / West
2009	ARIZONA	National	Majors	12-17	4th / West
2011	OAKLAND	American	Majors	47-52	3rd / West
2012	OAKLAND	American	Majors	94-68	1st / West
2013	OAKLAND	American	Majors	96-66	1st / West
2014	OAKLAND	American	Majors	88-74	2nd / West
2015	OAKLAND	American	Majors	68-94	5th / West
2016	OAKLAND	American	Majors	69-93	5th / West
2017	OAKLAND	American	Majors	75-87	5th / West
2018	OAKLAND	American	Majors	97-65	2nd / West

Major League Totals

1127-1107

## MIKE ALDRETE

17

### ASSISTANT HITTING COACH

Michael Peter Aldrete

Named A's bench coach, October 27, 2014

Named A's first base coach, November 12, 2015

Named A's assistant hitting coach, December 4, 2017

**Birthdate:** January 29, 1961

**Birthplace/Resides:** Carmel, California / Salinas, California



Mike Aldrete returns for his fifth season on the A's coaching staff, his second as assistant hitting coach. He rejoined Manager Bob Melvin for a third time in his coaching career as bench coach in 2015 and spent the next two seasons as the A's third base and outfield coach. Aldrete, who has served as bench coach for the St. Louis Cardinals from 2012-14, previously worked under Melvin as first base coach for the Seattle Mariners in 2004 and as hitting coach for the Arizona Diamondbacks from 2005-06. The 2019 season will mark his 15th on a Major League coaching staff.

He began his coaching career in 2001 as hitting coach for Yakima in the Diamondbacks' minor league system. He was promoted to manager of Yakima the following season and then managed Arizona's High Class A club in Lancaster in 2003. His first coaching opportunity in the majors came in 2004 when he was named first base coach on Melvin's staff in Seattle. He moved to Arizona the following year when Melvin was named manager of the Diamondbacks, serving as hitting coach there for two seasons.

Tony La Russa, whom Aldrete had played for in Oakland, hired him as assistant hitting coach with St. Louis in 2008. After four seasons in that position, including the 2011 Cardinals team



that was crowned World Series champions, he was promoted to bench coach in 2012 when Mike Matheny replaced the retiring La Russa as manager. During his three-year stint as bench coach, the Cardinals advanced to the World Series in 2013 and to the National League Championship Series in both 2012 and 2014.

Born in Carmel, Calif. and a graduate of Monterey High School and Stanford University, the former first baseman/outfielder played for seven different teams during his 10-year Major League career, including both the San Francisco Giants (1986-88) and the Oakland A's (1993-95). A .263 lifetime hitter in 930 games, Aldrete also played for Montreal (1989-90), San Diego (1991), Cleveland (1991), the California Angels (1995-96) and the New York Yankees (1996).

Aldrete's finest season as a player was with the Giants in 1987, when he batted a career-high .325 on a team that lost to St. Louis in the National League Championship Series. He split his final season between California and New York in 1996, ending his career as a member of the World Series Champion Yankees.

A third team All-American his senior season at Stanford, Aldrete was chosen by San Francisco in the seventh round of the June Draft in 1983. He enjoyed a pair of trips to the College World Series with the Cardinal and was a member of the U.S. Collegiate All-Star Team that toured Japan in 1982. Aldrete graduated from Monterey (Ca.) High School, lettering in baseball, basketball and football.

Aldrete makes his off-season home in Salinas, Calif., with his wife, Gina, and their three children; Michael, Blake and Nicolette. Michael (RHP) was selected by the Cardinals in the 2012 First Year Player Draft out of San Jose State (39th round).

#### MAJOR LEAGUE RECORD

	AVG.	G	AB	R	H	2B	3B	HR	RBI	SH	SF	HP	BB	SO	SB	CS	SLG	OBP	E
TOTALS	.263	930	2147	277	565	104	9	41	271	14	18	5	314	381	19	18	.377	.356	19

## DARREN BUSH

## 51

### HITTING COACH

Darren James Bush

Named A's bullpen coach, October 26, 2012

Named A's hitting coach, October 30, 2014

**Birthdate:** January 18, 1974

**Birthplace/Resides:** Columbus, Ohio / Englewood, Florida



Darren Bush completed his fourth season as the A's hitting coach in 2018 after serving as the bullpen coach from 2013-14. Under his guidance, the A's offense ranked second in the majors in doubles (322) and extra base hits (569), third in home runs (227), fourth in runs (813) and slugging (.439) and fifth in OPS (.764) in 2018 while setting an Athletics franchise record for extra base hits. The 2018 season marked Bush's 14th in the A's organization, which includes two seasons as a minor league hitting coach, six seasons as a manager and six seasons on the Major League coaching staff.

Bush compiled a 462-386 (.545) record in six seasons as a manager with Single-A Stockton (2007-08), Double-A Midland (2009-10) and Triple-A Sacramento (2011-12). He guided the River Cats to back-to-back division titles with a mark of 88-56 in 2011 and 86-58 in 2012. Bush also led the RockHounds to playoff appearances in 2009 and 2010, including a Texas League Championship in 2009. He also skipped Single-A Stockton to the California League Championship in his second year as a manager in 2008. Bush joined the Athletics in 2005 as hitting coach at Stockton and spent two seasons in that capacity before taking over as manager for the Ports in 2007.

Prior to joining the A's organization, Bush coached in independent leagues. He was the hitting coach and Director of Player Personnel with Yuba-Sutter of the Western League in 2002 and then spent two seasons as a manager in the Northeast League with Berkshire (41-51 in 2003) and Quebec (58-34 in 2004).

**Coaches, continued**

A former outfielder, Bush began his playing career with three seasons in the independent Frontier League. He played for Zanesville in 1996 and Springfield in 1997-98, hitting .302 with 26 home runs and 133 RBI in 224 games. Bush signed with the San Diego Padres organization Dec. 24, 1998 and hit .259 with 16 home runs and 114 RBI in 231 games in two seasons at Single-A Rancho Cucamonga (1999-2000) and one year at Single-A Clearwater (2001) in the Phillies farm system. He also played one game for Triple-A Las Vegas in 2000 and went 2-for-4. He concluded his playing career by hitting .417 in seven games for Yuba-Sutter of the Western League in 2002. Bush had a .284 average in 456 games overall.

Bush attended Dunedin High School and Valdosta State University. He resides in Englewood, Fla. during the offseason. Bush is married, Rebecca, and has two children, Wyatt and Maggie.

**MINOR LEAGUE RECORD**

	AVG.	G	AB	R	H	2B	3B	HR	RBI	SH	SF	HP	BB	SO	SB	CS	SLG	OBP	E
TOTALS	.283	456	1536	252	434	85	12	42	248	10	14	12	225	256	35	26	.436	.375	26

**RYAN CHRISTENSON**

**29**

**BENCH COACH**

Ryan Alan Christenson

Named A's bench coach, October 19, 2017

**Birthdate:** March 28, 1974

**Birthplace/Resides:** Redlands, California / Tyrone, Georgia



Ryan Christenson made his debut on a Major League coaching staff as Bob Melvin's bench coach for the 2018 season and returns in the same capacity for 2019. This is his 14th season in the A's organization, which includes five years as a minor league manager and seven seasons as a player

Prior to his promotion in Oakland in 2018, Christenson spent five seasons managing in the A's farm system. After Single-A stints at Beloit in 2013 and Stockton in 2014, he guided Double-A Midland to back-to-back Texas League Championships in 2015 and 2016. Christenson served as manager at Triple-A Nashville in 2017 and also manned the third base coaching box for team USA in the 2017 All-Star Futures Game. His teams have a 391-307 (.560) record in five seasons.

Christenson played parts of six seasons in the majors with Oakland (1998-2001), Arizona (2001), Milwaukee (2002) and Texas (2003) and was a .222 hitter with 16 home runs and 102 RBI in 452 games. His best season came in his rookie campaign in 1998 when he hit .257 with five home runs and 40 RBI, all career-highs. Christenson batted .237 in 351 games in his four seasons with the A's and was a member of the 2000 American League West champions. His playing career concluded at Triple-A Albuquerque in the Marlins farm system in 2004.

Christenson was selected by the A's in the 10th round of the 1995 June draft out of Pepperdine University. He was West Coast Conference Player of the Year in his final season with the Waves after leading the league with a .376 batting average. Christenson is a 1992 graduate of Apple Valley High School.

Christenson resides in Tyrone, Ga. with his wife, Micki, and children, Cassidy and Cameron.

**MAJOR LEAGUE RECORD**

	AVG.	G	AB	R	H	2B	3B	HR	RBI	SH	SF	HP	BB	SO	SB	CS	SLG	OBP	E
TOTALS	.222	452	998	159	222	48	5	16	102	27	9	6	114	256	16	15	.329	.303	17



**PITCHING COACH**

Scott Matthew Emerson

Named A's bullpen coach, October 30, 2014

Named A's pitching coach, June 15, 2017

**Birthdate:** December 22, 1971

**Birthplace/Resides:** Baltimore, Maryland / Rockingham, North Carolina

Scott Emerson returns for his fifth season on the A's Major League coaching staff and his 17th in the A's organization. He joined the coaching staff in Oakland for the 2015 season as bullpen coach and took over the reigns as pitching coach on June 15, 2017.

Emerson spent two seasons as minor league roving pitching instructor from 2013-14 after 10 years as a pitching coach at various levels. He joined the A's organization in 2003 as pitching coach at Single-A Modesto and served two seasons there before the A's moved their affiliate to Stockton. After two seasons with the Ports, Emerson had a four-year stint at Double-A Midland from 2007-10. He was promoted to Triple-A Sacramento in 2011 and spent two seasons with the River Cats.

Emerson's coaching career began in the Pittsburgh Pirates organization in 2000 when he was named the pitching coach for the Pirates Gulf Coast Rookie League club at Bradenton. He spent two years in the GCL and one at Single-A Williamsport in 2002 before joining the A's organization.

Emerson pitched professionally for six seasons in the Baltimore (1992-95), Boston (1995-96) and Arizona (1997) organizations. He was a 10-game winner at Single-A Albany in 1993 and was traded to the Red Sox organization early during the 1995 season. The left-hander signed

**A'S RECENT COACHING ASSIGNMENTS**

Year	Bench	Pitching	Hitting	Third Base	First Base	Bullpen	Other
2018	Christenson	Emerson	Bush	Williams	Pedrique	Jensen	Aldrete <sup>3</sup> Kotsay <sup>4</sup> Jensen <sup>2</sup>
2017	Hale Kotsay	Emerson Young	Bush	Scarsone Hale	Aldrete	Alston Emerson	Jensen <sup>2</sup>
2016	Kotsay	Young	Bush	Washington	Aldrete	Emerson	Jensen <sup>2</sup>
2015	Aldrete	Young	Bush	Washington Gallego	Waller	Emerson	Jensen <sup>2</sup>
2014	Hale	Young	Davis	Gallego	Waller	Bush	Prieto <sup>1</sup>
2013	Hale	Young	Davis	Gallego	Waller	Bush	Prieto <sup>1</sup>
2012	Hale	Young	Davis	Gallego	Waller	Rodriguez	Prieto <sup>1</sup>
2011	Skinner	Romanick	Perry	Gallego	Waller	Rodriguez	
2010	Waller	Young	Skaalen	Gallego	Steverson	Romanick	
2009	Waller	Young	Skaalen	Gallego	Steverson	Romanick	
2008	Wakamatsu	Young	Van Burkleo	Waller DeFrancesco	DeFrancesco Waller	DeFrancesco Waller	Romanick Romanick
2007	Schaefer	Young	Van Burkleo	Lachemann	Waller	Fischer	
2006	Geren	Young	Perry	Washington	Washington	Fischer	
2005	Lachemann	Young	Hudgens	Washington	Fischer	Geren	
2004	Speier	Young	Hudgens	Washington	Fischer	Geren	
2003	Francona	Peterson	Hudgens Bosley	Washington	Fischer	Geren	
2002	Macha	Peterson	Bosley	Washington	Quade	Fischer	
2001	Macha	Peterson	Bosley	Washington	Quade	Fischer	
2000	Macha	Peterson	Bosley	Washington	Quade	Fischer	
1999	Macha	Peterson	Hudgens	Washington	Bosley	Fischer	
1998	Dyer	Cluck	Walling	Washington	Jones	Fischer	

<sup>1</sup>major league coach. <sup>2</sup>assistant hitting/catching. <sup>3</sup>assistant hitting. <sup>4</sup>quality control

**Coaches, continued**

with Arizona after being released by Boston in the spring of 1997. He pitched in three games for Single-A High Desert before concluding his professional career with Rio Grande Valley of the independent Texas-Louisiana League in 1997. Emerson was 27-29 with a 4.16 ERA in 135 games, 79 starts in his career.

Emerson was drafted by San Diego in the 21st round of the 1990 June draft out of Shadow Mountain HS (Phoenix, Ariz.) but did not sign. He attended Scottsdale Community College and signed with the Baltimore organization after the Orioles selected him in the 40th round of the 1991 June draft.


Emerson and his wife, Jill, make their offseason home in Rockingham, N.C.

**MINOR LEAGUE RECORD**

	W	L	ERA	G	GS	CG	SHO	SV	IP	H	R	ER	HR	HB	BB	IBB	SO	WP	BK
TOTALS	27	29	4.16	135	79	4	0	0	493.1	520	298	228	28	26	268	5	361	54	4

**MARCUS JENSEN**

**59**



**BULLPEN COACH**

Marcus Christian Jensen

Named A's assistant hitting/catching coach, October 30, 2014

Named A's bullpen coach, December 4, 2017

**Birthdate:** December 14, 1972

**Birthplace/Resides:** Oakland, California / Scottsdale, Arizona

Oakland native Marcus Jensen returns for his fifth season on the A's Major League coaching staff and his 13th in the A's organization. He took over as bullpen coach in 2018 after serving as the A's assistant hitting/catching coach from 2015-17.

Jensen spent the 2014 season as the A's minor league roving hitting instructor. He joined the A's organization in 2007 as hitting coach for the A's affiliate in the Arizona Rookie League and served two years in that capacity. Jensen took over the managerial duties for that club in 2009 and guided the A's to a 141-136 (.509) record and one playoff appearance in five seasons. In 2013, he also served as the A's minor league roving catching instructor.

A former catcher, Jensen was drafted by San Francisco out of Skyline HS in Oakland following the first round of the 1990 June draft as a compensation pick for the loss of free agent Craig Lefferts. He batted .184 with six home runs and 29 RBI in 145 games in seven seasons with seven different teams.

Jensen made his Major League debut with San Francisco in 1996 and appeared in 39 games over two seasons with the Giants before he was dealt to Detroit in July, 1997. After spending parts of the 1998 and 1999 seasons with Milwaukee and St. Louis respectively, Jensen saw his most big league action with Minnesota in 2000 when he batted .209 with three home runs and 14 RBI in 52 games. He split the 2001 season between Boston and Texas and returned to Milwaukee in 2002, appearing in 40 games in his final big league campaign. Jensen spent the 2003 season at Triple-A Columbus in the New York (AL) farm system and played for Cancun in the Mexican League in 2004. He spent his final two seasons as a professional with Mesa (2005) and Reno (2006) of the independent Golden Baseball League. Jensen was also a member of the 2000 U.S. Olympic team that defeated Cuba for the gold medal.

Jensen makes his offseason home in Scottsdale, Ariz., with his son, Marcus.

**MAJOR LEAGUE RECORD**

	AVG.	G	AB	R	H	2B	3B	HR	RBI	SH	SF	HP	BB	SO	SB	CS	SLG	OBP	E
TOTALS	.184	145	343	33	63	16	1	6	29	3	1	0	50	106	0	1	.289	.287	10



**QUALITY CONTROL COACH**

Mark Steven Kotsay

Named A's bench coach, November 12, 2015

Named A's quality control coach, November 2, 2017

**Birthdate:** December 2, 1975

**Birthplace/Resides:** Whittier, California / Rancho Sante Fe, California

Mark Kotsay returns for his fourth season on the A's coaching staff, his second as the major league quality control coach. He will assist Bob Melvin and the ML coaching staff in all areas and will also consult with the front office in other facets of the organization. Kotsay joined the A's as the bench coach in 2016 after making his professional coaching debut as the San Diego Padres hitting coach in 2015. He took a leave of absence June 19, 2017 and missed the rest of the season.

Kotsay spent 17 seasons in the Major Leagues from 1997-2013, including a four-year stint with Oakland from 2004-07. He was acquired from San Diego following the 2003 season for Ramon Hernandez and Terrence Long and went on to hit .282 in 472 games with the A's. Kotsay batted a career high .313 in 2004 and tallied a career high 82 RBI in 2005 while belting 15 home runs in each season. He was a member of the A's American League West champions in 2006 and sparked Oakland to its first ALCS appearance in 14 years with an inside-the-park home run in Game 2 of the ALDS at Minnesota.

A former outfielder, Kotsay batted .276 with 127 home runs and 720 RBI in 1914 games during his career, which also included stops in Florida (1997-2000), San Diego (2001-03, 12-13), Atlanta (2008), Boston (2008-09), Chicago-AL (2009-10) and Milwaukee (2011). He made his ML debut with Florida in his second professional season in 1997 and appeared in a career-high 154 games in his rookie season of 1998. After batting .298 in 2000, he was traded to San Diego five days prior to Opening Day in 2001. He hit .292 with a career-high 17 home runs in 2002. Following his stay with Oakland, Kotsay returned to the LCS in 2008 with Boston and 2011 with Milwaukee. He concluded his playing career with San Diego in 2012 and 2013.

Kotsay retired following the 2013 season and spent 2014 in the Padres front office as a special assistant to the general manager and baseball operations. In that role, he was involved in all aspects of the club's baseball operations.

A graduate of Sante Fe (CA) High School, Kotsay attended Cal State Fullerton where he led the Titans to the College World Series Championship in 1995. He was the winner of the Golden Spikes Award and was named Collegiate Player of the Year that year and hit .404 in his collegiate career. Kotsay was the Marlins first round pick and the ninth selection overall in the 1996 draft and also played for the United States in the 1996 Olympics.

Kotsay is married, Jamie, and has three children, Grace, Sienna and Trey. He resides in Rancho Sante Fe, Calif., during the offseason.

**MAJOR LEAGUE RECORD**

	AVG.	G	AB	R	H	2B	3B	HR	RBI	SH	SF	HP	BB	SO	SB	CS	SLG	OBP	E
TOTALS	.276	1914	6464	790	1784	353	48	127	720	30	48	13	554	757	98	64	.404	.332	49

**ATHLETICS WHO HAVE HIT FOR THE CYCLE**

Harry Davis at Boston, July 10, 1901  
 Nap Lajoie at Cleveland, July 30, 1901  
 Danny Murphy vs. St. Louis, August 25, 1910  
 Frank Baker at New York, July 3, 1911 (second game)  
 Mickey Cochrane at Washington, July 22, 1932  
 Mickey Cochrane at New York, August 2, 1933  
 Pinky Higgins at Washington, August 6, 1933  
 Jimmie Foxx at Cleveland, August 14, 1933  
 Doc Cramer at New York, June 10, 1934

Sam Chapman at St. Louis, May 5, 1939  
 Elmer Valo at Chicago, August 2, 1950  
 Tony Phillips at Baltimore, May 16, 1986  
 Mike Blowers at Chicago, May 18, 1998  
 Eric Chavez vs. Baltimore, June 21, 2000  
 Miguel Tejada at Seattle, September 29, 2001  
 Eric Byrnes at San Francisco, June 29, 2003  
 Mark Ellis vs. Boston, June 4, 2007

**FIRST BASE COACH**

Alfredo Jose Pedrique

Named A's first base coach, December 4, 2017

**Birthdate:** August 11, 1960**Birthplace/Resides:** Valencia, Arizona / Tucson, Arizona

Al Pedrique returns for his second season as A's first base coach and his sixth season on a Major League coaching staff. He was third base coach and interim manager for Arizona in 2004, third base coach for Houston in 2009 and bench coach for the Astros from 2010-11.

Prior to joining the Athletics, Pedrique spent five seasons managing in the New York Yankees farm system. He started at Single-A Charleston in 2013, moved to Single-A Tampa in 2014, was promoted to Double-A Trenton in 2015 and has spent the next two seasons at Triple-A Scranton/Wilkes-Barre. He was named International League Manager of the Year in 2016 after guiding the RailRiders to the best record in all full season minor leagues (91-52, .636) and the Triple-A championship. Pedrique is 857-742 (.536) in 14 seasons as a minor league manager.

Pedrique managed for nine seasons in the minors in the Kansas City, Houston and Arizona organizations from 1995-2003 before earning his first Major League assignment in 2004. He began the season as Arizona's third base coach but was interim manager the second half of the season when the Diamondbacks went 22-61 (.265). Pedrique also managed the 2002 Scottsdale Scorpions in the Arizona Fall League and served as a coach for the World Team in the 2003 MLB All-Star Futures Game.

Pedrique returned to the Houston organization in 2005 as a special assistant to the general manager, a position he held for three seasons (2005-07). In October of 2006, his duties were expanded to include responsibility for all of the club's Latin American operations, including the overseeing of the franchise's academies as well as the player development and scouting efforts. He began the 2009 season as minor league field coordinator before joining the Astros as third base coach in September. He spent the 2010 and 2011 seasons as bench coach.

**OAKLAND A'S CLINCHING DATES**

Year	Date	Game No.	Opponent	Score	Winner	Loser
1971	September 15	149	at Chicago	3-2	Grant	Wood
1972	September 28	150	Minnesota	8-7	Fingers	LaRoche
1973	September 23	156	at Chicago	10-5	Blue	Wood
1974	September 27	158	Chicago	2-3	Bahnsen	Holtzman
1975	September 24	158	Chicago	13-2	Blue	Jefferson
1988	September 19	151	Minnesota	5-3	Stewart	Toliver
1989	September 27	158	Texas	5-0	Moore	Moyer
1990	September 25	154	at Kansas City	5-0	Stewart	Appier
1992	September 28	156/157	Off Day*			
2000	October 1	161	Texas	3-0	Hudson	Glynn
2001	September 23	150	Seattle	7-4	Mulder	Garcia
2002	September 20 (Playoff)	154	Texas	4-2	Mecir	Kolb
	September 26 (Division)	159	at Seattle	5-3 (10)	Koch	Hasegawa
2003	September 23	158	Texas	4-3 (10)	Foulke	Cordero
2006	September 26	157	at Seattle	12-3	Harden	Woods
2012	October 1 (Playoff)	160	Texas	4-3	Parker	Perez
	October 3 (Division)	162	Texas	12-5	Scribner	Holland
2013	September 22	156	Minnesota	11-7	Gray	De Vries
2014	September 28	162	at Texas	4-0	Gray	Martinez
2018	September 24	157	at Seattle	7-3	Buchter	Armstrong

\*Chicago defeated 2nd place Minnesota on the A's off day.

Pedrique spent parts of three seasons in the majors with the Mets (1987), Pirates (1987-88) and Tigers (1989) and hit .247 with a home run and 36 RBI in 174 games.

Pedrique and his wife, Marla, have four children: Andreyana, Mariana, Lilian and Carlos. He resides in Tucson, Ariz.

### MAJOR LEAGUE RECORD

	AVG.	G	AB	R	H	2B	3B	HR	RBI	SH	SF	HP	BB	SO	SB	CS	SLG	OBP	E
TOTALS	.247	174	449	32	111	18	1	1	36	6	1	4	29	61	5	4	.298	.298	19

## MATT WILLIAMS

4


### THIRD BASE COACH

Matthew Derrick Williams

Named A's third base coach, November 17, 2017

**Birthdate:** November 28, 1965

**Birthplace/Resides:** Bishop, California / Scottsdale, Arizona



Matt Williams returns for his second season as the A's third base coach. This marks his ninth season on a Major League coaching staff, which includes two seasons as manager of the Washington Nationals.

Williams made his coaching debut with the Arizona Diamondbacks in 2010 as first base coach. He spent the next three seasons as third base coach before being named manager of the Nationals for the 2014. Williams was named *BBWAA* and *The Sporting News* Manager of the Year in his first season after leading Washington to a 96-66 record and a National League East title. Washington finished 83-79 the following season and he compiled a 179-145 (.552) in his two seasons as manager. Williams returned to Arizona as third base coach in 2016.

Williams played 17 seasons in the majors with San Francisco (1987-96), Cleveland (1997) and Arizona (1998-2003). He was a .268 career hitter with 378 home runs and 1218 RBI in 1866 games. A five-time All-Star (1990, 94-96, 99), Williams also won four Gold Gloves (1991, 93-94, 97) and four Louisville Silver Slugger Awards (1990, 93-94, 97) at third base. He played in three World Series with three different teams (Giants, 1989; Indians, 1997; D-backs, 2001) and became the first player to hit at least one World Series homer with three different clubs.

Williams was selected by the Giants with the third overall pick in the 1986 June Draft out of the University of Nevada Las Vegas. He made his Major League debut the following season at the age of 21 and led the NL with 122 RBI in his first full season in 1990. Williams finished second in NL Most Valuable Player voting in the strike-shortened 1994 season after batting .267 with a league-leading 43 home runs along with 96 RBI in 112 games. He was traded to Cleveland following the 1996 season and was dealt to Arizona following the 1997 season. His best season with the Diamondbacks came in 1999 when he hit .303 with 35 home runs and a career-high 142 RBI in 154 games.

Following his playing career, Williams was a member of the Diamondbacks broadcast team from 2005-09, serving as a color analyst on select broadcasts on FOX Sports Arizona and Arizona Sports 620. He also had a 33-game stint as interim manager with Mobile of the Southern League in 2007 and guided Salt River to the Arizona Fall League Eastern Division titles in 2012. Williams returned to television in 2017 as a pregame and postgame analyst for NBC Sports Bay Area on Giants broadcasts.

Williams and his wife, Erika, reside in Scottsdale and have four children: Alysha, Jacob, Madison and Rachael. His son Jacob was selected by Arizona in the 49th round of the 2011 First-Year Player Draft.

### MAJOR LEAGUE RECORD

	AVG.	G	AB	R	H	2B	3B	HR	RBI	SH	SF	HP	BB	SO	SB	CS	SLG	OBP	E
TOTALS	.268	1866	7000	997	1878	338	35	378	1218	9	62	55	469	1363	53	35	.489	.317	191

**LEFT-HANDED PITCHER****Height/Weight:** 6-4 / 230      **Bats/Throws:** Left / Left**Birthdate:** February 1, 1988      **Opening Day Age:** 31**Birthplace/Resides:** Midland, Texas / Fullshear, Texas**Major League Service:** 9 years, 135 days**Obtained:** Signed to a minor league contract, March 19, 2018**Contract Status:** First year of a one-year contract through 2019.**CAREER HIGHLIGHTS**

Has pitched 10 seasons in the majors with Oakland (2009-13, 18), Colorado (2014), Los Angeles-NL (2015-16), Chicago-NL (2017) and Toronto (2017) and is 46-52 with a 4.09 ERA in 157 games, including 145 starts...is 30-34 with a 3.92 ERA (231 er in 531.0 ip) in 101 games, including 90 starts, in his six seasons with Oakland...was originally selected by Arizona in the 2nd round of the 2006 draft but was one of six players traded to Oakland in the Dan Haren trade following the 2007 season...has 12 career stints on the disabled list...has pitched in the postseason for the A's (2012, 2013) and Dodgers (2015)...pitched in the 2008 All-Star Futures Game and for Team USA in the Summer Olympics in Beijing, China...was tabbed as the A's number one prospect by *Baseball America* following the 2008 season.

**2018 HIGHLIGHTS**

Was signed by the A's to a minor league contract March 19 and began the season at Triple-A Nashville before he was selected on May 2...went 4-5 with a 4.48 ERA in 17 starts with Oakland in a season that was interrupted by two stints on the disabled list...was out from May 19 to July 7 with a strained left shoulder and Aug. 28 to Sept. 12 with a strained left forearm...walked just 13 batters in 80.1 innings for an average of 1.46 walks per nine innings...that was a career low and was second lowest in the American League among pitchers with 80 or more innings pitched (Kluber, CLE 1.46)...struck out just 47 but his 3.62 strikeout-to-walk ratio was a career high...his starts and innings pitched were his most since 2015 when he made 31 starts and tossed 180.1 innings with the Dodgers...was 2-1 with a 2.01 ERA and .191 opponents batting average in five starts at home compared to 2-4 with a 6.06 ERA and .335 opponent average in 12 starts on the road...surrendered one home run in 31.1 innings at home, nine in 49.0 innings on the road...is now 14-12 with a 3.48 ERA (97 er in 250.2 ip) in 44 career games in the Coliseum, 32-40 with a 4.35 ERA (276 er in 570.2 ip) in 113 games in all other ballparks...had a 1-2 record, a 6.08 ERA and .356 opponents batting average in six starts at the All-Star Break...then went 3-3 with a 3.81 ERA and .251 opponents average in 11 starts after the break...issued eight free passes in 23.2 innings before the break (3.04 per nine innings) and then walked just five batters in 56.2 innings after the break (0.79 per nine innings)...has a 19-30 career record before the break, 27-22 after the break...allowed a .285 opponents batting average, including .257 (18-for-70) against left-handed hitters compared to .293 (72-for-246) against right-handers...surrendered nine of his 10 home runs to righties...yielded a .333 batting average with runners in scoring position...opponents hit .280 when leading off an inning but he walked just three...was 0-2 with a 5.66 ERA in five starts on four days rest, 4-3 with a 4.07 ERA in 12 starts on five days rest or more...over the last two years, he is 1-3 with a 7.20 ERA (32 er in 40.0 ip) in 10 starts on four days rest, 7-6 with a 4.42 ERA (47 er in 95.2 ip) in 20 starts on five days rest or more...went 1-1 with a 2.61 ERA in four starts during the day, 3-4 with a 5.13 ERA in 13 starts at night...is 17-16 with a 3.46 ERA (111 er in 288.2 ip) in 55 career games during the day, 29-36 with a 4.43 ERA (262 er in 532.2 ip) in 102 games at night...was 0-1 with a 6.75 ERA in two interleague starts and is now 1-7 with a 5.93 ERA (36 er in 54.2 ip) in 11 career interleague starts...went 1-for-4 (.250) as a hitter and is now 8-for-79 (.101) with three doubles, five RBI and six walks in his career...tossed five innings or fewer in 10 of his 17 starts...walked one batter or fewer 14 times and received two runs of support or fewer 10 times.

**OAKLAND:** Was selected from Nashville May 2 and went 0-2 with a 7.63 ERA and .379 opponents batting average in four starts before he was placed on the 10-day disabled list May 19 with a



strained left shoulder...allowed two runs in 6.1 innings in his first start May 2 at Seattle but had a no decision in the A's 3-2 win...it was his first start as an Athletic since April 24, 2013 at Boston...allowed a season-high nine runs on a season-high 10 hits and a season-high three walks in just 3.0 innings in his second start May 7 against Houston...left his start on May 18 at Toronto with the shoulder injury after tossing a season-low 1.0 inning...made three rehab starts with Nashville before he was reinstated from the DL July 8...went 3-2 with a 2.90 ERA and .239 opponents batting average in nine starts before returning to the DL Aug. 28 with a strained left forearm...combined with Petit, Buchter and Pagán on a five-hit shutout in the A's 6-0 win at Cleveland July 8...it was his first win as an Athletic since April 7, 2013...tossed five of the innings, allowed three of the hits and walked two...it was the last time he walked more than one batter as he issued one free pass or fewer in each of his final 12 starts (5 bb in 60.0 ip, 0.75 walks per nine innings)...struck out a season-high six batters in a 15-3 win at Texas July 23...those were his most strikeouts in a game since Sept. 15, 2015 vs. Colorado...finished July with a 2-1 record, a 3.98 ERA and .309 opponents average in four...then went 1-1 with a 2.15 ERA and .184 opponents average in five starts in August...did not allow a run in three of his August starts and the game went into extra innings in two of his three no decisions...walked just two batters in 29.1 innings...logged 7.0 shutout innings Aug. 3 against Detroit but had a no decision in the A's 1-0, 13-inning win...allowed a two-run home run to Calhoun in the third inning Aug. 10 at Los Angeles (AL), which was the first home run he surrendered to a left-handed hitter since July 28, 2015 at Oakland (Reddick)...had a season-high 18.2-inning scoreless streak from Aug. 10 to 27...tossed a season-high 7.2 scoreless innings Aug. 15 against Seattle but had a no decision in the A's 2-0, 12-inning loss...it was his longest outing since Oct. 1, 2015 at San Francisco (7.2 ip) and his longest scoreless outing since May 26, 2011 at Los Angeles-AL (8.0 ip)...combined with Familia and Trivino on a two-hit shutout in the A's 6-0 win over Texas on Aug. 21 in Oakland...tossed seven of the innings, allowed one of the hits and matched his season high with six strikeouts...allowed five runs on seven hits in 2.2 innings in an 11-4 loss at Houston Aug. 27 before going on the DL a second time...did not have a rehab assignment before he was reinstated Sept. 13...went 1-1 with a 6.46 ERA and .318 opponents batting average in four starts following his return...tossed 3.1 innings or fewer in three of those starts...combined with Dull, Montas and Brooks on a four-hit shutout in the A's 10-0 win over Los Angeles (AL) Sept. 19 in Oakland...tossed 6.2 innings and allowed three of the hits.

**NASHVILLE:** Went 2-1 with a 2.78 ERA and .248 opponents batting average in seven starts...did not allow a home run in 32.1 innings...struck out 36 (10.02 per nine innings) and walked just six (1.67 per nine innings) for a strikeout-to-walk ratio of 6.0...his opponents batting average included a .223 (21-for-94) mark against right-handed hitters compared to .314 (11-for-35) against left-handers...yielded a .156 batting average and just one walk to batters leading off an inning (.182 on-base percentage)...opponents hit .182 with the bases empty, .346 with runners on...including .333 with runners in scoring position...was 1-1 with a 1.89 ERA in four starts when he was selected by Oakland May 2...returned on June 23 for a three-start rehab assignment and went 1-0 with a 4.05 ERA before he was reinstated from the DL July 6.

## CAREER

**2017**—Was signed by the Chicago Cubs Jan. 30 and went 2-2 with an 8.18 ERA in six starts before going on the disabled list May 7 with a strained lower back...missed nearly three months of the season and would not pitch for the Cubs again as he was released July 31...signed a minor league deal with Toronto Aug. 15 and returned to the majors Aug. 29...went 2-2 with a 5.13 ERA in seven starts for the Blue Jays and combined with both clubs for a 4-4 record and a 6.34 ERA in 13 starts...allowed a .322 opponents batting average, including .298 against right-handed hitters compared to .436 against left-handers...surrendered all five of his home runs to righties...yielded a .371 batting average with runners in scoring position...opponents hit .345 when leading off an inning, but he issued just one walk...went 1-2 with a 15.68 ERA in four starts at Wrigley Field and 1-2 with a 7.62 ERA in three starts in Rogers Centre for an 11.19 ERA in seven starts in his home ballparks...was 2-0 with a 2.81 ERA in six starts on the road...was 2-0 with a 2.05 ERA in four starts during the day, 2-4 with a 9.18 ERA in nine starts at night...was 1-1 with an 8.84 ERA in five starts on four days rest, 3-3 with a 5.00 ERA in eight starts on five days rest or more...had a 7.04 ERA over the first two innings of his starts, 3.06 after that...opponents were successful in 6-of-7 (85.7%) stolen base attempts...went 1-for-7 (.143) with a RBI, walk and three strikeouts in eight plate appearances with the Cubs...was in the Cubs starting rotation to open the season and

allowed just one run over his first two starts...struck out a season-high five batters and allowed six runs on a season-high eight hits in 3.2 innings on April 18 against Milwaukee, but had a no decision in a 9-7 win...walked a career-high six batters April 24 at Pittsburgh, but allowed three runs in a season-high 6.0 innings for the win...finished April 2-0 with a 3.54 ERA in four starts... was placed on the 10-day disabled list May 7 with a strained lower back...it was his 10th career stint on the DL...was transferred to the 60-day DL June 8...went 2-2 with a 4.61 ERA in six games, including five starts, on a rehab assignment with Double-A Tennessee from June 25 to July 23... was reinstated from the DL and designated for assignment July 26...was released July 31 and signed a minor league deal with Toronto Aug. 15...went 1-1 with a 0.93 ERA in two starts with Triple-A Buffalo before he was selected by the Blue Jays Aug. 29...started and lost that day to Boston, despite allowing just one run in 5.2 innings...tossed a season-high tying 6.0 innings in his next two starts on Sept. 3 at Baltimore and Sept. 9 against Detroit...picked up his first win as a Blue Jay and matched his season-best with five strikeouts in the start against the Tigers...had a win and a 2.70 ERA over his final two starts.

**2016**—In his second and final season with the Dodgers, missed a majority of the season due to injury...all told, pitched in four games (three starts), allowing 15 runs in 11.1 innings while going 1-2...in March, underwent arthroscopic surgery to repair a bulging disk in his lower back...began the season on the 60-day disabled list...went a combined 0-1 with a 2.25 ERA in three rehab starts with Single-A Rancho Cucamonga and Triple-A Oklahoma City before he was reinstated, Aug. 14...was placed on the 15-day DL Aug. 23 (retro to Aug. 21) with a blister on his left index finger...was reinstated Sept. 22 and pitched in two games (one start), going 1-0 with a 4.91 ERA.

**2015**—Won double-digit games (10) for the first time since his rookie campaign in 2009 (11), and set career marks in starts (31), innings (180.1) and quality starts (18) for the Dodgers...led major league qualifiers with a 66.7 ground ball percentage...forced 23 ground ball double-plays, eighth most among starting pitchers (min. 25 starts)...went 1-2 with a 2.27 ERA in six May starts, including a rain-shortened 5.0-inning complete game (1 r, 0 er) at Colorado, May 8...tied a career high (third time) with 10 strikeouts on June 26 at Miami...at the plate, led the Dodgers with nine successful sacrifices...did not commit an error, while ranking second among National League pitchers with 47 assists...in the postseason, started and lost Game 3 of the NLDS at New York (3.0 ip, 7 h, 6 r, 6 er, 3 so), a 13-7 decision.

**2014**—Limited to just eight starts with the Rockies due to a broken left index finger and lower back surgery...went 1-3 with a 2.91 ERA...allowed only one home run in 43.1 innings...permitted three or fewer earned runs in seven of his eight starts, including five quality starts...broke his left index finger, April 12 at San Francisco, and missed the next 83 games...while recovering, made two rehab starts for Triple-A Colorado Springs and went 1-0 with a 0.96 ERA...injured his back during an Aug. 5 start against the Cubs and underwent surgery, Aug. 14 to repair a herniated disc in his lower back...the surgery was performed by Dr. Chris Yeung in Phoenix.

**2013**—Was the A's Opening Day starting pitcher but finished the season in the bullpen after spending four months on the disabled list with a stress fracture in his right foot...was 1-4 with three saves, a 6.04 ERA and .287 opponents batting average in 16 games, including five starts...struck out 46 in 44.2 innings, marking the first time in his career he finished with more strikeouts than innings pitched...walked 21 and his average of 4.23 walks per nine innings was the highest of his career...pitched 3.0 innings in each of his three saves to become the second A's pitcher since 1992 with three three-inning saves in one season (Doug Jones, 1999)...allowed a .214 batting average to hitters leading off an inning...made his first career Opening Day start April 1 against Seattle but was the losing pitcher in the A's 2-0 loss...struck out the side in the first inning to become the first A's pitcher since at least 1947 to strike out the side in the first inning on Opening Day...struck out a career-high tying 10 batters in 6.0 innings in his second start, a 9-3 win at Houston April 7...it was his only win of the season...tossed 1.0 inning April 19 at Tampa Bay, allowing four runs on four hits and two walks...left the game early with a sprained right ankle...was scheduled to skip his start April 29 against Los Angeles (AL) but ended up pitching 5.1 innings of relief that night in the A's 10-8, 19-inning win...entered the game in the 13th inning for the first relief appearance of his career after 73 starts...allowed just one run...was placed on the 15-day disabled list May 1 with a sprained right ankle...was diagnosed with a navicular stress fracture

of his right foot May 17 and was transferred to the 60-day DL June 14...was reinstated from the DL Aug. 28 and pitched exclusively in relief following his return, logging a 5.74 ERA and .306 opponents batting average in 10 appearances...recorded his first save in his first outing following his return Aug. 28 at Detroit...pitched the final three innings of the A's 14-4 win, allowing three runs on five hits in 3.0 innings.

**2012**—Completed his rehab from “Tommy John” surgery in late August and made six starts before his regular season ended when he strained his right oblique Sept. 19...went 4-2 with a 2.57 ERA and .225 opponents batting average...allowed just one home run in 35.0 innings...yielded a .148 average with runners in scoring position...was reinstated from the disabled list Aug. 20 and started the next day against Minnesota...allowed just one run in 7.0 innings for the win...it was his first start since June 5, 2011 at Boston...combined with Cook and Balfour on a two-hit shutout in his second start, a 3-0 win at Cleveland Aug. 27...tossed 7.0 innings and allowed both of the hits...allowed one run in each of his next two starts to become the first Athletics pitcher since at least 1918 to begin his season with four consecutive starts of one run or fewer...won each of his first four starts to become the first Oakland pitcher to start the season by winning at least his first four starts since Dave Stewart had six wins in his first six starts in 1990...the four-game winning streak matched the longest of his career (third time, last: Sept. 6 to Oct. 2, 2010)...had a 0.69 ERA, a .185 opponents batting average and three walks in 26.0 innings over his first four starts...left his final start Sept. 19 at Detroit after just 2.1 innings with the oblique injury...returned to start and win Game 3 of the ALDS against Detroit in Oakland...combined with Cook, Doolittle and Balfour on a four-hit shutout in the A's 2-0 win...tossed 6.0 innings and allowed two of the hits (2 bb, 6 so)...combined for a 1-1 record and a 4.62 ERA during a six-start rehab assignment with Single-A Stockton and Triple-A Sacramento...began his rehab assignment July 21 with Stockton, one year and seven days after having reconstructive surgery to the ulnar collateral ligament in his left elbow...was transferred to Sacramento July 26.

**2011**—Was limited to just 13 starts and was 3-6 with a 4.00 ERA when he underwent “Tommy John” surgery on his left elbow July 14...went 2-1 with a 1.56 ERA over his first five starts and did not allow a home run in 34.2 innings...then went 1-5 with a 5.73 ERA over his final eight starts, yielding eight home runs in 48.2 innings...allowed a .270 opponents batting average, including a .252 against right-handed hitters and .303 against left-handers...his opponents average dropped to .221 with runners in scoring position...tied for seventh in the American League with five pick-offs...opponents were successful in just 5 of 12 (41.7%) stolen base attempts...tossed his second career complete game in his second start of the season but took the loss in a 2-1 decision at Minnesota April 8...matched his career high by tossing 9.0 innings May 5 against Cleveland, but had a no decision in the A's 4-3, 12-inning loss...allowed a career-high 10 runs on a career-high 11 hits in a 10-3 loss to New York May 31...allowed five runs on nine hits in 5.0 innings in his final start, a 6-3 loss at Boston June 5...was placed on the disabled list June 7 with left elbow soreness...received a Platelet Rich Plasma injection after he was examined by Dr. James Andrews at the Andrews Institute in Pensacola, Fla. June 13...was examined again a month later and it was determined that his injury required surgery...Dr. Andrews performed successful reconstructive surgery to the ulnar collateral ligament in his left elbow, July 14.

**2010**—Lowered his ERA by more than a run from his rookie campaign of 2009 but two stints on the disabled list with elbow problems limited him to just 19 starts...was 7-6 with a 2.80 ERA after going 11-11 with a 4.06 ERA in his first season...opponents batted .257, including .225 with runners in scoring position...tied for eighth in the AL with four pickoffs...did not allow a run in his first two starts of the season April 8 against Seattle and April 13 at Seattle to become the first starting pitcher in Oakland history (among pitchers who began the season with the A's) to start the season with two consecutive scoreless outings...the last Athletics pitcher to do it was Alex Kellner of the 1953 Philadelphia A's, who started the season with back-to-back complete game shutouts...agreed to terms April 16 on a four-year contract through the 2013 season with club options for 2014 and 2015...had his season-opening scoreless streak snapped at 14.0 innings in his third start, an 8-3 loss to Baltimore...that was the third longest season-opening streak by a starter in Oakland history and the longest since Matt Keough set the record with a 16.0 inning streak in 1980...was 1-1 with a 2.35 ERA in four starts before going on the 15-day disabled list April 27 retroactive to April 25 with left elbow inflammation and a proximal medial forearm

strain...was reinstated from the DL May 29...had a win and a 2.35 ERA in two starts before returning to the DL with left elbow inflammation June 4...was reinstated July 30 and went 5-5 with a 2.98 ERA in 13 starts following his return...finished the season with a career-high tying four-game winning streak...walked a season-high three batters Sept. 11 against Boston, snapping a 22-start streak dating back to Aug. 19, 2009 where he walked two batters or fewer...that was the second longest streak by a starting pitcher in Oakland history...went 3-1 with a 2.23 ERA in six starts in September.

**2009**—Set an Oakland rookie record and led Major League rookies with 150 strikeouts...compiled an 11-11 record and 4.06 ERA in 30 starts...tied for third among American League rookies in games started, ranked fourth in innings pitched (175.1) and tied for fourth in wins...is one of four 21-year olds in Oakland history to win 10 or more games...went 8-4 with a 2.96 ERA over his final 17 starts, beginning June 29...was charged with 15 unearned runs, which tied for the most in the AL...also ranked tied for fifth in grounded into double plays (24), tied for seventh in shut-outs (1) and pickoffs (4), eighth in walks per nine innings (2.31) and strikeout to walk ratio (3.33), and 10<sup>th</sup> in strikeouts per nine innings (7.70)...his season run support of 4.62 was eighth lowest in the AL...did not have a wild pitch and his 175.1 innings were the most in the majors among pitchers with no wild pitches...did not commit an error in 29 total chances, all assists...tied for the lead among AL pitchers in double plays (5) and tied for fourth in assists...was ranked number 7 on *Baseball America's* Top 100 Prospects lists entering the season...was the losing pitcher in his Major League debut, a 5-4 A's loss to Seattle April 10...allowed five runs in 6.0 innings, with all five runs coming in the second inning...recorded his first Major League win May 20 at Tampa Bay when he yielded four runs on four hits and no walks in 6.0 innings in a 7-6 A's win...at the age of 21 years, 108 days, he became the sixth youngest pitcher in Oakland history to record his first ML win...tossed a complete game two-hit shutout in the A's 6-0 win at Boston July 6 (2 bb, 9 so)...at the age of 21 years, 155 days he became the fifth youngest pitcher in Oakland history to toss a shutout and the youngest since Mike Norris July 4, 1976 against Kansas City...did not allow a run over his next two starts, including July 19 against Los Angeles when he retired each of the first 20 batters he faced before Bobby Abreu singled with two outs in the seventh inning to break up the perfect game...became the second rookie in Oakland history to take a perfect game into the seventh inning (Mike Norris, June 28, 1976)...had a career-high 23.0-inning scoreless streak from July 6 to 24...was named American League Rookie of the Month for September after going 4-0 with a 2.28 ERA in four starts...struck out a career-high 10 batters and tossed 6.0 shutout innings in a 2-1 win over Cleveland Sept. 18.

**2008**—Combined for an 11-5 record and a 3.69 ERA in 20 games, 19 starts, with Single-A Stockton and Double-A Midland in his first season in the A's organization...also pitched for the United States team in the All-Star Futures Game at Yankee Stadium July 13 (1.0 ip, 1 h, 1 bb) and for Team USA in the Summer Olympics in Beijing, China...was 1-0 with a 4.97 ERA (12.2 ip, 13 h, 8 r, 7 er, 3 bb, 10 so, 2 hr) in two starts during the Olympics...was rated as the A's number one prospect by *Baseball America* following the season...was named California League Pitcher of the Week, June 9-15...won both of his starts and allowed just one run in 14.0 innings, while striking out 16...joined Team USA for the Olympics in August...had a no decision Aug. 16 in a 5-4 win over Canada (5.2 ip, 9 h, 4 r, 3 er, 4 so)...then started and won in the Bronze Medal game Aug. 23 against Japan, an 8-4 win (7.0 ip, 4 h, 4 r, 4 er, 3 bb, 6 so).

**2007**—Was Arizona's second round pick in 2006 but did not sign until Sept. 1, 2006...made his professional debut in 2007 and was a combined 11-7 with a 3.07 ERA in 23 games, all starts, with Single-A South Bend and Single-A Visalia...was 8-4 with a 2.21 ERA in 14 starts at South Bend and was a *Baseball America* Low Class A All-Star...made one postseason start for Visalia and took the loss (4.0 ip, 3 h, 1 r, 1 er, 1 bb, 4 so, 2.25 ERA)...was traded to the A's on December 14 and was named Oakland's third best prospect by *Baseball America*.

## PERSONAL/MISCELLANEOUS

Brett F. Anderson was originally signed by Diamondbacks scout Joe Robinson...graduated from Stillwater (OK) High School...was a *Baseball America* 1st Team High School All-America selection in 2006 after going 9-0 with two saves and a 0.37 ERA in 12 games as a senior...struck out 102 and walked just nine in 57 innings...his father, Frank, was the head baseball coach at Oklahoma

State University from 2003-12 and is now pitching coach at the University of Houston...was part of the A's 2010 Holiday Caravan, which featured many public appearances around the Bay Area, including autograph sessions at a holiday party for Oakland elementary school children and an after-school mentoring program, hosting a holiday shopping event for children from the Salvation Army Garden Center Shelter, and visiting a local adolescent substance abuse treatment center.

### LIFETIME PITCHING RECORD

Year	Club	W	L	ERA	G	GS	CG	SHO	SV	IP	H	R	ER	HR	HB	BB	IBB	SO	WP	BK
2007	South Bend	8	4	2.21	14	14	0	0	0	81.1	76	26	20	3	2	10	0	85	6	0
	Visalia	3	3	4.85	9	9	0	0	0	39.0	50	23	21	6	1	11	0	40	1	2
2008	Stockton	9	4	4.14	14	13	0	0	0	74.0	68	35	34	5	4	18	0	80	5	1
	Midland	2	1	2.61	6	6	0	0	0	31.0	27	10	9	3	1	9	0	38	0	1
2009	OAKLAND	11	11	4.06	30	30	1	1	0	175.1	180	94	79	20	3	45	1	150	0	1
2010	OAKLAND	7	6	2.80	19	19	0	0	0	112.1	112	41	35	6	7	22	2	75	4	2
	Sacramento	1	0	4.05	3	3	0	0	0	13.1	19	6	6	0	1	3	0	12	0	0
	Arizona A's	0	0	3.00	2	2	0	0	0	6.0	11	2	2	0	1	0	0	6	0	0
2011	OAKLAND	3	6	4.00	13	13	1	0	0	83.1	86	40	37	8	7	25	1	61	0	1
2012	Stockton	0	0	9.00	1	1	0	0	0	2.0	4	2	2	0	1	0	0	0	0	0
	Sacramento	1	1	4.24	5	5	0	0	0	23.1	27	12	11	4	1	5	0	18	1	1
2013	OAKLAND	4	2	2.57	6	6	0	0	0	35.0	29	11	10	1	1	7	1	25	1	0
	OAKLAND	1	4	6.04	16	5	0	0	3	44.2	51	32	30	5	0	21	1	46	0	0
2014	Midland	0	1	14.73	1	1	0	0	0	3.2	6	6	6	0	0	4	0	3	1	0
	Sacramento	0	0	7.71	1	1	0	0	0	2.1	3	2	2	0	0	3	0	2	0	0
	Stockton	0	1	13.50	1	1	0	0	0	3.1	5	5	5	2	0	2	0	6	0	0
	COLORADO	1	3	2.91	8	8	0	0	0	43.1	44	18	14	1	0	13	3	29	0	0
2015	Colorado Springs	1	0	0.96	2	2	0	0	0	9.1	8	1	1	0	0	2	0	8	0	0
	LOS ANGELES (NL)	10	9	3.69	31	31	1	0	0	180.1	194	82	74	18	2	46	2	116	4	2
2016	Rancho Cucamonga	0	1	6.00	3	2	0	0	0	9.0	17	9	6	0	0	2	0	10	1	0
	Oklahoma City	0	1	3.60	1	1	0	0	0	5.0	6	2	2	0	0	0	0	2	0	0
	LOS ANGELES (NL)	1	2	11.91	4	3	0	0	0	11.1	25	15	15	4	0	4	0	5	2	0
2017	CHICAGO (NL)	2	2	8.18	6	6	0	0	0	22.0	34	22	20	2	0	12	0	16	1	0
	Tennessee	2	2	4.61	6	5	0	0	0	27.1	34	17	14	2	1	9	0	15	3	0
	Buffalo	1	1	0.93	2	2	0	0	0	9.2	4	1	1	0	0	2	0	3	0	0
	TORONTO	2	2	5.13	7	7	0	0	0	33.1	39	19	19	3	0	9	0	22	1	0
2018	Nashville	2	1	2.78	7	7	0	0	0	32.1	32	17	10	0	0	6	0	36	2	0
	OAKLAND	4	5	4.48	17	17	0	0	0	80.1	90	42	40	10	2	13	0	47	3	0
<b>AL Totals</b>		<b>32</b>	<b>36</b>	<b>3.99</b>	<b>108</b>	<b>97</b>	<b>2</b>	<b>1</b>	<b>3</b>	<b>564.1</b>	<b>587</b>	<b>279</b>	<b>250</b>	<b>53</b>	<b>20</b>	<b>142</b>	<b>6</b>	<b>426</b>	<b>9</b>	<b>4</b>
<b>NL Totals</b>		<b>14</b>	<b>16</b>	<b>4.31</b>	<b>49</b>	<b>48</b>	<b>1</b>	<b>0</b>	<b>0</b>	<b>257.0</b>	<b>297</b>	<b>137</b>	<b>123</b>	<b>25</b>	<b>2</b>	<b>75</b>	<b>5</b>	<b>166</b>	<b>7</b>	<b>2</b>
<b>ML Totals</b>		<b>46</b>	<b>52</b>	<b>4.09</b>	<b>157</b>	<b>145</b>	<b>3</b>	<b>1</b>	<b>3</b>	<b>821.1</b>	<b>884</b>	<b>416</b>	<b>373</b>	<b>78</b>	<b>22</b>	<b>217</b>	<b>11</b>	<b>592</b>	<b>16</b>	<b>6</b>

### CAREER TRANSACTIONS

**2006** — Selected by the Arizona Diamondbacks organization in the 2nd round of the First-Year Player Draft. **2007** — Traded to the Oakland Athletics with pitchers Dana Eveland and Greg Smith, infielder Chris Carter and outfielders Aaron Cunningham and Carlos Gonzalez for pitchers Dan Haren and Connor Robertson, December 14. **2010** — On disabled list, April 25 to May 28; included rehabilitation assignment to Sacramento, May 24 to 28. On disabled list, June 4 to July 29; included rehabilitation assignments to Arizona A's, July 9 to 19, and Sacramento, July 20 to 29. **2011** — On disabled list, June 7 to November 1. **2012** — On disabled list, March 13 to August 19; included rehabilitation assignment to Stockton, July 21 to 25, and Sacramento, July 26 to August 19. **2013** — On the disabled list, May 1 to Aug. 27; included rehabilitation assignments to Midland, May 10 to 28, Sacramento, Aug. 17 to 21, and Stockton, Aug. 22 to 27. Traded to the Colorado Rockies with cash for pitchers Chris Jensen and Drew Pomeranz, Dec. 10. **2014** — On the disabled list, April 14 to July 12; included rehabilitation assignment to Colorado Springs, July 2 to 12. On the disabled list, August 6 to end of season. Elected free agency (club declined option), November 1. Signed by the Los Angeles Dodgers, December 30. **2015** — Elected free agency, November 2; accepted qualifying offer, November 13. **2016** — On the disabled list, April 3 to Aug. 13; included rehabilitation assignments to Rancho Cucamonga, July 28 to Aug. 7, and Oklahoma City, August 8 to 13. On the disabled list, August 21 to September 21; included rehabilitation assignments to Rancho Cucamonga, September 3 to 15, and Oklahoma City, September 16 to 19. Elected free agency, November 3. **2017** — Signed by the Chicago Cubs, January 26. On the disabled list, May 7 to July 25; included rehabilitation assignment to Tennessee, June 25 to July 23. Released, July 31. Signed by the Toronto Blue Jays to a minor league contract, August 15. Elected free agency, November 2. **2018** — Signed by the Oakland Athletics to a minor league contract, March 19. On the disabled list, May 19 to July 7; included rehabilitation assignment to Nashville, June 23 to July 7. On the disabled list, August 28 to September 12.

## DIVISION SERIES RECORD

Year	Club/Opp.	W	L	ERA	G	GS	CG	SHO	SV	IP	H	R	ER	HR	HB	BB	IBB	SO	WP	BK
2012	OAK vs. DET	1	0	0.00	1	1	0	0	0	6.0	2	0	0	0	0	2	0	6	0	0
2013	OAK vs. DET	0	0	27.00	1	0	0	0	0	0.1	1	1	1	0	0	1	0	1	1	0
2015	LAD vs. NYM	0	1	18.00	1	1	0	0	0	3.0	7	6	6	1	0	0	0	3	0	0
<b>Totals</b>		<b>1</b>	<b>1</b>	<b>6.75</b>	<b>3</b>	<b>2</b>	<b>0</b>	<b>0</b>	<b>0</b>	<b>9.1</b>	<b>10</b>	<b>7</b>	<b>7</b>	<b>1</b>	<b>0</b>	<b>3</b>	<b>0</b>	<b>10</b>	<b>1</b>	<b>0</b>

## ANDERSON'S CAREER BESTS

**Low Hit Complete Game:** 2, July 6, 2009 at Boston

**Innings Pitched:** 9.0 (twice), last: May 5, 2011 vs. Cleveland. As reliever: 5.1, April 29, 2013 vs. Los Angeles (AL)

**Strikeouts:** 10 (three times), June 26, 2015 at Miami, April 7, 2013 at Houston; September 18, 2009 vs. Cleveland. As reliever: 5, April 29, 2013 vs. Los Angeles (AL)

**Longest Winning Streak:** 4 (three times), last: August 21 to September 8, 2012

**Longest Losing Streak:** 6, April 13, 2013 to July 13, 2014

**Longest Scoreless Streak:** 23.0, July 6 to 24, 2009

**RIGHT-HANDED PITCHER****Height/Weight:** 6-2 / 203**Bats/Throws:** Right / Right**Birthdate:** May 27, 1993**Opening Day Age:** 25**Birthplace/Resides:** Boynton Beach, Florida / Tampa, Florida**Major League Service:** 40 days**Obtained:** Acquired from the Pittsburgh Pirates for a player to be named later (Wilkin Ramos), November 20, 2018**Contract Status:** First year of a one-year contract through 2019**CAREER HIGHLIGHTS**

Was acquired by the A's from Pittsburgh following the 2018 season...was originally selected by the Pirates in the 20th round of the 2015 First-Year Player Draft...made his Major League debut in 2018, logging a 6.35 ERA in six relief appearances...went 21-13 with 10 saves and a 3.24 ERA (112 er in 311.1 ip) in 120 games, including 22 starts, in four seasons in the Pittsburgh farm system...has surrendered just 10 home runs in 311.1 career innings as a minor leaguer, an average of 0.29 per nine innings...pitched for Surprise in the Arizona Fall League following the 2016 season.

**2018 HIGHLIGHTS**

Made his Major League debut with Pittsburgh and went 1-0 with a 6.35 ERA in six relief appearances over three stints with the Pirates...allowed a .333 opponents batting average and issued eight walks in 11.1 innings for a .444 on-base percentage...yielded a .321 (9-for-28) average against right-handed hitters compared to .353 (6-for-17) against left-handers...issued seven of his eight walks to lefties...allowed 2-of-6 (33.3%) inherited runners to score...first batters faced were 2-for-5 (.400) with a walk...opponents were 0-for-10 with two outs...was selected from Triple-A Indianapolis on June 27 and made his Major League debut July 2 at Los Angeles-NL (2.0 ip, 8 h, 6 r, 5 er, 2 bb, 1 so)...retired the first batter he faced (Bellinger ground out) but then allowed four straight hits...struck out Alex Wood in the fifth inning for his first strikeout...was optioned back to Indianapolis the next day...returned to Pittsburgh July 15 and was credited with his first ML win that day against Milwaukee (1.0 ip, 1 h, 1 r, 1 er, 2 bb)...allowed a run in the top of the 10th but the Pirates scored twice in the bottom of the 10th for a 7-6 win...was optioned July 20...rejoined Pittsburgh for a third time Sept. 4 and logged a 2.16 ERA and .207 opponents batting average in four outings in September...tossed a career-high 3.2 innings Sept. 23 against Milwaukee...also grounded out in his only big league at bat that day...struck out a career-high four in 2.0 innings in his final outing Sept. 30 at Cincinnati.

**INDIANAPOLIS:** Was 3-2 with six saves and a 2.64 ERA in 39 appearances with Indianapolis, all in relief...the ERA was a career-low and the saves and games pitched a career-high...walked 15 batters in 61.1 innings and his average of 2.20 walks per nine innings was second lowest among International League relievers...surrendered just two home runs (0.29 per nine innings), both solo shots...had a .277 opponents batting average, which broke down to .230 (32-for-139) against right-handed hitters compared to .344 (33-for-96) against left-handers...yielded a .292 average with runners in scoring position but that dropped to .194 with RISP and two outs...converted 6-of-9 (66.7%) save opportunities...allowed 7-of-24 (29.2%) inherited runners to score...had a 2.23 ERA in 26 games before the All-Star Break, a 3.24 ERA in 13 games after the break...compiled a 1.91 ERA in 22 games at home, a 3.49 ERA in 17 outings on the road...posted a 0.48 ERA in 10 day games, a 3.59 ERA in 29 appearances at night...went 0-for-2 as a hitter...tossed at least one inning in 35 of his 39 appearances, including two or more 17 times...allowed five runs in 0.2 innings for the loss and blown save in his first outing on April 6 against Columbus...would not allow another earned run until May 28 for a streak of 23.2 consecutive innings without an earned run...that lowered his season ERA to 1.85...had a 16.1-inning scoreless streak from April 8 to May 12...finished May with a 0.68 ERA in 10 appearances...recorded five of his six saves over a seven-game stretch from June 25 to July 28 and did not allow an earned run over that span (8.2 ip)...had a 1.91 ERA when he allowed a season-high six runs in 1.2 innings July 31 at Columbus...also surrendered a season-high five hits in that game and issued three walks, his only outing with more than one

walk...had a 4.26 ERA over his final nine contests...logged four of his six saves in the month of July...had allowed just 1-of-18 (5.6%) inherited runners to score through the end of July...then allowed all six of his inherited runners to score in August...struck out a season-high four batters in 1.2 innings against Lehigh Valley, Aug. 7...tossed a season-high 3.0 scoreless innings Aug. 19 at Lehigh Valley, a mark he matched Aug. 29 against Toledo.

## CAREER

**2017**—Spent entire season with Double-A Altoona...began the season in starting rotation and posted a 1.98 ERA over his first five starts thru May 3...produced a 7.15 ERA over five outings (four starts) from May 9-31...made first relief appearance on May 26 at Erie when he allowed three runs in 1.0 inning and suffered the loss...was charged with a loss in five straight appearances from May 9-31...won his next four starts between June 6-24, working at least 6.0 innings in each outing...pitched a career-high 8.0 innings in a combined shutout on July 4 vs. Binghamton...went 2-1 with a 2.43 ERA in six appearances (five starts) in July...moved into a full-time relief role on July 31 and posted a 1.25 ERA in his final 10 regular-season outings...pitched the final 2.0 scoreless innings on Sept. 9 vs. Bowie in Game 3 of the Division Series as Curve capped a sweep and advanced to ELCS...picked up the save in Game 1 of the ELCS.

**2016**—Split his season between Low-A West Virginia and High-A Bradenton...went 3-3 with a 3.58 ERA in 36 games (three starts) between the two teams...began the season with West Virginia, where he allowed just three earned runs in his first 24.0 innings over eight relief outings...made his first professional start on June 13 at Lexington and pitched a season-high 6.0 innings (1 r, 0 er)...held opponents to a .218 average while pitching with the Power...was promoted to Bradenton on June 30...suffered the loss in his first start with Marauders on July 7 at Fort Myers...posted a 2.70 ERA in seven appearances during August...picked up lone save on July 30 at Daytona...made three appearances in the postseason and produced a 1.35 ERA and two saves...pitched 3.0 scoreless innings in Game 4 of the Florida State League Championship Series to help clinch the league title...participated in the Arizona Fall League and went 2-2 with a 3.76 ERA in seven starts with Surprise

**2015**—Began his professional career with Rookie-level Bristol...pitched 2.0 scoreless innings in his professional debut on June 25 at Greeneville...picked up his first career win on July 16 vs. Bluefield when he tossed 3.0 scoreless innings...was promoted to short-season West Virginia on Aug. 26...tossed 2.0 innings in each of his three outings...earned his lone win on Sept. 1 at Batavia.

## PERSONAL/MISCELLANEOUS

Tanner Ackley Anderson was originally signed by Pittsburgh scout Steve Skrinar...is a 2011 graduate of Henry B. Plant High School in Tampa, Florida...Plant High School also produced Hall-of-Famer Wade Boggs...played four seasons of baseball at Harvard as a pitcher and second baseman...went 4-13 with a 5.41 ERA in collegiate career and hit .277 with one homer and 30 RBI...originally majored in biochemical engineering but switched to History of Science and earned his degree in 2015...plays the violin.

### LIFETIME PITCHING RECORD

Year	Club	W	L	ERA	G	GS	CG	SHO	SV	IP	H	R	ER	HR	HB	BB	IBB	SO	WP	BK
2015	Bristol	4	0	2.38	12	0	0	0	3	22.2	21	6	6	0	0	2	0	19	1	0
	West Virginia	1	0	4.50	3	0	0	0	0	6.0	8	3	3	0	0	0	0	6	0	0
2016	West Virginia	2	2	3.42	19	1	0	0	0	47.1	37	19	18	0	0	13	0	33	2	1
	Bradenton	1	1	3.76	17	2	0	0	1	40.2	49	22	17	2	2	9	0	17	4	0
2017	Altoona	10	8	3.38	30	19	0	0	0	133.1	134	54	50	6	1	33	2	97	8	0
2018	Indianapolis	3	2	2.64	39	0	0	0	6	61.1	65	25	18	2	4	15	0	49	0	0
	PITTSBURGH	1	0	6.35	6	0	0	0	0	11.1	15	10	8	1	1	8	2	6	2	0
<b>ML Totals</b>		<b>1</b>	<b>0</b>	<b>6.35</b>	<b>6</b>	<b>0</b>	<b>0</b>	<b>0</b>	<b>0</b>	<b>11.1</b>	<b>15</b>	<b>10</b>	<b>8</b>	<b>1</b>	<b>1</b>	<b>8</b>	<b>2</b>	<b>6</b>	<b>2</b>	<b>0</b>
<b>Minor League Totals</b>		<b>21</b>	<b>13</b>	<b>3.24</b>	<b>120</b>	<b>22</b>	<b>0</b>	<b>0</b>	<b>10</b>	<b>311.1</b>	<b>314</b>	<b>129</b>	<b>112</b>	<b>10</b>	<b>7</b>	<b>72</b>	<b>2</b>	<b>221</b>	<b>15</b>	<b>1</b>

### CAREER TRANSACTIONS

**2015** — Selected by the Pittsburgh Pirates organization in the 20th round of the First-Year Player Draft. **2018** — Traded to the Oakland Athletics for a player to be named later (minor league pitcher Wilkin Ramos on December 1), November 20.



## ANDERSON'S CAREER BESTS

**Low Hit Complete Game:** None

**Innings Pitched:** 3.2, September 23, 2018 vs. Milwaukee

**Strikeouts:** 4, September 30, 2018 at Cincinnati

**Pitches:** 48, July 2, 2018 at Los Angeles (NL)

**Longest Winning Streak:** 1, July 15, 2018 to present

**Longest Losing Streak:** None

**Longest Scoreless Streak:** 4.0, September 23 to 26, 2018

**OUTFIELDER****Height/Weight:** 6-0 / 205**Bats/Throws:** Left / Left**Birthdate:** November 15, 1995**Opening Day Age:** 23**Birthplace/Resides:** Tamboril, Dominican Republic / Tamboril, Dominican Republic**Major League Service:** None**Obtained:** Signed as a non-drafted free agent, July 3, 2012**Contract Status:** First year of a one-year contract through 2019**CAREER HIGHLIGHTS**

Was signed by the A's out of the Dominican Republic at the age of 16 and is a .273 (369-for-1352) career hitter in 384 games in six professional seasons...has appeared in 129 games in left field, 112 in right field, 105 in center field and two at first base...spent the first three-plus seasons of his career in short season leagues before he was promoted to Single-A Beloit in August of 2016...played in 108 games with the A's Single-A affiliates in 2017 and then hit .297 in 124 games with Single-A Stockton and Double-A Midland in 2018...played for Mesa in the Arizona Fall League in 2018.

**2018 HIGHLIGHTS**

Began the year at Single-A Stockton where he hit .284 in 88 games...was promoted to Double-A Midland July 15 and batted .328 in 36 games with the RockHounds...combined for a .297 batting average, 26 doubles, 11 triples, three home runs, 64 RBI and 23 stolen bases in 124 games...tied for seventh in all of minor league baseball in triples...had career highs in games, at bats, runs (75), hits (132), doubles, triples, extra base hits (40), RBI, hit by pitches (5), walks (41) and stolen bases...ranked second in the A's farm system in triples, third in batting, fourth in runs, fifth in stolen bases, seventh in RBI, eighth in hits and ninth in extra base hits...hit .298 (102-for-342) against right-handed pitching compared to .294 (30-for-102) against left-handers...slugged all three of his home runs and had 37 of his 40 extra base hits against righties for a .453 slugging percentage (.333 vs. lefties)...batted .387 with runners in scoring position, including .418 with RISP and two outs...was 6-for-14 (.429) with 15 RBI with the bases loaded...hit .206 in April but then batted .297 or better in each of the remaining four months (.316 in May, .297 in June, .313 in July and .328 in August)...batted .320 with all three of his home runs at home with Stockton...hit .313 at night, .214 during the day...had a .500 batting average in the first inning...appeared in 61 games in center field, 43 in right field, 15 in left field and one at first base...committed four errors as an outfielder for a .986 fielding percentage...had 12 outfield assists, including 11 with Stockton, which tied for third in the California League...hit in every spot in the order except third and fourth but saw his most playing time with 46 games batting seventh and 31 hitting eighth...played for Mesa in the Arizona Fall League following the season and hit .263 with 12 RBI and six stolen bases in 15 games...named to the East squad for the AFL Rising Stars Game...also played for Lacey in the Dominican Winter League and went 11-for-25 (.440) with four walks (.500 on-base percentage) in 17 games.

**MINORS:** Began the year at Single-A Stockton and hit .111 over his first 12 games...drove in a season-high four runs April 9 against Rancho Cucamonga...also had four RBI April 28 at Lake Elsinore and then drove in three runs the next day against the Storm...was batting .141 through April 26 before hitting safely in seven consecutive games (12-for-27, .444) to boost his average to .250 on May 3...had a season-high in hits May 24 at Rancho Cucamonga when he went 4-for-5...had a season-best 11-game hitting streak from June 26 to July 6...went 17-for-42 (.405) with 13 runs scored and six multiple hit games during the streak, which boosted his average to .292...that was the highest it would reach at Stockton...then went 7-for-32 (.219) over his final eight games with the Ports to finish at .284...was tied for second in the CL in triples (7) at the time of his promotion to Midland on July 15 and ranked seventh in runs (51)...his .328 batting average with the RockHounds was second best in the Texas League from July 15 through the end of the season...also ranked first in triples (4), tied for fifth in steals (13) and seventh in on-base

percentage (.378)...went 3-for-14 (.214) over his first four contests...then reached base safely in 20 consecutive games from July 20 to Aug. 11...had a .361 batting average and .425 on-base percentage during the streak...stole a season-high three bases Aug. 3 against San Antonio, his third multiple-steal game of the season...it gave him 11 steals over his first nine games with the RockHounds...was batting .330 at Midland when he was placed on the disabled list Aug. 23 with a lacerated finger on his right hand...was reinstated Aug. 30 and went 5-for-16 (.313) with five RBI over his final four games.

## CAREER

**2017**—Played for the A's Single-A affiliates at Beloit and Stockton and combined to hit .262 with seven home runs and 38 RBI in 108 games...had career highs in home runs and strikeouts (86)...tied for third in the A's farm system in triples (7) and tied for fourth in stolen bases (16)...began the year at Beloit and was batting .277 with three home runs and 22 RBI in 73 games when he was promoted to Stockton July 11...hit .228 with four home runs and 16 RBI in 35 games with the Ports...batted .274 with six of his seven home runs against right-handed pitchers compared to .216 against left-handers...had a .217 batting average with runners in scoring position...hit .326 in the ninth inning...appeared in 50 games in right field, 28 in center field and 26 in left field...had 10 assists in 103 games overall in the outfield...also went 1-for-2 with a home run, walk and two RBI as a pinch hitter...hit in every spot in the batting order and saw his most action with 31 games batting first and 23 batting fifth...was batting .266 with two RBI in 19 games when he was placed on the disabled list April 26 with a left thumb contusion...was reinstated May 9 and went on to hit .333 in 19 games in May...had a season-high seven-game hitting streak from May 11 to 19 (12-for-30, .400)...capped the streak with his first of seven three-hit games on May 19 at Peoria...connected for two home runs and seven RBI over a four-game stretch from May 22 to 26...had four straight multiple hit games from May 30 to June 2 (9-for-19, .474) to boost his average to a season-high .318...belted a pinch hit home run June 25 at Clinton...was transferred to Stockton July 11 and had four home runs and 10 RBI over his first 16 games with the Ports.

**2016**—Began the year in extended spring training and was assigned to Short Season Vermont June 17...batted .321 with two home runs and 18 RBI in 41 games with the Lake Monsters before he was transferred to Single-A Beloit Aug. 5...hit .286 in 19 games with the Trappers and combined for a .310 batting average, three home runs and 22 RBI in 60 games overall...had career highs in batting, slugging (.428) and on-base percentage (.361)...hit .317 against right-handed pitchers, .282 against left-handers...had a .311 average with runners in scoring position...batted .333 with a .380 on-base percentage in 45 games in the leadoff spot...hit .340 with a .398 on-base percentage when leading off an inning...appeared in 29 games in left field, 14 in center field and 10 in right field...had seven assists in 52 games overall in the outfield...also appeared in seven games as the designated hitter and was 2-for-4 (.500) as a pinch hitter...had a season-high 12-game hitting streak from June 18-30 (20-for-50, .400)...drove in a season-high four runs June 30 against Aberdeen...hit .377 with a home run and nine RBI in 13 games in June.

**2015**—Spent his first season in the United States with the A's affiliate in the Arizona Rookie League and hit .287 with 12 RBI in 37 games...hit .289 against right-handed pitchers, .280 against left-handers...batted .352 with runners on base and .350 with runners in scoring position and two outs...appeared in 19 games in left field, eight in right field, five at designated hitter, two in center field and one at first base...hit in every spot in order except first and fourth...began the season with a 16-game reaching base streak from June 22 to July 19...hit .352 with a .431 on-base percentage during the streak...went 2-for-2 with two walks and three runs scored in his first game on the 22nd against the Giants.

**2014**—Played in 16 games for the A's affiliate in the Dominican Summer League and hit .130 with three RBI...appeared in 11 games in left field and one in right field.

**2013**—Made his professional debut with the A's affiliate in the Dominican Summer League and batted .190 with four home runs and 20 RBI in 39 games...his 18 walks fueled a .302 on-base percentage...appeared exclusively in left field on defense (29 games).

## PERSONAL/MISCELLANEOUS

Luis Rafael Barrera (Herrera) was originally signed by A's scout Raymond Abreu.

### LIFETIME PLAYING RECORD

Year	Club	AVG.	G	AB	R	H	2B	3B	HR	RBI	SH	SF	HP	BB	SO	SB	CS	SLG	OBP	E
2013	DSL A's	.190	39	126	15	24	5	4	4	20	0	2	3	18	22	3	3	.389	.302	2
2014	DSL A's	.130	16	46	2	6	0	0	0	3	1	0	0	5	12	2	0	.130	.216	0
2015	AZL A's	.287	37	115	17	33	3	2	0	12	2	4	0	12	26	1	0	.348	.344	4
2016	Vermont	.321	41	159	26	51	10	0	2	18	0	2	0	16	29	5	2	.421	.379	1
	Beloit	.286	19	70	8	20	4	2	1	4	1	1	0	4	17	3	1	.443	.320	1
2017	Beloit	.277	73	278	41	77	13	7	3	22	1	3	3	16	61	13	7	.406	.320	2
	Stockton	.228	35	114	15	26	2	0	4	16	1	1	0	8	25	3	1	.351	.276	4
2018	Stockton	.284	88	313	51	89	18	7	3	46	1	2	3	32	63	10	4	.415	.354	3
	Midland	.328	36	131	24	43	8	4	0	18	1	1	2	9	18	13	3	.450	.378	1
<b>Minor League Totals</b>		<b>.273</b>	<b>384</b>	<b>1352</b>	<b>199</b>	<b>369</b>	<b>63</b>	<b>26</b>	<b>17</b>	<b>159</b>	<b>8</b>	<b>16</b>	<b>11</b>	<b>120</b>	<b>273</b>	<b>53</b>	<b>21</b>	<b>.396</b>	<b>.334</b>	<b>18</b>

### CAREER TRANSACTIONS

**2012** — Signed by the Oakland Athletics as a non-drafted free agent, July 3.

**RIGHT-HANDED PITCHER****Height/Weight:** 6-4 / 225**Bats/Throws:** Right / Right**Birthdate:** May 3, 1986**Opening Day Age:** 32**Birthplace/Resides:** La Grange, Texas / La Grange, Texas**Major League Service:** 11 years, 17 days**Obtained:** Acquired from the Kansas City Royals for minor leaguer Kevin Merrell, July 14, 2019**Contract Status:** First year of a one-year contract through 2019.**CAREER HIGHLIGHTS**

Spent the first 12 years of his Major League career with Cincinnati before he was traded to the Los Angeles (NL) following the 2018 season...was immediately released by the Dodgers and signed a minor league deal with Kansas City prior to 2019 Spring Training...went 67-77 with a 4.56 ERA in 212 games, all starts, with the Reds...struck out 1001 batters and is one of 12 pitchers in Cincinnati history with 1000 strikeouts...went 58-50 with a 4.17 ERA in 166 starts over his first eight seasons with the Reds from 2007-2014...then made just eight starts over the next two seasons (2-4, 6.29 ERA) and went 9-27 with a 6.25 ERA in 46 starts from 2015-18...had six stints on the disabled list from 2014-18...had three surgeries: Sept. 5, 2014 to repair a torn flexor tendon in his right forearm; May 8, 2015 Tommy John surgery and on Feb. 18, 2017 to remove bone spurs in his right elbow...has two career no-hitters on Sept. 28, 2012 at Pittsburgh and July 2, 2013 against San Francisco.

**2018 HIGHLIGHTS**

Made his first career Opening Day start, suffering a 2-0 loss to Washington's Max Scherzer on March 30, despite allowing just one run on four hits over 6.0 innings...was on the Reds' Opening Day roster for the first time since 2014...recorded 20 starts, his highest total since 2014, while he tied for second in the National League with 14 losses...had the lowest run support (2.54) in the majors among pitchers that worked at least 100.0 innings...missed nearly seven weeks of action with right knee inflammation, going on the disabled list June 2...was reinstated on July 24...did not pitch after Sept. 5, a 3-2 loss to Pittsburgh...his nine-game losing streak (May 18-Sept. 5) was the longest in the Majors during the 2018 season...collected his lone win of the season on May 12 at Dodger Stadium, 5-3...surrendered three runs on 10 hits over 5.0 innings, but was credited with a win after the Reds rallied for four runs in the top of the sixth...recorded Cincinnati's only complete game of the season and the seventh of his career on July 31 in a 2-1 setback at Detroit...allowed two runs on three hits with a walk and six strikeouts over 8.0 innings...collected his 1,000th career strikeout in his final start of the year, Sept. 5 at Pittsburgh, fanning Jameson Taillon in the fourth inning...his 1,001 career K's with Cincinnati rank 12th on the club's all-time list...was traded to the Los Angeles Dodgers Dec. 21 with infielder Jeter Downs in exchange for catcher/infielder Kyle Farmer, outfielder Matt Kemp, outfielder Yasiel Puig and cash considerations...was released by the Dodgers later that day...at the time of the trade, he was the third-longest tenured pitcher in the Majors with his current team (debuted in June 2007), trailing only Seattle's Félix Hernández (Aug. 2005) and St. Louis' Adam Wainwright (Sept. 2005).

**CAREER**

**2017**—Began the season on the 60-day disabled list with bone spurs in his right elbow...made his season debut on June 24 in an 18-3 loss at Washington...posted a 2-3 record and a 3.58 ERA over his last seven starts of the season beginning Aug. 22...finished the year with a 6-0 victory at Milwaukee, tossing 7.0 scoreless innings...it marked his first start with 7.0 or more innings since Aug. 7, 2014 vs. Cleveland...on July 26, did not record a strikeout in 6.0 innings at Yankee Stadium...marked his second career start with six or more innings and no strikeouts.

**2016**—Opened the year on the 60-day disabled list (recovery from Tommy John surgery) and made six Major League starts between July 31 and Aug. 28...in his season debut at San Diego,

retired 15 consecutive batters, pitching into the sixth inning...missed his Sept. 3 start vs. St. Louis due to right biceps tendinitis and didn't pitch the rest of the year.

**2015**—Made just one minor league rehab start and two Major League starts due to right elbow injuries, which led to Tommy John surgery on May 8, repairing a torn ulnar collateral ligament...opened the year on the disabled list (recovery from right forearm surgery) and made his season debut on April 18 vs. St. Louis, suffering a 5-2 loss...also took a no-decision in a 4-2 Reds defeat at Milwaukee on April 23, before returning to the disabled list.

**2014**—Limited to 23 starts due to a right forearm injury, making his last start of the season on Aug. 7 vs. Cleveland...had season-ending surgery to repair the torn flexor in his right forearm on Sept. 5...14 of his 23 starts were quality starts, which included pitching 7.0 innings or more nine times...finished the year with an 11.0-inning scoreless streak...over his final seven outings from June 29 to Aug. 7, he went 2-1 with a 1.62 ERA, holding the opposition to a .168 average...recorded his sixth career complete game and fourth shutout on June 29 at San Francisco in a 4-0 triumph...allowed just three hits with a walk and seven strikeouts...did not allow a hit until Buster Posey singled with two outs in the seventh...on Feb. 20, agreed to a six-year contract extension with the Reds.

**2013**—Ranked tied for seventh in the National League in strikeouts (199) and eighth in innings (209.0), establishing career highs in both categories...pitched his second career no-hitter on July 2 vs. San Francisco in a 3-0 triumph...allowed just one walk and recorded nine strikeouts, becoming one of three Major League hurlers to fire no-hitters in 2013 (Tim Lincecum, Henderson Alvarez)...earned co-Player of the Week honors in the National League following his no-hitter, sharing the honor with Atlanta's Brian McCann...through his first 29 starts, produced a 4.52 strikeout-to-walk ratio, which would have been the best in franchise history...however, he issued four walks in each of his last three starts to finish at 3.69...recorded a career-best six-game winning streak over a nine-start stretch between July 31 and Sept. 14, posting a 2.60 ERA...the streak tied the longest by a Reds pitcher in 2013 (Mat Latos)...in consecutive starts, Aug. 30 at St. Louis and Sept. 3 vs. St. Louis, worked at least 7.0 scoreless innings and recorded at least seven strikeouts, becoming the first Cincinnati pitcher to do this since Jim Maloney did it in three-straight outings in 1968.

**2012**—Tied for the National League lead in starts (33) and ranked 12th in innings (208.0) and quality starts (21)...also topped the NL in road ERA (2.32)...was part of the staff in which five pitchers started 161 of the club's 162 games (with Bronson Arroyo, Johnny Cueto, Mat Latos and Mike Leake)...the Reds became the eighth team in MLB history to produce five pitchers with 30 starts each and first since the Chicago White Sox in 2006...went 3-1 with a 1.85 ERA over his final seven starts (Sept. 1-Oct. 3), issuing nine walks and collecting 48 strikeouts in that span...tossed his first no-hitter on Sept. 28 at Pittsburgh in a 1-0 win...allowed one walk with 10 strikeouts...was one of six individual hurlers to record a no-hitter in the Majors in 2012...on May 3 vs. the Cubs, participated in the first game in MLB history in which both starting pitchers celebrated birthdays, starting opposite Chicago's Ryan Dempster...set a Reds' postseason record with 10 strikeouts in Game 3 of the National League Division Series vs. San Francisco...allowed one run on one hit over 7.0 innings, but took a no-decision in Cincinnati's 2-1 loss in 10 innings...also tied the club record by fanning six consecutive hitters, matching Hod Eller (Game 5, 1919 World Series)...became the fourth pitcher in Major League Postseason history to allow one hit or fewer and record 10 strikeouts or more in at least 7.0 innings, joining Baltimore's Mike Mussina (1997 ALCS vs. Cleveland) and Yankees' hurlers Orlando Hernandez (1999 World Series vs. Atlanta) and Roger Clemens (2000 ALCS vs. Seattle).

**2011**—Had two stints on the disabled list due to right shoulder injuries...began the season on 15-day DL (right shoulder impingement), before returning on May 4...went 3-1 with a 3.00 ERA in five starts before returning to the DL (sprained right shoulder) on May 28...produced a pair of multi-hit games, which included collecting a career-high three hits on Sept. 20 vs. Houston...hit .282 (11-for-39) overall, which tied for second among Reds pitchers in hits behind only Dontrelle Willis (12).

**2010**—Spent nearly three months on the disabled list (inflammation in right shoulder), being limited to 19 starts for the year...was placed on the DL on May 24 and was reinstated on Aug. 14... after coming off the DL, went 4-1 with a 3.55 ERA over his final 10 starts of the year...pitched his first career complete game in a 4-0 triumph at Pittsburgh on May 12...allowed four hits with no walks and six strikeouts, facing just 29 hitters in the game...it was the second-straight shutout by a Reds pitcher as the night before Johnny Cueto tossed a one-hitter at Pittsburgh, becoming the first Cincinnati duo to do this since 1925...worked 2.0 scoreless innings vs. Philadelphia in Game 3 of the National League Division Series...retired six of the eight hitters he faced in the sixth and seventh innings, making his first and only Major League appearance out of the bullpen.

**2009**—Split the season between Cincinnati and Triple-A Louisville, making 20 starts for the Reds...was named National League Player of the Week on Oct. 5, after allowing one earned run in 13.0 innings, posting victories over St. Louis (7-2) on Sept. 29 and Pittsburgh (6-0) on Oct. 4... in his last nine starts, went 6-1 with a 1.70 ERA...opened the year with Louisville, recording two complete games and one shutout...named International League Pitcher of the Week twice.

**2008**—Entered the year as the second-best prospect in the Reds' organization according to *Baseball America* and the ninth-best prospect in baseball...made eight Major League starts over two stints with Cincinnati (June 5-17, July 13-Aug. 9).

**2007**—Rated as the top prospect in the Reds' organization for the third-straight year by *Baseball America*...made nine starts with Cincinnati, including his big league debut on June 8 vs. Cleveland, earning a 4-3 victory...allowed two runs on five hits over 5.0 innings, becoming the first Reds starter to win his debut since Larry Luebbers on July 3, 1993 vs. Pittsburgh (5-3)...recorded his first career hit, a single off Mike Maroth on July 1 vs. St. Louis...collected first RBI on Sept. 25 vs. Houston, a two-run double off Felipe Paulino.

**2006**—Received the Sheldon "Chief" Bender Award as Cincinnati's Minor League Player of the Year...entered the year as the organization's top prospect according to *Baseball America* and was also named a Minor League and Double-A All-Star by the publication...earned the win for the US Team (8-5) in the All-Star Futures Game in Pittsburgh.

**2005**—Entered the year as the top prospect in the Reds' organization according to *Baseball America* and was named the second-best prospect in the Midwest League following the season.

**2004**—Made his professional debut with the Reds affiliate in the Gulf Coast Rookie League and was 0-1 with a 4.38 ERA in six games, three starts.

## PERSONAL/MISCELLANEOUS

David Dewitt Bailey was originally signed by Reds scout Mike Powers...was called "Homer" after his great-grandfather...graduated from La Grange (Texas) High School in 2004...went 41-4 with a 0.98 ERA with 536 strikeouts in 298.0 innings in his prep career...led his school to Texas state championships in 2001 and 2004, being named National High School Player of the Year by USA Today, *Baseball America*, Louisville Slugger and the National High School Coaches' Association.

## LIFETIME PITCHING RECORD

Year	Club	W	L	ERA	G	GS	CG	SHO	SV	IP	H	R	ER	HR	HB	BB	IBB	SO	WP	BK
2004	GCL Reds	0	1	4.38	6	3	0	0	0	12.1	14	7	6	0	0	3	0	9	1	1
2005	Dayton	8	4	4.43	28	21	0	0	0	103.2	89	64	51	5	3	62	0	125	11	5
2006	Sarasota	3	5	3.31	13	13	0	0	0	70.2	49	35	26	6	5	22	1	79	2	0
	Chattanooga	7	1	1.59	13	13	0	0	0	68.0	50	13	12	1	2	28	0	77	5	0
2007	Louisville	6	3	3.07	12	12	0	0	0	67.1	49	29	23	4	0	32	0	59	4	1
	CINCINNATI	4	2	5.76	9	9	0	0	0	45.1	43	32	29	3	3	28	1	28	1	1
	Sarasota	0	1	10.13	2	2	0	0	0	8.0	15	9	9	2	0	5	0	7	0	0
2008	Louisville	4	7	4.77	19	19	0	0	0	111.1	118	62	59	10	3	46	0	96	7	2
	CINCINNATI	0	6	7.93	8	8	0	0	0	36.1	59	36	32	8	0	17	1	18	4	1
2009	Louisville	8	5	2.71	14	14	2	1	0	89.2	87	33	27	10	4	27	1	82	1	0
	CINCINNATI	8	5	4.53	20	20	0	0	0	113.1	115	61	57	12	3	52	1	86	6	0
2010	CINCINNATI	4	3	4.46	19	19	1	1	0	109.0	109	55	54	11	3	40	6	100	3	1
	Louisville	2	0	2.37	4	3	0	0	0	19.0	15	5	5	0	1	5	0	15	1	0
	Dayton	0	1	6.75	1	1	0	0	0	4.0	4	3	3	0	0	1	0	5	0	0
2011	Louisville	2	1	3.00	6	6	0	0	0	30.0	34	10	10	1	0	6	0	22	0	0
	CINCINNATI	9	7	4.43	22	22	0	0	0	132.0	136	68	65	18	5	33	2	106	4	0
2012	CINCINNATI	13	10	3.68	33	33	2	1	0	208.0	206	97	85	26	8	52	3	168	3	0
2013	CINCINNATI	11	12	3.49	32	32	2	1	0	209.0	181	85	81	20	10	54	2	199	5	2
2014	CINCINNATI	9	5	3.71	23	23	1	1	0	145.2	134	60	60	16	7	45	1	124	5	1
2015	Louisville	0	1	4.76	1	1	0	0	0	5.2	5	4	3	0	1	2	0	3	1	0
	CINCINNATI	0	1	5.56	2	2	0	0	0	11.1	16	7	7	3	0	4	2	3	0	0
2016	Louisville	1	2	5.63	7	7	0	0	0	24.0	31	17	15	7	1	9	0	19	1	1
	Pensacola	0	1	2.25	1	1	0	0	0	4.0	6	5	1	0	1	2	0	3	0	0
	CINCINNATI	2	3	6.65	6	6	0	0	0	23.0	35	19	17	2	2	7	0	27	1	0
2017	Pensacola	1	0	0.00	1	1	0	0	0	5.0	3	0	0	0	0	1	0	5	1	0
	Dayton	1	0	0.00	1	1	0	0	0	6.0	1	0	0	0	1	0	0	6	0	0
	Louisville	1	0	3.18	1	1	0	0	0	5.2	7	2	2	1	0	2	0	6	0	0
	CINCINNATI	6	9	6.43	18	18	0	0	0	91.0	112	67	65	11	8	42	2	67	4	0
2018	CINCINNATI	1	14	6.09	20	20	1	0	0	106.1	141	82	72	23	2	33	9	75	2	1
	Louisville	2	2	4.78	7	6	0	0	0	37.2	41	20	20	4	1	10	0	28	1	0
<b>ML Totals</b>		<b>67</b>	<b>77</b>	<b>4.56</b>	<b>212</b>	<b>212</b>	<b>7</b>	<b>4</b>	<b>0</b>	<b>1230.1</b>	<b>1287</b>	<b>669</b>	<b>624</b>	<b>153</b>	<b>51</b>	<b>407</b>	<b>30</b>	<b>1001</b>	<b>38</b>	<b>7</b>

## CAREER TRANSACTIONS

**2004** — Selected by the Cincinnati Reds organization in the 1st round (seventh selection overall) of the First-Year Player Draft. **2010** — On disabled list, May 24 to August 14; included rehabilitation assignments to Louisville, June 8 to 11, and July 27 to August 14 and Dayton, July 26. **2011** — On disabled list, March 24 to May 4; included rehabilitation assignment to Louisville, April 17 to May 4. On the disabled list, May 27 to June 25; included rehabilitation assignment to Louisville, June 11 to 25. **2014** — On the disabled list, August 8 to October 29. **2015** — On the disabled list, March 27 to April 17; included rehabilitation assignment to Louisville, April 12 to 17. On the disabled list, April 24 to November 1. **2016** — On the disabled list, March 25 to July 27; included rehabilitation assignments to Louisville, April 21 to 25 and June 27 to July 25, and Pensacola, April 26 to 27. **2017** — On the disabled list, February 14 to June 23; included rehabilitation assignments to Pensacola, June 9 to 13, Dayton, June 14 to 18, and Louisville, June 19 to 23. **2018** — On the disabled list, May 30 to July 23; included rehabilitation assignments to Louisville, June 11 to 14 and June 23 to July 21. Traded to the Los Angeles Dodgers with minor league pitcher Josiah Gray and minor league infielder Jeter Downs for pitcher Alex Wood, catcher/infielder Kyle Farmer, outfielders Matt Kemp and Yasiel Puig and cash considerations, December 21. Released, December 21. **2019** — Signed by the Kansas City Royals to a minor league contract, February 9. Traded to the Oakland Athletics for minor league infielder Kevin Merrell, July 14.

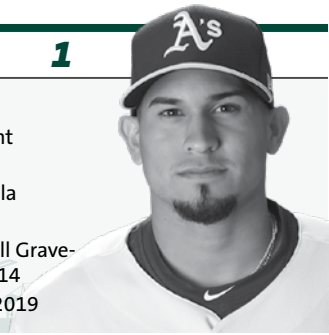
## DIVISION SERIES RECORD

Year	Club/Opp.	W	L	ERA	G	GS	CG	SHO	SV	IP	H	R	ER	HR	HB	BB	IBB	SO	WP	BK
2010	CIN vs. PHI	0	0	0.00	1	0	0	0	0	2.0	2	0	0	0	0	0	0	2	0	0
2012	CIN vs. SF	0	0	1.29	1	1	0	0	0	7.0	1	1	1	0	0	1	0	10	0	0
<b>Totals</b>		<b>0</b>	<b>0</b>	<b>1.00</b>	<b>2</b>	<b>1</b>	<b>0</b>	<b>0</b>	<b>0</b>	<b>9.0</b>	<b>3</b>	<b>1</b>	<b>1</b>	<b>0</b>	<b>1</b>	<b>1</b>	<b>0</b>	<b>12</b>	<b>0</b>	<b>0</b>

## BAILEY'S CAREER BESTS

**Low Hit Complete Game:** 0 (twice), July 2, 2013 vs. San Francisco; September 28, 2012 at Pittsburgh  
**Innings Pitched:** 9.0 (six times), last: June 29, 2014 at San Francisco  
**Strikeouts:** 12, July 21, 2013 vs. Pittsburgh  
**Longest Winning Streak:** 6, July 31 to September 14, 2013  
**Longest Losing Streak:** 10, May 18, 2018 to April 8, 2019  
**Longest Scoreless Streak:** 23.0, September 28, 2012 to April 10, 2013



**INFIELDER****Height/Weight:** 5-10 / 200**Bats/Throws:** Right / Right**Birthdate:** February 27, 1996**Opening Day Age:** 23**Birthplace/Resides:** Caracas, Venezuela / Caracas, Venezuela**Major League Service:** 131 days**Obtained:** Acquired from Toronto with Brett Lawrie, Kendall Graveman and Sean Nolin for Josh Donaldson, November 28, 2014**Contract Status:** First year of a one-year contract through 2019**CAREER HIGHLIGHTS**

Was one of four players acquired from Toronto in the Josh Donaldson trade following the 2014 season...made his Major League debut in 2017 and is a .215 hitter with seven home runs and 22 RBI in 57 games in two seasons with Oakland...is a .288 (600-for-2085) hitter with 67 home runs, 287 RBI and 97 stolen bases in 533 games in six seasons in the minors...has appeared in 390 games at shortstop and 118 at second base...all of his games at second have come over the last three seasons...was named the A's Top Prospect by *Baseball America* following the 2015 and 2016 seasons and the number two prospect following 2017...the magazine tabbed him a High Class-A All-Star following the 2015 season and named him Short-Season Player of the Year and the Top Prospect in the Northwest League following the 2014 season...was a Texas League Postseason All-Star in 2016...made his professional debut in 2013 at the age of 17 and won the R. Howard Webster Award as team MVP for the GCL Blue Jays.

**2018 HIGHLIGHTS**

Had six stints with Oakland in 2018 and batted .233 with five home runs and 16 RBI in 32 games... nine of his 17 hits (52.9%) were for extra bases (four doubles) and he slugged .493...averaged 4.56 at bats per RBI, which was fifth best in the American League among players with 50 or more plate appearances...walked just once and struck out 29 times and his average of 29.0 strikeouts per walk was the highest in the AL using the 50 plate appearance minimum...now has 62 strikeouts in 144 career at bats...batted .255 (12-for-47) with three home runs against right-handed pitchers, .192 (5-for-26) with two home runs against left-handers...now has a .250 (24-for-96) career average against righties, .146 (7-for-48) against lefties...hit .158 with the bases empty, .314 with four of his five home runs with runners on base...had three three-run homers...his career splits are .160 (12-for-75) with two home runs with the bases empty, .275 (19-for-69) with five home runs with runners on...four of his five home runs came with two strikes as have six of his seven career home runs...hit .278 with four of his five home runs in 14 road games, .189 in 18 games at home...batted .308 during the day...went 1-for-21 (.048) in 16 games at night...had a .295 average over innings 1-6, a .138 average from the seventh inning on...made 16 starts at second base and one at shortstop...committed two errors in 26 games overall at second base (.973 fielding percentage) and none in two games at shortstop...went 0-for-6 with four strikeouts as a pinch hitter and is 0-for-9 with seven strikeouts in his career...made 12 of his 18 starts batting ninth in the order...played for Aragua in the Venezuelan Winter League following the season and hit .352 with seven home runs and 38 RBI in 55 games...ranked second in the league in batting, third in RBI and slugging (.528) and fourth in on-base percentage (.417) and runs (37).

**OAKLAND:** Was recalled for the first time April 7 when Chad Pinder went on the disabled list... appeared in just one game with the A's on April 11 at Los Angeles (NL) and did not have an at bat when he was optioned back to Nashville April 16 when Pinder came off the DL...went 0-for-6 in four games during his second stint from May 23 to 31...drew his only walk of the season May 29 against Tampa Bay...saw his most extensive action during his third stint from June 16 to July 2 when he hit .239 with three home runs and 10 RBI in 13 games, including 12 starts (11 at second base, one at shortstop)...hit his first home run of the season and had three RBI June 20 at San Diego...then had two home runs and six RBI in his next game, the first game of a doubleheader at Chicago (AL) on June 22...at the age of 22 years, 115 days, he became the youngest Athletic with six or more RBI in a game since at least 1908...the previous youngest was Jimmie Foxx on May 22,

1930 (22 years, 212 days)...became the fifth youngest player in Oakland history with a two-homer game and the youngest since Ben Grieve on June 16, 1998 (22 years, 43 days)...the home runs and RBI were career highs...went 0-for-4 with four strikeouts June 26...his fourth stint lasted two games from July 14 to 23 and he went 1-for-4...returned July 29 and went 3-for-5 with a homer and three RBI in three games before he was optioned back to Nashville Aug. 7...had a career-high three hits Aug. 1 vs. Toronto...was brought up for the sixth time when rosters expanded on Sept. 1 and went 2-for-12 (.167) with a home run and three RBI in nine games, including one start at second base...was on the A's roster for the Wild Card game but did not play.

**NASHVILLE:** Hit a career-high 18 home runs with Triple-A Nashville, which ranked third in the A's farm system despite just 77 games in the minors...batted a career-low .259 with 46 RBI...added a career-high 39 walks for a .357 on-base percentage...slugged a career-high .514, which was third best in the A's farm system...struck out 106 times, an average of 3.14 plate appearances per strikeout...hit .280 (61-for-218) with 15 of his 18 home runs, 41 of his 46 RBI and 35 of his 39 walks against right-handed pitchers compared to .188 (12-for-64) against left-handers...had a .946 OPS against righties, .606 against lefties...batted .235 with nine home runs and 25 RBI in 47 games before the All-Star Break, .295 with nine home runs and 21 RBI in 30 games after the break...hit .328 with five doubles and seven home runs when leading off an inning (.766 slugging percentage)...had a .200 batting average with runners in scoring position...13 of his 18 home runs were solo shots...appeared in 60 games at second base and 11 at shortstop...committed five errors as a second baseman (.981 fielding percentage) and two as a shortstop (.959 fielding percentage)...also went 6-for-22 (.273) in five games at designated hitter...hit in every spot in the order from second through sixth, including 28 games batting third and 27 in the five spot...began the season at Nashville and went 2-for-4 with a home run and three RBI in the opener on April 5 at New Orleans before he was recalled by Oakland April 7...went 0-for-10 over his first three games following his return on April 17 but then went 19-for-55 (.345) over a 14-game stretch from April 22 to May 6 to boost his average to .304...capped that stretch with his only two homer game with the Sounds on May 6 against Memphis...also drove in a Triple-A best five runs in the game...went 7-for-50 (.140) over his next 14 games before moving up to Oakland May 23...returned to Nashville June 3 and went 4-for-5 that day at Round Rock...then went 6-for-37 (.162) over his next 10 games before the A's called again June 16...hit .220 with four home runs and nine RBI in 12 games in July when he bounced between Oakland and Triple-A...joined Nashville for the final time Aug. 7 and hit .325 with seven home runs and 16 RBI in 22 games in August...had a season-best six-game hitting streak from Aug. 13 to 19 (9-for-22, .409)...went 0-for-4 with four strikeouts Aug. 29 at New Orleans.

## CAREER

**2017**—Batted .197 with a double, two triples, two home runs and six RBI in 25 games over two stints with Oakland in his Major League debut...also hit .290 with 15 home runs and 54 RBI in 111 games with Triple-A Nashville...struck out 33 times in 76 plate appearances with the A's and his average of 2.30 plate appearances per strikeout was fourth lowest in Oakland history among players with 75 or more plate appearances...fanned 141 times with the Sounds for a total of 174 strikeouts in 586 plate appearances (3.37 plate appearances per strikeout)...with the A's, he hit .245 against right-handed pitchers, .091 against left-handers...had all five of his extra base hits against righties for a .469 slugging percentage...batted .235 during the day, .100 at night...went 2-for-17 (.118) with runners in scoring position...started nine games at shortstop and seven at second base...committed three errors as a shortstop (.942 fielding percentage) and one as a second baseman (.971)...was recalled from Nashville June 24 and made his ML debut that day at Chicago (AL)...went 2-for-5 in a start at second base...at the age of 21 years, 117 days, he became the youngest non-pitcher to make his debut for the A's since Eric Chavez debuted on Sept. 8, 1998 at 20 years, 275 days...struck out in his first at bat but then hit a two-run home run off James Shields in the third inning for his first ML hit...became the fifth player in Oakland history to homer in his ML debut (Tom Wilson, 2001; Scott Brosius, 1991; Terry Steinbach, 1986; Joe Keough, 1968)...is the youngest Athletic to homer since Jose Canseco on Sept. 28, 1985 (21 years, 88 days)...had two more hits the next day against the White Sox to become the first Athletic to start his career with back-to-back multiple hit games since Ramon Hernandez had three straight from June 29-July 1, 1999...stole his first base July 2 against Atlanta...had his first career walk-off hit July 4 against Chicago (AL), a home run off Tommy Kahnle...is the youngest Athletic with a walk-off

home since Jimmie Foxx did it at age 20 on May 14, 1928 against Cleveland (source: Elias Sports Bureau)...was batting .190 with two home runs and four RBI in 11 games when he was optioned to Nashville July 8...returned to Oakland when rosters expanded Sept. 1 and hit .207 with two RBI in 14 games during his second stint...made six starts (four at second base, two at shortstop)...was named the A's number two prospect by *Baseball America* following the season...had minor league career highs in extra base hits (41) and strikeouts (141) and matched his best in hits (136) and triples (7)...the strikeouts tied for fifth most in the Pacific Coast League...tied for third in the A's farm system in triples, tied for fifth in hits, ranked sixth in batting (.290) and slugging (.456), tied for sixth in total bases (214), tied for seventh in stolen bases (15) and tied for ninth in home runs (15)...hit .297 with 14 of his 15 home runs against right-handed pitching, .259 against left-handers...slugged 12 of his 15 home runs on the road...six came in the first inning...batted .332 in 51 games in the leadoff spot, .311 with runners in scoring position, .309 when leading off an inning and .301 at night...appeared in 83 games at shortstop and 25 games at second base...led PCL shortstops with 18 errors (.950 fielding percentage)...also made three errors as a second baseman (.969)...batted in every spot in the order except fourth and sixth...was a perfect 4-for-4 April 20 at Oklahoma City, his first of three four-hit games (Aug. 17 at Memphis and Aug. 25 vs. Round Rock)...batted .333 with 15 RBI in 22 games in April...then hit safely in his first 11 games in May for his longest hitting streak of the season (15-for-47, .319)...drove in a season-high five runs May 18 at Fresno...was hitting .303 entering a May 28 doubleheader against Colorado Springs but that would be his last day over .300 as he went 1-for-6 in the twin bill to fall to .299...had a ninth inning grand slam and drove in four runs in a 5-2 win at Iowa June 1...was batting .281 with eight home runs and 32 RBI in 68 games when he was promoted to Oakland for the first time June 24...returned to Nashville July 9 and hit .304 with seven home runs and 22 RBI over his final 43 games...had six straight multiple hit games from July 29 to Aug. 5 (14-for-26, .538)...had two two-steal games in 2017 and they came in back-to-back contests against Round Rock on Aug. 25 and 26...stole eight bases in 25 games in August and hit .349 with 17 RBI.

**2016**—Was named to the Texas League Midseason and Postseason All-Star Teams after batting .281 with 10 home runs and 50 RBI in 119 games with Double-A Midland...tied for fourth in the TL in hits (130), tied for fifth in runs (63), ranked sixth in batting and 10th in on-base percentage (.340)...stole 30 bases, which ranked third, but was caught stealing 15 times, which led the league...also went 6-for-17 (.353) with a home run and three RBI in four games with Triple-A Nashville and combined to hit .284 with 11 home runs and 53 RBI in 123 games overall...was named the A's Top Prospect by *Baseball America* following the season...had career highs in hits (136), doubles (25), stolen bases (30), games and at bats (479) and matched his best in runs (65)...led the A's farm system in steals, ranked fifth in batting, sixth in hits, eighth in total bases (202) and tied for 10th in runs, slugging (.422) and on-base percentage (.342)...batted .286 against left-handed pitching compared to .283 with 10 of his 11 home runs against right-handers...hit .236 during the first half of the TL season, .337 in the second half...hit .389 in the ninth inning...committed 19 errors...15 of those came as a shortstop at Midland, which were the most among TL shortstops...appeared in 85 games overall at shortstop (.953 fielding percentage) and also made four errors in 33 games at second base (.972)...hit in every spot in the order except third and fourth...saw his most action batting leadoff, where he hit .303 with a .357 on-base percentage in 54 games...hit .435 over a 10-game stretch in late April...hit .345 over a 52-game stretch that began on June 14...started at second base for the Southern Division All-Stars in the TL All-Star Game on June 28 at Springfield and went 1-for-2 with a double and a stolen base...was named TL Player of the Week Aug. 1 after going 10-for-20 (.500) with five runs, three doubles, a triple, two home runs and five RBI in five games...finished July with a .423 batting average in 19 games...had a season-best 11-game hitting streak from Aug. 11-23 (18-for-45, .400)...was transferred to Nashville Aug. 31 and went 6-for-17 (.353) in four regular season games...then hit .421 (8-for-19) with six runs scored, three doubles, two triples, a home run, four RBI and three walks in five postseason games for the Sounds, all at shortstop...played for Mesa in the Arizona Fall League following the season and hit .261 with six doubles and eight RBI in 21 games...ranked third in the AFL in at bats (88)...had a 4-for-4 performance Oct. 18 against Scottsdale...started at shortstop for the East in the AFL Fall-Stars Game on Nov. 5 and went 0-for-2.

**2015**—Batted .302 with 13 home runs and 47 RBI in 90 games with Single-A Stockton and was named a High Class-A All-Star by *Baseball America*...added 22 doubles and three triples for a

.500 slugging percentage...missed a month and a half of the season with a strained right wrist...ranked second in the A's farm system in slugging, fourth in batting and tied for eighth in home runs...hit .352 against left-handed pitching compared to .284 against right-handers...had a 1.009 OPS against lefties...batted .367 with seven home runs, 17 RBI and a 1.025 OPS in 26 games in the second half...hit .326 with 10 of his 13 home runs at home...batted .447 during the day...appeared exclusively at shortstop on defense and committed 34 errors in 86 games for a .911 fielding percentage...led California League shortstops in errors...batted .326 with 10 doubles, three home runs and 16 RBI in 27 games in May...had two home runs and five RBI May 18 against Modesto...had his first four-hit game of the season June 14 at Rancho Cucamonga to begin a season-ending 33-game stretch where he hit .393 with eight home runs and 20 RBI...went 21-for-44 (.477) with six multiple hit games during a season-high 11-game hitting streak from July 3 to 13...matched his season high with four hits July 13 against Lake Elsinore...connected for his second two-homer game of the season July 19 against Bakersfield...had six home runs in 69 games over the first three months of the season...then hit .375 with six home runs and 14 RBI in 19 games in July before going on the disabled list July 21 with a strained right wrist...was reinstated Sept. 5 and went 4-for-9 over his final two games to finish the year with a .302 batting average...hit .375 (3-for-8) with a double and a RBI in three postseason contests for the Ports...was rated as the top prospect in the A's system and the number two prospect in the California League by *Baseball America* following the season...played for Zulia in the Venezuelan Winter League and batted .183 with two home runs and 14 RBI in 35 games.

**2014**—Began the season in extended spring training and joined Vancouver of the Short-Season Single-A Northwest League when the season opened in June...was named the Top Prospect in the Northwest League and the Short-Season Player of the Year by *Baseball America* after batting a career-high .311 with six home runs and a career-high 61 RBI in 73 games...also had bests in runs (65), hit by pitches (10) and on-base percentage (.384)...led the league in hits (90), runs, RBI and total bases (139), tied for the lead in doubles (23) and games, ranked third in stolen bases (29), extra base hits (33) and at bats (289), tied for fourth in triples (4), sixth in slugging (.481), ninth in on-base percentage and 10th in batting...was named to the Northwest League Midseason All-Star Team...his 65 runs scored led all Short Season players and his 90 hits and 23 doubles tied for the most...hit .380 with runners in scoring position...had a .447 batting average and a .490 on-base percentage when leading off an inning...appeared exclusively at shortstop on defense and led NL shortstops in games (68), total chances (298) and putouts (91) while tying for the lead in double plays (38)...committed 26 errors for a .913 fielding percentage...went 4-for-4 on Opening Day, June 13 at Salem-Keizer, his first of four four-hit games...hit .333 in 17 games in June...had 30 RBI in 30 games in July...connected for his lone two homer game of the season Aug. 2 at Boise...stole 15 bases in 26 games in August...went 5-for-18 (.278) with a RBI in four postseason games for the Canadians...was rated as the Blue Jays fifth best prospect by *Baseball America* following the season.

**2013**—Made his professional debut with the Blue Jays affiliate in the Gulf Coast Rookie League and was promoted to Bluefield of the Rookie Appalachian League Aug. 16...combined for a .276 batting average with four home runs and 26 RBI in 59 games overall...had a career-high seven triples...won the R. Howard Webster Award for the GCL Blue Jays...the award is given annually to the Most Valuable Player at each of the Jays farm teams...led the GCL in extra-base hits (26) and slugging percentage (.529) and tied for second in doubles (16) and triples (6)...appeared exclusively at shortstop on defense where he committed 28 errors in 57 games for a .888 fielding percentage...went 2-for-5 with a double and two RBI in his debut June 22 against the Phillies...had his first career two-homer game Aug. 10 against the Phillies...hit .625 (5-for-8) with three RBI in two postseason games for Bluefield...was rated as the Blue Jays fifth best prospect by *Baseball America* following the season.

## PERSONAL/MISCELLANEOUS

Franklin Jose Barreto (Rojas) was originally signed by Blue Jays scouts Ismael Cruz, Luis Marquez and Rafael Moncada.

## LIFETIME PLAYING RECORD

Year	Club	AVG.	G	AB	R	H	2B	3B	HR	RBI	SH	SF	HP	BB	SO	SB	CS	SLG	OBP	E
2013	GCL Blue Jays	.299	44	174	30	52	16	6	4	19	1	0	6	13	42	10	4	.529	.368	19
	Bluefield	.204	15	54	4	11	5	1	0	7	0	0	2	2	14	0	2	.333	.259	9
2014	Vancouver	.311	73	289	65	90	23	4	6	61	0	3	10	26	64	29	5	.481	.384	26
2015	Stockton	.302	90	338	50	102	22	3	13	47	1	6	4	15	67	8	3	.500	.333	34
2016	Midland	.281	119	462	63	130	25	3	10	50	1	2	6	36	90	30	15	.413	.340	19
	Nashville	.353	4	17	2	6	0	1	1	3	0	0	1	0	4	0	2	.647	.389	0
2017	Nashville	.290	111	469	63	136	19	7	15	54	3	2	9	27	141	15	8	.456	.339	21
	OAKLAND	.197	25	71	10	14	1	2	2	6	0	0	0	5	33	2	0	.352	.250	4
2018	Nashville	.259	77	282	54	73	16	1	18	46	0	5	7	39	106	5	2	.514	.357	7
	OAKLAND	.233	32	73	10	17	4	0	5	16	0	0	1	1	29	0	0	.493	.253	2
ML Totals		.215	57	144	20	31	5	2	7	22	0	0	1	6	62	2	0	.424	.252	6

## CAREER TRANSACTIONS

**2012** — Signed by the Toronto Blue Jays as a non-drafted free agent, July 2. **2014** — Traded to the Oakland Athletics with pitchers Kendall Graveman and Sean Nolin and infielder Brett Lawrie for infielder Josh Donaldson, November 28.

## WILD CARD RECORD

Year	Club/Opp.	AVG.	G	AB	R	H	2B	3B	HR	RBI	SH	SF	HP	BB	SO	SB	CS	SLG	OBP	E
2018	OAK vs. NYY																			

(On roster — did not play)

## BARRETO'S CAREER BESTS

Hits: 3, August 1, 2018 vs. Toronto

Home Runs: 2, June 22, 2018 at Chicago (AL)-G#1

Runs Batted In: 6, June 22, 2018 at Chicago (AL)-G#1

Stolen Bases: 1 (twice), last: July 5, 2017 vs. Chicago (AL)

Hitting Streak: 3 (twice), last: June 23 to 25, 2018

Hitless Streak (At Bats): 14, June 25 to July 1, 2017

Game Ending RBI: 1, July 4, 2017 vs. Chicago-AL (home run)

Grand Slams: None

Pinch-Hit Home Runs: None

Inside-The-Park Home Runs: None

Lead Off Home Runs: None

**RIGHT-HANDED PITCHER****Height/Weight:** 6-5 / 220**Bats/Throws:** Right / Right**Birthdate:** February 22, 1989**Opening Day Age:** 30**Birthplace/Resides:** Toledo, Ohio / Washington, North Carolina**Major League Service:** 2 years, 130 days**Obtained:** Acquired from the Chicago White Sox with Josh Phegley, Rangel Ravelo and Marcus Semien for Jeff Samardzija and Michael Ynoa, December 9, 2014**Contract Status:** First year of a one-year contract through 2019**CAREER HIGHLIGHTS**

Is 4-14 with a 3.86 ERA in 40 games, including 30 starts, in four seasons in the majors with the White Sox (2014) and the A's (2015-16, 18)...did not pitch in the majors in 2017 following May 6, 2016 "Tommy John" surgery...was limited to 24 games in the minors in 2017...was originally drafted by Chicago (AL) in 2011 and was dealt to Oakland following the 2014 season...has a 33-23 record, five saves and a 3.50 ERA (202 er in 519.1 ip) in 151 games, 77 starts, in seven seasons in the minors...pitched for Glendale in the Arizona Fall League following the 2013 and 2014 seasons...led the White Sox farm system with 138 strikeouts in 2013.

**2018 HIGHLIGHTS**

Had seven stints with Oakland in his return to the majors following "Tommy John" surgery in 2016...went 2-3 with a 3.02 ERA and .221 opponents batting average in 11 games, including seven starts...the ERA and opponents batting average were the lowest of his four seasons as was his .309 on-base percentage, .315 slugging percentage and .624 OPS...the two wins matched his career total entering the season as he was 2-11 over his first three seasons...struck out 41 batters in 47.2 innings for a career-best average of 7.74 strikeouts per nine innings...his opponents batting average included a mark of .218 (19-for-87) against left-handed hitters compared to .223 (21-for-94) against right-handers...surrendered three of his four home runs to righties...yielded a .195 batting average to batters leading off an inning but walked eight for a .340 on-base percentage...three of the four home runs he allowed were solo shots...opponents hit .205 with runners in scoring position...had a .189 opponents average with two outs and .137 with two strikes...the opponents four and five hitters were a combined 3-for-38 (.079)...was 2-3 with a 3.19 ERA and .236 opponents batting average in his seven starts, 0-0 with a 2.45 ERA and .162 opponents average in four relief appearances...did not allow a run in the first inning (7.0 ip) and had a 1.73 ERA over innings 1-3...logged a 4.57 ERA and surrendered all four of his home runs from the fourth inning on...went 0-2 with a 2.78 ERA in five games at home and is now 1-7 despite a 2.73 ERA (25 er in 82.1 ip) in 16 career games in the Coliseum...went 0-2 with a 3.18 ERA in three starts during the day and is now 0-8 with a 4.35 ERA (39 er in 80.2 ip) in 15 career outings during the day...received two runs of support or fewer in five of his seven starts and his RSA as a starter was 3.19...has received two runs of support or fewer in 24 of his 30 career starts and his career RSA as a starter is 2.67 (50 rs in 168.2 ip).

**OAKLAND:** Was recalled for the first time April 20 but did not pitch before he was optioned back to Nashville April 26...also did not appear in a game during his second stint, which lasted one day on May 26...was recalled for a third time June 9 and started that day at Kansas City...allowed a run on three hits and a walk in a season-high 7.0 innings but was the losing pitcher in the A's 1-0 loss...it was his first Major League appearance since April 28, 2016 at Detroit as he had UCL reconstruction surgery on May 6, 2016...was optioned back to Nashville the next day...made two starts during his fourth stint June 14-22 and took the loss in each outing to extend his losing streak to a career-high nine games...that tied for the third longest losing streak in Oakland history and was the longest since Bob Welch also lost nine straight from Sept. 5, 1993-May 11, 1994...compiled a 5.56 ERA and .290 opponents batting average during the streak, which spanned 13 starts dating from Aug. 21, 2015 to June 22, 2018...stint number five began June 27 and he combined with Petit and Trivino on a three-hit shutout in the A's 3-0 win at Detroit that day...it was his first Major League victory since Aug. 4, 2015 against Baltimore...tossed six innings and allowed two of the

hits but walked a career-high tying five...went 2-0 with a 2.59 ERA (9 er in 31.1 ip) and .212 (24-for-113) opponents batting average over his final eight games, including four starts...the winning streak was the first of his career...was 2-0 with a 2.87 ERA during his fifth stint before he was optioned to Nashville July 12...returned Aug. 26, allowing one run on four hits in 4.2 innings in a no decision at Minnesota that day, and was optioned back to Nashville the next day...was called back for his seventh and final stint Sept. 7 and pitched exclusively in relief following his return, all in games started by an opener...tossed three innings in three of the four games and had a 2.45 ERA and .162 opponents batting average in the four games.

**NASHVILLE:** Went 5-5 with a 4.30 ERA in 18 games, including 14 starts, with Triple-A Nashville...was 2-3 with a 6.10 ERA and .314 opponents batting average over his first 10 games (seven starts) through June 2...then went 3-2 with a 2.70 ERA and .230 opponents batting average over his final eight games (seven starts) following his July 12 option from Oakland...surrendered six home runs in 81.2 innings, an average of 0.66 per nine innings...struck out 83, an average of 9.15 per nine innings, and walked 25 for a strikeout-to-walk ratio of 3.32...allowed a .271 opponents batting average, including .215 (29-for-135) against left-handed hitters compared to .313 (57-for-182) against right-handers...had a .573 OPS against lefties, .817 against righties...was 3-1 with a 2.18 ERA in 10 games at home, 2-4 with a 6.94 ERA in eight games on the road...surrendered five of his six home runs on the road...went 1-1 with a 1.59 ERA in four relief appearances, 4-4 with a 5.01 ERA in 14 starts...tossed at least four innings in all four of his relief appearances but tossed four innings or fewer in six of his 14 starts...allowed one run or fewer in eight of his 18 appearances...began the season in the bullpen and was 1-0 with a 0.69 ERA in three appearances when he was recalled by Oakland April 20...tossed at least 4.0 innings in each appearances and did not allow a run over his first 9.0 innings...was optioned back to Nashville April 26 and allowed a season-high seven runs on seven hits in 2.0 innings in his first start April 30 at Colorado Springs and took the loss...pitched 2.0 innings in his next start and 3.0 after that...then allowed a season-high tying seven runs on seven hits and three walks in 3.1 innings May 17 at Oklahoma City for the loss...picked up his first win as a starter May 22 against Colorado Springs when he allowed just one run in 5.0 innings...struck out a season-high eight in a no decision May 28 against Oklahoma City...took the loss in his first start following his July 12 option from Oakland but then went 3-0 with a 3.00 ERA over his next four starts from July 24 to Aug. 10...allowed a season-high tying eight hits July 24 at Las Vegas...tossed a season-high 8.0 innings and allowed just one run on three hits in a 3-1 win over Sacramento Aug. 4...allowed one run in three consecutive starts from Aug. 4-15 (3 er in 19.1 ip, 1.40 ERA)...pitched in relief of Daniel Mengden on Aug. 21 at Round Rock and allowed two runs in 4.0 innings for the loss...logged one scoreless inning in his final start Aug. 31 against Memphis and finished August 2-1 with a 1.85 ERA and .218 opponents average in five games, four starts.

## CAREER

**2017**—Began the season on Oakland's disabled list as he continued his recovery from May 6, 2016 UCL reconstruction surgery and spent the entire season in the minors...went 0-1 with a 2.77 ERA in seven games, all starts, with Single-A Stockton and 4-2 with a 6.21 ERA in 17 games, two starts, with Triple-A Nashville...combined for a 5-3 record and a 5.33 ERA in 24 games, nine starts, overall...allowed a .260 opponents batting average, including .243 against right-handed hitters compared to .282 against left-handers...surrendered three home runs in 50.2 innings, an average of 0.53 per nine innings...all three of his home runs came with runners on base...yielded a .341 average with runners in scoring position, but that dropped to .167 with RISP and two outs...opponents hit .174 with a .269 on-base percentage when leading off an inning...was 1-2 with a 4.37 ERA in his nine starting assignments, 3-1 with a 6.11 ERA in 15 relief appearances...tossed at least two innings in 10 of his 15 relief outings...allowed 2-of-9 (22.2%) inherited runners to score...began his rehab assignment with Stockton April 29 and did not allow a run in two starts with the Ports (7.0 ip) before he was moved up to Nashville May 8...allowed four runs on five hits and season-high four walks in 4.0 innings of relief the next day against El Paso but struck out a season-high six...then tossed a season-high 5.0 shutout innings for the win in a start at Fresno May 15...was 1-1 with a 4.79 ERA in five games when his rehab assignment was halted May 24...resumed pitching June 28 back at Stockton and had four scoreless outings (4.2 ip) before allowing four runs on six hits in 1.1 innings in a loss to Inland Empire July 12...was moved up to Nashville July 16 and pitched in relief...made three more rehab appearances before he was reinstated

from the DL and optioned to Nashville July 25...spent the remainder of the season pitching in relief, posting a 5.12 ERA in 11 appearances following his option...did not allow a run in five of his last seven outings (1.93 ERA).

**2016**—Was on the A's Opening Day roster and went 0-2 with a 6.11 ERA in five starts before going on the disabled list April 29 with an elbow injury...had UCL reconstruction surgery on May 6 and missed the remainder of the season...surrendered five home runs in 28.0 innings after yielding five home runs in 86.0 innings in 2015...allowed a .294 opponents batting average, which included .210 against left-handed hitters compared to .386 against right-handers...had a .661 OPS against lefties, 1.067 against righties...received two runs of support or fewer in each of his five starts and averaged 2.89 runs of support per game...compiled a 4.38 ERA in Oakland and a 7.47 ERA in the road...made four of his five starts during the day...the A's were 2-3 (.400) in his five starting assignments...tossed 7.0 innings in back-to-back starts April 10 at Seattle and April 17 against Kansas City...allowed one unearned run against the Mariners and two runs against the Royals but had a no decision in each contest, both A's wins...issued a career-high tying five walks in the start against Seattle and tossed a career-high 114 pitches against Kansas City...allowed a career-high seven runs on a career-high 10 hits in just 3.2 innings in his final start April 28 at Detroit...was placed on the disabled list April 29 and had surgery on his elbow May 6 at Beacon Orthopedics in Cincinnati...the surgery was performed by Dr. Timothy Kremchek and involved an ulnar collateral ligament reconstruction with an ipsilateral palmaris longus graft.

**2015**—Split his first season in the A's organization between Oakland and Triple-A Nashville...went 1-8 despite a 3.56 ERA and .244 opponents batting average in 18 games, including 13 starts, over four stints with the A's...his .111 winning percentage was the lowest in the majors among pitchers with at least 10 games started...it tied for fourth lowest in Oakland history among pitchers with at least 10 starts, but was the lowest among pitchers with an ERA under 5.00...the last Major League pitcher with at least 10 starts, an ERA under 3.75 and a winning percentage of .111 or less was Zane Smith, who went 1-13 (.071) with a 3.49 ERA in 48 games, including 17 starts, for the Braves and Expos in 1989...no American League pitcher has done it since 1968 when Rickey Clark (1-11, 3.53 ERA with California) and Fred Talbot (1-9, 3.36 ERA with New York) both did it...received one run of support or fewer in nine of his 13 starts and his season run support average as a starter was 2.15...his overall run support of 3.14 was fifth lowest in the AL among pitchers with 81 or more innings pitched...surrendered just five home runs in 86.0 innings for an average of 0.52 home runs per nine innings...that ranked third best in the AL among pitchers with at least 81.0 innings...had a .244 opponents batting average, including .217 against lefties and .279 against righties...went 1-5 with a 2.28 ERA and .218 opponents batting average in nine games in Oakland...walked 21 batters in 75.1 innings as a starter (2.51 per nine innings), nine in 10.2 innings in relief (7.59)...had a 7.62 ERA and .379 opponents batting average in the first inning compared to a 2.84 ERA and .214 opponents average from the second inning on...walked two batters or fewer in 11 of his 13 starts...began the season at Nashville and was recalled by Oakland April 23...pitched exclusively in relief during his first stint and logged a 3.38 ERA in five relief appearances before he was optioned back to Nashville May 10...returned June 30 and went 0-2 with a 2.53 ERA in two starts before he was sent back to Nashville following his start July 5...was called up a third time July 11 and allowed two runs in 6.1 innings in a no decision that day at Cleveland...was optioned back to Nashville the next day with the All-Star Break approaching...returned for good July 25 and went 1-6 with a 3.86 ERA over his final 10 starts...went 0-4 with a 3.00 ERA over his first five starts from June 30 to July 30...tossed at least five innings and allowed three runs or fewer in each of those starts to become the sixth pitcher in Oakland history to toss at least five innings and allow three runs or fewer in five consecutive games without recording a win (last: Vin Mazzaro, Aug. 3-26, 2010)...combined with Fernando Rodriguez and Fernando Abad on a seven-hit shutout in the A's 5-0 win over Baltimore Aug. 4 in Oakland for his first win as an Athletic...it was part of a career-high 18.0-inning scoreless streak...struck out a career-high 10 batters in 6.2 innings Aug. 9 against Houston but had a no decision in the A's 5-4 win...tossed a career-high 8.0 innings Aug. 15 at Baltimore but had a no decision in a 4-3 loss...did not pitch from Aug. 27 to Sept. 23 due to a strained right shoulder...then started three of the A's final 10 games and went 0-2 with a 7.82 ERA...went 2-7 with a 3.65 ERA and .230 opponents batting average in 13 games, including 10 starts, in his Triple-A debut with Nashville...allowed just one home run in 69.0 innings and that came to the third batter he faced in his first



start...went 2-3 with a 2.27 ERA and .220 opponents batting average in eight games at home... was 1-1 with a 3.38 ERA in three games before his April 23 promotion to Oakland...went 1-5 with a 3.83 ERA in nine games following his May 11 option...struck out a season-high 11 batters in 6.0 innings June 3 against Salt Lake...tossed a six-inning complete game June 8 at New Orleans.

**2014**—Made his Major League debut with the Chicago White Sox, going 1-1 with a 3.94 ERA in six games, five starts...did not allow a home run in 29.2 innings...allowed just eight extra base hits, all doubles, for a .353 opponents slugging percentage...opponents hit .286, including .250 by right-handed hitters compared to .317 by left-handers...was selected from Double-A Birmingham Aug. 30 and made his debut with a start that day in the second game of a doubleheader against Detroit...was the losing pitcher in the White Sox 8-4 loss (6.1 ip, 7 h, 5 r, 5 er, 4 bb, 4 so)...faced Kyle Ryan, who also made his debut, marking the second game in White Sox history to feature two starting pitchers making their ML debut (also Sept. 21, 1963 at Detroit; Fritz Ackley vs. Denny McClain)...was optioned to Triple-A Charlotte following the game but returned to Chicago Sept. 2...was credited with his first win Sept. 22 at Detroit when he combined with Jake Petricka on a 2-0 six-hit shutout...tossed 7.2 innings and allowed six of the hits...began the season on the disabled list at Double-A Birmingham with a broken right finger and missed the first three and one-half months of the season...had a three-game rehab assignment with the White Sox affiliate in the Arizona Rookie League July 12 and was reinstated from the DL and sent to Birmingham July 26...combined for a 3-1 record and a 2.08 ERA in nine games, eight starts, with the two clubs...struck out 49 in 43.1 innings, an average of 10.18 per nine innings...surrendered just two home runs...allowed a .217 opponents batting average, including .163 against right-handed hitters and .191 with runners in scoring position...was named Southern League Pitcher of the Week for the week of Aug. 4-10 after picking up his first win with 6.0 shutout innings Aug. 9 against Huntsville...struck out a season-high 11 and allowed just three hits...pitched for Glendale in the Arizona Fall League following the season and was named to the AFL Top Prospects Team after going 1-1 with a 0.69 ERA in six relief appearances...struck out 22 and walked just three in 13.0 innings while holding the opposition to a .184 batting average.

**2013**—Combined to go 11-4 with a 3.08 ERA and 138 strikeouts over 26 starts between Single-A Winston-Salem and Double-A Birmingham...ranked among White Sox organizational leaders in strikeouts (1st), ERA (4th), wins (t-5th) and innings pitched (7th)...had a 2.10 ERA in April and 1.76 in August...limited righties to a .197 average...struck out a season-high 10 batters June 29 at Frederick (6.0 ip)...was promoted to Birmingham July 16...helped guide the Barons to the Southern League Championship...went 2-0 with a 0.71 ERA over two starts in the SL playoffs...appeared in 10 games with the Glendale Desert Dogs of the Arizona Fall League, going 1-0 with a 0.90 ERA and nine strikeouts in 10.0 innings.

**2012**—Spent the season with Single-A Winston-Salem...led the Dash in appearances (38)...went 1-2 with a 2.98 ERA and four saves in 28 relief appearances, compared to 4-2 with a 4.25 ERA over 10 starts...held right-handers to a .200 average...lefties hit .257...posted a 1.75 ERA over his first 17 games of the season...struck out a season-high eight batters Aug. 22 at Lynchburg.

**2011**—Went a combined 3-1 with a 1.82 ERA and 41 strikeouts in 23 games with Advanced Rookie Bristol, Single-A Kannapolis and Winston-Salem...began the season with Bristol, was promoted to Winston-Salem July 8 and then sent to Kannapolis July 13...made five consecutive scoreless appearances from July 13 to 28 (8.2 ip).

## PERSONAL/MISCELLANEOUS

Christopher M. Bassitt was originally signed by White Sox scout Phil Gulley...attended the University of Akron and earned All-Mid American Conference honors in 2011...graduated from Genoa Area (Ohio) High School in 2007, where he earned all-league honors in baseball and basketball...helped lead the baseball team to consecutive league titles during his junior and senior seasons.

## LIFETIME PITCHING RECORD

Year	Club	W	L	ERA	G	GS	CG	SHO	SV	IP	H	R	ER	HR	HB	BB	IBB	SO	WP	BK
2011	Bristol	0	0	1.08	6	0	0	0	0	8.1	9	1	1	0	0	2	0	11	0	0
	Winston-Salem	0	0	5.40	1	0	0	0	0	1.2	2	1	1	0	1	0	0	1	0	0
	Kannapolis	3	1	1.82	16	0	0	0	1	24.2	18	6	5	1	2	6	0	29	4	0
2012	Winston-Salem	5	4	3.66	38	10	0	0	4	91.0	74	45	37	6	4	54	1	75	3	0
	Winston-Salem	7	2	3.46	18	18	0	0	0	101.1	90	50	39	9	5	42	0	101	7	0
2013	Birmingham	4	2	2.27	8	8	0	0	0	47.2	35	16	12	2	4	17	0	37	1	0
	AZL White Sox	0	0	4.15	3	2	0	0	0	8.2	9	4	4	0	1	3	0	13	1	0
	Birmingham	3	1	1.56	6	6	0	0	0	34.2	26	10	6	2	2	14	0	36	0	0
	CHICAGO (AL)	1	1	3.94	6	5	0	0	0	29.2	34	13	13	0	3	13	1	21	0	0
2015	Nashville	2	7	3.65	13	10	1	0	0	69.0	59	30	28	1	3	19	0	70	3	1
	OAKLAND	1	8	3.56	18	13	0	0	0	86.0	78	36	34	5	9	30	0	64	5	0
2016	OAKLAND	0	2	6.11	5	5	0	0	0	28.0	35	20	19	5	0	14	0	23	2	0
2017	Stockton	0	1	2.77	7	7	0	0	0	13.0	9	4	4	0	0	4	0	14	0	0
	Nashville	4	2	6.21	17	2	0	0	0	37.2	41	26	26	3	4	16	0	31	0	0
2018	Nashville	5	5	4.30	18	14	0	0	0	81.2	86	42	39	6	8	25	0	83	3	0
	OAKLAND	2	3	3.02	11	7	0	0	0	47.2	40	21	16	4	4	19	0	41	2	0
<b>ML Totals</b>		<b>4</b>	<b>14</b>	<b>3.86</b>	<b>40</b>	<b>30</b>	<b>0</b>	<b>0</b>	<b>0</b>	<b>191.1</b>	<b>187</b>	<b>90</b>	<b>82</b>	<b>14</b>	<b>16</b>	<b>76</b>	<b>1</b>	<b>149</b>	<b>9</b>	<b>0</b>

## CAREER TRANSACTIONS

**2011** — Selected by the Chicago White Sox organization in the 16th round of the First-Year Player Draft. **2014** — Traded to the Oakland Athletics with catcher Josh Phegley and infielders Rangel Ravelo and Marcus Semien for pitchers Jeff Samardzija and Michael Ynoa, December 9. **2016** — On the disabled list, April 29 to October 6. **2017** — On the disabled list, March 30 to July 24; included rehabilitation assignments to Stockton, April 29 to May 7 and June 28 to July 15, and Nashville, May 8 to 23 and July 16 to 24.

## BASSITT'S CAREER BESTS

**Low Hit Complete Game:** None

**Innings Pitched:** 8.0, August 15, 2015 at Baltimore. As reliever: 4.1, April 25, 2015 vs. Houston

**Strikeouts:** 10, August 9, 2015 vs. Houston. As reliever: 5, September 21, 2018 vs. Minnesota

**Pitches:** 114, April 17, 2016 vs. Kansas City

**Longest Winning Streak:** 2, June 27, 2018 to present

**Longest Losing Streak:** 9, August 21, 2015 to June 22, 2018

**Longest Scoreless Streak:** 18.0, July 30 to August 9, 2015

**RIGHT-HANDED PITCHER****Height/Weight:** 6-1 / 200**Bats/Throws:** Right / Right**Birthdate:** December 4, 1993**Opening Day Age:** 25**Birthplace/Resides:** Antioch, California / Scottsdale, Arizona**Major League Service:** 1 year, 93 days**Obtained:** Acquired from the Seattle Mariners for Danny Valencia, November 12, 2016**Contract Status:** First year of a one-year contract through 2019**CAREER HIGHLIGHTS**

Made his Major League debut with Oakland in 2017 and is 5-4 with a 4.48 ERA in 16 starts over two seasons with the A's, both shortened by injury...missed the final 36 games of 2017 and all but a month of 2018 due to two stints on the DL...was originally selected by the Cubs as a supplemental pick following the first round of the 2012 draft but was traded twice in 2016...was sent to the Mariners prior to the trading deadline in the Mike Montgomery deal and was traded to the A's following the season for Danny Valencia...is 34-23 with a 3.21 ERA (180 er in 499.2 ip) in 106 games (100 starts) in seven seasons in the minors...has surrendered just 28 home runs in 499.2 innings (0.50 per nine innings)...was named to Midseason All-Star Teams in the Pacific Coast League in 2017, the Southern League in 2016 and the Midwest League in 2014.

**2018 HIGHLIGHTS**

Was limited to just six starts with Oakland due to two stints on the disabled list...began the season on the DL with a strained right forearm, went 2-3 with a 7.16 ERA in six starts from June 7 to July 6 and then missed the remainder of the season with right elbow lateral epicondylitis...walked six batters in 27.2 innings, an average of 1.95 per nine innings...allowed a .303 opponents batting average, including .283 (13-for-46) against right-handed hitters compared to .317 (20-for-63) against left-handers...issued just one walk to a batter leading off an inning but allowed a .300 batting average in that situation...had a .327 opponents average the first time through the lineup, .222 the second time and .467 after that...yielded a .225 batting average and both of his home runs with the bases empty, .447 with runners on...had a .375 opponents average with runners in scoring position...was 2-1 with a 5.93 ERA in three starts at home, 0-2 with an 8.36 ERA in three starts on the road...began the season on the 10-day disabled list with a strained right forearm...was transferred to the 60-day DL April 5 and was sent to Single-A Stockton on a rehab assignment May 31...started that day against Modesto and had a no decision in the Ports 6-3 win (3.2 ip, 8 h, 3 r, 3 er, 1 bb, 1 so, 62 pitches)...was reinstated from the DL June 7 and allowed one run in 6.0 innings for the win that day against Kansas City...then went 0-2 with a 12.71 ERA over his next three starts from June 13 to 24...it was the first losing streak of his career...allowed a career-high eight runs in a career-low 1.1 innings in a 13-5 loss to Houston on June 13...tossed 6.1 shutout innings for the win on June 29 against Cleveland...struck out a career-high five batters against the Indians, ending a career-opening streak of 14 consecutive starts of four strikeouts or fewer and more than one inning pitched...that was the longest such streak by an A's pitcher in 86 years (21, Tony Freitas, May 31-Sept. 18, 1932)...allowed six runs on seven hits in 4.0 innings for the loss July 6 at Cleveland in his final appearance of the season...was placed on the DL July 8 retroactive to July 7.

**CAREER**

**2017**—Made both his Triple-A and Major League debuts in 2017...spent the first three months of the season at Nashville where he went 5-6 with a 3.05 ERA in 15 games, including 14 starts...was promoted to Oakland July 1 and compiled a 3-1 record and a 3.22 ERA in 10 starts before a right hand contusion ended his season Aug. 23...struck out just 22 batters in 58.2 innings with the A's, an average of 3.38 per nine innings...that was the lowest mark in the majors among pitchers with 50 or more innings pitched...it was second lowest by an A's pitcher over the last 27 years (Saarloos, 2.99 in 2005)...went 1-1 with a 2.25 ERA and .212 opponents batting average over his first five starts through July 26...then went 2-0 despite a 4.39 ERA and .315 opponents aver-

age over his final five starts...allowed a .262 opponents batting average, including .225 against left-handed hitters compared to .294 against right-handers...yielded four of his five home runs to righties but issued 11 of his 16 walks to lefties...had a .585 OPS against lefties, .773 against righties...was 2-1 with a 1.47 ERA and .222 opponents batting average in five starts on the road compared to 1-0 with a 5.14 ERA and .301 opponents average in five starts at home...logged a 1.50 ERA over the first three innings of a game, a 5.02 ERA from the fourth inning on...opponents hit .133 with runners in scoring position and two outs...had a .212 opponents average the first time through the lineup, .294 after that...was 3-0 with a 2.84 ERA in five starts on four days rest, 0-1 with a 3.67 ERA in five starts on five days rest or more...allowed one run or fewer in five of his 10 starts and four runs or more four times...the A's were 6-4 (.600) in his starting assignments...ranked second in the Pacific Coast League in ERA (3.05) and fourth in opponents batting average (.231) when he was promoted to Oakland July 1...made his Major League debut that day against Atlanta and had a no decision in the A's 4-3 loss...allowed just one unearned run in 6.0 innings of work and retired 14 of the final 16 batters he faced...tossed a career-high 7.2 innings and allowed one run in the A's 7-4 victory at Seattle July 6 to earn his first ML win...walked one batter in each outing to become the first Athletics pitcher since at least 1913 to toss six or more innings, allow one run or fewer and walk one batter or fewer in each of his first two games...is the eighth Major Leaguer to do it...was charged with his first loss in a 7-5 decision at New York (NL) July 21...combined with Dull, Casilla and Treinen on a six-hit shutout in the A's 5-0 win at Los Angeles (AL) Aug. 5...tossed 6.2 innings and yielded five of the hits...did not walk a batter for the first time in his career...tossed 4.0 innings Aug. 16 against Kansas City to snap a career-opening streak of eight consecutive games of more than five innings pitched...that was the second longest such streak in Oakland history to Willie Adams, who had a 10-game streak in 1996...tossed 4.0 scoreless innings in his final start Aug. 22 at Baltimore and left the game early with a right hand contusion...was placed on the 10-day disabled list Aug. 25 retroactive to Aug. 23 and missed the remainder of the season...was transferred to the 60-day DL Sept. 5...was named to the PCL Midseason All-Star team while pitching for Nashville...went 4-2 with a 1.84 ERA over his last eight starts after going 1-4 with a 4.54 ERA over his first seven games (six starts)...his opponents batting average included a .216 mark against right-handed hitters compared to .247 against left-handers...lefties had 24 of the 32 RBI against him...allowed a .321 batting average with runners in scoring position, including .400 with RISP and two outs...was 3-4 with a 3.80 ERA and .269 opponents batting average in nine games at home, 2-2 with a 2.08 ERA and .177 opponents average in six starts on the road...surrendered five of his six home runs at home...was 4-3 with a 2.54 ERA in 11 games at night, 1-3 with a 4.30 ERA in four starts during the day...compiled a 3.95 ERA over the first three innings of the game, a 2.09 ERA from the fourth inning on...struck out a season-high eight batters in back-to-back starts on April 15 against Colorado Springs and April 21 at Oklahoma City...picked up his first win April 28 against New Orleans and went 1-2 despite a 1.64 ERA and .195 opponents batting average in four starts in April...put together consecutive wins for the only time on May 19 at Sacramento and May 24 against Omaha...tossed 6.0 scoreless innings against the River Cats (2 h, 2 bb, 4 so) and 7.0 scoreless innings against the Storm Chasers (5 h, 2 bb, 6 so) as part of a 14.0-inning scoreless streak from May 19 to 29...threw a season-high 100 pitches June 9 against Memphis...compiled a 2-1 record and a 1.75 ERA in five starts in June.

**2016**—Began the season at Double-A Tennessee in the Chicago Cubs organization and was 6-4 with a 3.17 ERA in 18 starts when he was traded to the Seattle Mariners organization July 20...was assigned to Double-A Jackson and went 3-1 with a 3.54 ERA in eight games (seven starts) with the Generals...combined for a 9-5 record and a 3.28 ERA in 26 games (25 starts) overall...surrendered just eight home runs in 143.0 innings, an average of 0.50 per nine innings...ranked fourth in the Southern League in fewest walks per nine innings (2.12), tied for fourth in games started, sixth in ERA and innings pitched and tied for eighth in wins...tied for the lead among SL pitchers with 40 total chances...was named to the SL Midseason All-Star Game after going 4-2 with a 2.53 ERA in 14 starts before the All-Star Break...allowed a .256 opponents batting average, including .252 against right-handed pitchers compared to .259 against left-handers...opponents hit .217 with runners in scoring position...was 6-3 with a 2.16 ERA in 12 starts on the road...went 1-for-15 (.067) with two strikeouts as a hitter...allowed a run in his first inning of the season April 8 against Mobile...would not allow another earned run until the first inning on May 11 at Montgomery for a streak of 37.0 consecutive innings without an earned run...yielded five runs during the streak...did not allow a run in back-to-back starts on April 13 at Birmingham (6.0 ip) and April

18 against Montgomery (7.0 ip) and had a 22.0-inning scoreless streak from April 8 to 23...was named SL Pitcher of the Week for the week of April 18-24 after going 2-0 in two starts (15.0 ip, 9 h, 2 r, 0 er, 3 bb, 4 so)...went 3-0 with a 0.29 ERA and .210 opponents batting average in five starts in the month of April...the ERA was second lowest in all of the minor leagues in the first month of the season...allowed just three runs (one earned) and did not allow a home run in 31.0 innings...yielded three unearned runs in 7.0 innings in his first start of May to lower his season ERA to 0.24...his ERA stood at 0.96 over his first nine starts through May 22...struck out a season-high seven batters June 2 against Jackson...pitched for the North All-Stars in the Southern League All-Star Game on June 21 at Pearl, Miss. and retired the side in order in the third inning (2 so)...struck out a season-high tying seven batters in his final start with Tennessee July 18 at Montgomery...was traded to the Seattle Mariners with infielder Daniel Vogelbach for pitcher Mike Montgomery and minor league pitcher Jordan Pries, July 20...combined on a four-hit shutout in a 9-0 win at Birmingham Aug. 20...logged 7.0 innings, allowed just one hit and struck out a season-high tying seven...tossed a season-high 8.1 innings in his final start on Aug. 30 at Biloxi and allowed a run on seven hits and no walks for the win...went 3-0 with a 3.74 ERA in six games in the month of August...then had a win and a 4.50 ERA (12.0 ip, 17 h, 6 r, 6 er, 2 bb, 6 so, 2 hr) in two postseason starts for Jackson...started and won Game 3 of the SL Championship Series to complete the Generals sweep of Mississippi for the SL Championship.

**2015**—Went 7-5 with a 3.11 ERA in 18 starts with Single-A Myrtle Beach in a season shortened by two stints on the disabled list...surrendered just three home runs in 89.2 innings, an average of 0.30 per nine innings...went 3-2 with a 1.31 ERA and .218 opponents average in eight starts after the All-Star Break...allowed a .264 opponents batting average, including .263 by left-handed hitters and .265 by right-handers...was 2-3 with a 2.01 ERA in 10 starts at home, 5-2 with a 4.46 ERA in eight starts on the road...had a 4.25 ERA in the first and second inning, a 1.18 ERA from innings three through five and a 9.00 ERA from the sixth inning on...the Pelicans won all six of his starts in which he had a no decision and they were 13-5 (.722) in his starting assignments...allowed one run or fewer in 10 of his starts and walked one batter or fewer 12 times...had a 12-start, 66.1-inning homerless streak from April 25 to Aug. 15...went 2-0 with a 2.53 ERA over a four-start stretch from May 16 to June 5...was placed on the disabled list June 12 with a sprained right ankle...was reinstated from the DL July 13...went 2-2 but did not allow an earned run in four of his first six starts following his return (0.55 ERA)...allowed just one run in four starts in July and was 1-1 with a 0.45 ERA...tossed 2.0 scoreless innings Aug. 29 against Wilmington and went on the DL the next day with a strained right forearm...missed the remainder of the season.

**2014**—Spent the entire season at Single-A Kane County and went 9-4 with a 3.23 ERA in 24 starts...surrendered just six home runs in 117.0 innings, an average of 0.46 per nine innings...ranked second in the Cubs farm system and 10th in the Midwest League in ERA...also tied for 10th in the league in wins and was named to the MWL Midseason All-Star Team...allowed a .249 opponents batting average, including .244 against right-handed hitters compared to .249 against left-handers...led MWL pitchers in putouts (19)...the Cougars were 17-7 (.708) in his starting assignments...combined on a one-hit shutout in a 1-0, seven-inning win in the second game of a doubleheader at Bowling Green April 15...tossed six innings and allowed the only hit...that began a seven-start stretch from April 15 to May 22 where he went 5-1 with a 1.56 ERA...compiled a 3-0 record and a 1.88 ERA in five starts in May...won three consecutive starts from June 24 to July 8...made one postseason start for Kane County and had a no decision (5.0 ip, 1 h, 7 so).

**2013**—Began the season in extended spring training and was assigned to Boise of the Short-Season Single-A Northwest League when its season started in June...went 2-3 with a 3.33 ERA in 13 games, including 12 starts, with the Hawks...struck out 38 but walked 29 in 46.0 innings...allowed a .241 opponents batting average, including .240 by right-handed hitters compared to .243 by left-handers...yielded a .167 average to batters leading off an inning...was 1-1 with a 1.42 ERA in five games at home...was named NWL Pitcher of the Week the first week of the season (June 17-23)...did not have any decisions but did not allow an earned run in two starts (10.0 ip, 4 h, 1 r, 1 bb, 12 so)...did not allow an earned run in three starts in June (15.0 ip), but his only decisions was a loss...struck out 20 batters and walked just two in the month...went 1-0 with a 0.75 ERA in two postseason starts...struck out 17 batters and walked just one in 12.0 innings.

**2012**—Made his professional debut with the Cubs affiliate in the Arizona Rookie League and was 2-0 with a 3.48 ERA in nine games, including six starts...allowed a .284 opponents batting average, including .214 against left-handed hitters...his debut came in a start on July 14 at the Padres (1.0 ip, 2 h, 1 r, 1 er)...his first win and strikeout came in his third appearance, which was in relief on July 24 against the Indians (2.0 ip, 1 h, 1 so)...made one postseason start and took the loss (3.0 ip, 4 h, 3 r, 3 er, 0 bb, 3 so) on Aug. 30 against the A's.

## PERSONAL/MISCELLANEOUS

Paul Blackburn was originally signed by Cubs scout Scott Fairbanks...graduated from Heritage High School in Brentwood, Calif...went 8-3 with a 1.27 ERA as a senior and tossed his first career no-hitter against Deer Valley.

### LIFETIME PITCHING RECORD

Year	Club	W	L	ERA	G	GS	CG	SHO	SV	IP	H	R	ER	HR	HB	BB	IBB	SO	WP	BK
2012	AZL Cubs	2	0	3.48	9	6	0	0	0	20.2	23	11	8	2	0	7	0	13	1	0
2013	Boise	2	3	3.33	13	12	0	0	0	46.0	41	26	17	3	1	29	0	38	3	0
2014	Kane County	9	4	3.23	24	24	0	0	0	117.0	108	48	42	6	7	31	0	75	6	0
2015	Myrtle Beach	7	5	3.11	18	18	0	0	0	89.2	89	36	31	3	6	22	0	63	6	0
2016	Tennessee	6	4	3.17	18	18	0	0	0	102.1	96	47	36	6	1	26	0	72	4	0
	Jackson	3	1	3.54	8	7	0	0	0	40.2	42	16	16	2	0	9	0	27	1	0
2017	Nashville	5	6	3.05	15	14	0	0	0	79.2	69	34	27	6	2	26	0	56	1	0
	OAKLAND	3	1	3.22	10	10	0	0	0	58.2	58	22	21	5	1	16	0	22	1	0
2018	Stockton	0	0	7.36	1	1	0	0	0	3.2	8	3	3	0	0	1	0	1	0	0
	OAKLAND	2	3	7.16	6	6	0	0	0	27.2	33	23	22	2	2	6	0	19	1	0
<b>ML Totals</b>		<b>5</b>	<b>4</b>	<b>4.48</b>	<b>16</b>	<b>16</b>	<b>0</b>	<b>0</b>	<b>0</b>	<b>86.1</b>	<b>91</b>	<b>45</b>	<b>43</b>	<b>7</b>	<b>3</b>	<b>22</b>	<b>0</b>	<b>41</b>	<b>2</b>	<b>0</b>

### CAREER TRANSACTIONS

**2012** — Selected by the Chicago Cubs organization as a supplemental pick following the first 1st round of the First-Year Player Draft (56th selection overall). **2016** — Traded to the Seattle Mariners with infielder Daniel Vogelbach for pitcher Mike Montgomery and minor league pitcher Jordan Pries, July 20. Traded to the Oakland Athletics for infielder Danny Valencia, November 12. **2017** — On the disabled list, August 23 to November 5. **2018** — On the disabled list, March 26 to June 6; included rehabilitation assignment to Stockton, May 31 to June 6. On the disabled list, July 7 to October 28.

### BLACKBURN'S CAREER BESTS

**Low Hit Complete Game:** None

**Innings Pitched:** 7.2, July 6, 2017 at Seattle

**Strikeouts:** 5, June 29, 2018 vs. Cleveland

**Pitches:** 112, August 5, 2017 at Los Angeles (AL)

**Longest Winning Streak:** 3, July 31, 2017 to June 7, 2018

**Longest Losing Streak:** 2, June 13 to 24, 2018

**Longest Scoreless Streak:** 8.0, July 1 to 6, 2017

**LEFT-HANDED PITCHER****Height/Weight:** 6-6 / 190**Bats/Throws:** Left / Left**Birthdate:** September 6, 1983**Opening Day Age:** 35**Birthplace/Resides:** Johnson City, Tennessee / Findlay, Ohio**Major League Service:** 9 years, 81 days**Obtained:** Signed to a minor league contract, February 4, 2019**Contract Status:** First year of a one-year contract through 2019**NON-ROSTER INVITEE****CAREER HIGHLIGHTS**

Has pitched for three teams in 12 seasons in the majors and is 29-13 with six saves and a 3.52 ERA in 564 career appearances with Oakland (2007-13), Washington (2014) and New York-NL (2015-18)...has 471 strikeouts in 463.0 innings (9.16 per nine innings)...was originally drafted by the Cubs in 2004 and was dealt to Oakland with Rob Bowen for Jason Kendall July 16, 2007...made his Major League debut with the A's later that year and went 13-6 with a 3.30 ERA in 281 games in seven seasons in an Oakland uniform...his games pitched are tied for sixth most in Oakland history...was dealt to Washington for Billy Burns following the 2013 season and was sent to the Mets at the end of Spring Training in 2015...logged a 4.85 ERA in 64 games with New York last year after logging a 2.72 ERA in 155 games over his first three seasons with the Mets.

**2018 HIGHLIGHTS**

Spent the entire season with New York (NL) and went 3-2 with a save and a 4.85 ERA in 64 games, including the first start of his career...yielded a .225 opponents batting average, which was his lowest since 2013 with Oakland (.218)...however, walked 22 batters in 42.2 innings and his average of 4.64 walks per nine innings was a career-high...allowed 9-of-40 (22.5%) inherited runners to score, which was the eighth lowest mark in the National League...has allowed 91-of-360 (25.3%) to score in his career which is seventh lowest among all Major Leaguers since he made his debut in 2007...picked off a career-high three batters, which tied for 10th among all NL pitchers...hit a career-high tying five batters...his opponents batting average broke down to .193 (17-for-88) against right-handed hitters compared to .264 (19-for-72) against left-handers...yielded a .151 average with the bases empty, .328 with runners on...opponents hit .353 with runners in scoring position...first batters faced were 9-for-55 (.164) with four walks (.242 on-base percentage), two doubles and a home run (.255 slugging percentage)...had a .125 average with no outs, .212 with one out and .317 with two outs...had a 3.43 ERA and .184 opponents batting average in 29 appearances at home, a 6.23 ERA and .262 opponents average in 35 games on the road...in four seasons with the Mets he logged a 2.33 ERA and .184 opponents average in 107 games at Citi Field compared to a 4.55 ERA and .261 average in 112 outings on the road...posted a 2.89 ERA in 17 outings on no days rest, a 5.17 ERA in his other 46 relief appearances...logged a 1.59 ERA from the eighth inning on, an 8.55 ERA prior to that...did not allow a run in five interleague appearances (4.0 ip).

**NEW YORK:** Did not allow a run over his first nine games but tossed fewer than 1.0 innings in each outing (2.2 ip)...surrendered a season-high four runs on a season-high three hits in 0.2 innings on April 19 at Atlanta but then went 11 games (6.1 ip) from April 21 to May 26 without allowing a run...was on the paternity list from May 15 to 17...was charged with his first loss of the season May 27 at Milwaukee...it snapped a career-high tying seven-game winning streak dating back to April 10, 2017 (also Sept. 23, 2012-April 6, 2014)...it was his first loss since Aug. 10, 2016...had his longest relief outing of the season when he tossed 1.2 innings May 29 at Atlanta (also July 9 vs. Philadelphia)...made his first Major League start June 24 against Los Angeles (NL) and had a no decision in the Mets 8-7 loss (2.0 ip, 2 h, 2 r, 2 er, 2 hr, 3 so)...it came in his 533rd career appearance and only six pitchers in ML history had more outings before their first start...according to the Elias Sports Bureau, he became just the second pitcher since 1900 to allow home runs to the first two batters (Kiké Hernandez, Max Muncy) he faced in his first career start (Don

Henderickson in 1945 was the other)...it was his first professional start since Aug. 21, 2005 with Peoria (A) of the Midwest League...was on the bereavement list from July 6 to 8...went 14 games and 10.2 innings from July 26 to Aug. 25 without allowing a run...collected his first ML hit in the first game of an Aug. 16 doubleheader at Philadelphia when he had a RBI single off Scott Kingery in the eighth inning...is now 1-for-4 (.250) in his career...his best month of the season was August when he compiled a 2.00 ERA and .182 opponents batting average in 13 games...did not walk a batter and struck out 11 in 9.0 innings...then posted a 9.39 ERA in 10 games in September...struck out a season-high tying three batters in 1.0 inning Sept. 13 against Miami.

## CAREER

**2017**—Became the third pitcher in team history to win six or more games without a loss in a single-season...the other two were Tom Gorman (6-0 in 1984) and Pat Mahomes (8-0 in 1999)...tied for seventh in the majors with a career-high 75 outings...allowed five runs in 21.0 innings (2.14 ERA) after the All-Star break, going 2-0...stranded 36 inherited runners, tied for the ninth-most in the majors...led team with 19 holds...had 69 strikeouts in 49.0 innings (12.67 strikeouts per nine innings)...struck out a career-high 31.8 percent of the batters he faced...was 2-0 with a 0.74 ERA in 35 games at home...held left-handed batters to a .197 batting average and righties to a .288 mark...was unscored upon in 63 of his 75 outings...made his 500th career appearance on Sept. 30 at Philadelphia...earned his first save of the season on July 21 vs. Oakland after pitching 1.2 innings of scoreless relief in a 7-5 win...It was his first save since Sept. 18, 2016 vs. Minnesota...the five-out save was the longest of his career...it was his longest outing since Sept. 25, 2014 with Washington vs. the Mets when he pitched 2.0 innings.

**2016**—Made a then career-high 73 appearances...stranded 47 of 55 inherited runners...tied for the most stranded runners in the majors with San Francisco's Javier Lopez...was unscored upon in 19 of his final 21 outings...ranked second on the team with 16 holds...earned his first save of the season on Sept. 13 at Washington...it was his first save since Sept. 11, 2012 with Oakland...converted his second save on Sept. 18 vs. Minnesota...held opponents to a .167 average with runners in scoring position...did not allow a run over 21 games from April 30-June 22, the second-longest streak in team history...had a 13.0 scoreless inning streak during that span...left-handed batters hit .255 while right-handed hitters batted .182...was on the roster for the Wild Card Game vs. San Francisco but did not pitch.

**2015**—Made seven appearances for the Mets after being acquired from Washington on March 30 in exchange for outfielder Matt den Dekker...fractured his left forearm when he was struck by a Dee Gordon line drive on April 19 vs. Miami and was placed on the 15-Day disabled list April 21...did not allow a hit or a run in his seven outings with the Mets (5.0 innings pitched)...earned his only decision of the season (a win) with 0.2 innings of scoreless relief April 16 vs. Miami...left-handed batters did not have a hit in 14 at bats...right-handed batters were 0-for-1...re-fractured his left forearm on Aug. 3 when he fell off a curb in Port St. Lucie, FL.

**2014**—Served as the primary lefthander in the Nationals' bullpen for the majority of the campaign...struck out a then career-high 66 batters in fewer innings (57.1 ip) than his previous two seasons...improved his groundball rate to 38% in 2014 (31% in 2013)...allowed only 11.4% of inherited runners to score, which ranked fourth in the National League and fifth in the majors...posted a stingy .229 batting average against...finished a career-high 25 games...struck out 11 of 18 batters from Sept. 12-27, including five straight over two appearances (Sept. 12 and 17)...did not allow a run or a hit in three NLDS appearances against San Francisco (3.1 ip, 2 so).

**2013**—Was 5-0 with a 3.15 ERA and .218 opponents batting average in 67 games...matched his career-high with seven home runs and two wild pitches...held right-handed hitters to a .190 batting average...inherited 45 base runners, which was 10th most in the American League...allowed 16 to score (35.6%)...tossed fewer than one inning in 27 of his 65 appearances...was on the A's Opening Day roster for the fifth consecutive season...posted a 1.65 ERA in 14 appearances in April and then logged a 2.16 ERA in 10 games in May...tossed a career-high tying 2.2 innings Aug. 25 at Baltimore...did not allow a run in nine outings in September (7.2 ip, 4 h, 1 bb, 6 so).



**2012**—Was 5-1 with a save, a 2.48 ERA and a .201 opponents batting average in 63 relief appearances...the ERA and opponents batting average were the lowest marks of his career...pitched a career-high 65.1 innings...held left-handers to a .182 average...opponents hit .160 with runners on base...matched his career-high by tossing 2.2 innings May 25 against New York and July 30 against Tampa Bay...made the 200th appearance of his career Aug. 29 at Cleveland...recorded his only save Sept. 11 at Los Angeles (AL)...entered the game in the bottom of the ninth inning with the A's leading 6-5 and runners on first and third with no outs...struck out Morales and got Kendrick to ground into a game-ending double play...made three appearances against Detroit in the ALDS and tossed 3.2 scoreless innings...allowed just one hit.

**2011**—Had no decisions, a 2.86 ERA and .235 opponents batting average in 26 appearances over six stints with Oakland...however, allowed 8 of 14 (57.1%) inherited runners to score, which was the highest percentage of his career...compiled a 1.29 ERA in 11 appearances after the All-Star Break...posted a 1.54 ERA in 11 appearances at home and a 1.74 ERA in 10 games during the day...was on the A's Opening Day roster and posted a 4.61 ERA before he was optioned to Sacramento May 11...each of his next four stints lasted three days or fewer...returned for the final time Aug. 31 and did not allow a run in his final seven appearances (7.0 ip, 3 h, 0 bb, 6 so), retiring 21 of the 25 batters he faced...was 2-0 with a 4.85 ERA and .227 opponents average in 27 relief appearances with Sacramento.

**2010**—Was 2-1 with his first career save and a 3.70 ERA in 63 appearances in his first full seasons in the majors...yielded a .274 opponents batting average, including .231 against left-handed hitters and .311 against right-handers...tossed fewer than one inning in 34 of his 63 outings...made his 100th career appearance July 7 against New York when he tossed a scoreless seventh inning...posted a 1.00 ERA with no walks in 13 games in July (9.0 ip)...retired the side in order in the ninth inning of the A's 4-3 win over Tampa Bay on Aug. 19 for his first Major League save...hurled a scoreless sixth inning Sept. 15 at Kansas City but that would be his last outing of the season due to a left shoulder strain...had surgery to repair a labrum tear in his left hip following the season.

**2009**—Made the A's Opening Day roster for the first time and had three stints with Oakland, compiling a 4.84 ERA in 20 relief appearances...posted a 12.46 ERA in five relief appearances over his first two stints but returned when rosters expanded in September to compile a 3.00 ERA in 15 outings...allowed a .229 batting average overall, including .218 against right-handed hitters and .250 against left-handers...yielded a .190 average with runners in scoring position...retired 22 of 23 batters from Sept. 20 to Oct. 2, including 13 by strikeout...was 5-3 with two saves and a 3.84 ERA in 45 relief appearances with Sacramento...allowed a .271 batting average, including .263 by right-handers and .286 by left-handers..

**2008**—Spent the first three months of the season at Triple-A Sacramento where he was 2-2 with a 2.78 ERA and 10 saves in 28 relief appearances...was promoted to Oakland July 4 and spent the remainder of the season with the A's, going 1-3 with a 3.11 ERA in 36 relief appearances...allowed a .230 opponents batting average with Oakland, which included a .193 mark against left-handed hitters and .256 against right-handers...yielded a .179 batting average with runners in scoring position...picked up his first Major League win July 27 against Texas, when he tossed 1.1 scoreless innings in a 6-5 A's win...converted 10 of 11 (90.9%) save opportunities in 28 appearances with Sacramento and led the River Cats in saves.

**2007**—Began the season with Single-A Daytona in the Chicago Cubs organization but finished it in the majors with Oakland...had a loss and a 9.64 ERA in six relief appearances with the A's...was selected from Triple-A Sacramento Sept. 15 after the River Cats won the Pacific Coast League Championship and made his Major League debut Sept. 16 against Texas...retired the side in order in the ninth inning and struck out the first batter he faced, David Murphy...was a combined 5-5 with a 1.63 ERA in 56 relief appearances with four minor league teams in two different organizations...converted all 10 of his save opportunities...was acquired from the Cubs along with Rob Bowen in exchange for Jason Kendall and cash considerations July 16...went 1-0 with two saves in four postseason appearances for Sacramento and did not allow a run in 9.0 innings (4 h, 2 bb).

**2006**—Combined for a 1-3 record, two saves and a 6.13 ERA in 29 games with Single-A Daytona, short season Single-A Boise and Double-A West Tenn...allowed a .301 opponents batting average, which included a .288 mark against right-handed hitters...yielded a .190 batting average with runners in scoring position and two outs...began the year in extended spring training and was sent to Daytona May 23...was transferred to Boise of the Northwest League June 18 and was promoted to West Tenn Aug. 23...ended up posting his best numbers in his Double-A debut, compiling a 1.42 ERA and a save in five appearances with the Diamond Jaxx.

**2005**—Spent the entire season at Single-A Peoria and was 3-7 with 14 saves a 5.54 ERA in 48 games, including two starts...finished third in the Cubs farm system in saves and was second among Midwest League relievers with 12.21 strikeouts per nine innings...struck out 96 batters in 76.1 innings overall (11.32 per nine innings)...picked up the win in his first professional start July 27 in the second game of a doubleheader against Daytona (5.0 ip, 3 h, 1 r, 1 er, 1 bb, 5 so).

**2004**—Made his professional debut at Single-A Boise of the Northwest League and was 6-1 with five saves and a 1.62 ERA in 23 relief appearances...named to the NWL Postseason All-Star Team...held the opposition to a .145 batting average...did not allow a run over his final 15 regular season outings (22.2 ip)...then had three saves in three post season appearances (3.1 ip, 3 h, 1 r, 1 bb, 4 so) as Boise swept Vancouver in the best of five NWL Championship Series.

### PERSONAL/MISCELLANEOUS

Jerry Richard Blevins was originally signed by Cubs scout Brian Williams...graduated from Arcadia (OH) high school in 2001 and was inducted into the school's Hall of Fame...attended the University of Dayton where he was a walk-on to the Flyer's baseball team...pitched for the 2007 USA World Cup team that won the gold medal in Chinese Taipei.

### LIFETIME PITCHING RECORD

Year	Club	W	L	ERA	G	GS	CG	SHO	SV	IP	H	R	ER	HR	HB	BB	IBB	SO	WP	BK
2004	Boise	6	1	1.62	23	0	0	0	5	33.1	17	7	6	1	3	21	1	42	2	0
2005	Peoria	3	7	5.54	48	2	0	0	14	76.1	75	51	47	6	5	38	0	96	5	0
2006	Daytona	0	1	9.00	8	0	0	0	1	11.0	18	12	11	0	1	4	0	9	0	1
	Boise	1	2	6.04	16	0	0	0	0	22.1	27	22	15	3	3	8	0	19	1	0
2007	West Tenn	0	0	1.42	5	0	0	0	1	6.1	5	1	1	0	1	1	0	8	0	0
	Daytona	1	0	0.38	15	0	0	0	6	23.2	13	1	1	0	1	5	2	32	0	0
	Tennessee	2	2	1.53	23	0	0	0	3	29.1	23	5	5	1	1	8	1	37	1	0
	Midland	1	3	3.32	17	0	0	0	1	21.2	18	10	8	2	0	5	1	29	2	0
2008	Sacramento	1	0	0.00	1	0	0	0	0	2.2	1	0	0	0	0	0	0	4	0	0
	OAKLAND	0	1	9.64	6	0	0	0	0	4.2	8	6	5	1	0	2	0	3	0	0
2009	Sacramento	2	2	2.78	28	0	0	0	10	32.1	31	16	10	3	2	6	1	36	2	0
	OAKLAND	1	3	3.11	36	0	0	0	0	37.2	32	14	13	2	3	13	2	35	0	0
2010	Sacramento	5	3	3.84	45	0	0	0	2	63.1	65	28	27	5	4	18	4	62	3	0
	OAKLAND	0	0	4.84	20	0	0	0	0	22.1	19	12	12	2	0	6	1	23	0	0
2011	OAKLAND	2	1	3.70	63	0	0	0	1	48.2	54	20	7	1	18	1	46	0	0	0
	OAKLAND	0	0	2.86	26	0	0	0	0	28.1	24	14	9	2	1	14	1	26	0	0
2012	Sacramento	2	0	4.85	27	0	0	0	0	29.2	25	16	16	3	1	7	0	35	1	0
	OAKLAND	5	1	2.48	63	0	0	0	1	65.1	45	20	18	7	5	25	5	54	2	0
2013	OAKLAND	5	0	3.15	67	0	0	0	0	60.0	47	23	21	7	4	17	2	52	2	0
	WASHINGTON	2	3	4.87	64	0	0	0	0	57.1	48	31	31	3	1	23	6	66	2	0
2015	NEW YORK (NL)	1	0	0.00	7	0	0	0	0	5.0	0	0	0	0	0	0	0	4	0	0
2016	NEW YORK (NL)	4	2	2.79	73	0	0	0	2	42.0	36	14	13	4	1	15	3	52	1	0
2017	NEW YORK (NL)	6	0	2.94	75	0	0	0	1	49.0	43	16	16	4	4	24	2	69	2	0
2018	NEW YORK (NL)	3	2	4.85	64	1	0	0	1	42.2	36	24	23	6	5	22	1	41	1	0
<b>AL Totals</b>		<b>13</b>	<b>6</b>	<b>3.30</b>	<b>281</b>	<b>0</b>	<b>0</b>	<b>0</b>	<b>2</b>	<b>267.0</b>	<b>229</b>	<b>109</b>	<b>98</b>	<b>28</b>	<b>14</b>	<b>95</b>	<b>12</b>	<b>239</b>	<b>4</b>	<b>0</b>
<b>NL Totals</b>		<b>16</b>	<b>7</b>	<b>3.81</b>	<b>283</b>	<b>1</b>	<b>0</b>	<b>0</b>	<b>4</b>	<b>196.0</b>	<b>163</b>	<b>85</b>	<b>83</b>	<b>17</b>	<b>11</b>	<b>84</b>	<b>12</b>	<b>232</b>	<b>6</b>	<b>0</b>
<b>ML Totals</b>		<b>29</b>	<b>13</b>	<b>3.52</b>	<b>564</b>	<b>1</b>	<b>0</b>	<b>0</b>	<b>6</b>	<b>463.0</b>	<b>392</b>	<b>194</b>	<b>181</b>	<b>45</b>	<b>25</b>	<b>179</b>	<b>24</b>	<b>471</b>	<b>10</b>	<b>0</b>

### CAREER TRANSACTIONS

**2004** — Selected by the Chicago Cubs organization in the 17th round of the First-Year Player Draft. **2007** — Traded to the Oakland Athletics with catcher Rob Bowen in exchange for Jason Kendall and cash, July 16. **2013** — Traded to the Washington Nationals for minor league outfielder Billy Burns, Dec. 13. **2015** — Traded to the New York Mets for outfielder Matt den Dekker, March 30. On the disabled list, April 20 to November 1. Elected free agency, November 2; re-signed by New York, December 15. **2016** — Elected free agency, Novem-

ber 3. **2018** — Re-signed by New York, February 9. On paternity list, May 15 to 17. On bereavement list, July 6 to 8. Elected free agency, October 29. **2019** — Signed by the Oakland Athletics to a minor league contract, February 4.

### WILD CARD RECORD

Year	Club/Opp.	W	L	ERA	G	GS	CG	SHO	SV	IP	H	R	ER	HR	HB	BB	IBB	SO	WP	BK	
2016	NYM vs. SF																				
(On roster — did not pitch)																					

### DIVISION SERIES RECORD

Year	Club/Opp.	W	L	ERA	G	GS	CG	SHO	SV	IP	H	R	ER	HR	HB	BB	IBB	SO	WP	BK	
2012	OAK vs. DET	0	0	0.00	3	0	0	0	0	3.2	1	0	0	0	0	0	0	0	0	0	0
2014	WAS vs. SF	0	0	0.00	3	0	0	0	0	3.1	0	0	0	0	0	0	0	2	0	0	0
<b>Totals</b>		<b>0</b>	<b>0</b>	<b>0.00</b>	<b>6</b>	<b>0</b>	<b>0</b>	<b>0</b>	<b>0</b>	<b>7.0</b>	<b>1</b>	<b>0</b>	<b>0</b>	<b>0</b>	<b>0</b>	<b>0</b>	<b>0</b>	<b>2</b>	<b>0</b>	<b>0</b>	<b>0</b>

### BLEVINS' CAREER BESTS

**Low Hit Complete Game:** None

**Innings Pitched:** 2.2 (four times), last: August 25, 2013 at Baltimore

**Strikeouts:** 5 (twice), last: Sept. 25, 2014 vs. New York (NL)

**Pitches:** 39, May 18, 2012 at San Francisco

**Longest Winning Streak:** 7 (twice), last: April 10, 2017 to April 3, 2018

**Longest Losing Streak:** 2 (four times), last: May 27 to August 27, 2018

**Longest Scoreless Streak:** 13.1, September 12, 2014 to April 12, 2016

**OUTFIELDER****Height/Weight:** 6-2 / 187**Bats/Throws:** Switch / Right**Birthdate:** January 15, 1994**Opening Day Age:** 25**Birthplace/Resides:** Atlanta, Georgia / Ormond Beach, Florida**Major League Service:** None**Obtained:** Selected in the 4th round of the 2015 First-Year Player Draft**Contract Status:** First year of a one-year contract through 2019**CAREER HIGHLIGHTS**

Was selected by Oakland in the 4th round of the 2015 First-Year Player Draft and is a .245 (345-for-1409) hitter with 43 home runs and 191 RBI in 391 games in four professional seasons...has played exclusively in the outfield, including 311 games in center field, 34 in right field and 10 in left field...was named an A's Organization All-Star by milb.com in 2018...was a California League Midseason All-Star in 2017 and 2018 and a Midwest League Midseason All-Star in 2016...played for Mesa in the Arizona Fall League in 2018.

**2018 HIGHLIGHTS**

Began the season at Double-A Midland but also had a 46-game stay with Single-A Stockton from April 23 to June 16...combined with both clubs to hit .260 with 19 home runs and 69 RBI in 124 games...had career-highs in batting, slugging (.474), on-base percentage (.348), games, at bats (454), hits (118), doubles (26), home runs, RBI, extra base hits (52) and walks (58) and matched his best in triples (7) and stolen bases (19)...ranked second in the A's farm system in home runs, third in extra base hits, fourth in walks, fifth in RBI, sixth in runs (69) and slugging, tied for sixth in triples and eighth in stolen bases...was named an A's Organization All-Star by milb.com...was also named to the California League Midseason All-Star Game for the second consecutive season but did not play as he was sent back to Midland before the game...batted .265 (92-for-347) with 17 of his 19 home runs against right-handed pitching compared to .243 (26-for-107) against left-handers...slugged .507 against righties, .364 against lefties...hit .226 with the bases empty, .299 with runners on...had a .313 batting average in the eighth inning or later...appeared in 95 games in center field, 19 in right field and four in left field...committed five errors in 115 games overall in the outfield for a .983 fielding percentage...had seven assists...also went 7-for-31 (.226) in eight games at designated hitter...hit in every spot in the batting order and saw his most action with 34 games batting third (all at Stockton)...played for Mesa in the Arizona Fall League following the season and hit .247 with two home runs and 12 RBI in 19 games...walked 12 times for a .353 on-base percentage and stole seven bases...tied for the AFL lead in triples (4) and tied for third in extra base hits (10).

**MINORS:** Started the year with Midland and was hitting .133 in 11 games when he was transferred to Stockton April 23...went 0-for-5 with a season-high four strikeouts April 16 at Tulsa...combined with the Ports and RockHounds to hit .194 in 18 games in April...reached base safely in 25 consecutive games from May 4 to June 1, which tied for the fourth longest reaching base streak in the California League...hit .287 with a .431 on-base percentage during the streak...stole a season-high two bases May 12 at Inland Empire...had a grand slam and a season-high four RBI May 25 at Lancaster...had his lone two-homer game of the season May 30 against Modesto...finished May with a .271 batting average but walked 18 times for a .402 on-base percentage...equaled his season-high with two steals on June 1 at Visalia and matched his season high with four strikeouts two days later against the Rawhide...was hitting .266 with nine home runs, 32 RBI and a .382 on-base percentage in 46 games with Stockton when he was sent back to Midland June 17...batted .279 with 10 home runs and 35 RBI in 67 games during his second stint at Double-A and hit .256 with 10 home runs and 37 RBI in 78 games overall with the RockHounds...went 14-for-46 (.304) over his first 14 games through July 5...then hit .167 over his next 22 contests through July 28...went 0-for-22 over a six-game stretch from July 22 to 28...hit safely in a season-high nine consecutive games from July 29 to Aug. 8 (14-for-35, .400)...scored a run in

each of the final eight games of that streak (10 runs total)...was named Texas League Batter-of-the Week for the week of July 30-Aug. 5 after going 11-for-29 (.379) with nine runs scored, two doubles, one triple, three home runs and 12 RBI in seven games...had his first three-hit game of the season Aug. 1 against Frisco...would have three more three-hit games in August...homered in three consecutive games from Aug. 3-5 and Aug. 24-26...hit .351 with eight home runs and 19 RBI in August, all of which were his best single-month marks of 2018...18 of his 33 hits in the month were for extra bases (nine doubles, one triple) and he slugged .723...walked seven times for a .402 on-base percentage...led the TL in batting, slugging, home runs and extra base hits (18) in August, tied for second in doubles, ranked third in RBI, fourth in hits (33) and fifth in on-base percentage.

## CAREER

**2017**—Spent the entire season at Single-A Stockton and hit .243 with 15 home runs and 66 RBI in 114 games...had career highs in runs (76), triples (7) and strikeouts (134)...ranked seventh in the California League in walks (53), tied for seventh in triples and 10th in runs...was named to the CL Midseason All-Star Team...tied for third in the A's farm system in triples, ranked fifth in runs and extra base hits (46), sixth in walks, seventh in slugging (.435), tied for eighth in RBI and tied for ninth in home runs...hit .243 with all 15 of his home runs against right-handed pitchers, .244 against left-handers...slugged .465 against righties, .322 against lefties...hit .305 when leading off an inning...was 6-for-15 (.400) with two home runs and 18 RBI with the bases loaded...appeared in 107 games in center field, three in left field and two in right field...committed five errors for a .981 fielding percentage...doubled in his only pinch hitting appearance...hit in every spot in the order except cleanup...saw his most action with 60 games batting leadoff...was hitting .304 in nine games when he was placed on the disabled list April 15 with a strained left groin...was reinstated April 22...stole two bases May 20 against Lake Elsinore...played for the North All-Stars in the Cal League All-Star Game on June 20 at Visalia...struck out as a pinch hitter in his only at bat and remained in the game in center field...connected for grand slams on June 30 vs. Visalia and July 10 at Lancaster...had a season-best nine-game hitting streak from Aug. 23 to Sept. 1...went 15-for-47 (.319) with 13 RBI during the streak...went 5-for-7 with a home run and six RBI in Stockton's 22-0 win over Visalia on Aug. 31...ranked third in the CL with 24 RBI in August...went 6-for-12 (.500) with four runs, two home runs, three RBI and a walk in three post-season games for the Ports.

**2016**—Hit .231 with five home runs and 37 RBI in his first full professional season at Single-A Beloit...was named to the Midwest League Midseason All-Star team but did not play due to an injury...tied for the league lead in sacrifice flies (11)...hit .254 against left-handed pitching, .225 against right-handers...appeared in 78 games in center field and one in left field...hit in every spot in the order except clean-up...hit safely in a season-high seven consecutive games from April 13 to 19 (12-for-29, .414)...batted .304 in 19 games in April...was on the disabled list from June 3 to 22 with a strained left hamstring...hit two home runs in a 5-2 win at Kane County Aug. 27.

**2015**—Made his professional debut with Short-Season Vermont in the New York-Penn League and batted .238 with four home runs and 19 RBI in 52 games...hit .333 after the All-Star Break...appeared in 31 games in center field, 13 in right field and two in left field...made his professional debut June 21 against Lowell and went 1-for-4...hit his first home run the next day against Abbeeden.

## PERSONAL/MISCELLANEOUS

Skye Michael Bolt was originally signed by A's scout Neil Avent...graduated from Holy Innocents Episcopal School (GA) where he played baseball and quarterbacked the football team...played collegiately at North Carolina...earned consensus freshman All-America honors in 2013 and was third-team All-ACC in 2015.

## LIFETIME PLAYING RECORD

Year	Club	AVG.	G	AB	R	H	2B	3B	HR	RBI	SH	SF	HP	BB	SO	SB	CS	SLG	OBP	E
2015	Vermont	.238	52	181	26	43	10	2	4	19	0	1	0	24	44	2	1	.381	.325	8
2016	Beloit	.231	101	342	34	79	20	2	5	37	0	11	7	42	88	10	5	.345	.318	3
2017	Stockton	.243	114	432	76	105	24	7	15	66	4	4	3	53	134	9	8	.435	.327	5
2018	Midland	.256	78	285	41	73	18	3	10	37	1	0	2	27	75	10	1	.446	.325	5
	Stockton	.266	46	169	28	45	8	4	9	32	1	4	3	31	47	9	3	.521	.382	0
<b>Minor League Totals</b>		<b>.245</b>	<b>391</b>	<b>1409</b>	<b>205</b>	<b>345</b>	<b>80</b>	<b>18</b>	<b>43</b>	<b>191</b>	<b>6</b>	<b>20</b>	<b>15</b>	<b>177</b>	<b>388</b>	<b>40</b>	<b>18</b>	<b>.419</b>	<b>.331</b>	<b>21</b>

## CAREER TRANSACTIONS

**2012** — Selected by the Washington Nationals organization in the 26th round of the First-Year Player Draft; did not sign. **2015** — Selected by the Oakland Athletics organization in the 4th round of the First-Year Player Draft.

## ROOKIE RULE

The Baseball Writers Association of America considers a player a rookie unless during the previous season or seasons he has (a) exceeded 130 at-bats or 50 innings pitched in the major leagues; or (b) accumulated more than 45 days on the active roster of a major league club (excluding military service), during the 25-player limit. The 25-player limit is in effect from Opening Day until August 31.

There are six rookies on the A's 40-man roster: Tanner Anderson, Luis Barrera, Skye Bolt, Grant Holmes, James Kaprielian and Jorge Mateo.

**RIGHT-HANDED PITCHER****Height/Weight:** 6-4 / 185**Bats/Throws:** Right / Right**Birthdate:** August 2, 1991**Opening Day Age:** 27**Birthplace/Resides:** Hereford, Texas / Hereford, Texas**Major League Service:** 129 days**Obtained:** Claimed off waivers from the Los Angeles Angels, January 22, 2019**Contract Status:** First year of a one-year contract through 2019**NON-ROSTER INVITEE****CAREER HIGHLIGHTS**

Is 11-3 with a 4.60 ERA in three seasons in the majors with Baltimore (2016) and Los Angeles-AL (2017-18)...went 10-3 with a 3.64 ERA in 21 games with the Angels in 2017 but has pitched in just seven games in his other two seasons...his 10 wins led American League rookies in 2017...is 34-48 with a 4.89 ERA (392 er in 721.2 ip) in 158 games, including 131 starts, in nine seasons in the minors...pitched in the Arizona Fall League in 2014 and 2016 and was selected to the Rising Stars Game in 2014.

**2018 HIGHLIGHTS**

Combined to pitch in just 11 games with Los Angeles (AL) and Triple-A Salt Lake...missed four months of the season due to two stints on the Bees disabled list with an inflamed right elbow...went 1-0 with a 17.55 ERA and .438 opponents batting average in five games, including one start, over two stints with the Angels...surrendered five home runs in 6.2 innings...his opponents batting average broke down to .417 (5-for-12) against left-handed hitters compared to .450 (9-for-20) against right-handers...yielded a .583 average and four of his five home runs with two outs...first batters faced were 2-for-4 and he did not inherit a runner in his four relief appearances...was optioned to Salt Lake near the end of Spring Training but was recalled by Los Angeles April 3 before the Bees season began...started against Oakland on April 6 and had a no decision in the Angels 13-9 win...allowed six runs on seven hits in 1.2 innings, which was the shortest outing of his career as a starter...was optioned to Salt Lake the next day...returned to Los Angeles on Sept. 11 and had a win and a 12.60 ERA in four relief appearances...did not allow a run in two of his appearances but surrendered at least three in his other two...the win came in his final outing of the season on Sept. 30 against Oakland...three of his five outings came against the A's and all five came against AL West competition...was claimed off waivers three times during the off-season by New York (AL) on Nov. 26, the Angels on Dec. 21 and the A's on Jan. 22.

**SALT LAKE:** Spent the balance of the season at Salt Lake where he was 1-1 with an 8.68 ERA and .391 opponents batting average in six starts...yielded a .347 (17-for-49) average against left-handed hitters compared to .418 (33-for-79) against right-handers...surrendered all four of his home runs to righties...opponents hit .404 with runners in scoring position but that dropped to .083 with RISP and two outs...joined Salt Lake on April 11 and had no decisions and a 9.31 ERA in two starts before he was placed on the disabled list April 19 with an inflamed right elbow...was reinstated from the DL May 18 and went 1-1 with a 8.35 ERA in four starts before returning to the DL with the same injury June 8...missed the remainder of the Bees season but was reinstated from the DL Sept. 11 and moved up to Los Angeles...yielded a season-high eight runs on a season-high 11 hits April 16 at Albuquerque...allowed at least five runs in four of his six starts and seven hits five times.

**CAREER**

**2017**—Made his first two appearances of the season (both in relief) for Triple-A Norfolk and allowed eight earned runs in four innings...was acquired by Angels Apr. 17 from Baltimore in exchange for cash considerations or a player to be named later...pitched in two games with Double-A Mobile, before being promoted to Triple-A Salt Lake May 9...earned the win in his Angels debut (first start of career), May 30 vs. Atlanta (6 ip, 6 h, 3 er, 1 bb, 4 so)...led American League rookies

with 10 wins...the Angels went 17-3 in his starts, marking the best team record in a rookie's starts since 1944 St. Louis Cardinals went 18-3 in Ted Wilks' starts...they were 9-0 in his road starts, which is tied for the second longest career-opening streak of team wins in road starts in Major League history with the Brooklyn Dodgers' Clem Labine...the only player with a longer streak is Hall of Famer Whitey Ford; the Yankees won each of his first 13 road starts from 1950-53...did not allow an opposing base runner to steal a base...his streak of 20 consecutive starts without a stolen base allowed sets a club record to start an Angels career (previous was Tommy John, 18 starts in 1982-83)...from the start of July through Aug. 25, went 5-1 with a 2.38 ERA across nine starts...his ERA ranked fourth in the American League over that span...in four July starts, he went 3-0 with a 1.69 ERA...became the third Angels rookie to finish July with an ERA below 1.75 (min. 25 ip), joining Bob Lee (0.76 ERA in 1964) and Jered Weaver (1.65 ERA in 2006).

**2016**—Made Major League debut with Orioles on Aug. 21 vs. Houston, tossing two innings, allowing a solo homer to Jake Marisnick with two strikeouts...pitched in two games for Baltimore, surrendering five runs on five hits, two home runs, with one walk and three strikeouts across 3.1 innings...went a combined 5-2 with a 3.87 ERA with 63 strikeouts and 32 walks in 27 games (seven starts) across four minor league levels of the Baltimore system...began the year with Double-A Bowie, making seven starts and one relief appearance...went 1-1 with a 5.13 ERA before being placed on disabled list on May 26...made three rehab starts for the Gulf Coast League Orioles and two with Short-Season Aberdeen...went 3-1 with a 2.45 ERA during his rehab assignment...was reinstated from DL on July 14 and returned to Bowie...transferred to Triple-A Norfolk on Aug. 15 and finished season with Tides...in four games, went 1-0 with a 1.80 ERA, one walk and 14 strikeouts...played for Peoria in the Arizona Fall League.

**2015**—Was added to the Orioles 40-man roster on Nov. 20...spent the season with Double-A Bowie and recorded a season-high nine strikeouts three times (April 11 at Richmond, May 19 at Trenton and July 1 at Akron)...led the Bay Sox in strikeouts (93)...tossed a complete game (8.0 ip) on June 18 at New Britain but suffered the loss...rated by *Baseball America* as having the best changeup in the Eastern League...was placed on the 7-day disabled list with elbow tendinitis on Aug. 1.

**2014**—Named an Arizona Fall League All-Star and was selected to the Rising Stars Game...logged a club-high 11 quality starts with Single-A Advanced Frederick...finished second in the Carolina League in strikeouts (142), fourth in games started (26) and fifth in batting average against (.234) and innings pitched (141.2)...ranked second among starting pitchers in strikeouts per nine innings (9.0)...named Carolina League Pitcher of the Week for May 12-18 after coming two outs shy of a no-hitter against Potomac on May 13...posted a 2.72 ERA over six starts in May and a 2.51 mark over five games in June...recorded seven straight quality starts at home, May 13 to June 27...struck out a season-high 13 over 8.0 scoreless frames on Aug. 25.

**2013**—Finished second in the South Atlantic League with 144 strikeouts, the most by a Shorebirds pitcher since 2009...led the SAL in innings pitched (142.2)...was named SAL Pitcher of the Week, Aug. 12-18.

**2012**—Finished tied for the Single-A Delmarva lead in innings pitched (114.1) and games started (22)...pitched a one-hit complete game on July 21 at West Virginia.

**2011**—Named the Orioles fourth-best prospect after the season by *Baseball America*...led Short-Season Aberdeen in games started (11), innings pitched (53.2) and strikeouts (57)...finished the year 2-5 with a 4.53 ERA.

**2010**—Made his first professional start on Aug. 24 against the GCL Red Sox...was promoted to Short-Season A Aberdeen on Aug. 31 and made his first appearance with the IronBirds on Sept. 2 at Connecticut...struck out multiple batters in three of his four appearances.

## PERSONAL/MISCELLANEOUS

Parker Alan Bridwell was originally signed by Orioles scout Ernie Jacobs...is married, Molly...attended Hereford HS (TX).



## LIFETIME PITCHING RECORD

Year	Club	W	L	ERA	G	GS	CG	SHO	SV	IP	H	R	ER	HR	HB	BB	IBB	SO	WP	BK
2010	GCL Orioles	0	0	5.40	2	2	0	0	0	1.2	1	1	1	0	0	3	0	4	2	0
	Aberdeen	0	0	0.00	2	0	0	0	0	4.0	3	0	0	0	0	1	0	2	2	0
2011	Delmarva	0	3	7.06	5	5	0	0	0	21.2	23	18	17	0	1	13	0	13	3	0
	Aberdeen	2	5	4.53	12	11	0	0	0	53.2	56	32	27	2	3	22	0	57	4	1
2012	Delmarva	5	9	5.98	23	22	1	0	0	114.1	122	82	76	15	15	63	0	71	15	1
2013	Delmarva	8	9	4.73	26	26	0	0	0	142.2	141	86	75	9	9	59	0	144	8	0
2014	Frederick	7	10	4.46	26	26	1	0	0	141.1	123	75	70	11	9	70	0	142	6	2
2015	Bowie	4	5	3.99	18	18	1	0	0	97.0	96	48	43	7	2	38	0	93	5	0
2016	Bowie	1	1	4.53	18	7	0	0	1	55.2	56	33	28	7	3	28	0	38	1	0
	GCL Orioles	2	0	0.00	3	0	0	0	0	6.0	3	0	0	0	0	3	0	7	0	0
	Aberdeen	1	1	5.40	2	0	0	0	0	5.0	2	3	3	1	1	0	0	4	0	0
	Norfolk	1	0	1.80	4	0	0	0	0	10.0	4	2	2	1	0	1	0	14	1	0
	BALTIMORE	0	0	13.50	2	0	0	0	0	3.1	5	5	5	2	0	1	0	3	0	0
2017	Norfolk	0	0	18.00	2	0	0	0	0	4.0	10	8	8	3	0	1	0	6	0	0
	Mobile	0	1	2.00	3	3	0	0	0	9.0	9	2	2	2	0	1	0	7	1	1
	Salt Lake	2	3	4.28	6	5	0	0	0	27.1	26	16	13	2	1	8	0	24	1	0
	LOS ANGELES (AL)	10	3	3.64	21	20	0	0	0	121.0	115	52	49	19	4	30	0	73	4	0
2018	LOS ANGELES (AL)	1	0	17.55	5	1	0	0	0	6.2	14	13	13	5	0	2	0	3	0	0
	Salt Lake	1	1	8.68	6	6	0	0	0	28.0	50	27	27	4	1	9	1	19	1	0
<b>ML Totals</b>		<b>11</b>	<b>3</b>	<b>4.60</b>	<b>28</b>	<b>21</b>	<b>0</b>	<b>0</b>	<b>0</b>	<b>131.0</b>	<b>134</b>	<b>70</b>	<b>67</b>	<b>26</b>	<b>4</b>	<b>33</b>	<b>0</b>	<b>79</b>	<b>4</b>	<b>0</b>

## CAREER TRANSACTIONS

**2010** — Selected by the Baltimore Orioles organization in the ninth round of the First-Year Player Draft. **2017** — Traded to the Los Angeles Angels for cash or a player to be named later, April 17. **2018** — Claimed off waivers by the New York Yankees, November 26. Claimed off waivers by the Los Angeles Angels, December 21. **2019** — Claimed off waivers by the Oakland Athletics, January 22.

## BRIDWELL'S CAREER BESTS

**Low Hit Complete Game:** None

**Innings Pitched:** 7.1, July 28, 2017 at Toronto. As reliever: 3.2, June 14, 2017 vs. New York (AL)

**Strikeouts:** 8, July 16, 2017 vs. Tampa Bay. As reliever: 2, August 21, 2016 vs. Houston

**Pitches:** 98, July 5, 2017 at Minnesota. As reliever: 56, June 14, 2017 vs. New York (AL)

**Longest Winning Streak:** 5, July 5 to August 13, 2017

**Longest Losing Streak:** 1 (three times), last: September 21, 2017

**Longest Scoreless Streak:** 13.0, June 30 to July 16, 2017

**RIGHT-HANDED PITCHER****Height/Weight:** 6-4 / 230**Bats/Throws:** Right / Right**Birthdate:** April 27, 1990**Opening Day Age:** 28**Birthplace/Resides:** Montclair, California / Glendale, Arizona**Major League Service:** 1 year, 102 days**Obtained:** Acquired from the Milwaukee Brewers for cash, Sept. 3, 2018**Contract Status:** First year of a one-year contract through 2019**CAREER HIGHLIGHTS**

Has spent parts of three seasons in the majors with Kansas City (2014-15) and Oakland (2015, 18) and is 3-5 with an 8.01 ERA in 18 games, including 10 starts...was originally selected by the Royals in the ninth round of the 2011 draft and has also pitched in the Cubs and Brewers farm systems...is 61-47 with a 4.46 ERA (452 er in 912.1 ip) in 170 games, including 153 starts, in eight seasons in the minors...was named Omaha Pitcher of the Year in 2014...tossed a two-hit shutout in the Pacific Coast League Championship-clinching game that year and was named PCL Postseason MVP...was dealt to the A's with Sean Manaea for Ben Zobrist July 28, 2015 and was traded by the A's to the Cubs for Chris Coghlan, Feb. 25, 2016.

**2018 HIGHLIGHTS**

Spent the entire season at Triple-A Colorado Springs in the Milwaukee Brewers organization before he was traded to Oakland Sept. 3 for cash considerations...pitched in three games for Oakland in September and did not allow a run in 2.2 innings...opponents went 1-for-8 (.125) with two walks and a strikeout...retired the side in order in the ninth inning in his first outing on Sept. 12 at Baltimore...it was his first Major League appearance since Oct. 2, 2015 at Seattle, also with the A's...went 9-4 with a 3.35 ERA in 26 games, 15 starts, with the Sky Sox...the ERA was his lowest as a professional...tied for seventh in the Pacific Coast League in wins...allowed eight home runs in 99.1 innings...did not hit a batter...was 4-3 with a 5.45 ERA and .295 opponents batting average over his first 15 games, including seven starts...then went 5-1 with a 2.14 ERA and .242 opponents average over his final 11 games, all starts, beginning June 23...allowed a .263 opponents batting average, including .246 (52-for-211) against right-handed hitters compared to .284 (48-for-169) against left-handers...surrendered six of his eight home runs to righties...seven were solo shots...yielded a .244 batting average with runners in scoring position but opponents were 4-for-7 (.571) with the bases loaded...was 4-2 with a 4.13 ERA in 11 relief appearances compared to 5-2 with a 3.11 ERA in 15 starts...stranded his only inherited runner...tossed at least two innings in seven of his 11 relief appearances...was 4-1 with a 1.80 ERA and .182 opponents batting average in 10 games on the road compared to 5-3 with a 4.20 ERA and .301 opponents average in 16 games at home...compiled a 7-1 record, a 2.37 ERA and .238 opponents batting average in 18 night games, a 2-3 record, a 6.56 ERA and .333 opponents average in eight day games...went 6-for-18 (.333) with two doubles and a RBI as a hitter

**COLORADO SPRINGS:** Three of his first six appearances were starts...had his first of two four-game winning streaks from April 18 to May 30...compiled a 4.38 ERA and .263 opponents batting average during the streak, which spanned eight games (two starts)...made eight consecutive relief appearances from May 10 to June 15...was placed on the disabled list May 11 with a viral infection...was reinstated May 20 and allowed a season-high five runs and walked a season-high three batters in 3.1 innings of relief that day against Memphis...moved into the starting rotation for good on June 17 and went 5-1 with a 2.34 ERA over his final 12 starts...had back-to-back scoreless outings on June 23 in the second game of a doubleheader at Iowa (4.0 ip) and June 29 at Round Rock (5.2 ip) but had a no decision in each start...it was part of a 12.2-inning scoreless streak from June 23 to July 4...tossed a complete game in a 9-2 win over New Orleans on July 4, a rain-shortened game that was called with two outs in the bottom of the fifth...tossed five innings and allowed two runs on seven hits and no walks while striking out three...had his second four-game winning streak of the season from July 4 to Aug. 5...posted a 2.73 ERA and .256 op-

ponents batting average over that six start stretch...finished July 3-0 with a 3.08 ERA in five starts and then went 2-1 with a 2.00 ERA in four starts in August...had season highs in strikeouts (8), innings pitched (7.0), pitches (107) and hits (9) in a 3-1 loss to Nashville Aug. 10...matched his season high in hits in his next start Aug. 17 against Omaha...allowed one run on three hits in a season-high tying 7.0 innings in an 8-1 win over Iowa in his final Triple-A start on Aug. 23...was selected by Milwaukee on Aug. 30 but was designated for assignment the next day.

## CAREER

**2017**—Spent most of the season at Triple-A Iowa where he went 8-9 with a 6.20 ERA in 24 starts before he was designated for assignment Aug. 19...was claimed off waivers by Milwaukee Aug. 22 and went 0-1 with a 4.70 ERA in two starts with Triple-A Colorado Springs...combined with both clubs for an 8-10 record and a 6.12 ERA in 26 starts...walked just 28 batters in 145.2 innings and his average of 1.73 walks per nine innings was the lowest in the Pacific Coast League...tied for the lead in games started, ranked second in innings pitched (145.2), seventh in strikeouts (107) and tied for 10th in wins...however, led the league in hits (192), runs (110), earned runs (99) and home runs (29) and his ERA was fourth highest among qualifiers...allowed a .321 opponents batting average, which broke down to .299 against right-handed hitters compared to .346 against left-handers...yielded a .316 batting average with runners in scoring position, but that dropped to .236 with RISP and two outs...opponents hit .390 with a .430 on-base percentage when leading off an inning...went 5-6 with a 5.53 ERA in 18 starts at night, 3-4 with a 7.38 ERA in eight starts during the day...was 4-for-27 (.148) with two doubles and a RBI as a hitter...began the season by winning each of his first two starts on April 8 at Oklahoma City and April 13 against New Orleans (4.50 ERA)...posted a 3.86 ERA in six starts in June, which was his lowest single-month ERA...struck out a season-high nine batters July 8 against Omaha...won each of his final three starts with Iowa, including Aug. 9 against Sacramento when he tossed a season-high 7.1 innings...allowed seven runs on 12 hits in 5.1 innings on Aug. 14 at Omaha and was designated for assignment Aug. 19...was claimed by Milwaukee Aug. 22 and was assigned to Colorado Springs...tossed 4.0 scoreless innings in his first start Aug. 29 against Round Rock and went 3-0 in four starts in August, despite a 5.16 ERA...yielded eight runs on seven hits for the loss in his final regular season start Sept. 3 against Memphis...was designated for assignment Sept. 5 and outrighted to Colorado Springs Sept. 8...made one postseason start for the Sky Sox and was the losing pitcher in the fifth and deciding game of the PCL Semi-Finals on Sept. 10 against Memphis (4.2 ip, 7 h, 6 r, 6 er, 1 bb, 1 so, 3 hr).

**2016**—Was traded by the A's to the Cubs on Feb. 25 for infielder Chris Coghlan but spent the entire season on the Chicago disabled list with a right hip contusion...was placed on the 15-day disabled list March 25 and went sent to Triple-A Iowa June 11 for a rehab assignment...went 1-1 with a 7.71 ERA in five games, including four starts, before his rehab assignment was halted July 7...had a .329 opponents batting average, including .306 against left-handed hitters compared to .353 against right-handers...opponents were 1-for-14 (.071) with three walks when leading off an inning...went 1-for-3 (.333) with a run scored and a strikeout as a hitter...tossed four innings or fewer in each start...logged 3.0 scoreless innings in his third start June 23 against Nashville and then allowed one run in 4.0 innings of relief for the win in his next outing June 28 at Oklahoma City...his final start came on July 4 against Omaha (3.1 ip, 6 h, 3 r, 3 er, 5 so)...was transferred to the 60-day DL Aug. 19.

**2015**—Began the season in the Kansas City organization and went 0-0 with a 6.23 ERA in two relief appearances over four stints with the Royals...was traded to the A's with minor league pitcher Sean Manaea on July 28 for Ben Zobrist and cash and went 3-4 with a 6.71 ERA in 11 games, including nine starts, with the A's...combined for a 6.67 ERA and .332 opponents batting average in 13 games overall...his ERA was fourth highest in the American League among pitchers with 50 or more innings...his opponents batting average included a mark of .292 against left-handed hitters compared to .347 against right-handers...walked two batters or fewer in each of his nine starts...pitched in two games over four stints with the Royals (April 26, May 12-15, June 20-21 and July 7)...was traded to the A's July 28 and earned his first Major League win in his A's debut, a start on Aug. 1 against Cleveland...allowed just one run in a career-high 7.1 innings in a 5-1 win...struck out a career-high seven batters in his second start Aug. 6 against Houston...allowed a run in 7.0 innings in that outing to become the fourth pitcher in Oakland history to toss at least seven in-

nings while allowing one run or fewer in each of his first two games with the A's (Darling, 1991; Appier, 1999; Harden, 2003)...was optioned to Triple-A Nashville Aug. 15 and returned to Oakland Aug. 29, going 2-3 with a 6.94 ERA over final seven games...combined for a 7-5 record, a 3.56 ERA and .275 opponents batting average in 20 games, 19 starts, with Triple-A Omaha and Nashville...issued just 21 walks in 118.2 innings, an average of 1.59 walks per nine innings...tossed his lone complete game of the season on July 11 against Iowa, a seven-hitter in a 3-2 seven-inning loss in the second game of a doubleheader...at the time of the July 28 trade to the A's, he ranked fourth in the Pacific Coast League in strikeouts (92) and tied for eighth in innings pitched (106.2).

**2014**—Had two stints with the Royals, but pitched a majority of the season at Triple-A Omaha...made his Major League debut May 3, allowing six runs in 2.0 innings of relief against Detroit...he also made his first ML start May 31 at Toronto, surrendering seven runs in two-thirds of an inning...tabbed Omaha Pitcher of the Year after going 12-3 with a 3.88 ERA and .278 opponents batting average in 25 games, including 23 starts...tied for second in the Pacific Coast League in victories and ranked seventh in ERA...went 4-0 with a 2.13 ERA over five starts in May...posted a 5-0 record and a 3.66 ERA over his final six starts of the year...tossed a two-hit shutout in the Pacific Coast League Championship-clinching game, defeating Reno, 4-0...named PCL Postseason MVP, going 3-0 with an 0.75 ERA with three walks and 24 strikeouts in three playoff starts.

**2013**—Combined for a 9-10 record, a 4.28 ERA and .274 opponents batting average in 26 games, all starts, with Single-A Wilmington and Double-A Northwest Arkansas...was named the Naturals Pitcher of the Year after being promoted to Double-A on June 1...tossed one of only six nine-inning shutouts in the Texas League, blanking Arkansas (7-0) on July 24...was named TL Pitcher of the Week on July 29...allowed just 11 walks in 103.2 innings with the Naturals (0.95 per nine innings), which was the fewest in the Texas League among hurlers that recorded at least 100.0 innings.

**2012**—Went 9-12 with a 4.98 ERA and .304 opponents batting average in 27 starts with Single-A Kane County...ranked fourth in the Midwest League in innings pitched (153.2) and fifth in strikeouts (120)...went 5-0 with a 1.75 ERA in five starts in July...compiled a 6-5 record and a 3.30 ERA in 12 starts at home compared to 3-7 with a 6.53 ERA in 15 starts on the road.

**2011**—Earned Pioneer League All-Star honors in his professional debut...was 6-2 with a 3.84 ERA in 15 games, 13 starts, with Idaho Falls...finished second in the league in ERA and innings, tied for fourth in wins and tied for eighth in strikeouts.

## PERSONAL/MISCELLANEOUS

Aaron Lee Brooks was originally signed by Royals scout Scott Groot...graduated from Cajon High School in San Bernardino in 2008...set school records in home runs and career wins...attended Cal State, San Bernardino...named California College Athletic Association Freshman of the Year in 2009...posted a 2.74 ERA as a junior and finished third in the nation in walks per nine innings...set school's career record for innings pitched...is married, Whitney.

## LIFETIME PITCHING RECORD

Year	Club	W	L	ERA	G	GS	CG	SHO	SV	IP	H	R	ER	HR	HB	BB	IBB	SO	WP	BK
2011	Idaho Falls	6	2	3.84	15	13	0	0	0	79.2	89	42	34	7	3	8	0	73	5	0
2012	Kane County	9	12	4.98	27	27	1	0	0	153.2	191	99	85	18	4	26	0	120	9	0
2013	Wilmington	2	3	4.47	10	10	0	0	0	56.1	60	28	28	4	0	11	0	43	3	0
2013	NW Arkansas	7	7	4.17	16	16	1	1	0	103.2	113	51	48	13	3	11	0	67	2	0
2014	Omaha	12	3	3.88	25	23	1	0	1	139.0	151	67	60	14	1	25	2	97	5	1
	KANSAS CITY	0	1	43.87	2	1	0	0	0	2.2	12	13	13	1	2	3	0	2	0	0
2015	Omaha	6	5	3.71	18	17	1	0	0	106.2	118	46	44	9	1	21	1	92	1	0
	KANSAS CITY	0	0	6.23	2	0	0	0	0	4.1	6	3	3	0	0	0	0	3	0	0
	OAKLAND	3	4	6.71	11	9	0	0	0	51.0	67	38	38	9	4	14	0	35	0	0
	Nashville	1	0	2.25	2	2	0	0	0	12.0	9	3	3	1	0	0	0	11	0	0
2016	Iowa	1	1	7.71	5	4	0	0	0	16.1	23	15	14	5	0	4	0	12	0	1
2017	Iowa	8	9	6.20	24	24	0	0	0	138.0	181	102	95	27	2	28	1	105	4	0
	Colorado Springs	0	1	4.70	2	2	0	0	0	7.2	11	8	4	2	0	1	0	2	0	0
2018	Colorado Springs	9	4	3.35	26	15	1	0	0	99.1	100	40	37	8	0	28	0	74	2	0
	OAKLAND	0	0	0.00	3	0	0	0	0	2.2	1	0	0	0	0	2	0	1	0	0
<b>ML Totals</b>		<b>3</b>	<b>5</b>	<b>8.01</b>	<b>18</b>	<b>10</b>	<b>0</b>	<b>0</b>	<b>0</b>	<b>60.2</b>	<b>86</b>	<b>54</b>	<b>54</b>	<b>10</b>	<b>6</b>	<b>19</b>	<b>0</b>	<b>41</b>	<b>0</b>	<b>0</b>

## CAREER TRANSACTIONS

**2011** — Selected by the Kansas City Royals organization in the ninth round of the First-Year Player Draft. **2015** — Traded to the Oakland Athletics with minor league pitcher Sean Manaea for infielder/outfielder Ben Zobrist and cash, July 28. **2016** — Traded to the Chicago Cubs for infielder Chris Coghlan, February 25. On the disabled list, March 25 to November 6; included rehabilitation assignment to Iowa, June 11 to July 6. **2017** — Claimed off waivers by the Milwaukee Brewers, August 22. **2018** — Traded to the Oakland Athletics for cash considerations, September 3.

## BROOKS' CAREER BESTS

**Low Hit Complete Game:** None

**Innings Pitched:** 7.1, August 1, 2015 vs. Cleveland. As reliever: 3.1, June 21, 2015 vs. Boston

**Strikeouts:** 7, August 6, 2015 vs. Houston. As reliever: 2 (twice), last: June 21, 2015 vs. Boston

**Pitches:** 108, August 6, 2015 vs. Houston

**Longest Winning Streak:** 1 (three times), last: October 2, 2015 to present

**Longest Losing Streak:** 3, August 12 to September 9, 2015

**Longest Scoreless Streak:** 6.0, August 6, 2015

**RIGHT-HANDED PITCHER****Height/Weight:** 6-0 / 232**Bats/Throws:** Right / Right**Birthdate:** September 24, 1989**Opening Day Age:** 29**Birthplace/Resides:** Charlotte, North Carolina / Fort Myers, Florida**Major League Service:** 161 days**Obtained:** Signed to a minor league contract, November 12, 2018**Contract Status:** First year of a one-year contract through 2019**NON-ROSTER INVITEE****CAREER HIGHLIGHTS**

Has spent parts of four seasons in the majors with Houston (2014-15), Chicago-NL (2016) and Cincinnati (2017) and is 2-3 with a 4.73 ERA in 29 games, including three starts...is also 68-62 with a 4.30 ERA (526 er in 1100.1 ip) in 218 games, including 174 starts, over nine seasons in the minors...has walked just 259, an average of 2.12 per nine innings...was drafted by the Astros in the 8th round in 2010 and saw his most extensive Major League action in his rookie campaign of 2014 when he went 1-3 with a 4.58 ERA in 17 games, including two starts...was named the Astros Minor League Pitcher of the Year in 2011.

**2018 HIGHLIGHTS**

Spent the entire season at Triple-A Reno in the Arizona organization and was 11-9 with a 5.17 ERA in 27 games, including 26 starts...ranked second in the Pacific Coast League in innings pitched (156.2), third in wins and tied for third in games started...allowed the most hits (190), ranked second in runs (92) and tied for third in hit batters (9)...among qualifiers, he had the fourth highest opponents batting average (.304) and the fifth highest ERA...the hits were a career-high as were his 47 walks...matched his career high in games started and hit batters...tied for second in the Diamondbacks farm system in wins...surrendered just nine home runs in 156.2 innings, an average of 0.52 per nine innings...struck out just 86 (4.94 per nine innings)...allowed a .304 batting average, including .281 (82-for-292) against left-handed hitters compared to .324 (108-for-333) against right-handers...had a .338 opponents batting average with runners in scoring position...had a 5-7 record, a 5.99 ERA and .325 opponents batting average in 17 games before the All-Star Break...then went 6-2 with a 3.92 ERA and .271 opponents average in 10 games after the break...was 7-2 with a 4.55 ERA in 12 games on the road, 4-7 with a 5.62 ERA in 15 starts at home...went 1-for-20 (.050) with seven strikeouts as a hitter...tossed at least five innings in 22 of his 26 starts, including seven or more seven times.

**RENO:** Allowed five runs in 4.0 innings in his first start of the season April 9 against Fresno and then made his only relief appearance April 15 at Fresno (1.2 ip, 2 h, 1 r, 1 er)...followed that up by yielding two runs or fewer in each of his next four starts from April 18 to May 4...went 1-1 with a 2.35 ERA over that stretch...had an eight-start, 48.2-inning homerless streak from May 15 to June 25...tossed 7.0 innings in back-to-back wins on May 15 against El Paso and May 21 at Fresno to improve to 3-3 with a 3.67 ERA over his first nine games...then allowed eight runs on 11 hits in a season-low 3.1 innings at Salt Lake May 26 and took the loss...struck out a season-high eight batters June 1 against Las Vegas...allowed six runs or more in five consecutive starts from June 13 to July 5...went 1-2 with a 9.93 ERA and .385 opponents batting average over that span...yielded a season-high 12 hits June 18 against Omaha...allowed one earned run or fewer four times over a five-start stretch from July 12 to Aug. 4 and was 4-1 with a 1.57 ERA...had a season-best four-game winning streak from July 29 to Aug. 26 (2.58 ERA)...tossed a season-high 7.2 innings Aug. 4 against Oklahoma City...matched his season high with eight strikeouts Aug. 15 against Sacramento...allowed a season-high 10 runs on 10 hits and a season-high four walks in 4.0 innings in his final start Aug. 31 against Albuquerque.

## CAREER

**2017**—Played for three different organizations, spending the majority of the season in Triple-A with Iowa (Cubs), Louisville (Reds) and Reno (Diamondbacks)...combined to go 7-3 with a 4.51 ERA in 21 games (19 starts)...made five appearances with Cincinnati (8.16 ERA)...was on the disabled list from April 15 to 22 with a right thumb contusion...was claimed off waivers by the Reds on May 25 and later signed as a free agent to a minor league contract by Arizona on July 6.

**2016**—Spent nearly the entire minor league season with Triple-A Iowa before being selected by the Cubs, Sept. 1...went 1-0 with a 1.50 ERA in two games with the Cubs, including 5.0 scoreless innings in a spot start, Sept. 30 at Cincinnati...it was his first start since July 31, 2014 vs. Toronto...his 5.0 innings pitched tied his career-high and he allowed just two hits and one walk...made his Cubs debut Sept. 5 at Milwaukee...allowed a solo homer in 1.0 inning of relief in the Cubs 7-2 victory...went 12-8 with a 4.34 ERA in 24 appearances (22 starts) with Iowa...had a strong finish, going 2-1 with a 1.35 ERA over his final three starts...with Iowa, held righties to a .263 average, while lefties batted at a .302 clip...tossed 7.0-scoreless innings, June 4 vs. Memphis, his longest scoreless outing of the season...spent Spring Training with the Astros but was released on March 31 and signed a minor league deal with the Cubs in early April...joined Iowa, April 18.

**2015**—Made five appearances for Houston in his one stint with the Astros, posting no record and a 2.00 ERA...spent the majority of the season at Triple-A Fresno, going 5-5 with three saves and a 4.76 ERA in 30 games (seven starts)...began his year with Fresno, starting five of his first six games before a promotion to Houston on May 14...pitched in long relief for Houston, tossing 2.0-plus innings in three of his five outings...allowed just five hits in his 9.0 innings, pitching to a .161 opponent batting average...was optioned back to Fresno, June 7...finished his season in the bullpen (except for one start)...had a strong August, going 2-1 with two saves and a 2.66 ERA in 10 games...was designated for assignment Sept. 1, and outrighted to Triple-A five days later...pitched for the Toros del Este in the Dominican Winter League, posting a 3-0 record and a 2.01 ERA in seven games (five starts).

**2014**—Made his Major League debut with the Astros and pitched in 17 games, including two starts...went 1-2 with a 3.46 ERA in his 15 relief outings...was selected to the Major League roster on June 21 and made his first ML start that day at Tampa Bay (4.1 ip, 5 er)...optioned to Triple-A on June 27...was recalled by Houston on July 18 where he remained through the end of the season...earned his first ML win on June 27 vs. Detroit in his second career game...tossed a perfect inning of relief...made 16 appearances (15 starts) at Triple-A, going 7-5 with a 3.87 ERA...named the Oklahoma City Pitcher of the Month for May after going 3-1 with a 2.08 ERA over five starts, striking out 22 and walking just five...started the month with three consecutive scoreless starts spanning 23.2 innings...became the first player from the Astros 2010 draft class to make the majors.

**2013**—Began his year at Double-A Corpus Christi and went 7-2 with one save and a 2.09 ERA, while allowing just nine walks in 18 games, including 13 starts...named a Texas League mid-season All-Star...went 36.2 consecutive innings without allowing an earned run from April 26 to June 4...went 4-0 with a 0.00 ERA in 27.2 innings pitched in six games (four starts) in May and was named Corpus Christi Pitcher of the Month...promoted to Triple-A on June 26 and finished his season in the RedHawks rotation...made 12 starts at Triple-A, going 5-5 with a 3.89 ERA...eight of his 12 starts were quality starts...combined to go 12-7 with one save and a 2.96 ERA in 30 games (25 starts) between the two levels.

**2012**—Combined to go 5-10 with a 5.25 ERA between Double-A Corpus Christi and Triple-A Oklahoma City...began the season with Corpus Christi and led the Texas League with a 2.05 groundball to flyball ratio on the season...went 5-9 with a 4.96 ERA in 27 games (19 starts) with the Hooks...was 5-6 with a 5.00 ERA in his 19 starts and 0-3 with a 4.76 ERA in his eight relief appearances at the Double-A level...was promoted to Oklahoma City July 25 and made two relief outings and one start before being sent back to Corpus Christi.

**2011**—Named the Astros Minor League Pitcher of the Year and a California League mid-season All-Star with Lancaster after posting a 3.91 ERA...led the California League with a 2.31 groundball to flyball ratio...ranked second in the league in WHIP (1.21) and fifth in ERA (3.91) and innings

pitched (158.2)...became the first Lancaster pitcher to start at least 20 games with the club and end the season with an ERA lower than 4.00 since RHP Brandon Webb did so in 2001...promoted to Double-A Corpus Christi for his final start of the season and tossed a gem, going 7.0 innings while allowing just one run on six hits, but did not factor into the decision...was rated by *Baseball America* as having the Best Control in the Astros system following the season.

**2010**—After being selected in the eighth round of the draft, he reported to Short Season Tri-City and made 14 starts at the level, going 4-5 with a 4.28 ERA...allowed only three homers and walked just 11 hitters in his 61.0 innings pitched...among pitchers in the New York-Penn League with at least 60.0 innings, his 11 walks allowed were only bested by teammates RHP Bobby Doran (9 bb, 71.1 ip) and RHP Carlos Quevedo (8 bb, 85.1 ip).

## PERSONAL/MISCELLANEOUS

Jake Buchanan was originally signed by Houston scout J.D. Alleva...his wife, Chelsea, is a sports anchor at WINK, the CBS television affiliate in Fort Myers, Florida...graduated from North Gaston High School in North Carolina where he was named First-Team All-State by the North Carolina High School Coaches Association and co-MVP of the Big South 3-A/4-A Conference...attended North Carolina State University...went 8-6 with a 3.86 ERA in 18 games (17 starts) his senior season of 2010...was teammates with Seattle Seahawks quarterback Russell Wilson.

### LIFETIME PITCHING RECORD

Year	Club	W	L	ERA	G	GS	CG	SHO	SV	IP	H	R	ER	HR	HB	BB	IBB	SO	WP	BK
2010	Tri-City	4	5	4.28	14	14	0	0	0	61.0	69	32	29	3	6	11	0	42	6	0
2011	Lancaster	5	10	3.91	25	25	1	1	0	158.2	157	92	69	10	6	35	3	102	7	0
	Corpus Christi	0	0	1.29	1	1	0	0	0	7.0	6	1	1	0	0	1	0	2	0	0
2012	Corpus Christi	5	9	4.96	27	19	0	0	0	134.1	171	85	74	11	6	33	4	83	4	0
	Oklahoma City	0	1	10.13	3	1	0	0	0	8.0	17	10	9	1	0	5	0	5	1	0
2013	Corpus Christi	7	2	2.09	18	13	0	0	1	82.0	67	22	19	4	2	9	1	44	2	0
	Oklahoma City	5	5	3.89	12	12	0	0	0	76.1	85	33	33	6	0	13	1	55	6	0
2014	Oklahoma City	7	5	3.87	16	15	1	1	0	88.1	95	44	38	7	3	16	1	46	3	0
	HOUSTON	1	3	4.58	17	2	0	0	0	35.1	41	19	18	4	1	12	1	20	2	0
2015	Fresno	5	5	4.76	30	7	0	0	3	81.1	101	47	43	5	3	22	1	46	3	0
	HOUSTON	0	0	2.00	5	0	0	0	0	9.0	5	2	2	1	1	4	0	5	2	0
2016	Iowa	12	8	4.34	24	22	0	0	0	141.0	154	76	68	6	9	38	1	105	5	0
	CHICAGO (NL)	1	0	1.50	2	1	0	0	0	6.0	3	1	1	1	0	1	0	4	0	0
2017	Iowa	2	2	4.75	8	8	0	0	0	41.2	49	26	22	5	2	19	2	29	1	0
	CINCINNATI	0	0	8.16	5	0	0	0	0	14.1	24	13	13	1	3	7	2	4	0	0
	Louisville	0	1	6.75	2	0	0	0	0	2.2	4	2	2	1	0	1	0	4	0	0
2018	Reno	5	0	4.26	11	11	0	0	0	61.1	61	29	29	2	2	9	0	38	3	0
	Reno	11	9	5.17	27	26	0	0	0	156.2	190	92	90	9	9	47	2	86	1	0
AL Totals		1	3	4.06	22	2	0	0	0	44.1	46	21	20	5	2	16	1	25	4	0
NL Totals		1	0	6.20	7	1	0	0	0	20.1	27	14	14	2	3	8	2	8	0	0
ML Totals		2	3	4.73	29	3	0	0	0	64.2	73	35	34	7	5	24	3	33	4	0

### CAREER TRANSACTIONS

**2010** — Selected by the Houston Astros organization in the 8th round of the First-Year Player Draft. **2016** — Released, March 31; signed by the Chicago Cubs to a minor league contract, April 3. **2017** — Claimed off waivers by the Cincinnati Reds, May 25. Elected free agency, June 29; signed by the Arizona Diamondbacks to a minor league contract, July 6. Released, September 10; re-signed by Arizona to a minor league contract, December 19. **2018** — Elected free agency, November 2; signed by the Oakland Athletics to a minor league contract, November 12.

### BUCHANAN'S CAREER BESTS

**Low Hit Complete Game:** None  
**Innings Pitched:** 5.1, June 4, 2017 vs. Atlanta  
**Strikeouts:** 4, July 27, 2014 vs. Miami  
**Pitches:** 90, June 21, 2014 at Tampa Bay  
**Longest Winning Streak:** 1 (twice), last: September 30, 2016 to present  
**Longest Losing Streak:** 2, August 5 to 23, 2014  
**Longest Scoreless Streak:** 9.0, September 19, 2014 to May 21, 2015





**LEFT-HANDED PITCHER**

**Height/Weight:** 6-4 / 232

**Bats/Throws:** Left / Left

**Birthdate:** February 13, 1987

**Opening Day Age:** 32

**Birthplace/Resides:** Reading, Pennsylvania / Sewell, New Jersey

**Major League Service:** 3 years, 10 days

**Obtained:** Acquired from the Kansas City Royals with Brandon Moss and cash for Jesse Hahn and Heath Fillmyer, January 29, 2018

**Contract Status:** First year of a one-year contract through 2019

**CAREER HIGHLIGHTS**

Has pitched for four teams in four season in the majors and is 14-3 with two saves a 2.83 ERA in 193 career appearances, all in relief...made his Major League debut with Atlanta in 2014 and has also pitched for San Diego (2016-17), Kansas City (2017) and Oakland (2018)...has a .185 (110-for-595) opponents batting average but has issued 73 walks in 168.2 innings (3.90 per nine innings) for a .278 on-base percentage...allowed a Major League low 6.7% of his inherited runners to score with Oakland in 2018 and has allowed 14-of-66 (21.2%) to score in his career...was a Pacific Coast League Midseason All-Star in 2015, a Southern League Midseason All-Star in 2012 and 2010 and a Midwest League Midseason All-Star in 2009...pitched in the Arizona Fall League in 2012.

**2018 HIGHLIGHTS**

Went 6-0 with a 2.75 ERA and .219 opponents batting average in 54 relief appearances in his first season with the A's...allowed just 2-of-30 (6.7%) inherited runners to score, which was the lowest percentage in the majors... since 1974, it is third lowest by an Oakland pitcher and fifth lowest by an American League pitcher...struck out 41 batters in 39.1 innings (9.38 strikeouts per nine innings) and now has 185 strikeouts in 168.2 career innings (9.87 per nine innings)...his six wins tied for the most in Oakland history among pitchers with no losses with Jim Corsi (1996)...had career highs in wins and strikeout-to-walk ratio (2.73)...his opponents batting average was the highest of his career as was his .646 OPS...his opponents batting average included a .169 (14-for-83) mark against left-handed hitters compared to .286 (18-for-63) against right-handers...recorded 29 of his 41 strikeouts against left-handers...had a .496 OPS against lefties, .842 against righties...now has a .185 opponents batting average in his career, including .165 (40-for-243) against lefties...allowed a .259 opponents average with runners on base but that dropped to .121 with runners in scoring position...now has a .158 (18-for-114) career average with RISP...three of the four home runs he allowed were solo shots as are 13 of the 18 home runs he has surrendered in his career...first batters faced hit .250 but he walked just two for a .278 on-base percentage...tossed just 39.1 innings as 26 of his 54 outings were less than one inning...faced just one batter 12 times...averaged 12.6 pitches per game, which was sixth lowest among AL relievers...had five unearned runs, which tied for fourth most...had a 1.83 ERA and .222 opponents batting average in 24 games before the All-Star Break...then compiled a 3.66 ERA and .216 opponents average after the break...logged a 2.03 ERA in 18 outings on no days rest, a 3.12 ERA in his other 36 appearances...did not allow a hit to the opponents number three hitter (0-for-13)...had a .180 opponents average with two outs and has a .160 (31-for-194) career average with two outs...had a 1.56 ERA and .138 opponents batting average in 24 day games compared to a 3.68 ERA and .273 opponents average in 30 night games...had three of the A's six pickoffs and tied for fifth in the AL in pickoffs...opponents were 0-for-2 in stolen base attempts with him on the mound...they are 4-for-10 (40.0%) off him in his career...did not commit an error in seven chances and has not made an error in 193 career games and 18 chances.

**OAKLAND A'S LOWEST PERCENTAGE OF INHERITED RUNNERS SCORED**

PCT	IR	IRS	PITCHER
6.3	32	2	Sean Doolittle (2013)
6.5	31	2	Dennis Eckersley (1992)
<b>6.7</b>	<b>30</b>	<b>2</b>	<b>Ryan Buchter (2018)</b>
12.9	31	4	Joe Klink (1990)
13.2	38	5	Fernando Abad (2014)

(since 1974...min. 30 inherited runners)

**OAKLAND:** Did not allow a run over his first four games (4.0 ip), including April 2 against Texas when he struck out a season-high three batters in a season-high 1.2 innings...it was one of three three-strikeout games (June 26 at Detroit, July 15 at San Francisco) and one of two outings longer than 1.0 inning (1.1 ip on July 7 at Cleveland)...allowed four runs over a three-game stretch from April 6 to 11 but had a 1.69 ERA in 13 relief appearances when he was placed on the 10-day disabled list April 27, retroactive to April 26, with a strained left shoulder...now has a 1.93 ERA (7 er in 32.2 ip) in 35 career appearances in April...had a six-game rehab assignment from June 11 to 24, including two games with Single-A Stockton and four with Triple-A Nashville...did not allow a run in 5.1 innings (3 h, 2 bb, 5 so) and was reinstated from the DL June 25...allowed a hit to the only batter he faced that night at Detroit and then walked a season-high two against the Tigers the next day...had a 7.1 inning scoreless streak from June 30 to July 21...allowed an inherited runner to score July 20 against San Francisco...did not allow any of his 22 inherited runners to score after that...yielded nine runs (six earned) on seven hits, including three home runs, and three walks in 4.0 innings (13.50 ERA) over a five-game stretch from July 21 to Aug. 1...that included a career-high tying five runs (two earned) in 0.2 innings July 24 at Texas (also June 29, 2016 vs. Baltimore)...then did not allow a run in 22 of his final 24 appearances beginning Aug. 5...had a 1.15 ERA and .151 opponents batting average over that stretch...had a season-high 7.2 inning scoreless streak from Aug. 5 to Sept. 4...went 3-0 with a 1.80 ERA and a .125 opponents batting average in 14 games in September and stranded all 12 of his inherited runners...was on the A's roster for the Wild Card game at New York but did not pitch.

## CAREER

**2017**—Began the season with San Diego and was 3-3 with a save and a 3.05 ERA in 42 relief appearances when he was traded to Kansas City July 23...went 1-0 with a 2.67 ERA in 29 appearances with the Royals and combined for a 2.89 ERA in a career-high 71 appearances overall...allowed a .187 opponents batting average, including .176 against left-handed hitters compared to .193 against right-handers...yielded a .159 average with runners in scoring position...first batters faced hit .141, which was 17th-best among Major League relievers...allowed 8-of-26 (30.8%) inherited runners to score...posted a 1.53 ERA and .136 opponents batting average in 39 games on the road...combined for a 4.50 ERA and .239 opponents average in 32 games in Petco Park and Kauffman Stadium...surrendered seven of his 10 home runs in his home ballparks...eight were solo shots...yielded a .146 batting average with two strikes...compiled a 2.40 ERA in the fifth through eighth innings, a 6.00 ERA from the ninth inning on...made his third straight Opening Day roster...recorded his lone save of the season in his third appearance on April 8 against San Francisco (1.0 ip, 2 h, 1 r, 1 er, 1 so)...compiled a 1.74 ERA over a 10-game stretch from April 21 to May 12...struck out a season-high three batters in 2.0 innings April 30 at San Francisco, his first of five three-strikeout games...surrendered a season-high four runs in 0.1 innings May 14 at Chicago (AL) but only two runs were earned...did not allow a hit and walked a career-high three batters...then logged a 1.98 ERA over his next 16 games from May 18 to July 1...issued a career-high tying three walks May 29 against Chicago (NL)...did not allow an earned run over his final 19 road games beginning July 20 (16.0 ip, 3 h, 1 r, 6 bb, 10 so, .061 opponents batting average)...was traded to Kansas City July 23 with Trevor Cahill and Brandon Maurer for Matt Strahm, Travis Wood, minor leaguer Esteury Ruiz and cash...his .170 opponents batting average with the Royals ranked 10th in the majors from July 24 through the end of the season (min. 100 BF)...recorded his only win as a Royal Aug. 3 against Seattle...retired the only batter he faced to become the third pitcher in Royals history to record a win on one pitch (Travis Wood, June 10, 2017 at San Diego and Jeremy Affeldt, July 5, 2006 vs. Minnesota)...tossed scoreless relief in 16 of his final 17 outings beginning Aug. 25 (1.15 ERA)...tossed a career-high 2.2 scoreless innings Sept. 8 against Minnesota...had a season-ending 10-game, 7.1-inning scoreless streak beginning Sept. 14...logged a 1.59 ERA and .175 opponents batting average in 13 appearances in September.

**2016**—Struck out a career-high 78 batters in 63.0 innings pitched for an average of 11.14 strikeouts per nine innings...that tied for the 13-best mark among National League relievers...made his second career Opening Day roster and went 1-0 with one save, a 0.77 ERA, 33 strikeouts against 11 walks and a .135 opponents batting average over his first 25 outings of the year through May...overall on the season he allowed a .160 opponents average, which was the second-best mark allowed by any qualifying NL reliever (150 batters faced), behind only Kenley Jansen (.150)...finished fifth among all relievers...had one stint in the minors, being optioned on Aug. 20 to Tri-

ple-A El Paso, before being recalled on Sept. 1 for the remainder of the season...worked scoreless ball in 59 of his 67 outings on the year...held left-handers to a .147 average while right-handers hit just .168 against him...his four home runs allowed were all to right-handers...working primarily in the eighth inning throughout the season he posted a 1.72 ERA with 41 strikeouts against 17 walks and a .134 opponents average with just one home run allowed in the eighth inning of games...was credited with his first big league save May 12 at Milwaukee when he retired the side in order in the ninth inning of the Padres 3-0 win.

**2015**—Split the season between Triple-A Oklahoma City in the Los Angeles Dodgers organization and Triple-A Iowa in the Chicago Cubs organization, going a combined 2-0 with a 1.78 ERA and 62 strikeouts against 25 walks in 43 total relief appearances...began the year with Oklahoma City, posting a 1.65 ERA and 39 strikeouts against 16 walks in 27 relief appearances before being released by the Dodgers on July 21...named a Pacific Coast League Mid-Season All-Star for Oklahoma City...signed with the Cubs as a minor league free agent on July 26 and went 2-0 with a 2.00 ERA and 23 strikeouts against nine walks over 16 relief appearances for Triple-A Iowa...pitched for Tomateros de Culiacan in the Mexican Winter League following the season, going 3-0 with 10 saves in 10 chances along with a 0.72 ERA and 35 strikeouts against 10 walks over 23 relief outings.

**2014**—Played the majority of the season with Triple-A Gwinnett before seeing his first Major League action with the Braves with one relief outing...made his first career Opening Day roster for Atlanta but did not see any action before being optioned back to Gwinnett on April 2...was recalled a second time June 20 and made his ML debut that day at Washington (1.0 ip, 1 bb, 1 so)...entered the game to start the bottom of the 12th and struck out the first batter he faced (Jayson Werth)...then walked the next batter before getting an inning ending double play...was credited with his first win when the Braves scored twice in the top of the 13th...was optioned back to Gwinnett June 25...went 3-3 with a 3.29 ERA and 63 strikeouts against 40 walks over 49 relief appearances at Triple-A.

**2013**—Spent the entire season with Triple-A Gwinnett, going 4-0 with a 2.76 ERA and 103 strikeouts against 51 walks over 51 relief appearances...allowed a .168 opponents batting average, including .124 against left-handers...pitched for Tomateros de Culiacan in the Mexican Winter League following the season, going 1-0 with a 0.69 ERA and 26 strikeouts against eight walks over 12 relief appearances and 13.0 innings.

**2012**—Went a combined 3-3 with a 2.74 ERA and 55 strikeouts against 36 walks over 44 relief appearances between Double-A Mississippi and Triple-A Gwinnett, spending the majority of the year with Mississippi...named a Southern League Midseason All-Star for Mississippi...went 2-0 with a 1.84 ERA in 10 relief appearances with Phoenix in the Arizona Fall League.

**2011**—Began the year in the Chicago Cubs organization before being acquired by the Atlanta Braves on May 26 in exchange for right-handed pitcher Rodrigo Lopez...overall on the season went a combined 6-5 with a 3.52 ERA and 79 strikeouts against 36 walks in 50 relief appearances...converted 15-of-16 (93.8%) save opportunities for Single-A Lynchburg in the Braves organization...tied for fourth in the Carolina League in saves.

**2010**—Named a Southern League Midseason All-Star for Double-A Tennessee, going 7-2 with a 4.65 ERA and 71 strikeouts against 47 walks in 47 games, one start, overall on the season.

**2009**—Spent the entire season with Single-A Peoria in his first year in the Cubs organization, going 3-0 with a 1.33 ERA along with 79 strikeouts against 34 walks over 38 games...named a Midwest League Mid-Season All-Star...acquired by the Cubs prior to the start of the season on November 3, 2008 from the Washington Nationals in exchange for right-handed pitcher Matt Avery.

**2008**—Split the campaign between the Rookie-Level Gulf Coast Nationals and Single-A Hagerstown, going a combined 4-2 with a 2.59 ERA and 25 strikeouts against 14 walks in 17 relief outings.

**2007**—Spent the season with Single-A Vermont, appearing in 20 games total in relief...struck out 34 batters in 31.2 innings.

**2006**—Made his professional debut with the Gulf Coast League Nationals, going 1-1 with a 7.24 ERA and 12 strikeouts against 13 walks in 11 games, one start.

## PERSONAL/MISCELLANEOUS

Ryan James Buchter...graduated from Highland Regional High School (NJ)...attended Gloucester County College (NJ)...originally signed by Nationals' scout Alex Smith.

### LIFETIME PITCHING RECORD

Year	Club	W	L	ERA	G	GS	CG	SHO	SV	IP	H	R	ER	HR	HB	BB	IBB	SO	WP	BK
2006	GCL Nationals	1	1	7.24	11	1	0	0	0	13.2	18	11	11	1	0	13	0	12	2	0
2007	Vermont	1	2	6.82	20	0	0	0	2	31.2	41	29	24	3	6	19	0	34	7	0
2008	GCL Nationals	2	0	0.00	4	0	0	0	0	5.0	1	0	0	0	1	1	0	8	1	0
	Hagerstown	2	2	3.26	13	0	0	0	0	19.1	18	11	7	0	5	13	0	17	6	0
2009	Peoria	3	0	1.33	38	0	0	0	5	61.0	36	18	9	1	4	34	0	79	6	0
2010	Tennessee	7	2	4.65	47	1	0	0	0	60.0	61	37	31	6	11	47	1	71	7	0
2011	Tennessee	3	0	6.55	10	0	0	0	0	11.0	13	11	8	1	0	11	3	13	2	0
	Daytona	1	0	0.00	6	0	0	0	1	10.1	2	0	0	0	0	3	0	17	2	0
	Lynchburg	2	5	3.59	34	0	0	0	15	42.2	36	18	17	3	6	22	0	49	5	0
2012	Mississippi	3	1	1.31	35	0	0	0	4	41.1	24	7	6	1	2	19	1	50	3	0
	Gwinnett	0	2	10.13	9	0	0	0	0	8.0	10	13	9	1	0	17	0	5	2	0
2013	Gwinnett	4	0	2.76	51	0	0	0	5	62.0	36	23	19	5	4	51	2	103	5	0
2014	Gwinnett	3	3	3.29	49	0	0	0	1	63.0	51	23	23	5	2	40	0	63	2	0
	ATLANTA	1	0	0.00	1	0	0	0	0	1.0	0	0	0	0	0	1	0	1	0	0
2015	Oklahoma City	0	0	1.65	27	0	0	0	3	32.2	27	6	6	0	1	16	1	39	2	0
	Iowa	2	0	2.00	16	0	0	0	0	18.0	9	4	4	0	1	9	1	23	1	0
2016	SAN DIEGO	3	0	2.86	67	0	0	0	1	63.0	34	20	20	4	2	31	3	78	3	0
	El Paso	0	0	18.00	1	0	0	0	0	1.0	2	2	2	0	0	1	0	1	0	0
2017	SAN DIEGO	3	3	3.05	42	0	0	0	1	38.1	28	15	13	7	1	18	0	47	0	1
	KANSAS CITY	1	0	2.67	29	0	0	0	0	27.0	16	10	8	3	3	8	1	18	0	0
2018	OAKLAND	6	0	2.75	54	0	0	0	0	39.1	32	17	12	4	0	15	1	41	1	0
	Stockton	0	0	0.00	2	1	0	0	0	2.0	2	0	0	0	0	1	0	2	0	0
	Nashville	1	0	0.00	4	0	0	0	0	3.1	1	0	0	0	0	1	0	3	1	0
<b>AL Totals</b>		<b>7</b>	<b>0</b>	<b>2.71</b>	<b>83</b>	<b>0</b>	<b>0</b>	<b>0</b>	<b>0</b>	<b>66.1</b>	<b>48</b>	<b>27</b>	<b>20</b>	<b>7</b>	<b>3</b>	<b>23</b>	<b>2</b>	<b>59</b>	<b>1</b>	<b>0</b>
<b>NL Totals</b>		<b>7</b>	<b>3</b>	<b>2.90</b>	<b>110</b>	<b>0</b>	<b>0</b>	<b>0</b>	<b>2</b>	<b>102.1</b>	<b>62</b>	<b>35</b>	<b>33</b>	<b>11</b>	<b>3</b>	<b>50</b>	<b>3</b>	<b>126</b>	<b>3</b>	<b>1</b>
<b>ML Totals</b>		<b>14</b>	<b>3</b>	<b>2.83</b>	<b>193</b>	<b>0</b>	<b>0</b>	<b>0</b>	<b>2</b>	<b>168.2</b>	<b>110</b>	<b>62</b>	<b>53</b>	<b>18</b>	<b>6</b>	<b>73</b>	<b>5</b>	<b>185</b>	<b>4</b>	<b>1</b>

### CAREER TRANSACTIONS

**2005** — Selected by the Washington Nationals organization in the 33rd round of the First-Year Player Draft.  
**2008** — Traded to the Chicago Cubs for pitcher Matt Avery, November 3. **2011** — Traded to the Atlanta Braves for pitcher Rodrigo Lopez, May 26. **2014** — Elected free agency, November 3. **2015** — Signed by the Los Angeles Dodgers to a minor league contract, January 22. Released, July 21; signed by the Chicago Cubs to a minor league contract, July 26. Elected free agency, November 6; signed by the San Diego Padres to a minor league contract, December 8. **2017** — Traded with pitchers Trevor Cahill and Brandon Maurer to the Kansas City Royals for pitchers Matt Strahm and Travis Woods, minor league infielder Esteyru Ruiz and cash, July 24. **2018** — Traded to the Oakland Athletics with designated hitter Brandon Moss and cash for pitchers Jesse Hahn and Heath Filmyer, January 29. On the disabled list, April 26 to June 24; included rehabilitation assignments to Stockton, June 11 to 14, and Nashville, June 15 to 24.


### WILD CARD RECORD

Year	Club/Opp.	W	L	ERA	G	GS	CG	SHO	SV	IP	H	R	ER	HR	HB	BB	IBB	SO	WP	BK
2018	OAK vs. NYY																			

(On roster – did not pitch)

### BUCHTER'S CAREER BESTS

**Low Hit Complete Game:** None  
**Innings Pitched:** 2.2, September 8, 2017 vs. Minnesota  
**Strikeouts:** 4 (twice), last: May 2, 2016 vs. Colorado  
**Pitches:** 38, April 24, 2016 vs. St. Louis  
**Longest Winning Streak:** 7, August 3, 2017 to present  
**Longest Losing Streak:** 1 (three times), last: June 16, 2017  
**Longest Scoreless Streak:** 18.1, April 12 to May 21, 2016

**INFIELDER****Height/Weight:** 6-3 / 215**Bats/Throws:** Right / Right**Birthdate:** April 9, 1987**Opening Day Age:** 31**Birthplace/Resides:** Norwich, Connecticut / Colchester, Connecticut**Major League Service:** 2 years, 24 days**Obtained:** Signed to a minor league contract, November 13, 2018**Contract Status:** First year of a one-year contract through 2019**NON-ROSTER INVITEE****CAREER HIGHLIGHTS**

Spent three seasons in the majors with the New York Mets from 2014-16 and is a .221 (97-for-438) hitter with seven home runs and 44 RBI in 196 games...has a .292 (864-for-2958) average with 61 home runs and 445 RBI in 872 games over 10 seasons in the minors...has walked 436 times for a .390 on-base percentage...was originally selected by New York (NL) in the 8th round of the 2008 draft and spent the first nine seasons of his professional career with the Mets...played for Hanshin in Japan in 2017 before returning to the United States in the Marlins farm system last year.

**2018 HIGHLIGHTS**

Spent the entire season at Triple-A New Orleans in the Miami organization before a biceps injury ended his season in early August...batted .313 with six home runs and 68 RBI in 95 games...added 58 walks and was hit by a pitch nine times for a .420 on-base percentage...his on-base percentage ranked second in the Pacific Coast League and was sixth best among all full season minor leaguers...also ranked ninth in the PCL in batting and walks...his RBI were his most as a minor leaguer...was named to the PCL Midseason All-Star Team...hit .333 (19-for-57) against left-handed pitchers compared to 309 (83-for-269) against right-handers...had a .343 batting average with runners in scoring position...hit all six of home runs with runners on base...went 4-for-7 (.571) with a walk with the bases loaded...batted .339 with a .413 on-base percentage when leading off an inning...also hit .329 at home, .328 at night, .335 as a second baseman and .375 in the eighth inning or later...appeared in 58 games at second base, 24 at third base, eight at first base, two at shortstop, two in left field and one in right field...committed four errors as a second baseman for a .984 fielding percentage and two as a third baseman for a .963 fielding percentage...also made one error in left field...went 3-for-5 (.600) in one game as the designated hitter and was 0-for-1 with a walk and a RBI as a pinch hitter...hit in every spot in the batting order...saw his most extensive action from the three spot where he hit .338 in 64 games.

**NEW ORLEANS:** Got off to a slow start as he hit .179 over his first 12 games through April 25... then reached base safely in 23 consecutive games from April 26 to May 21...hit .440 with a .520 on-base percentage during the streak, which boosted his batting average to .358 and his on-base percentage to .450...had a season-best 11-game hitting streak from April 28 to May 8...was 22-for-45 (.489) with 11 runs, 10 RBI and seven multiple hit games over that span...had his first of two four-hit games May 7 at Omaha and then drove in a season-high four runs the next day at Round Rock...went 3-for-30 (.100) over a nine-game stretch from May 22 to June 3...batted .360 with a .454 on-base percentage in May...ranked fourth in the PCL in on-base percentage and fifth in batting...then hit .360 with a .473 on-base percentage in June...ranked second in RBI (26) and walks (20), fourth in on-base percentage, sixth in OPS (1.031) and eighth in batting...went 12-for-23 (.522) over a six-game stretch from June 6 to 11...matched his season-high with four hits and four RBI June 6 at Las Vegas and fell a home run short of the cycle...was hitting .332 through games of July 7 but then went 20-for-79 (.253) over his final 23 games to finish the year at .313... started at second base for the PCL in the Triple-A Star Game July 11 at Columbus and went 0-for-2 with a walk and a run scored...matched his season-high with four RBI Aug. 4 at Albuquerque... was placed on the disabled list Aug. 8 with a strained left bicep and missed the remainder of the season.

## CAREER

**2017**—Played in 21 games for Hanshin in Japan and batted .191 with a home run and five RBI... added seven walks for a .286 on-base percentage...played in seven games at third base and five at first base.

**2016**—Was on the Opening Day roster for New York (NL) and batted .173 with a home run and nine RBI in 40 games over four stints with the Mets...hit .212 against left-handed pitchers compared to .143 against right-handers...batted .296 during the day, .104 at night...his average improved to .227 with runners in scoring position, including .300 with RISP and two outs...had a .109 average over the first six innings, a .276 average in the seventh inning or later...appeared in 21 games at first base, seven at third base, two in left field and one at second base...went 4-for-11 (.364) with four walks and four RBI as a pinch hitter and is a .308 (16-for-52) career hitter in the pinch with 14 walks (1 hbp, 2 sf, .449 on-base percentage), four doubles and 12 RBI...went 0-for-3 over his first two games before he was optioned to Las Vegas April 12...recalled on April 16 and hit .160 in 27 games during his second stint...matched his career high with three RBI May 24 at Washington...was optioned May 31 but returned to the Mets June 7 as the 26th man for a doubleheader at Pittsburgh...did not play in the game and was optioned back to Las Vegas following the game...was recalled for the final time Sept. 6 and went 3-for-12 (.250) with four RBI in 10 games in September...was on the Mets roster for the Wild Card Game against San Francisco on Oct. 5 and struck out as a pinch hitter in the eighth inning in a 3-0 loss...spent the balance of the season with Triple-A Las Vegas where he hit .301 with seven home runs and 47 RBI in 83 games...added 41 walks for a .390 on-base percentage...hit .320 against right-handed pitching compared to .265 against left-handers...batted .348 with runners in scoring position...had a .415 batting average and .513 on-base percentage when leading off an inning...played in 44 games at first base, 17 at third base, 16 in left field, four in right field and two at second base...saw his most action with 39 games batting third, where he hit .301...had a 12-game hitting streak from July 9 to 26 (16-for-45, .356)...hit .317 over his final 33 games.

**2015**—Had three stints with the Mets...began the season with Triple-A Las Vegas of the Pacific Coast League before being recalled for the first time on April 15...was optioned back to the 51s on May 5...recalled by New York on May 16...optioned back to Vegas on August 10...recalled for the final time on Sept. 1...recorded an RBI in three consecutive games for the first time in his career from April 16-18...hit .286 after the All-Star break...went 4-for-13 (.308) as a pinch-hitter...tied his career high with three hits on Sept. 27 at Cincinnati...it was the third time he accomplished the feat...scored a career-high three runs and walked a career-high three times on June 28 vs. Cincinnati...became the second Met to score three runs without recording an at bat...it was also done by Mookie Wilson on July 17, 1986 at Houston...put down a squeeze bunt in the top of the 18th inning on July 19 at St. Louis to score Curtis Granderson from third and give the Mets a two-run lead...the Mets won the game, 3-1...gave the Mets a lead with a two-run pinch-hit single in the seventh inning on July 21 at Washington...flipped a 2-1 deficit to a 3-2 Mets lead...on Aug. 4 at Miami delivered a pinch-hit RBI single with two outs in the eighth that proved to be the difference in a 5-1 win...swiped a career-best two bases on June 7 at Arizona...was leading the Pacific Coast League in batting average, on-base percentage and slugging percentage when he was recalled on April 15.

**2014**—Made his Major League debut on May 10 after the Mets selected his contract from Triple-A Las Vegas of the Pacific Coast League earlier that day...remained with the Mets for the rest of the season...collected his first hit on May 11 vs. Philadelphia off Cole Hamels...hit .500 (6-for-12) through his first six games, tying Mike Vail (10-for-20 in 1975) and Daniel Murphy (9-for-18 in 2008) for the highest mark through six major league games in franchise history (min. 10 at-bats)...had six RBI through his first eight games, which tied for the sixth most in franchise history through a player's first eight games...had his first career home run on May 21 vs. Los Angeles (NL) off Hyun-Jin Ryu...had a season-best 10-game hitting streak from June 27 to July 13 (16-for-37, .432)...stole home on Aug. 29 vs. Philadelphia, becoming the first Mets player to do so since Jason Pridie in 2011...started games at first base (14), third base (13), left field (6), right field (2), second base (1) and designated hitter (1)...also appeared in two games at shortstop.

**2013**—Hit .357 after the All-Star Break for Triple-A Las Vegas of the Pacific Coast League...in May, fashioned a .352 average...in 24 July contests, he compiled a .321 mark and then batted .355 in 31 games in August...batted .339 vs. left-handed pitching and .302 vs. right-handers...saw action at first base, third base, left field and right field...batted .368 with runners in scoring position and .350 with runners on and two outs...had 32 multiple hit games on the year: 22 with two hits and 10 with three hits...knocked in four runs twice; May 1 at Reno and June 19 at Tucson...put together four multiple hit games in a row from June 13-June 16 (9-for-13, .692).

**2012**—Spent the entire season at Double-A Binghamton for the second consecutive season and batted .297 with nine home runs and 50 RBI in 115 games...was named to the Eastern League Midseason All-Star team and was named the All-Star Game Top Star...ranked fifth in the league in on-base percentage (.391) and 10th in batting...hit .356 against left-handed pitchers, .337 during the day and .312 on the road...appeared in 56 games at first base, 45 in left field and one at third base...had two home runs and five RBI June 9 at Trenton.

**2011**—Hit .247 with four home runs and 46 RBI in 126 games with Double-A Binghamton...had a .311 average after the All-Star Break...appeared in 56 games at third base, 43 at first base, 13 in left field and 12 in right field...hit .377 in 24 games in August.

**2010**—Batted a combined .306 with 10 home runs and 51 RBI in 99 games with St. Lucie, Binghamton and the GCL Mets...was selected the Florida State League Player of the Week for the week ending May 10.

**2009**—Started the year at Single-A Savannah where he hit .248 with five home runs and 47 RBI in 95 games...also went 6-for-22 (.273) in seven games with Single-A St. Lucie

**2008**—Made his professional debut with Brooklyn of the New York-Penn League and hit .260 with four home runs and 28 RBI in 66 games.

## PERSONAL/MISCELLANEOUS

Eric Singleton Campbell was originally signed by Mets scout Art Pontarelli...graduated from Norwich (CT) Free Academy and was a member of the state champion baseball team in 2003...attended Boston College where he was co-captain on the baseball team...was named to the All-ACC second-team as a sophomore in 2007...was teammates with Pete Fratus and one of the driving forces behind the ALS Ice Bucket Challenge in 2014.

### LIFETIME PLAYING RECORD

Year	Club	AVG.	G	AB	R	H	2B	3B	HR	RBI	SH	SF	HP	BB	SO	SB	CS	SLG	OBP	E
2008	Brooklyn	.260	66	215	27	56	9	0	4	28	4	2	6	28	41	1	2	.358	.359	6
2009	Savannah	.248	95	339	42	84	23	0	5	47	0	3	5	48	57	6	4	.360	.347	5
	St. Lucie	.273	7	22	5	6	2	0	0	0	0	0	1	5	1	0	0	.364	.429	1
2010	St. Lucie	.335	46	170	37	57	14	1	4	20	1	1	3	21	22	2	5	.500	.415	4
	Binghamton	.279	50	179	26	50	11	0	6	30	4	2	2	12	32	1	0	.441	.328	6
	GCL Mets	.273	3	11	1	3	1	0	0	1	0	0	0	1	1	1	0	.364	.273	0
2011	Binghamton	.247	126	405	46	100	23	2	4	46	2	3	8	54	75	6	2	.343	.345	20
2012	Binghamton	.297	115	394	53	117	25	2	9	50	2	5	6	58	76	10	5	.439	.391	2
2013	Las Vegas	.314	120	341	61	107	25	3	8	66	4	4	10	66	60	12	4	.475	.435	7
2014	Las Vegas	.355	33	141	39	50	15	0	3	24	0	0	2	20	20	3	1	.525	.442	4
	NEW YORK (NL)	.263	85	190	16	50	9	0	3	16	0	3	1	17	55	3	0	.358	.322	2
2015	Las Vegas	.363	33	113	28	41	9	1	5	18	0	0	4	25	20	7	2	.593	.493	4
	NEW YORK (NL)	.197	71	173	28	34	8	0	3	19	1	2	4	26	37	5	3	.295	.312	8
2016	NEW YORK (NL)	.173	40	75	9	13	1	0	1	9	0	1	2	10	24	1	0	.227	.284	1
	Las Vegas	.301	83	302	63	91	15	4	7	47	0	5	6	41	55	7	3	.447	.390	8
2017	Hanshin (Japan)	.191	21	47	5	9	2	0	1	5	0	0	0	7	17	0	0	.298	.296	3
2018	New Orleans	.313	95	326	54	102	21	2	6	68	0	9	9	58	61	8	4	.445	.420	7
	ML Totals	.221	196	438	53	97	18	0	7	44	1	6	7	53	116	9	3	.311	.312	11

## CAREER TRANSACTIONS

**2008** — Selected by the New York Mets organization in the 8th round of the First-Year Player Draft. **2016** — Elected free agency, November 7. **2018** — Signed by the Miami Marlins to a minor league contract, February 1. Elected free agency, November 2; signed by the Oakland Athletics to a minor league contract, November 13.

## WILD CARD RECORD

Year	Club/Opp.	AVG.	G	AB	R	H	2B	3B	HR	RBI	SH	SF	HP	BB	SO	SB	CS	SLG	OBP	E
2016	NY vs. SF	.000	1	1	0	0	0	0	0	0	0	0	0	0	1	0	0	.000	.000	0

## CAMPBELL'S CAREER BESTS

**Hits:** 3 (three times), last: September 27, 2015 at Cincinnati  
**Home Runs:** 1 (seven times), last: May 24, 2016 at Washington  
**Runs Batted In:** 3 (twice), last: May 24, 2016 at Washington  
**Stolen Bases:** 2, June 7, 2015 at Arizona  
**Hitting Streak:** 10, June 27 to July 13, 2014  
**Hitless Streak (At Bats):** 28, May 18 to June 5, 2015  
**Game Ending RBI:** None  
**Grand Slams:** None  
**Pinch-Hit Home Runs:** None  
**Inside-The-Park Home Runs:** None  
**Lead Off Home Runs:** None





**OUTFIELDER/FIRST BASEMAN**

**Height/Weight:** 6-2 / 212      **Bats/Throws:** Right / Right  
**Birthdate:** February 15, 1989      **Opening Day Age:** 30  
**Birthplace/Resides:** San Jose, California / Scottsdale, Arizona  
**Major League Service:** 3 years, 92 days  
**Obtained:** Acquired from Colorado for Austin House and cash, December 11, 2014  
**Contract Status:** First year of a one-year contract through 2019

**CAREER HIGHLIGHTS**

Was acquired by the A's December 11, 2014 from the Rockies, who selected him from the Marlins organization in the Rule 5 draft earlier that day, and is a .239 career hitter with 41 home runs and 142 RBI in 319 games over four seasons with the A's...has played 227 games in the outfield (132 in left field, 81 in center field, 38 in right field), 98 at first base and four at third base...hit a career-high 17 home runs in 2018...split the 2017 season between Oakland and Triple-A Nashville, his first minor league action since 2014...missed most of the 2016 season following May 24 hip surgery...led American League rookies and ranked fourth among Major League rookies with 70 RBI in 2015.

**2018 HIGHLIGHTS**

Started games at five different positions for the A's and batted .249 with a career-high 17 home runs and 52 RBI in 122 games... also had career bests in on-base percentage (.328), slugging percentage (.449), OPS (.778), walks (34) and hit by pitches (10) and matched his best in doubles (22)...hit .282 (42-for-149) with 13 of his 17 home runs against left-handed pitchers compared to .227 (49-for-216) against right-handers...tied for second in the American League in home runs against lefties...slugged .604 against lefties, .343 against righties...hit .291 or better in four months (.308 in April, .299 in June, .291 in July, .303 in September) and .183 or lower in the other two (.183 in May, .135 in August)...was batting .261 with 12 home runs and 38 RBI in 75 games before the All-Star Break...then hit .225 with five home runs and 14 RBI in 47 games after the break...batted .268 with runners in scoring position but that increased to .375 with RISP and two outs...12 of his 17 home runs were solo shots...had a .289 batting average on the road, .202 at home...started games at all three outfield positions (53 in center field, 28 in left field, eight in right field) and also made nine starts at first base and two at designated hitter... did not commit an error in 108 games and 202 total chances overall in the outfield and was one of five qualifying outfielders in the majors to go errorless...the total chances were third most in Oakland history among outfielders with no errors in a season (Javier, 335 in 1995; Crisp, 309 in 2013)...now has a 139-game errorless streak as an outfielder dating back to his last error on June 1, 2017...that is the sixth longest errorless streak by an outfielder in Oakland history...had just one assist in 821.0 innings and his average of 0.01 assists per nine innings was second lowest in Oakland history among outfielders (Crisp, 0 in 900.2 innings in 2014)...hit 11 home runs in 62 games as a center fielder, six home runs in his other 60 games...was 6-for-14 (.429) with a double, two home runs, five RBI and two walks as a pinch hitter...tied for second among AL pinch hitters in hits and home runs, tied for third in RBI and tied for fourth in extra base hits (3)...was just 2-for-24 (.083) in his career in the pinch entering the season...started games in every spot in the batting order except leadoff...made a team-leading 34 starts batting seventh.

**LONGEST ERRORLESS STREAKS BY AN OAKLAND OUTFIELDER**

- 209 Ryan Sweeney, August 17, 2009 to September 14, 2011
- 165 Jermaine Dye, September 25, 2002-August 6, 2004
- 162 Travis Buck, April 2, 2007 to August 21, 2010
- 162 Stan Javier, June 26, 1994-October 1, 1995
- 145 Coco Crisp, August 23, 2012-April 13, 2014
- 139 Mark Canha, June 2, 2017 to present**
- 126 Johnny Damon, May 4, 2001 to October 7, 2001
- 120 Dave Henderson, May 16, 1991 to September 29, 1992
- 117 Coco Crisp, August 15, 2014 to June 21, 2016
- 116 Coco Crisp, April 26, 2011 to April 6, 2012

**OAKLAND:** Began the season at Triple-A Nashville and was 2-for-8 (.250) with a home run and RBI in two games when he was recalled by Oakland April 8...spent the remainder of the season with the A's...went 3-for-12 (.250) over his first four games but then hit safely in each of his next eight contests from April 16-24 (11-for-29, .379), which was the longest hitting streak of his career at the time...finished April with a .308 batting average, four home runs and 11 RBI in 15 games...then hit .183 in 25 games in May...hit his fifth home run of the season May 2 at Seattle, giving him a .339 batting average and 13 RBI over his first 17 games...then had a .183 average with two home runs and eight RBI over his next 35 games from May 3 to June 16...had a career-high 11-game hitting streak from June 17 to July 3...went 13-for-39 (.333) with four home runs and 11 RBI during the streak...that began a 23-game stretch leading into the All-Star Break where he hit .312 with five home runs and 17 RBI in 23 games...batted .299 in June and .291 in July...hit his first career pinch home run July 14 at San Francisco, a two-run go-ahead home run in the seventh inning of the A's 4-3 win...added his second Sept. 21 against Minnesota a two-run game tying shot in the bottom of the sixth...stole home for the second time in his career July 31 against Toronto (Aug. 5, 2017 at Los Angeles-AL)...has two stolen bases over his last 168 games dating back to May 17, 2017 and both are steals of home...is the only Athletic with multiple steals of home over the last 25 years...went 8-for-62 (.129) over a 24-game stretch from Aug. 3 to Sept. 14...hit .135 with two doubles and no RBI in 18 games in August...had 57 plate appearances, which are the most by an Athletic in the month of August with no RBI since Eddie Joost in 1948 (62 PA)...then hit .303 with three doubles, three home runs and 10 RBI in 18 games in September...started just five of the A's final 22 games beginning Sept. 5 but went 8-for-25 (.320) with three doubles, a home run and six RBI in 15 games total over that span...including 3-for-6 (.500) with a hit by pitch, double, home run and three RBI as a pinch hitter...had a pinch hit single to lead off the eighth inning Sept. 28 at Los Angeles (AL) for the 70,000th hit in Oakland history...pinch hit in the ninth inning of the Wild Card game at New York on Oct. 3 and struck out.

## CAREER

**2017**—Split his season between Oakland and Triple-A Nashville...hit .208 with five home runs and 14 RBI in 57 games over four stints with the A's in his third season in the majors...also batted .283 with 12 home runs and 50 RBI in 75 games with the Sounds...had 36 hits with Oakland, 19 of which were for extra bases (52.8%)...struck out 56 times and had just seven walks for a strikeout-to-walk ratio of 8.0...that was the third highest mark in Oakland history among players with 150 or more plate appearances (Picciolo, 31.5 in 1980 and 15.0 in 1979)...batted .191 in 29 games over two stints before the All-Star Break (Opening Day-April 14 and May 9-June 8), .226 in 28 games over two stints after the break (Aug. 2-10 and Aug. 25-present)...had a .212 batting average and four of his five home runs against right-handed pitchers, .203 against left-handers...hit .125 with runners in scoring position...started games at four different positions (16 in center field, 16 in right field, 12 in left field, two at designated hitter)...committed five errors in 53 games as an outfielder and his .953 fielding percentage was the worst among Major League outfielders with 50 or more games...went 1-for-8 (.125) as a pinch hitter...was on the A's Opening Day roster and went 0-for-9 over his first three games before doubling in the sixth inning April 9 at Texas...it was his first hit since April 25, 2016 at Detroit and it snapped a career-high 0-for-25 streak...was 2-for-19 (.105) in six games when he was optioned to Nashville April 15...was recalled May 9 and hit .214 with three home runs and seven RBI in 23 games during his second stint that ran through June 8...went 10-for-21 (.476) over his first seven games...hit his first career walk-off home run May 19 against Boston and it was his second game-ending RBI (double, Aug. 2, 2015 vs. Cleveland)...also doubled and tripled for the first three extra-base hit game of his career...went 0-for-4 with a career-high tying four strikeouts June 1 at Cleveland (also April 24, 2016 at Toronto)...was optioned to Nashville June 9...was recalled a third time Aug. 2 and went 5-for-16 (.313) in five games before he was optioned to Nashville Aug. 11...stole home Aug. 5 at Los Angeles (AL) to become the first A's player to steal home since Carlos Gonzalez on June 22, 2008 against Florida...was recalled again by Oakland Aug. 25 and spent the rest of the season with the A's, hitting .206 over his final 23 games...tied an Oakland record when he was hit by a pitch twice Sept. 16 at Philadelphia...hit his second walk-off home run of the season in the A's final home game Sept. 27 against Seattle...it marks the 12th time in Oakland history and the 13th time in Athletics history a player had two or more walk-off home runs in a season...had successful arthroscopic surgery to remove a cyst from his right wrist following the season...the surgery was performed by Dr. Steven Shin at the Kerlan-Jobe Clinic in Los Angeles on Nov. 7...his

75 games with Nashville marked his first minor league action since 2014...hit .298 with 11 of his 12 home runs against right-handed pitching compared to .213 against left-handers...had a .948 OPS against righties, .679 against lefties...batted .238 before the break, .360 after the break...had a .388 batting average with runners in scoring position...went 3-for-4 with a grand slam and nine RBI with the bases loaded...hit .304 with a .400 on-base percentage when leading off an inning...appeared in 61 games in right field, eight in center field, four at designated hitter and three in left field...committed one error in 71 games overall in the outfield for a .993 fielding percentage...hit in every spot in the batting order except first and ninth...hit safely in 10 of his first 11 games with Nashville following his April 15 option (.302)...reached base safely in 22 consecutive games from April 22 to June 17...hit just .213 over that stretch but had a .371 on-base percentage...homed in three straight games April 24-28...hit .362 over an 18-game stretch from June 26 to July 15...had a season-best eight-game hitting streak from July 24 to Aug. 1...went 13-for-30 (.433) with three home runs and 11 RBI during the streak...that included a 5-for-5 performance against Las Vegas July 25 when he doubled, homered twice and drove in four runs...added his second four-RBI game of the season July 30 against Salt Lake when he connected for a grand slam in the first inning...batted .330 with five home runs and 24 RBI in 26 games in July...was called up by the A's again Aug. 2 but returned to Nashville Aug. 12 and hit .375 in nine games before returning to Oakland for good Aug. 25...had four hits, including a pair of doubles, Aug. 17 at Memphis.

**2016**—Missed nearly the entire season after undergoing surgery on his left hip...appeared in just 16 games and batted .122 with six RBI...collected five hits but three of those were home runs...struck out 20 times in 44 plate appearances...started nine games at five different positions (three at first base, two in right field, two in left field, one at third base, one at designated hitter)...hit .160 on the road, .063 in Oakland...batted .167 at night, .059 during the day...made his first career Opening Day start on April 4 against Chicago (AL) and went 0-for-3...homed in back-to-back games April 21 at New York and April 23 at Toronto...struck out four times in a game for the first time in his career in an 0-for-4 performance at Toronto April 24...was in a 0-for-14 slump when he was placed on the 15-day disabled list May 10 (retroactive to May 9) with a back strain...had surgery on May 24 at the Steadman Clinic in Vail, Col...the surgery was performed by Dr. Marc Philippon, who took down the CAM and pincer lesion that were causing the hip impingement and also performed a labral repair to Canha's left hip...was transferred to the 60-day DL June 11.

**2015**—Was selected by Colorado in the Rule 5 draft prior to the season and traded to the A's...spent the entire season with Oakland, batting .254 with 16 home runs and 70 RBI in 124 games...led American League rookies and ranked fourth among Major League rookies in RBI...his 70 RBI were eighth most in Oakland history by a rookie...also tied for second among AL rookies in doubles (22), ranked third in runs (61) and extra base hits (41), tied for third in home runs, fourth in hits (112), tied for fourth in total bases (188), fifth in walks (33) and tied for fifth in multiple hit games (28)...batted .271 with 13 of his 16 home runs against right-handed pitching compared to .221 against left-handers...slugged .486 against righties, .309 against lefties...had a .227 batting average, eight home runs and 35 RBI over his first 77 games through Aug. 7...then hit .289 with eight home runs and 35 RBI over his final 47 contests...hit 10 of his 16 home runs in the sixth inning or later...started 57 games at first base, a team-leading 48 in left field and one in right field...also appeared in one game at third base...did not have an assist in 61 games overall in the outfield, which were the fourth most games played in Athletics history by an outfielder with no assists...had two errors as an outfielder (.982 fielding percentage) and four as a first baseman (.993)...hit .297 as a first baseman, .217 as an outfielder...went 0-for-11 with six strikeouts and a RBI as a pinch hitter...the 11 at bats tied for fifth most among hitless pinch hitters in Oakland history...made a team-leading 57 starts batting second in the order...began his career by hitting safely in each of his first six games, going 11-for-30 (.367) with seven RBI...the six-game hitting streak was third longest in Oakland history by a player to start his career...went 3-for-5 with two doubles and four RBI in his Major League debut April 8 against Texas...the RBI were second most by an Athletic in his debut since the RBI became an official stat in 1920 (5, Ben Grieve on Sept. 3, 1997 vs. San Francisco)...became the third Major Leaguer with at least three hits, two doubles and four RBI in their debuts (Grieve and Ted Kazanski, PHI on June 25, 1953 vs. Chicago)...became the third Oakland Athletic with three hits in his debut (Grieve and Mike Rouse on June 9, 2006 vs. New York-AL) and the third with two or more doubles (Grieve 3 in 1997, Carlos Gonzalez 2 on May 30, 2008 vs. Texas)...had a three-run double off Ross Detwiler in the third inning for his first hit...

hit his first big league home run April 10 against Seattle in the second inning off Taijuan Walker... had his first career walk-off RBI Aug. 2 against Cleveland, a two-out double in the bottom of the 10th inning...batted .407 over a 15-game stretch from Aug. 5 to 24...that included his first career four-hit game Aug. 18 against Los Angeles (NL)...matched his career high with four RBI Aug. 23 against Tampa Bay and did it again Aug. 31 against Los Angeles (AL)...finished August with a .309 batting average, 10 doubles and 21 RBI in 25 games, all the best single-month marks of his career...the doubles tied for third in the AL in August and the RBI were the most by an A's rookie in any month since Nick Swisher had 21 in July, 2005...went 3-for-3 with two walks and a hit by pitch Sept. 15 at Chicago (AL) and the six times on base tied the Oakland record for most times on base (H+BB+HBP) in a nine-inning games (seventh time, last: Jack Cust, May 1, 2008 vs. Los Angeles-AL)...is the first Athletic since at least 1914 with at least three hits, two walks and one hit by pitch in a game...is just the 29th Major Leaguer to do it over that stretch (16th in a nine-inning game).

**2014**—Spent the entire season at Triple-A New Orleans where he batted .303 with 20 home runs and 82 RBI in 127 games...added 57 walks for a .384 on-base percentage...ranked sixth in the Pacific Coast League in runs (83), eighth in on-base percentage, ninth in hits (141) and RBI and 10th in total bases (235)...ranked second in the Marlins farm system in home runs, fourth in RBI and seventh in batting...hit .311 against right-handed pitching and .331 with runners in scoring position...appeared in 61 games in left field, 40 at first base and 18 at third base...committed two errors as an outfielder (.983 fielding percentage), two as a first baseman (.994) and three as a third baseman (.909)...had his lone two-homer game of the season May 5 at Round Rock...reached base safely in 30 consecutive games from June 17 to July 21, which tied for the third longest reaching base streak in the PCL in 2014...hit .393 with a .481 on-base percentage during the streak...finished June with a .384 batting average and a .457 on-base percentage in 27 games...then hit .337 with a .421 on-base percentage in 26 games in July...hit .100 with a home run and seven RBI in 17 games for Cibaenas in the Dominican Winter League following the season.

**2013**—Batted .273 with 13 home runs and 58 RBI in 128 games for Double-A Jacksonville...ranked third in the Southern League in doubles (32), sixth in on-base percentage (.371) and extra base hits (47) and 10th in total bases (191)...batted .313 against left-handed pitching, .259 against right-handers...hit .342 after the All-Star Break and .322 on the road...appeared in 111 games at first base and 12 in left field...hit in every spot in the batting order except leadoff...went 19-for-33 (.576) with eight runs scored, five doubles, three home runs (1.000 slugging percentage), 12 RBI, three walks and a hit by pitch (.622 on-base percentage) during a season-high nine-game hitting streak from July 20 to 29...that included a 5-for-6 performance July 21 at Tennessee...hit .370 with four home runs and 17 RBI in July, his best monthly figures in 2013.

**2012**—Spent the entire season at Single-A Jupiter where he batted .293 with six home runs and 68 RBI in 114 games...tied for the Florida State League lead in sacrifice flies (8), ranked fourth in on-base percentage (.382), eighth in batting, tied for eighth in RBI and tied for 10th in walks (54)...batted .333 with runners in scoring position, .331 against left-handed pitching and .310 on the road...appeared in 90 games at first base, 11 at third base and one at catcher...was on the disabled list from May 2 to 16 with a sprained left thumb...hit .348 in 13 games in May...started at catcher in the second game of a July 16 doubleheader against Tampa...batted .315 over a 31-game stretch from July 17 to Aug. 19...had a .176 (6-for-34) batting average and four RBI in eight postseason games.

**2011**—Batted .276 in his first full season at Single-A Greensboro...ranked second in the South Atlantic League in home runs (25) and slugging (.529), sixth in RBI (85) and 10th in on-base percentage (.374)...led the Marlins farm system in RBI and ranked second in home runs...appeared exclusively at first base on defense (95 games)...batted .417 in 13 games in April...had 11 home runs and 25 RBI over a 27-game stretch from May 5 to June 17...was on the disabled list from May 10 to 24 with a sprained left wrist...had a season-high seven RBI at Hagerstown June 7...batted .327 with seven home runs and 26 RBI in 28 games in August...went 8-for-31 (.258) with a double, five walks and eight RBI in seven postseason games to help Greensboro to the SAL Championship.

**2010**—Began his professional career with the Marlins affiliate in the Gulf Coast Rookie League before he was transferred to Short Season Single-A Jamestown Aug. 21...combined for a .243 batting average with four home runs and 10 RBI in 20 games...went 1-for-3 in his debut Aug. 15 at the Mets GCL club...hit his first professional home run in his New York-Penn League debut Aug. 22 in the second game of a doubleheader against Auburn.

## PERSONAL/MISCELLANEOUS

Mark David Canha was originally signed by Marlins scout John Hughes...is married, Marci...is an avid foodie and regularly documents his food experiences on Instagram @bingleaguefoodie...supports the A's Fitness Sluggers program to promote healthy living and eating...graduated from Belarmine College Prep where he earned 2007 West Coast Athletic League MVP honors...attended the University of California, Berkeley where he was a two-time All Pac-10 selection...hit .333 with 22 home runs and 118 RBI in his Cal career.

## LIFETIME PLAYING RECORD

Year	Club	AVG.	G	AB	R	H	2B	3B	HR	RBI	SH	SF	HP	BB	SO	SB	CS	SLG	OBP	E
2010	GCL Marlins	.176	6	17	3	3	0	0	0	1	0	1	1	2	1	1	1	.176	.286	0
	Jamestown	.264	14	53	7	14	3	1	4	9	0	0	0	6	13	0	0	.585	.339	2
2011	Greensboro	.276	107	384	72	106	22	0	25	85	0	7	5	59	85	7	3	.529	.374	5
2012	Jupiter	.293	114	406	65	119	24	3	6	68	1	8	9	54	75	1	3	.411	.382	10
2013	Jacksonville	.273	128	425	63	116	32	2	13	58	5	5	15	54	102	6	1	.449	.371	9
2014	New Orleans	.303	127	465	83	141	28	3	20	82	0	7	8	57	112	3	1	.505	.384	7
2015	OAKLAND	.254	124	441	61	112	22	3	16	70	0	3	8	33	96	7	2	.426	.315	6
2016	OAKLAND	.122	16	41	4	5	0	0	3	6	1	1	1	0	20	0	1	.341	.140	1
2017	OAKLAND	.208	57	173	16	36	13	1	5	14	0	1	6	7	56	2	0	.382	.262	5
	Nashville	.283	75	272	52	77	25	3	12	50	1	3	7	34	62	4	0	.529	.373	1
2018	Nashville	.250	2	8	1	2	1	0	1	1	0	0	0	1	1	0	0	.750	.333	0
	OAKLAND	.249	122	365	60	91	22	0	17	52	0	2	10	34	88	1	2	.449	.328	0
<b>ML Totals</b>		<b>.239</b>	<b>319</b>	<b>1020</b>	<b>141</b>	<b>244</b>	<b>57</b>	<b>4</b>	<b>41</b>	<b>142</b>	<b>1</b>	<b>7</b>	<b>25</b>	<b>74</b>	<b>260</b>	<b>10</b>	<b>5</b>	<b>.424</b>	<b>.305</b>	<b>12</b>

## CAREER TRANSACTIONS

**2010** — Selected by the Florida Marlins organization in the 7th round of the First-Year Player Draft. **2014** — Selected by the Colorado Rockies in the Rule 5 draft, December 11. Traded to the Oakland Athletics for minor league pitcher Austin House and cash considerations, December 11. **2016** — On the disabled list, May 9 to October 6.

## WILD CARD RECORD

Year	Club/Opp.	AVG.	G	AB	R	H	2B	3B	HR	RBI	SH	SF	HP	BB	SO	SB	CS	SLG	OBP	E
2018	OAK vs. NYY	.000	1	1	0	0	0	0	0	0	0	0	0	0	1	0	0	.000	.000	0

## CANHA'S CAREER BESTS

**Hits:** 4, August 18, 2015 vs. Los Angeles (NL)

**Home Runs:** 1 (41 times), last: September 21, 2018 vs. Minnesota

**Runs Batted In:** 4 (three times), last: August 31, 2015 vs. Los Angeles (AL)

**Stolen Bases:** 2, June 12, 2015 at Los Angeles (AL)

**Hitting Streak:** 11, June 17 to July 3, 2018

**Hitless Streak (At Bats):** 25, April 25, 2016 to April 9, 2017

**Game Ending RBI:** 3, September 27, 2017 vs. Seattle (home run), May 19, 2017 vs. Boston (home run), August 2, 2015 vs. Cleveland (double)

**Grand Slams:** None

**Pinch-Hit Home Runs:** 2, September 21, 2018 vs. Minnesota (Gabriel Moya); July 14, 2018 at San Francisco (Tony Watson)

**Inside-The-Park Home Runs:** None

**Lead Off Home Runs:** None

**THIRD BASEMAN****Height/Weight:** 6-0 / 220**Birthdate:** April 28, 1993**Birthplace/Resides:** Victorville, California / Trabuco Canyon, California**Major League Service:** 1 year, 109 days**Obtained:** Selected in the 1st round of the 2014 First-Year Player Draft**Contract Status:** First year of a one-year contract through 2019**CAREER HIGHLIGHTS**

The A's first round selection (25th pick overall) in the 2014 draft made his Major League debut with Oakland in 2017 and is a .263 hitter with 38 home runs and 108 RBI in 229 games in two seasons with the A's...won the American League Gold Glove for third basemen in 2018, the Platinum Glove for all AL fielders and was named Defensive Player of the Year by *Wilson*...was the third baseman on *Baseball America's* All-Rookie Team in 2017 after hitting .234 with 14 home runs and 40 RBI in 84 games...was named Texas League Player of the Year in 2016 at Double-A Midland after leading the league in runs (78), home runs (29) and slugging (.521)...hit 36 home runs overall, which ranked third in all of minor league baseball...spent most of his first pro season at Beloit in 2014 but had a late season promotion to Midland and helped the RockHounds to the Texas League Championship...was rated by *Baseball America* as the A's fourth best prospect following the 2014 season and third best after 2015 and 2016.

**2018 HIGHLIGHTS**

Was one of the top fielders in the game and one of the top hitters in the game after the All-Star Break...earned the American League Gold Glove for third baseman after leading all Major League fielders with 29 defensive runs saved and topping ML third basemen in total chances (484) and assists (331)...also won the Platinum Glove for all AL fielders and was named Defensive Player of the Year by *Wilson*...hit .309 with 14 home runs, 39 RBI and a .961 OPS in 64 games after the break after batting .250 with 10 home runs, 29 RBI and a .776 OPS in 81 games before the break...led the majors in doubles after the break (25) and led the AL in runs (52) and extra base hits (42)...also ranked third in the AL in hits (80) and OPS (.961), fifth in slugging (.591), seventh in batting and tied for ninth in home runs and RBI...the 25 doubles set an Oakland post-break record and were the most since Ferris Fain had 26 in 87 games in 1952...the 42 extra base hits tied the Oakland record (Jackson, 1975; Giambi, 2001)...overall, hit .278 with 24 home runs and 68 RBI in 145 games...tied for seventh in the AL in doubles (42), tied for eighth in triples (6), ranked ninth in OPS (.864) and 10th in runs (100) and extra base hits (72)...finished seventh in AL MVP voting and was one of seven players to be named on all 30 ballots...led the A's in batting, on-base percentage, runs, doubles and triples...the doubles tied for fifth in Oakland history and he became the first Athletic to score 100 runs since Nick Swisher had 106 in 2006...72 of his 152 hits (47.4%) went for extra bases as have 111 of his 220 (50.5%) career hits...hit .274 (106-for-387) with 20 of his 24 home runs against right-handed pitchers, .288 (46-for-160) against left-handers...batted .311 with 16 of his 24 home runs and a .984 OPS on the road...hit .246 with a .749 OPS at home...ranked third in the AL in OPS on the road and eighth in batting...in 2017, hit .284 at home, .183 on the road...11 of his 24 home runs and 35 of his 68 RBI came with two strikes...tied for eighth in the AL in two-strike home runs and tied for ninth in RBI...16 of his 38 career home runs and 57 of his 108 RBI have come with two strikes...in addition to leading ML third basemen in total chances and assists, he ranked second in putouts (133) and third in double plays (37) and games (145)...his 20 errors were second most (Devers, BOS 24)...the total chances were second most in Oakland history to the record of 523 set by Sal Bando in 1969...the assists and double plays ranked third and the putouts were seventh...the errors tied for sixth most...made a team-leading 60 starts batting second where hit .291 with 12 home runs and 35 RBI...batted .239 with five home runs with two outs, .293 with 19 home runs with zero or one out...hit .359 with a 1.074 OPS against AL Central teams...had the ninth most grounded into double plays in the AL (18).

**OAKLAND:** Made his first career Opening Day start March 29 against Los Angeles (AL) and became the A's fifth different Opening Day starter at third base in the last five years (Plouffe, Valencia, Lawrie, Donaldson)...had a nine-game hitting streak from March 30 to April 7...went 15-for-33 (.455) with nine runs, three home runs, eight RBI and six multiple hit games during the streak...had a career-best streak of five consecutive multiple hit games from April 2-6...was batting .358 with five home runs and 12 RBI over his first 14 games through April 13...then hit .187 with four home runs and 12 RBI over his next 48 games from April 14 to June 6 to drop his overall batting average to .228...singled in the second inning May 27 to snap a career-high 0-for-17 streak (previous: 15, April 28-May 3)...hit .186 in 29 games in May...had a career-high 18-game homerless streak from June 12 to July 22...tied an Oakland record June 12 against Houston with three doubles and did it again Aug. 13 against Seattle...there are now 30 three-double games in Oakland history and he is the third player in Oakland history with two three-double games in a season (Rudi, 1974; Grieve, 1998)...had his consecutive games played streak of 149 end on June 15...was placed on the 10-day disabled list June 16 retroactive to June 15 with a right thumb contusion...was hitting .250 with 10 home runs, 26 RBI and a .793 OPS in 69 games when he was placed on the DL...had a one-game rehab assignment with Single-A Stockton on July 2 against Lancaster (1-for-4, one strikeout), was reinstated July 3 and hit .300 with 14 home runs, 42 RBI and a .921 OPS over his final 76 games...went 4-for-4 with two doubles, a walk and a stolen base July 7 at Cleveland...it was his first career four-hit game, his first stolen base and the first time he reached base safely five times in a game...reached base safely in a career-high 30 consecutive games from July 11 to Aug. 17...hit .342 with a .415 on-base percentage and .658 slugging percentage during the streak, which was the longest by an Athletic since Jack Cust had a 39-game streak from Aug. 26, 2008-April 18, 2009...had his first career four RBI game July 23 at Texas...tied an Oakland record with two triples July 26 at Texas...it was the 11th two-triple game in Oakland history, the first since Rajai Davis on Sept. 9, 2008 at Detroit...also homered to join Adam Piatt (April 30, 2000 vs. Minnesota) as the only players in Oakland history to homer in a two-triple game...23 of his 33 hits from July 26 to Aug. 24 were for extra bases (13 doubles, three triples, seven home runs)...had a career-high and A's season-high tying 14-game hitting streak from July 31 to Aug. 17...hit .328 (19-for-58) with 12 runs, eight doubles, a triple, three home runs and nine RBI during the streak...batted .322 in July...tied for the AL lead in doubles (9) and ranked second in runs (22)...the runs were the most in July by an Athletic since 1999 (Giambi 23, Jaha 22)...had his only two-homer game of the season and the second of his career Aug. 26 at Minnesota (July 15, 2017 vs. Cleveland)...batted .319 with 22 runs, 12 doubles, one triple, nine home runs and 18 RBI in 27 games in August...led the majors with 22 extra base hits, which match the most by an Athletic in August since at least 1907 (Bob Johnson, 1938)...it was the second highest total in any month in Oakland history to Reggie Jackson's 24 in June of 1969...tied for the Major League lead with 12 doubles, which fell one short of the Oakland record for August (13, Lowrie in 2013)...tied for third in the AL in home runs, which also fell one short of the Oakland record of 10 (Davis in 2018, Chavez in 2002, Brosius in 1995)...tied for fifth in the AL in runs and hits (36)...had seven doubles over a 10-game stretch from Sept. 3 to 14...hit .213 with two doubles, one home run and four RBI over his final 12 games beginning Sept. 16...went 1-for-5 in a start at third base in the Wild Card game at New York on Oct. 3...had surgery on his right thumb following the season...Dr. Steven Shin performed an ulnar sided sesamoid bone excision along the right thumb at the Cedars-Sinai Kerlan-Jobe Institute in Los Angeles on Oct. 16...also had surgery on his left shoulder two months later...Dr. William Workman performed a distal clavicle resection procedure at the Bass Surgical Center in Walnut Creek, Calif. on Dec. 14

## CAREER

**2017**—Was selected from Triple-A Nashville June 15 and started 83 of the A's 84 games at third base while on the active roster following his promotion (had a 14-day stint on the DL)...led Major League rookies in doubles (21) and extra base hits (37) after the All-Star Break and ranked third among American League rookies in runs (37), home runs (14) and RBI (37)...batted .234 with 14 home runs and 40 RBI in 84 games overall in his ML debut...ranked sixth among AL rookies in walks (32), seventh in doubles (23), eighth in extra base hits (39), ninth in total bases (137), 10th in home runs and tied for 10th in RBI...was the third baseman on *Baseball America's* All-Rookie Team...had 68 hits, 39 of which went for extra bases (57.4%)...that was the second highest percentage of hits going for extra bases in Athletics history among players with 250 or more plate appearances (59.8%, McGwire in 1995)...turned 34 double plays in 84 games as a third base-

man, which ranked fourth among AL third basemen...they were the most in ML history among third basemen with fewer than 100 games played...averaged 3.57 total chances per nine innings, which is the best mark in Oakland history by a third baseman with 40 or more games played...committed 13 errors, which tied for sixth most among AL third basemen...his 83 starts were the most by an A's rookie third baseman since Eric Chavez had 98 in 1999...hit .284 at home compared to .183 on the road...batted .244 against left-handed pitching, .231 against right-handers...had a .266 batting average with runners in scoring position, but that dropped to .156 with RISP and two outs...10 of his 14 home runs were solo shots...hit .197 against a pitcher the first time he saw him in a game, .309 after that...batted .220 in 39 games hitting seventh and .291 in 24 games in the eight spot...was selected from Nashville June 15 and made his ML debut that night against New York (AL)...went 0-for-3 with two walks...collected his first big league RBI on a second inning ground out against the Yankees on June 16...then had the game-winning two-run single in the bottom of the eighth inning off Jonathan Holder for his first hit...started all four games at third base in the series against New York and went 3-for-14 (.214) with three RBI and seven strikeouts before he was placed on the 10-day disabled list June 22 retroactive to June 19 with left knee cellulitis...went 0-for-7 on a two-game rehab assignment with Single-A Stockton on July 1 and 2 and was reinstated from the DL July 3...hit his first Major League home run July 15 off Corey Kluber, a solo blast in the third inning...added his second home run in the eighth inning and the two-homer game came in the 13th game of his career...at the time, the only other player in Oakland history with a two-homer game that early in his career is Mitchell Page, who did it in his sixth game on April 13, 1977...also doubled in the fifth inning for the first three-hit game of his career...homed in three straight games July 22-24 to become the first A's rookie to homer in three straight games since Josh Donaldson (Aug. 29-31, 2012)...hit .193 in July but 12 of his 16 hits were for extra bases (.494 slugging percentage)...that gave him a .196 batting average overall...then batted .277 with 15 RBI in 27 games in August...added 10 doubles and four home runs for a .511 slugging percentage...tied for third in the AL in doubles in August...was ejected from the game in the fourth inning Sept. 6 by home plate umpire Mike Everitt...hit .257 with 16 home runs and 30 RBI in 49 games with Nashville...added six doubles and two triples for a .589 slugging percentage...the home runs were tied for third most in the Pacific Coast League and tied for fifth in all of the minor leagues at the time of his June 15 promotion to Oakland...also ranked fifth in the PCL in slugging...had a .192 batting average with five home runs and 11 RBI over his first 21 games through May 14, .304 with 11 home runs and 19 RBI over his final 28 contests...hit .320 against left-handed pitching and .247 with 15 of his 16 home runs against right-handers...batted .301 with 12 home runs and 20 RBI in 27 games on the road, .194 with four home runs and 10 RBI in 22 games at home...had a .338 batting average in the six inning or later, .189 over the first five innings...batted .417 with a .475 on-base percentage when leading off an inning...hit .337 with 12 of his 16 home runs with the bases empty, .156 with runners on...had a .140 average with runners in scoring position...went 0-for-7 with six strikeouts over his first two games before going on the disabled list April 8 with a sprained left wrist...was reinstated from the DL April 22...stole two of his five bases for the season on April 28 against New Orleans...had two home runs and drove in a season-high three runs May 2 at Round Rock...homed in three straight games from May 16-18 and had six home runs, all solo shots, over a 10-game span from May 16-25...batted .272 with 11 home runs and 20 RBI in 29 games in May...the home runs led all of minor league baseball...hit safely in each of his final 11 Triple-A games beginning June 2...went 14-for-42 (.333) with five home runs and 10 RBI during the streak...singled and walked a season-high three times in four plate appearances against Iowa June 13.

**2016**—Was named Texas League Player of the Year after batting .244 with 29 home runs and 83 RBI in 117 games with Double-A Midland...led the league in runs (78), home runs, slugging percentage (.521), extra base hits (59) and strikeouts (147), ranked second in RBI, tied for third in walks (59), tied for fourth in total bases (228) and 10th in doubles (26)...was named to the TL Midseason and Postseason All-Star teams and was a *Baseball America* Double-A All-Star...was promoted to Triple-A Nashville in mid-August and hit .197 with seven home runs and 13 RBI in 18 games with the Sounds...combined to hit .237 with 36 home runs and 96 RBI in 135 games...the home runs were third most in all of minor league baseball behind Dylan Cozens (40) and Rhys Hoskins (38) of the Phillies organization...also tied for fourth in the minors in extra base hits (68), ranked sixth in total bases (267) and tied for 10th in RBI...led the A's farm system in home runs, RBI, runs (92), extra base hits and total bases, ranked second in slugging (.519), third



in walks (68), tied for sixth in triples (5) and 10th in hits (122) and doubles (27)...the 36 home runs tied for fourth most by an A's minor leaguer since the club moved to Oakland in 1968... had 15 home runs and 36 RBI in 68 games through June 20...then hit 21 home runs and drove in 60 runs over his final 67 contests...batted .282 against left-handed pitching compared to .225 against right-handers...24 of his 31 hits against lefties were for extra bases (11 doubles, three triples, 10 home runs)...slugged .709 against lefties, .468 against righties...led TL third basemen in fielding (.971), total chances (342), putouts (87), assists (245) and double plays (41)...overall, he appeared in 118 games at third base and 10 at shortstop...committed 11 errors as a third baseman (.973 fielding percentage) and five as a shortstop (.911)...hit in every spot in the order from second through seventh and saw his most action with 57 games in the clean-up spot and 33 hitting fifth...was rated as the A's No. 3 prospect by *Baseball America* following the season...went 3-for-4 with two home runs and five RBI April 17 against Northwest Arkansas...it was his first of five multi-homer games...went 4-for-8 in a 15-inning game on May 17 against Frisco...had his second two-homer game of the season May 25 at Springfield...started at third base for the South Division All-Stars in the Texas League All-Star Game on June 28 at Springfield and went 0-for-2 with a walk...went 4-for-5 with three doubles and four RBI on July 19 against Corpus Christi...hit .342 with seven home runs and 22 RBI over his final 20 games with Midland...finished July with 27 RBI in 29 games...went 13-for-32 (.406) with five doubles a triple, two home runs and 10 RBI during an eight-game hitting streak from July 30 to Aug. 8...capped the streak on Aug. 6 against Corpus Christi by hitting two home runs and driving in a season-high six runs...added another two-homer game four days later on the 10th at Tulsa...was named TL Player of the Week Aug. 15 after going 7-for-22 (.318) with three doubles, three home runs and eight RBI in six games during the week of Aug. 8-14...was promoted to Nashville Aug. 17...had seven home runs and 11 RBI over his final 13 contests...combined in the month of August for nine home runs and 24 RBI in 28 games...hit three home runs Sept. 3 at New Orleans and matched his season-high with four hits...went 2-for-14 (.143) with three walks in four postseason games for Nashville.

**2015**—Spent the entire season at Single-A Stockton but appeared in just 80 games due to two stints on the disabled list...batted .250 with 23 home runs and 57 RBI...despite the limited playing time, he led the A's farm system in home runs and tied for seventh with 47 extra base hits...tied for seventh in the California League in home runs for the season but his 23 home runs were the most in the league from May 7 to Aug. 3 (between his two stints on the DL)...hit .259 against right-handed pitching compared to .215 against left-handers...clubbed 16 of his 23 home runs at home...appeared exclusively at third base on defense where he committed 19 errors in 77 games for a .922 fielding percentage...hit .262 with 15 home runs and 36 RBI in 45 games batting fourth...began the season on the disabled list with a strained left knee and was reinstated May 7...connected for his lone two-homer game of the season May 31 against Lake Elsinore...homered in three consecutive games from June 19-21...had six home runs and 12 RBI over an 11-game stretch from June 19 to July 3...homered in three consecutive games for the second time July 18-20...that was part of a 19-game stretch from July 12 to Aug. 1 where he had nine home runs and 19 RBI...had his best month in July when he hit .280 with 10 doubles, a triple, 10 home runs and 22 RBI in 29 games...slugged .673...tied for the lead in all of minor league baseball in July home runs (Adam Duvall, Louisville) and tied for second in extra base hits (21)...was placed on the disabled list a second time Aug. 4 with a left wrist contusion...was reinstated Sept. 2 and went 0-for-11 over his final three games...was not on the Ports postseason roster...was rated as the A's third best prospect by *Baseball America* following the season.

**2014**—Spent most of his first professional season at Single-A Beloit of the Midwest League where he batted .237 with five home runs and 20 RBI in 50 games...also appeared in three games with the A's affiliate in the Arizona Rookie League and one with Double-A Midland and hit .246 in 54 games overall...batted .250 against left-handed pitchers compared to .245 against right-handers...hit .343 when leading off an inning...appeared exclusively at third base on defense where he committed 12 errors in 41 games for a .910 fielding percentage...saw most of his playing time with 48 games batting third in the order...went 2-for-5 with a double in his professional debut with the A's affiliate in the Arizona Rookie League on June 20 against the Angels...was transferred to Beloit June 23 and hit his first professional home run June 29 against Kane County...was on the disabled list from July 17 to 24 with a left hip contusion...hit his first career grand slam Aug. 22 against Quad Cities and had a season-high six RBI...was sent to Midland Sept. 1 and went 0-for-3

in his only game that day at Frisco...then batted .310 with two home runs and four RBI in eight postseason games to help the RockHounds to the Texas League Championship...was rated as the A's fourth best prospect by *Baseball America* following the season.

## PERSONAL/MISCELLANEOUS

Matthew James Chapman was originally signed by A's scout Eric Martins...graduated from El Toro (CA) High School...attended Cal State Fullerton...was All-Big West Honorable Mention as a freshman, Second Team as a sophomore and First Team as a junior...was a *Baseball America* and Louisville Slugger Third-Team All-American as a junior.

### LIFETIME PLAYING RECORD

Year	Club	AVG.	G	AB	R	H	2B	3B	HR	RBI	SH	SF	HP	BB	SO	SB	CS	SLG	OBP	E
2014	AZL Athletics	.429	3	14	1	6	1	1	0	0	0	0	0	1	1	0	0	.643	.467	1
	Beloit	.237	50	190	22	45	8	3	5	20	0	0	5	7	46	2	1	.389	.282	11
	Midland	.000	1	3	0	0	0	0	0	0	0	0	0	0	0	0	0	.000	.000	0
2015	Stockton	.250	80	304	60	76	21	3	23	57	0	4	5	39	79	4	1	.566	.341	19
2016	Midland	.244	117	438	78	107	26	4	29	83	0	4	3	59	147	7	4	.521	.335	15
	Nashville	.197	18	76	14	15	1	1	7	13	0	0	0	9	26	0	0	.513	.282	1
2017	Nashville	.257	49	175	30	45	6	2	16	30	0	3	1	25	63	5	4	.589	.348	7
	OAKLAND	.234	84	290	39	68	23	2	14	40	0	2	2	32	92	0	3	.472	.313	13
	Stockton	.000	2	7	0	0	0	0	0	0	0	0	0	1	3	0	0	.000	.125	0
2018	OAKLAND	.278	145	547	100	152	42	6	24	68	0	2	9	58	146	1	2	.508	.356	20
	Stockton	.250	1	4	0	1	0	0	0	0	0	0	0	0	1	0	0	.250	.250	1
ML Totals		.263	229	837	139	220	65	8	38	108	0	4	11	90	238	1	5	.496	.341	33

### CAREER TRANSACTIONS

**2014** — Selected by the Oakland Athletics in the 1st round (25th selection overall) of the First-Year Player Draft.

**2017** — On the disabled list, June 19 to July 2; included rehabilitation assignment to Stockton, July 1 to 2. **2018**

— On the disabled list, June 15 to July 2; included rehabilitation assignment to Stockton, July 2.

### WILD CARD RECORD

Year	Club/Opp.	AVG.	G	AB	R	H	2B	3B	HR	RBI	SH	SF	HP	BB	SO	SB	CS	SLG	OBP	E
2018	OAK vs. NYY	.200	1	5	0	1	0	0	0	0	0	0	0	0	0	0	0	.200	.200	0

### CHAPMAN'S CAREER BESTS

Hits: 4, July 7, 2018 at Cleveland

Home Runs: 2 (twice), August 26, 2018 at Minnesota; July 15, 2017 vs. Cleveland

Runs Batted In: 4, July 23, 2018 at Texas

Stolen Bases: 1, July 7, 2018 at Cleveland

Hitting Streak: 14, July 31 to August 17, 2018

Hittless Streak (At Bats): 17, May 22 to 26, 2018

Game Ending RBI: None

Grand Slams: None

Pinch-Hit Home Runs: None

Inside-The-Park Home Runs: None

Lead Off Home Runs: None

### COLISEUM BATTING PRACTICE SCHEDULE

	12:37 Game Time	1:07 Game Time	6:07 Game Time	7:07 Game Time
A's Hit	Until 11:00	Until 11:30	Until 4:30	Until 5:30
Visitors Hit	11:00 – 11:40	11:30 – 12:10	4:30-5:10	5:30 – 6:10
A's Infield	11:40 – 11:50	12:10 – 12:20	5:10-5:20	6:10 – 6:20
Visitors Infield	11:50 – 12:00	12:20 – 12:30	5:20-5:30	6:20 – 6:30



**RIGHT-HANDED PITCHER**

**Height/Weight:** 5-11 / 200

**Bats/Throws:** Right / Right

**Birthdate:** January 19, 1992

**Opening Day Age:** 27

**Birthplace/Resides:** St. Thomas, Virgin Islands / Commerce Township, Michigan

**Major League Service:** 2 years, 26 days

**Obtained:** Acquired from the Los Angeles Dodgers with Frankie Montas and minor leaguer Grant Holmes for Rich Hill and Josh Reddick, Aug. 1, 2016

**Contract Status:** First year of a one-year contract through 2019

**CAREER HIGHLIGHTS**

Was one of three players acquired by Oakland from the Los Angeles Dodgers for Rich Hill and Josh Reddick at the 2016 trading deadline and went 11-10 with a 4.95 ERA in 29 starts over his first two seasons with the A's before missing 2018 following "Tommy John" surgery...ranked second among American League rookies in strikeouts (105), games started (24) and innings pitched (129.0) and tied for second in wins (9) in 2017...is 29-25 with a 3.65 ERA (190 er in 468.1 ip) in 104 career minor league appearances, including 68 starts...has 527 strikeouts in 468.1 innings (10.13 per nine innings)...was rated as the Dodgers ninth best prospect by *Baseball America* prior to the 2016 season and the A's fourth best prospect prior to 2017...led the Pacific Coast League in strikeouts (155) in 2016...came within one out of a perfect game Aug. 9, 2016 at Round Rock...pitched for Glendale in the Arizona Fall League following the 2015 season.

**2018 HIGHLIGHTS**

Missed the entire season after undergoing ulnar collateral ligament reconstruction surgery March 31 at Trinity Park Surgery Center in Arlington, Tex...the surgery was performed by Dr. Keith Meister...was 0-1 with a 3.75 ERA and .195 opponents batting average in four games, including three starts, during spring training before he was shut down due to an elbow injury...had 16 strikeouts in 12.0 innings.

**CAREER**

**2017**—Went 9-10 with a 5.58 ERA in 24 starts over two stints with the A's...ranked second among American League rookies in strikeouts (105), games started and innings pitched (129.0) and tied for second in wins...did not have enough innings to qualify for the league leaders...however, based on a minimum of 125 innings pitched, he had the sixth highest ERA, opponents slugging percentage (.494) and opponents OPS (.833) in the AL...using the same minimum, he had the eighth highest ERA in Oakland history and the highest since Jimmy Haynes had a 6.34 ERA in 1999...the slugging percentage was fifth highest in Oakland history...allowed 28 home runs, which broke the Athletics rookie record of 27 set by Dan Pfister in 1962 and matched by Trevor Cahill in 2009...they were second most by any A's pitcher over the last 11 years (36 by A.J. Griffin in 2013)...allowed an average a 1.95 home runs per nine innings, which is the highest mark in Athletics history among pitchers with 110 or more innings pitched...was on the Opening Day roster and went 3-4 with a 5.68 ERA and .282 opponents average in seven starts before he was optioned to Triple-A Nashville May 11...was recalled on May 27 and went 2-4 with a 4.66 ERA and .239 opponents batting average in seven starts before going on the 10-day disabled list July 4 with a right thumb blister...was reinstated July 30 and went 4-2 despite a 6.19 ERA and .275 opponents batting average in 10 starts following his return...had an ERA of 4.18 or higher in each month of the season...went 4-6 with a 6.98 ERA in 13 starts in Oakland compared to 5-4 with a 3.94 ERA in 11 starts on the road...allowed 18 of his 28 home runs at home, which tied for fourth most in the AL...his home ERA was second highest in the majors among pitchers with 60 innings at home (Jimenez, BAL 7.86) and second highest in Oakland history (Redman, 7.46 in 2004)...was 7-3 with a 3.73 ERA and .196 opponents batting average in 12 starts during the day compared to 2-7 with a 7.78 ERA and .339 opponents average in 12 starts at night...tied for the AL lead in home runs allowed during the day (15) and tied for second in wins...based on a minimum of 50 innings pitched, he had the second highest night ERA in the AL (Holland, CWS 7.91) and third highest in Oakland history...is now 9-3 with a 3.35 ERA (31 er in 83.1 ip) in 14

career starts during the day, 2-7 with a 6.72 ERA (56 er in 75.0 ip) in 14 starts at night...allowed a .267 opponents batting average, which included .257 against left-handed hitters compared to .275 against right-handers...had an .837 OPS against lefties, .828 against righties...14 of his 28 home runs came with two outs, which was second most in the AL...13 came over the first two innings, including seven in the second inning, which tied for third...was 5-4 with a 4.74 ERA in 10 starts on four days rest, 4-6 with a 6.25 ERA in 14 starts on five days rest or more...went 4-5 with a 6.46 ERA in 12 starts against AL West competition compared to 5-5 with a 4.74 ERA in 12 starts against everyone else...received 15 runs of support in his 10 losses (2.58 RSA) and 38 runs of support in his nine wins (6.45 RSA)...tied for second in the AL in balks (2), tied for fifth in caught stealing (6) and sacrifice hits (4) and tied for seventh in unearned runs (11)...tossed six innings or fewer in 21 of his 24 starts...was charged with the first loss of his career in his first start of the season, a 5-0 A's loss to Los Angeles (AL) on April 5...yielded five runs on eight hits in 4.1 innings...tossed a career-high tying 7.0 innings and combined with Casilla and Doolittle on a three-hit shutout in the A's 2-0 win at Kansas City April 10...allowed a career-high 10 hits in 4.1 innings in a 9-4 loss at Houston April 28...struck out a career-high nine batters in an 8-5 win at Minnesota May 4...allowed a career-high three home runs May 9 against Los Angeles (AL), his first of four games with three home runs (Aug. 9 vs. Seattle, Sept. 2 at Seattle, Sept. 8 vs. Houston)...allowed a career-high seven runs in a 7-3 loss to Los Angeles (AL) May 9...that began a career-high four-game losing streak that spanned five starts through June 13...had a 6.59 ERA during the streak...tossed a career-high 107 pitches at New York (AL) May 27...snapped his losing streak by winning consecutive starts on June 18 against New York (AL) and June 23 at Chicago (AL)...it was the first time in his career he won back-to-back starts...left the start against the White Sox with a blister after tossing 66 pitches...missed just one turn in the rotation before starting against the White Sox again on July 3...was placed on the 10-day disabled list July 6 retroactive to July 4 with a right thumb blister...made two rehab appearances (one start) with Triple-A Nashville and was a combined 1-0 with a 3.86 ERA and .188 opponents batting average before he was reinstated July 30...walked a career-high five batters in a career-low 3.2 innings in a no decision on July 30 against Minnesota...picked up the win Aug. 20 at Houston to begin a season-ending and career-high four-game winning streak...compiled a 4.83 ERA and .240 opponents batting average over that six-start stretch...matched his career high with nine strikeouts and did not walk a batter in 6.0 innings in an 8-3 win over Texas on Aug. 27...allowed a career-high tying seven runs in 5.0 innings in a 9-8 loss to Houston Sept. 8...missed his scheduled start on Sept. 18 at Detroit after straining his right groin during warm-ups...tossed 5.0 scoreless innings and allowed just one hit in his final start, an 8-1 win over Texas Sept. 24...went 3-0 with a 2.95 ERA and .195 opponents batting average in four games, including three starts, with Nashville...walked just four batters in 21.1 innings (1.69 per nine innings) while striking out 28 (11.81 per nine innings)...went 2-0 with a 2.25 ERA in two starts following his May 11 option...picked up the win May 21 at Sacramento start when he combined with Michael Brady on a three-hit shutout in the Sounds 4-0 win...tossed seven innings and allowed all three of the hits (1 bb, 9 so, 90 pitches)...was recalled by Oakland May 27 but returned to Nashville July 19 for a two-game rehab assignment on July 19 and 25.

**2016**—Was one of three players acquired from the Los Angeles Dodgers for Rich Hill and Josh Reddick at the trading deadline and made his Major League debut with Oakland in September...went 2-0 with a 2.15 ERA and .185 opponents batting average in five starts with the A's...walked just four batters in 29.1 innings, an average of 1.23 per nine innings, and had a .214 opponents on-base percentage...struck out 23 for a strikeout-to-walk ratio of 5.75...yielded a .324 slugging percentage...his opponents batting average included a .146 mark against left-handed hitters compared to .217 against right-handers...issued all four of his walks to lefties and surrendered three of his four home runs to righties...three of the four home runs were solo shots...three came after his 60th pitch in a game...yielded a .167 average with runners in scoring position and .132 with two strikes...opponents hit .163 the first two times through the lineup, .273 after that...did not allow a run in the first inning (5.0 ip) and yielded just one hit (.063 batting average)...had a 0.90 ERA over innings one through four, a 4.82 ERA from the fifth inning on...the A's were 4-1 (.800) in his starting assignments...walked one batter or fewer in four of his five starts, allowed one earned run or fewer four times and three hits or fewer three times...was rated as the A's No. 4 prospect by *Baseball America* following the 2016 season...was recalled from Nashville Sept. 7 and made his ML debut that day against Los Angeles (AL) in Oakland...allowed a run on two hits in 6.1 innings and picked up his first big league win in a 4-1 decision...became the 16th pitcher

in Oakland history to win his debut...is the first Athletics pitcher with more than six innings and two hits or fewer in his debut since Porter Vaughan on June 16, 1940 (7.0 ip, 2 h)...retired the side in order in each of the first three innings to become the fourth pitcher in Oakland history to retire at least each of the first nine batters he faced in his career (12, Jay Marshall in 2007; 9, Billy Taylor in 1994; 9, Dave Beard in 1980)...struck out Kaleb Cowart to end the second inning for his first strikeout...also allowed one earned run in each of his next three starts...since the earned run became an official stat in 1913, he is the first Athletic to start his career with four consecutive games of five innings or more and one earned run or fewer...yielded one run in a career-high 7.0 innings in a 7-1 win on Sept. 25 against Texas to improve to 2-0...began the season at Triple-A Oklahoma City in the Los Angeles Dodgers organization and went 8-5 with a 4.90 ERA in 22 games, including 16 starts...was assigned to Triple-A Nashville following the trade and went 3-1 with a 2.82 ERA in six starts with the Sounds...combined with both clubs for an 11-6 record and a 4.31 ERA in 28 games, 22 starts...led the Pacific Coast League, ranked second in Triple-A and tied for 12th in all of minor league baseball with 155 strikeouts...also led the PCL in opponents batting average (.214), tied for the league lead in shutouts (2), tied for second in complete games (2) and tied for 10th in wins (11)...surrendered 20 home runs, which tied for fourth most...allowed a .214 opponents batting average, including .192 against left-handed hitters compared to .229 against right-handers...surrendered 16 of his 20 home runs to righties...13 were solo shots...yielded a .198 batting average and .239 on-base percentage to batters leading off an inning...compiled a 10-4 record and a 3.94 ERA in his 22 starts...was 1-2 with a 9.00 ERA in six relief appearances and allowed his only inherited runner to score...hit .150 (3-for-20) with a run, triple, three RBI, a walk and eight strikeouts with Oklahoma City...walked two batters or fewer in 16 of his 22 starts...had more strikeouts than innings pitched 15 times...tossed a complete game shutout in a five-inning rain-shortened 4-0 win over Memphis April 19...allowed two hits and one walk while striking out six...pitched in relief in six straight appearances from April 29 to May 15...returned to the starting rotation for good on May 23 at Fresno...was named Pacific Coast League Pitcher of the Week for the week of May 23-29 after going 1-0 with a 1.80 ERA in two starts...surrendered just four hits in 10.0 innings and struck out 15...including 10 strikeouts in the game at Fresno, his first of two 10-strikeout games...went 2-for-2 with a triple and RBI in the game at Sacramento...was the winning pitcher for the World team in the Futures Game on July 10 at San Diego...entered the game in the seventh inning with two outs and the United States leading 3-2...retired the only batter he faced and the World scored twice in the eighth and seven times in the ninth for an 11-3 win...was traded to the A's with Grant Holmes and Frankie Montas for Rich Hill and Josh Reddick on Aug. 1 and was assigned to Nashville...came within one out of a perfect game in his second start on Aug. 9, a 3-0 win at Round Rock...retired each of the first 26 batters he faced before allowing a two-out triple to Doug Bernier in the bottom of the ninth...then struck out Drew Robinson for his season-high 12th strikeout of the game...was named PCL Pitcher of the Week for the second time Aug. 14.

**2015**—Posted a combined 6-2 record with a 2.45 ERA and .223 opponents batting average in 21 games, including 11 starts, for Triple-A Oklahoma City, Double-A Tulsa, Single-A Rancho Cucamonga and Single-A Great Lakes...struck out 114 batters in 95.2 innings...his opponents batting average included a .204 mark against right-handed hitters compared to .248 against left-handers...yielded a .213 average with runners in scoring position, including .176 with RISP and two outs...began the season on the disabled list with a fractured left wrist...was reinstated May 26 and was sent to Great Lakes...appeared in one game for the Loons before being promoted on May 31 to Single-A Rancho Cucamonga...promoted to Tulsa June 21 where he spent the majority of the season...went 5-2 with a 2.30 ERA in 11 games, eight starts, for the Drillers...named Texas League Player of the Week for the period June 29-July 5...earned a promotion to Oklahoma City Aug. 22 and finished the season by appearing in five games with the OKC Dodgers...following the season, pitched for the Glendale Desert Dogs in the Arizona Fall League and posted a 3.77 ERA in five starts, while striking out 17 in 14.1 innings...added to the Dodgers 40-man roster on Nov. 21...was rated as the Dodgers ninth best prospect by *Baseball America*.

**2014**—Appeared in 25 games, including 20 starts, for Single-A Rancho Cucamonga, going 6-10 with a 4.05 ERA and .230 opponents batting average...ranked second in the California League with 138 strikeouts and a .239 opponents batting average and was seventh in ERA...averaged 9.8 strikeouts per nine innings and had a 4.06 strikeout-to-walk ratio (34 bb)...was named Cal

League Pitcher of the Week July 28 after tossing 7.0 scoreless innings and allowing just one hit in a 7-1 win at Bakersfield July 22...then pitched a complete game shutout in his next start on July 29 against the Padres' Single-A Lake Elsinore, allowing just two hits and striking out 11...ended the season on the disabled list for the third consecutive year as he was placed on the DL Aug. 27 with a fractured right ankle.

**2013**—Combined to post a 4.01 ERA and limit the opposition to a .222 batting average, while going 2-7 in 21 games, 11 starts, with Single-A Great Lakes, Single-A Rancho Cucamonga and Double-A Chattanooga...honored as a 2013 Midseason Midwest League All-Star, posting a 3.55 ERA and 58 strikeouts against just 17 walks in 11 games, nine starts with Salt Lake...surrendered only four home runs in 74.0 innings overall...was on the Rancho Cucamonga disabled list from Aug. 6 through the end of the season with a fractured right elbow.

**2012**—Started his professional career with Rookie-level Ogden, going 1-0 with a 1.20 ERA and limiting batters to a .180 average in five games, including one start...struck out 20 batters against just three walks in 15.0 innings...did not pitch after Aug. 15 due to an inflamed right elbow.

## PERSONAL/MISCELLANEOUS

Jharel Leandre Cotton was originally signed by Dodgers scout Clair Rierson...played two years of JUCO ball at Miami Dade College from 2010-11 before transferring to East Carolina University for his junior season...his brother, Jamaine, pitched in the Houston Astros organization from 2010-14...was born on St. Thomas (American Virgin Islands) and lived on Tortola (British Virgin Island) until he was 12 when he moved to St. Thomas...is the fourth pitcher in Major League history born in the Virgin Islands and just the second to pitch in more than one game (Al McBean, 1961-70)... is the 14th player born in the Virgin Islands in ML history, the third Athletic (Jose Morales, 1973; Jerry Browne, 1992-93).

### LIFETIME PITCHING RECORD

Year	Club	W	L	ERA	G	GS	CG	SHO	SV	IP	H	R	ER	HR	HB	BB	IBB	SO	WP	BK
2012	Ogden	1	0	1.20	5	1	0	0	0	15.0	9	2	2	0	0	3	0	20	1	0
2013	Great Lakes	2	5	3.55	11	9	1	1	0	58.1	42	23	23	4	1	17	1	58	4	0
	Chattanooga	0	2	8.10	8	0	0	0	0	10.0	15	12	9	0	0	3	0	11	1	0
2014	Rancho Cucamonga	0	0	1.59	2	2	0	0	0	5.2	4	1	1	0	0	3	0	3	0	0
	Rancho Cucamonga	6	10	4.05	25	20	1	1	0	126.2	113	70	57	18	1	34	0	138	5	0
2015	Great Lakes	0	0	5.40	1	1	0	0	0	3.1	4	2	2	0	0	1	0	6	0	0
	Rancho Cucamonga	1	0	1.61	4	2	0	0	0	22.1	14	4	4	1	0	7	0	28	2	0
2016	Tulsa	5	2	2.30	11	8	0	0	0	62.2	49	18	16	4	0	21	0	71	3	0
	Oklahoma City	0	0	4.91	5	0	0	0	0	7.1	9	4	4	0	0	2	0	9	3	0
	Oklahoma City	8	5	4.90	22	16	1	1	0	97.1	80	59	53	17	0	32	0	119	10	0
2017	Nashville	3	1	2.82	6	6	1	1	0	38.1	28	12	12	3	0	7	1	36	2	0
	OAKLAND	2	0	2.15	5	5	0	0	0	29.1	20	10	7	4	0	4	0	23	1	0
	OAKLAND	9	10	5.58	24	24	0	0	0	129.0	133	91	80	28	4	53	1	105	9	2
2018	Nashville	3	0	2.95	4	3	0	0	0	21.1	15	8	7	3	0	4	0	28	1	0
	OAKLAND									(Injured – Did Not Pitch)										
<b>ML Totals</b>		<b>11</b>	<b>10</b>	<b>4.95</b>	<b>29</b>	<b>29</b>	<b>0</b>	<b>0</b>	<b>0</b>	<b>158.1</b>	<b>153</b>	<b>101</b>	<b>87</b>	<b>32</b>	<b>4</b>	<b>57</b>	<b>1</b>	<b>128</b>	<b>10</b>	<b>2</b>

### CAREER TRANSACTIONS

**2011** — Selected by the New York Mets in the 28th round of the First-Year Player Draft; did not sign. **2012** — Selected by the Los Angeles Dodgers in the 20th round of the First-Year Player Draft. **2016** — Traded to the Oakland Athletics with pitcher Frankie Montas and minor league pitcher Grant Holmes for pitcher Rich Hill and outfielder Josh Reddick, August 1. **2017** — On the disabled list, July 4 to 29; included rehabilitation assignment to Nashville, July 19 to 29. **2017** — On the disabled list, March 19 to October 28.

### COTTON'S CAREER BESTS

**Low Hit Complete Game:** None  
**Innings Pitched:** 7.0 (twice), last: April 10, 2017 at Kansas City  
**Strikeouts:** 9 (twice), last: August 27, 2017 vs. Texas  
**Pitches:** 107, May 27, 2017 at New York (AL)  
**Longest Winning Streak:** 4, August 20, 2017 to present  
**Longest Losing Streak:** 4, May 9 to June 13, 2017  
**Longest Scoreless Streak:** 10.0, September 19 to 25, 2016



**LEFT-HANDED PITCHER**

**Height/Weight:** 6-2 / 180      **Bats/Throws:** Left / Left  
**Birthdate:** December 15, 1991      **Opening Day Age:** 27  
**Birthplace/Resides:** Newport News, Virginia / Poquoson, Virginia  
**Major League Service:** 2 years, 27 days  
**Obtained:** Signed to a minor league contract, November 21, 2018  
**Contract Status:** First year of a one-year contract through 2019

**NON-ROSTER INVITEE**

**CAREER HIGHLIGHTS**

Has spent parts of each of the last five seasons in the majors and is 5-1 with a 3.74 ERA in 122 relief appearances...was originally selected by Cleveland in the fourth round of the 2013 draft and became the first player from that draft to make his Major League debut the following season... appeared in 107 games with the Indians from 2014-17 and 15 for Cincinnati in 2018...is 12-7 with a 3.05 ERA and 10 saves (66 er in 194.2 ip) in 185 career minor league appearances over six professional seasons.

**2018 HIGHLIGHTS**

Spent most of the season with Triple-A Louisville where he was 2-0 with a 3.00 ERA in 34 relief appearances...also had a one-month stint in the majors with Cincinnati and had a win, a 5.79 ERA and a .364 opponents batting average in 15 games with the Reds...struck out 11 batters in 9.1 innings (10.61 per nine innings)...stranded all 13 of his inherited runners...his opponents batting average included a mark of .292 (7-for-24) against left-handed hitters compared to .450 (9-for-20) against right-handers...yielded a .176 batting average with runners in scoring position and opponents were 0-for-7 with RISP and two outs...now has a .191 (18-for-94) career average with RISP, including .087 (4-for-46) with RISP and two outs...first batters faced were 5-for-15 (.333)... had a 4.50 ERA at home, 8.10 on the road...logged a 3.00 ERA during the day, a 7.11 ERA at night... pitched fewer than one inning in 10 of his 15 appearances...was selected by Cincinnati June 21 and did not allow an earned run over his first four outings (2.2 ip)...had three consecutive appearances from July 3 to 8 where he did not record an out (faced one batter in each outing)...had a 2.45 ERA over his first eight games through July 6...then allowed five runs over his final seven outings (7.94 ERA)...tossed a career-high 46 pitches in a career-high tying 2.0 innings in his final game on July 26 against Philadelphia...allowed his first home run in that game since July 23, 2015 against Chicago (AL), snapping a 37.2-inning homerless streak...was designated for assignment July 27 and outrighted to Louisville July 29.

**LOUISVILLE:** Spent the balance of the season with Louisville...walked just seven batters in 39.0 innings, an average of 1.62 per nine innings...allowed a .247 opponents batting average, which broke down to .234 (15-for-64) against left-handed hitters compared to .256 (22-for-86) against right-handers...surrendered all three of his home runs to righties...had a .313 opponents batting average with the bases empty but that dropped to .171 with runners on base...opponents hit .140 with runners in scoring position...had a 4.00 ERA and .278 opponents batting average in 23 games at the time of his promotion to Cincinnati on June 21...compiled a 0.75 ERA and .167 opponents average in 11 games following his return...posted a 3.93 ERA at home, a .218 ERA on the road...allowed 5-of-19 (26.3%) inherited runners to score...tossed a season-high 2.0 scoreless innings in his second outing April 8 against Toledo...it was his first of seven outings of two innings...had a 2.13 ERA over his first 10 games through May 5...then posted a 5.40 ERA over his next 14 games through June 19...struck out a season-high three batters May 25 against Durham, his first of five games with three strikeouts...allowed a season-high three runs on a season-high three hits in 0.1 innings June 19 against Durham...was promoted to Cincinnati June 21...was outrighted back to Louisville July 29 and did not allow a run in 10 of his final 11 appearances...that included a season-high 8.0-inning scoreless streak from Aug. 3 to 23.

## CAREER

**2017**—Led Cleveland minor league pitchers with 51 relief appearances at Triple-A Columbus... ranked seventh in the International League in games pitched...also appeared in four games over two stints with the Indians (June 7-16 and Sept. 1 through the end of the season)...appeared in three games during his first stint and one on Sept. 1...was claimed off waivers by the Reds on Nov. 27, non-tendered on Dec. 1 and re-signed to a minor league contract with an invite to Spring Training Dec. 4

**2016**—Made 29 appearances each for Cleveland and Triple-A Columbus...had three stints with the Indians (April 27-May 22, July 18-Aug. 8, Sept. 5-remainder of the season)...over those last two, he stints posted a 2.19 ERA in 18 games...did not allow a run in 24 of his 29 outings for the Tribe.

**2015**— Made his first Opening Day roster...made 31 appearances during his four stints with the Tribe (April 4-11, June 18-20, July 8-23, Aug. 3-remainder of the season)...did not allow a run in 25 of those 31 outings.

**2014**—Made his Major League debut in just his second professional season...was the first player from the 2013 First-Year Player Draft to appear in the majors...his 43 appearances ranked seventh among American League rookies...began the season at Double-A Akron...was promoted to Cleveland on May 16 and made his ML debut that day in an 11-1 loss against Oakland (1.1 ip, 2 h, 1 er, 1 bb, 0 so, 1 hr)...after three appearances was sent to Columbus for his first action at Triple-A... returned to Cleveland on June 13 and spent the rest of the season there...earned his first career victory on June 19 against Los Angeles-AL (5-3 win, 10 innings).

**2013**—In his first professional season, pitched at Single-A Mahoning Valley and Lake County and Double-A Akron...the only earned run he allowed all season was on a solo home run, the first homer he allowed since his freshman season in college.

## PERSONAL/MISCELLANEOUS

Kyle Richard Crockett...graduated from Poquoson High School...was the 2010 Gatorade Virginia Player of the Year and two-time state player of the year (2009, 2010)...over his junior and senior seasons at PHS went 27-0 as a pitcher while hitting .445...attended the University of Virginia, where he went 12-3 with a 1.98 ERA and 12 saves in 88 appearances over three seasons...ranks among the Cavaliers' all-time leaders in ERA and games pitched...as a freshman, he helped UVA reach the 2011 College World Series...was an NCBWA third-team All-America selection in 2013 and first-team All-ACC while ranking second in the league in saves (12).

### LIFETIME PITCHING RECORD

Year	Club	W	L	ERA	G	GS	CG	SHO	SV	IP	H	R	ER	HR	HB	BB	IBB	SO	WP	BK
2013	Mahoning Valley	0	0	0.00	8	0	0	0	0	9.1	5	1	0	0	1	2	0	16	0	0
	Lake County	0	0	1.80	4	0	0	0	0	5.0	4	1	1	1	0	1	0	7	0	0
	Akron	1	0	0.00	9	0	0	0	0	10.1	7	0	0	0	0	2	0	9	0	0
2014	Akron	0	0	0.57	15	0	0	0	6	15.2	8	1	1	0	1	3	0	17	0	0
	CLEVELAND	4	1	1.80	43	0	0	0	0	30.0	26	6	6	2	3	8	2	28	0	1
	Columbus	0	0	1.04	6	0	0	0	0	8.2	7	4	1	0	0	0	0	6	0	0
2015	CLEVELAND	0	0	4.08	31	0	0	0	0	17.2	17	9	8	1	1	7	0	15	0	0
	Columbus	3	1	5.97	29	0	0	0	0	28.2	42	19	19	3	1	11	1	27	3	0
2016	Columbus	1	1	3.90	29	0	0	0	0	30.0	29	13	13	2	1	11	2	26	0	0
	CLEVELAND	0	0	5.06	29	0	0	0	0	16.0	16	9	9	0	0	7	2	17	1	1
2017	Columbus	5	5	3.38	51	0	0	0	4	48.0	42	23	18	2	5	11	0	49	1	1
	CLEVELAND	0	0	10.80	4	0	0	0	0	1.2	4	2	2	0	1	1	0	2	0	0
2018	Louisville	2	0	3.00	34	0	0	0	0	39.0	37	17	13	3	2	7	1	38	1	0
	CINCINNATI	1	0	5.79	15	0	0	0	0	9.1	16	8	6	1	0	2	1	11	1	0
<b>AL Totals</b>		<b>4</b>	<b>1</b>	<b>3.44</b>	<b>107</b>	<b>0</b>	<b>0</b>	<b>0</b>	<b>0</b>	<b>65.1</b>	<b>63</b>	<b>26</b>	<b>25</b>	<b>3</b>	<b>5</b>	<b>23</b>	<b>4</b>	<b>62</b>	<b>1</b>	<b>2</b>
<b>NL Totals</b>		<b>1</b>	<b>0</b>	<b>5.79</b>	<b>5</b>	<b>0</b>	<b>0</b>	<b>0</b>	<b>0</b>	<b>9.1</b>	<b>16</b>	<b>8</b>	<b>6</b>	<b>1</b>	<b>0</b>	<b>2</b>	<b>1</b>	<b>11</b>	<b>1</b>	<b>0</b>
<b>ML Totals</b>		<b>5</b>	<b>1</b>	<b>3.74</b>	<b>122</b>	<b>0</b>	<b>0</b>	<b>0</b>	<b>0</b>	<b>74.2</b>	<b>79</b>	<b>34</b>	<b>31</b>	<b>4</b>	<b>5</b>	<b>25</b>	<b>5</b>	<b>73</b>	<b>2</b>	<b>2</b>



## CAREER TRANSACTIONS

**2013** — Selected by the Cleveland Indians organization in the 4th round of the First-Year Player Draft. **2017** — Claimed off waivers by the Cincinnati Reds, November 27. Elected free agency (contract non-tender), December 1; re-signed by Cincinnati to a minor league contract, December 8. **2018** — Elected free agency, November 2; signed by the Oakland Athletics to a minor league contract, November 21.

## CROCKETT'S CAREER BESTS

**Low Hit Complete Game:** None

**Innings Pitched:** 2.0 (three times), last: July 26, 2018 vs. Philadelphia

**Strikeouts:** 3, August 13, 2014 vs. Arizona

**Pitches:** 46, July 26, 2018 vs. Philadelphia

**Longest Winning Streak:** 4, June 19 to September 18, 2014

**Longest Losing Streak:** 1, September 19, 2014

**Longest Scoreless Streak:** 13.1, June 27 to August 13, 2014



**DESIGNATED HITTER/OUTFIELDER**

**Height/Weight:** 5-11 / 203      **Bats/Throws:** Right / Right  
**Birthdate:** December 21, 1987      **Opening Day Age:** 31  
**Birthplace/Resides:** Lakewood, California / Paradise Valley, Arizona  
**Major League Service:** 5 years, 104 days  
**Obtained:** Acquired from Milwaukee for Bubba Derby and Jacob Nottingham, February 12, 2016  
**Contract Status:** First year of a one-year contract through 2019

**CAREER HIGHLIGHTS**

Is a .248 hitter with 193 home runs and 497 RBI in 775 games in six seasons in the majors with Milwaukee (2013-15) and Oakland (2016-18)...has 133 home runs and 335 RBI in his three seasons with the A's...the home runs are the most in the majors over that span and the RBI rank third...has topped 40 home runs and 100 RBI in each of the last three seasons and is the 22nd player in Major League history with at least three straight seasons of 40 home runs and 100 RBI...is one of two Athletics to do it, along with Jimmie Foxx...his 133 home runs rank 10th in Oakland history...led the majors with 48 home runs in 2018...spent the first seven seasons of his professional career in the Milwaukee organization before he was traded to the A's prior to the start of Spring Training in 2016...has appeared exclusively in left field on defense (496 games, 486 starts)...played in the Arizona Fall League in 2012...was a Midwest League Postseason All-Star in 2010.

**MLB LEADERS,  
2016-18**

**HOME RUNS**

- 133 Khris Davis
- 124 Giancarlo Stanton
- 119 Nelson Cruz
- 116 Nolan Arenado
- 112 Edwin Encarnacion

**RUNS BATTED IN**

- 373 Nolan Arenado
- 341 Edwin Encarnacion
- 335 Khris Davis
- 321 Nelson Cruz
- 319 Anthony Rizzo

**2018 HIGHLIGHTS**

Hit a Major League leading and career-high 48 home runs and ranked second with a career-high 123 RBI...it was his third straight 40-homer season and his third straight 100-RBI season...is the 22nd player in ML history with at least three straight seasons of 40 home runs and 100 RBI, the first since Ryan Howard had four straight from 2006-09...is the second Athletic to do it (Jimmie Foxx)...became the seventh player (12th time) in Athletics history to lead the majors in home runs, joining Socks Seybold (1901), Harry Davis (1904, 06), Tilly Walker (1918), Jimmie Foxx (1932, 33, 35), Mark McGwire (1987, 96) and Jose Canseco (1988, 91)...his 48 home runs ranked third in Oakland history and tied for fourth in Athletics history and were the most since McGwire had 52 in 1996...the 123 RBI tied for fourth in Oakland history, his 77 extra base hits tied for fifth and his 316 total bases ranked ninth...his 175 strikeouts tied for fourth...is one of three Athletics with three 40-homer seasons (Foxx, 1932-34; McGwire, 1987, 92, 96) and is the 10th with three straight 100-RBI seasons (Frank Baker, Jose Canseco, Eric Chavez, Foxx, Jason Giambi, Bob Johnson, Al Simmons, Miguel Tejada, Gus Zernial)...has 91 home runs over the last two years, which ties McGwire's Oakland record for home runs in back-to-back seasons (1995-96)...has 133 home runs and 335 RBI over the last three years...the home runs are the most in the majors over that span and the RBI rank third...the 133 home runs rank 10th on the Oakland career list...they are the most in Oakland history over a three-year stretch (previous: 125 by McGwire, 1995-97) and the most by an Athletic since Foxx had 150 from 1932-34...they are the most by a Major Leaguer over a three-year span since 2007-09 when Ryan Howard had 140...in addition to home runs and RBI, he also had career highs in at bats (576), runs (98), hits (142), extra base hits (77), hit by pitches (12) and sacrifice flies (tie, 7)...hit .247 for the fourth consecutive season...according to the Elias Sports Bureau, he is the first player in ML history to have the same batting average rounded to three decimal places in four consecutive seasons (min. 10 AB each year)...his .549 slugging percentage and .874 OPS were his best since his 56-game rookie season of 2013 (.596 and .949)...ranked fifth in the American League in slugging, tied for fifth in total bases, sixth in extra base hits and seventh in OPS...was also sixth in strikeouts, tied for sixth in hit by pitches, tied for seventh in sacrifice flies and tied for 10th in intentional walks (5)...led the A's in home runs, RBI, extra base hits, total bases, slugging, OPS and strikeouts...had

more extra base hits (77) than singles (65) for the second consecutive season...hit 46 of his 48 home runs as a designated hitter, which fell one short of the ML record of 47 set by David Ortiz with Boston in 2006...had 118 RBI, which set an Oakland record for a DH and ranked seventh in ML history...broke the previous Oakland marks of 39 home runs and 114 RBI by Frank Thomas in 2006...won the Edgar Martinez Outstanding Designated Hitter Award after leading led ML designated hitters in home runs and RBI...batted .247 in 139 games as the DH and his games played tied for fifth most in Oakland history...the were the most since Dave Parker had 140 in 1989...led the majors with 27 home runs in 64 games after the All-Star Break and ranked second in RBI (59)...the home runs were the most in Athletics history after the All-Star Break (previous, 24: Foxx in 1933 and McGwire in 1996)...led the majors in go-ahead home runs (21) and tied Ramirez (CLE) for the lead in go-ahead RBI (33)...the go-ahead home runs were second in Oakland history to the record of 23 by Reggie Jackson in 1969...the go-ahead RBI tied for tied for third...ranked third in the AL in game winning RBI (17)...set an Oakland record and led the majors with 19 home runs in the seventh inning or later...tied for the ML lead with 38 RBI in the seventh or later...set an Oakland record and tied for the ML lead with eight home runs in the eighth inning...set an Athletics record and led the majors with four extra inning home runs...hit 35 of his home runs at night, which broke the Oakland record (33, Canseco in 1991)...hit .256 (109-for-425) with 37 of his 48 home runs against right-handed pitchers compared to .219 (33-for-151) against left-handers...the home runs off righties were second in Oakland history (McGwire, 40 in 1996)...had 46 home runs and 121 RBI in 146 games batting clean-up...the RBI set an Oakland record for the number four hitter and were the most by an Athletic since Gus Zernial had 125 in 1951...the home runs were second in Oakland history (McGwire, 51 in 1996) and the games played ranked fourth and were the most since Dave Kingman had 157 in 1985...has hit clean-up 376 times in an A's uniform, which is fourth most in Oakland history...23 of his 48 home runs came with runners on base...for the third straight year, 25 came against the AL West, which was one short of the Oakland record (26, McGwire in 1992)...had 10 home runs and 26 RBI in 19 games against Texas...the RBI were second most by any Major Leaguer against the Rangers (27, Brett Boone in 2001) and the home runs tied for second (11, Mickey Mantle in 1961)...is a .307 (61-for-199) hitter with 27 home runs and 63 RBI in 55 games against Texas in his three seasons with the A's...appeared in just 11 games on defense, including 10 starts, all in left field...did not commit an error in 17 chances and now has an 80-game errorless streak as an outfielder...singled in his only pinch hitting appearance.

**OAKLAND:** Hit his third career Opening Day home run on March 29 against Los Angeles (AL)...all three have come as an Athletic, which ties the Oakland record for most career Opening Day home runs...shares the mark with Dave Henderson and Terry Steinbach...now has six career Opening Day RBI, which is tied for fourth most in Oakland history...started three consecutive games in left field from March 31-April 2, but those were his only starts in left field in an AL ballpark...made seven starts in left field in interleague play...had his first of seven two-homer games April 13 at Seattle...also had two-homer games June 8 against Kansas City, June 13 against Houston, July 22 against San Francisco, July 25 at Texas, Aug. 19 vs. Houston and Sept. 21 vs. Minnesota...it is the fourth time in Oakland history a player had seven or more multi-homer games in a season (8, Jackson in 1969; 7, Canseco in 1990 and McGwire in 1987)...now has 22 multi-homer games in his career, including 16 as an Athletic...was batting .272 over his first 23 games through April 23...then hit .145 over his next 20 contests from April 24 to May 16...broke a scoreless tie in the bottom of the 12th inning with his third career walk-off home run May 5 against Baltimore...it marked the first time in Athletics history the A's won an extra-inning scoreless game on a walk-off home run and just the fourth time in Oakland history the A's won a scoreless game of any length on a walk-off homer (last: Scutaro, Aug. 25, 2004 vs. Baltimore)...went 4-for-4 with a hit by pitch May 17 at Toronto...it was his fourth career four-hit game, his first since May 8, 2015 vs. Chicago (NL)...it was the second time in his career he reached base safely five times (May 26, 2014 vs. Baltimore)...was batting .235 with 13 home runs and 38 RBI in 47 games when he was placed on the 10-day disabled list May 23 retroactive to May 21 with a strained right groin...did not have a rehab assignment before he was reinstated from the DL May 31...started 97 of the A's final 98 games in AL ballparks at designated hitter...hit .205 over his first 23 games following his return from the DL...went 0-for-4 with four strikeouts June 10 against Kansas City...it was the eighth four-strikeout game of his career, his fifth as an Athletic (previous: Aug. 16, 2017 vs. Kansas City)...homered three times in a two-game stretch on June 13 and 14 against Houston but

then had an 18-game homerless streak from June 15 to July 6, which was his longest as an Athletic and second longest of his career...had a career-high and A's season-high 14-game hitting streak from June 27 to July 12...hit .362 (21-for-58) with seven doubles and 11 RBI during the streak...hit .307 with 18 home runs and 39 RBI over a 29-game stretch from July 22 to Aug. 23...the home runs matched Reggie Jackson in 1969 (May 31-July 2 and June 1-July 3) for the most over a 29-game stretch in Oakland history...began the stretch by homering in a career-best four straight games July 22-25...had six home runs and 13 RBI over that span...the home runs matched the most in Oakland history over a four-game stretch (Mark McGwire, June 27-30, 1987)...had five RBI July 25 at Texas, his fifth career game with five or more RBI...batted .323 with nine home runs and a Major League leading 29 RBI in 25 games in July...tied for second in the AL in home runs and tied for third in hits (32) and extra base hits (17)...the RBI were second most in Oakland history in July (Canseco, 35 in 1991) and the most in any month since Frank Thomas had 31 in September of 2006...the home runs were the most by an Athletic in July since John Jaha had nine in 1999...the RBI and extra base hits were his most ever in a month...then hit 10 home runs in 27 games in August, which tied for the AL lead...it also matched the Oakland record for home runs in August (Brosius in 1995, Chavez in 2002)...it is the fourth time in his career he has homered 10 times in a month (11 in May, 2016; 10 in April, 2017; 10 in Aug., 2015)...finished the year with nine home runs and 19 RBI in 25 games in September...tied for second in the AL in home runs in September, tied for third in runs (21) and tied for sixth in RBI...had his average up to .263 entering play on Aug. 22 but then hit .191 over his final 35 games to finish the year at .247 for the fourth consecutive season...went 11-for-53 (.208) over his final 14 games beginning Sept. 14 but seven of the 11 hits were home runs and he had 13 RBI...hit his second career grand slam Sept. 16 at Tampa Bay (also May 17, 2016 vs. Texas)...had his fourth career walk-off home run Sept. 21 against Minnesota...started at designated hitter in the Wild Card game Oct. 3 at New York and went 1-for-4...drove in all of the A's runs with a two-run home run off Zach Britton in the eighth inning.

## MLB DESIGNATED HITTER BESTS

### HOME RUNS

47	David Ortiz, BOS (2006)
46	Khrist Davis, OAK (2018)
43	David Ortiz, BOS (2005)
39	Frank Thomas, OAK (2006)
39	Travis Hafner, CLE (2006)
39	Jim Thome, CWS (2006)

### RUNS BATTED IN

143	Edgar Martinez, SEA (2000)
141	David Ortiz, BOS (2005)
133	Hal McRae, KC (1982)
126	David Ortiz, BOS (2016)
123	David Ortiz, BOS (2006)
121	Rusty Staub, DET (1978)
118	Khrist Davis, OAK (2018)

## CAREER

**2017**—Hit 43 home runs after slugging 42 in 2016 to become the second player in Athletics history with back-to-back 40-homer seasons (Jimmie Foxx)...at the time, the 43 homers tied for fifth in Oakland history and tied for eighth in Athletics history...added 110 RBI after driving in 102 runs in 2016 and is the first Athletic with back-to-back 100 RBI seasons since Miguel Tejada (2000-03) and Eric Chavez (2001-03)...struck out a career high 195 times, which fell two short of the Athletics record of 197 set by Jack Cust in 2008...had the second most strikeouts in Athletics history, which tied for 10th most in American League history at the time...ranked second in the AL in home runs, third in RBI, tied for third in strikeouts, tied for fifth in grounded into double plays (20), tied for sixth in extra base hits (72) and tied for eighth in sacrifice flies (7)...batted .247 for the third consecutive season...slugged .528 and had a .336 on-base percentage...had career highs in games (153) and walks (73)...led the A's in runs, total bases (299), home runs, RBI, slugging percentage, strikeouts and grounded into double plays and tied for the lead in games, sacrifice flies, hit by pitches (6) and walks...hit 34 of his home runs as a left fielder, which is an Oakland record and the most by an A's left fielder since Bob Cerv hit 37 of his 38 home runs in 1958 as a left fielder...26 came at home, which tied for second most in Oakland history and fell one short of Jason Giambi's record of 27 in 2001...led the AL and tied for third in the majors in go-ahead RBI (31)...tied for the AL lead and tied for second in the majors in go-ahead home runs (20)...the go-ahead home runs were the most by an Athletic since Jose Canseco also had 20 in 1991...hit .257 with 36 of his 43 home runs against right-handed pitchers, .213 against left-handers...batted clean-up 143 times, which was the most by an Athletic since 1985 when Dave Kingman had 157...started 115 games in left field and 37 at designated hitter...hit .291 with nine home runs and 33 RBI as the DH compared to .233 with 34 home runs and 77 RBI as an outfielder...committed just one error in 116 games as a left fielder and his .995 fielding percentage is second best in Oakland history by a left fielder (Rudi, .996 in 1971)...however, his 1.95 total chances per nine in-

nings are fourth fewest and his two assists match the fewest by a qualifier – two-thirds of team games (Henderson, 2 in 142 games in 1998)...had the fourth highest percentage of swings that miss in the AL (33.7%)...was the A's Opening Day starter in left field on April 3 against Los Angeles (AL) and went 3-for-4 with two home runs and two RBI...became the second player in Oakland history with two home runs on Opening Day (Jason Giambi, 2000 vs. Detroit)...it was his first of four multi-homer games (April 28 at Houston, June 28 at Houston, Aug. 25 vs. Texas)...tied the Oakland Opening Day record for total bases with nine (Reggie Jackson, 1974 at Texas)...became the first Athletic with three hits on Opening Day since 2002 (David Justice and Jeremy Giambi vs. Texas)...went 0-for-4 April 13 at Kansas City to snap a career-high 18-game reaching base streak dating back to Sept. 23, 2015...it also snapped a seven-game hitting streak and a six-game run scored streak...struck out in 21 consecutive games from April 17 to May 10 (33 strikeouts total) to set an Athletics record for consecutive games with a strikeout by a non-pitcher...broke that mark by fanning in 22 consecutive games from Aug. 11 to Sept. 5 (33 strikeouts total)...the streak is third longest by any Athletic (34, Vida Blue, April 9-Sept. 12, 1971; 29, Jim Nash, May 12, 1967-April 24, 1968)...finished April with 10 homers to become the sixth player in Oakland history to hit 10 or more home runs in April, the first since Nick Swisher in 2006...matched his career high with four strikeouts May 8 against Los Angeles (AL), his first of three four-strikeout games...played in the 500th game of his career May 6 against Detroit...had 112 career home runs and is the 25th player in Major League history with at least that many home runs in the first 500 games of his career...equaled his career high with three walks at New York (AL) on May 27 (also Sept. 14, 2016 at Kansas City)...committed his only error of the season May 31 at Cleveland and went errorless over his final 69 games in the outfield...hit .186 in May, which matched the lowest single-month batting average of his career (Sept. 2016 and July 2015)...then batted .299 in June... however, set an Oakland record for strikeouts in June with 42...it was the third highest total for any month in Oakland history (45, Cust in July 2008; 43, Monday in Aug. 1968)...had his third career walk-off hit June 15 against New York (AL), a two-run single in the bottom of the 10th...slugged his 100th career double June 22 against Houston...hit his second career walk-off home run July 15 against Cleveland (also May 17, 2016 vs. Texas)...homered in three straight games for the third time in his career Aug. 6-9 (May 26-28, 2014 and Aug. 12-14, 2016)...snapped a career-high 0-for-20 streak with his 500th career hit Aug. 22 at Baltimore, a home run in the ninth inning off O'Day...batted .321 in September.

**2016**—Was acquired from Milwaukee on Feb. 12 for Bubba Derby and Jacob Nottingham and went on to bat .247 with 42 home runs and 102 RBI in 150 games...became the fifth player in Oakland history (Canseco, Giambi, Jackson and McGwire) and seventh in Athletics history (Foxy, Zernial) to hit 40 home runs...his 42 home runs tied for third in the American League and were the most by an Athletic since Jason Giambi had 43 in 2000...became the 17th player in Oakland history to drive in 100 runs, the first since Frank Thomas in 2006 (114)...struck out 166 times, which ranked seventh in the AL...matched his career high in triples (2)...led the A's with 137 hits, which were second fewest by a team-leader in Oakland history in a non-strike season (136, Dave Revering in 1979)...also led the club in runs (85), hits, home runs, RBI, strikeouts, slugging (.524), extra base hits (68), total bases (291), sacrifice flies (5), hit by pitches (8) and grounded into double plays (19)...hit .245 with 23 home runs and 47 RBI in 69 games after the All-Star Break and tied for second in the majors in post-break home runs...batted .267 with 31 of his 42 home runs at night...tied for second in the majors in night home runs and had the second best total in Oakland history...his .575 night slugging percentage was fourth best in the AL...hit 27 of his home runs as a left fielder, which was second most in the AL...his other 15 home runs came as the designated hitter, which were the most by an A's DH since 2009 (18, Cust)...slugged 25 home runs against AL West competition, which fell one short of the Oakland record of 26 (McGwire, 1992)... hit 10 home runs against Texas, which were the most in Oakland history against any team...added eight home runs against Seattle, which were the most by an Athletic against the Mariners... had 10 first-pitch home runs, which tied for fourth in the AL...had 42 home runs and 42 walks and his .307 on-base percentage was fourth lowest in Major League history by a 40-home run hitter... appeared exclusively in left field on defense, where he committed five errors in 93 games...the errors were second most among AL left fielders (Grossman, MIN 8) and were the most by an A's left fielder since 1991 (8, R.Henderson)...made a team-leading 87 starts batting clean-up and 40 starts in the five spot...swung and miss at 33.9% of his pitches seen, which was second highest in the AL (Davis, BAL 36.8%)...was the A's Opening Day starter in left field on April 4 against Chicago

(AL) and went 0-for-4 with three strikeouts...hit his first home run as an Athletic April 21 at New York (AL) to start a 25-game stretch where he batted .267 with 12 home runs and 26 RBI...had his first of five multi-homer games May 2 against Seattle...had his first career three-homer game May 17 against Texas and matched his career-high with six RBI (Aug. 6, 2015 vs. San Diego)...it was the 16th three-homer game in Oakland history and the 28th in Athletics history...his third home run was the game-winning grand slam in the bottom of the ninth inning...it was the seventh walk-off grand slam in Oakland history, the first since May 8, 2012 against Toronto (Brandon Inge)...according to the Elias Sport Bureau, he joins Joey Votto (May 13, 2012 vs. Washington) as the only players in Major League history to cap a three-homer game with a walk-off grand slam...it was his first career grand slam and his second career walk-off RBI...batted .260 with 11 home runs and 26 RBI in 27 games in May...the home runs are his most ever in a month...tied for the Major League lead in May home runs (Duvall, CIN) and ranked fourth in RBI...is the first Athletic to hit 11 or more home runs in a month since Jason Giambi hit 13 in Sept. 2000...the RBI were the most by an Athletic in a month since Frank Thomas had 31 in Sept. 2006...had the third best May home run total in Oakland history and tied for the third best RBI total...drove in five runs on June 13 against Texas...batted .300 with seven home runs and 13 RBI over a 13-game stretch from July 15 to 29...that included two-homer games on July 16 against Toronto and July 27 at Texas...committed his first error of the season July 17, snapping an 80-game errorless streak as an outfielder dating back to Aug. 28, 2015...homered in three consecutive games for the second time in his career Aug. 12-14...that started a 16-game stretch where he hit .317 with seven home runs and 15 RBI...scored four runs in a game for the first time in his career Aug. 19 at Chicago (AL)...matched his career high with four strikeouts Aug. 22 against Cleveland...homered twice Sept. 18 against Texas and the second home run off Keone Kela in the eighth inning was the 100th of his career...was named AL Co-Player of the Week Sept. 19 along with Hanley Ramirez (BOS) after batting .400 with nine runs, a double, five home runs, 13 RBI and seven walks in seven games...it was his first career Player of the Week award.

**2015**—Batted .247 with 27 home runs and 66 RBI in 121 games with Milwaukee...had a career high in stolen bases (6) and matched his best in triples (2)...led the Brewers and tied for 10th in the National League in home runs despite spending over a month of the season on the DL with a torn meniscus in his right knee...hit 21 of his home runs after the All-Star Break, which ranked second in the NL to the Rockies Carlos Gonzalez (27) and tied for third in the majors (Davis, BAL 28)...tied for fifth in the NL in post-break RBI (48)...had five games with two or more home runs, which tied for third most in the NL...batted .260 against right-handed pitchers compared to .212 against left-handers...hit .296 with 16 home runs and 43 RBI in 66 games at home...tied for eighth in the NL in home runs at home...hit 15 home runs in 41 day games (fourth in the NL)...10 of his home runs came in the seventh inning or later, which tied for third in the NL...batted .298 with 10 home runs when leading off an inning...made 107 starts, all in left field...committed five errors, which were the most among NL left fielders and tied for the most in the majors...had just one assist in 108 games overall in the outfield...went 4-for-11 (.364) with two walks, two home

### ATHLETICS MOST HOME RUNS

#### TWO CONSECUTIVE SEASONS

- 106 Jimmie Foxx (1932-33)
- 92 Jimmie Foxx (1933-34)
- 91 Khris Davis (2017-18)
- 91 Mark McGwire (1995-96)
- 88 Jimmie Foxx (1931-32)

#### THREE CONSECUTIVE SEASONS

- 150 Jimmie Foxx (1932-34)
- 136 Jimmie Foxx (1931-33)
- 133 Khris Davis (2016-18)
- 128 Jimmie Foxx (1933-35)
- 125 Mark McGwire (1995-97)
- 125 Jimmie Foxx (1930-32)

### OAKLAND A'S MOST RBI

#### TWO CONSECUTIVE SEASONS

- 260 Jason Giambi (1999-2000)
- 257 Jason Giambi (2000-01)
- 244 Miguel Tejada (2001-02)
- 237 Miguel Tejada (2002-03)
- 237 Jose Canseco (1987-88)
- 233 Khris Davis (2017-18)
- 233 Jason Giambi (1998-99)

#### THREE CONSECUTIVE SEASONS

- 380 Jason Giambi (1999-2001)
- 370 Jason Giambi (1998-2000)
- 359 Miguel Tejada (2000-02)
- 354 Jose Canseco (1986-88)
- 350 Miguel Tejada (2001-03)
- 335 Khris Davis (2016-18)

runs and three RBI as a pinch hitter...tied for third in the NL in pinch homers...saw his most action with 48 starts batting fifth and 31 hitting clean-up...made his second consecutive Opening Day start in left field for Milwaukee April 6 against Colorado and went 1-for-4...hit his first home run of the season April 29 at Cincinnati to snap a career-high 36-game homerless streak dating back to his last home run on Sept. 5, 2014...matched his career high with four hits May 8 against Chicago (NL)...hit his second career pinch hit home run May 11 against Chicago (AL)...his third came later in the season on July 18 against Pittsburgh...had his first of five two-homer games May 25 against San Francisco...was batting .250 with five home runs and 16 RBI in 46 games when he was placed on the 15-day disabled list May 31 with a torn meniscus in his right knee...Dr. William Raasch performed surgery on the knee June 2...had a six-game rehab assignment with Single-A Wisconsin before he was reinstated from the DL July 7...had three two-homer games over a 13-game span from Aug. 6 to 19 and tallied 20 home runs and 41 RBI over his final 53 games starting Aug. 6...led the majors in home runs and tied for second in the NL in RBI from Aug. 6 through the end of the season...had two home runs and six RBI Aug. 6 against San Diego, two home runs and four RBI Aug. 9 against St. Louis and two home runs and five RBI Aug. 19 against Miami...the six RBI against the Padres were a career high...hit .228 with 10 home runs and 24 RBI in 26 games in August to earn Brewers Player of the Month honors...tied for the NL lead in home runs in August (Gonzalez, COL) and tied for third in RBI...earned the honor again in September/October after hitting .284 with 10 home runs and 20 RBI over his final 32 games...connected for his fifth two-homer game of the season Sept. 27 at St. Louis.

**2014**—Batted .244 with 22 home runs and 69 RBI in 144 games in his first full season in the Major Leagues...made 131 starts, all in left field...tied for 10th in the National League in extra-base hits (61)...had a .258 batting average against left-handed pitchers compared to .239 against right-handers...hit .403 with four home runs and 10 RBI in 18 interleague games...recorded a career-high four hits April 5 at Boston and again May 26 against Baltimore...produced game-winning extra-inning hits April 20 at Pittsburgh (solo homer in 14th inning) and April 28 at St. Louis (RBI-triple in 12th inning)...gave the Brewers a 4-3 victory May 15 against Pittsburgh with a two-run walk-off single in the ninth inning off Mark Melancon...had a season-best nine-game hitting streak from May 22 to 31...went 15-for-34 (.441) with 10 runs, six doubles, four home runs and eight RBI during the streak.

**2013**—Made his first career Opening Day roster and batted .279 with 11 home runs and 27 RBI in 56 games with Milwaukee...had three stints with the Brewers (Opening Day-May 1, July 12-14 and July 23-end of season)...batted .294 with 11 home runs and 27 RBI in 41 games during his final stint with the Brewers, replacing the suspended Ryan Braun...led the team in home runs (11) and tied for the team lead in RBI (27) following his July 23 recall...made his Major League debut on Opening Day against Colorado and grounded into a fielder's choice as a pinch-hitter...recorded his first ML hit with a double off Patrick Corbin April 6 against Arizona...hit his first ML homer with a pinch-hit solo shot off Colt Hynes July 23 against San Diego...became the fifth player in franchise history to hit his first career ML homer as a pinch-hitter...batted .255 with 13 home runs and 37 RBI in 69 games at Triple-A Nashville.

**2012**—Batted .349 with 12 home runs and 47 RBI in 76 games at Double-A Huntsville (44 games) and Triple-A Nashville (32 games)...also had a six-game rehab assignment from June 29-July 6 with the Brewers Arizona Rookie League club while he recovered from a strained right calf...was named Southern League Player of the Week for July 23-29 after batting .545 (12-for-22) with four home runs and nine RBI...was named Brewers Minor League Player of the Month for July after hitting .343 with seven home runs and 16 RBI in 19 games...played for the Phoenix Desert Dogs in the Arizona Fall League.

**2011**—Batted .280 with 17 home runs, 84 RBI and 10 stolen bases in 125 games with Single-A Brevard County (90 games) and Double-A Huntsville (35 games)...was a Florida State League Mid-season All-Star after hitting .327 with 10 home runs and 47 RBI with Brevard County before the All-Star Break...was named Brewers Minor League Player of the Month for April after hitting .350 with five home runs and 22 RBI in 22 games...was promoted to Huntsville July 22.

**2010**—Batted .280 with 22 home runs, 72 RBI and 17 stolen bases in 128 games with Single-A Wisconsin...was selected to the Midwest League's Midseason and Postseason All-Star teams as he ranked among the leaders in home runs (t-2nd, 22) and slugging percentage (4th, .499)...his 22 home runs set a new Wisconsin single-season franchise record...was named Midwest League Player of the Week for June 21-27 after batting .455 (5-for-11) with two home runs and four RBI.

**2009**—Went 0-for-1 in one game in his professional debut with Helena of the Rookie Pioneer League...was transferred to the Brewers affiliate in Arizona Rookie League Aug. 3, where he hit .243 with two home runs and eight RBI in 10 games.

## PERSONAL/MISCELLANEOUS

Kristopher Adrian Davis was originally signed by Brewers scout Josh Belovsky...has a son, Pablo... graduated from Deer Valley (AZ) High School...attended Cal State Fullerton...his father, Rodney, played professionally as an outfielder in the minor leagues with the Dodgers and later scouted for the Diamondbacks...enjoys reading, table tennis and video games.

## LIFETIME PLAYING RECORD

Year	Club	AVG.	G	AB	R	H	2B	3B	HR	RBI	SH	SF	HP	BB	SO	SB	CS	SLG	OBP	E
2009	Helena	.000	1	1	0	0	0	0	0	0	0	0	0	0	0	0	0	.000	.000	0
	AZL Brewers	.243	10	37	7	9	0	2	2	8	0	1	1	6	11	4	0	.514	.356	0
2010	Wisconsin	.280	128	457	86	128	26	4	22	72	2	4	15	77	120	17	10	.499	.398	3
2011	Brevard County	.309	90	304	50	94	21	1	15	68	0	7	9	51	70	10	5	.533	.415	2
	Huntsville	.210	35	124	10	26	7	1	2	16	0	1	1	10	23	0	0	.331	.272	1
2012	Huntsville	.383	44	128	23	49	9	0	8	23	1	0	5	20	33	2	2	.641	.484	2
	AZL Brewers	.368	6	19	7	7	0	0	3	5	0	0	1	2	7	1	1	.842	.455	0
	Nashville	.310	32	113	23	35	12	0	4	24	0	4	3	20	27	1	0	.522	.414	0
2013	MILWAUKEE	.279	56	136	27	38	10	0	11	27	0	1	5	11	34	3	0	.596	.353	1
	Nashville	.255	69	243	35	62	12	1	13	37	0	2	5	31	59	6	4	.473	.349	5
2014	MILWAUKEE	.244	144	501	70	122	37	2	22	69	0	6	10	32	122	4	1	.457	.299	3
2015	MILWAUKEE	.247	121	392	54	97	16	2	27	66	0	3	1	44	122	6	2	.505	.323	5
	Wisconsin	.100	6	20	1	2	0	0	0	2	0	1	0	3	2	0	1	.100	.208	0
2016	OAKLAND	.247	150	555	85	137	24	2	42	102	0	5	8	42	166	1	2	.524	.307	5
2017	OAKLAND	.247	153	566	91	140	28	1	43	110	0	7	6	73	195	4	0	.528	.336	1
2018	OAKLAND	.247	151	576	98	142	28	1	48	123	0	7	12	59	175	0	0	.549	.326	0
<b>AL Totals</b>		<b>.247</b>	<b>454</b>	<b>1697</b>	<b>274</b>	<b>419</b>	<b>80</b>	<b>4</b>	<b>133</b>	<b>335</b>	<b>0</b>	<b>19</b>	<b>26</b>	<b>174</b>	<b>536</b>	<b>5</b>	<b>2</b>	<b>.534</b>	<b>.323</b>	<b>6</b>
<b>NL Totals</b>		<b>.250</b>	<b>321</b>	<b>1029</b>	<b>151</b>	<b>257</b>	<b>63</b>	<b>4</b>	<b>60</b>	<b>162</b>	<b>0</b>	<b>10</b>	<b>16</b>	<b>87</b>	<b>278</b>	<b>13</b>	<b>3</b>	<b>.494</b>	<b>.315</b>	<b>9</b>
<b>ML Totals</b>		<b>.248</b>	<b>775</b>	<b>2726</b>	<b>425</b>	<b>676</b>	<b>143</b>	<b>8</b>	<b>193</b>	<b>497</b>	<b>0</b>	<b>29</b>	<b>42</b>	<b>261</b>	<b>814</b>	<b>18</b>	<b>5</b>	<b>.519</b>	<b>.320</b>	<b>15</b>

## CAREER TRANSACTIONS

**2006** — Selected by the Washington Nationals organization in the 29th round of the First-Year Player Draft; did not sign. **2009** — Selected by the Milwaukee Brewers organization in the 7th round of the First-Year Player Draft. **2015** — On the disabled list, May 31 to July 6; included rehabilitation assignment to Wisconsin, July 1 to 6. **2016** — Traded to the Oakland Athletics for minor league pitcher Bubba Derby and minor league catcher Jacob Nottingham, February 12. **2018** — On the disabled list, May 21 to 30.

## WILD CARD RECORD

Year	Club/Opp.	AVG.	G	AB	R	H	2B	3B	HR	RBI	SH	SF	HP	BB	SO	SB	CS	SLG	OBP	E
2018	OAK vs. NYY	.250	1	4	1	1	0	0	1	2	0	0	0	0	2	0	0	1.000	.250	0

## DAVIS' CAREER HIGHS

**Hits:** 4 (four times), last: May 17, 2018 at Toronto

**Home Runs:** 3, May 17, 2016 vs. Texas. 2 (21 times), September 21, 2018 vs. Minnesota; August 19, 2018 vs. Houston; July 25, 2018 at Texas; July 22, 2018 vs. San Francisco; June 13, 2018 vs. Houston; June 8, 2018 vs. Kansas City; April 13, 2018 at Seattle; August 25, 2017 vs. Texas; June 28, 2017 at Houston; April 28, 2017 at Houston; April 3, 2017 vs. Los Angeles (AL); September 18, 2016 at Texas; July 27, 2016 at Texas; July 16, 2016 vs. Toronto; May 2, 2016 vs. Seattle; September 27, 2015 at St. Louis; August 19, 2015 vs. Miami; August 9, 2015 vs. St. Louis; August 6, 2015 vs. San Diego; May 25, 2015 vs. San Francisco; August 23, 2013 at Cincinnati

**Runs Batted In:** 6 (twice), May 17, 2016 vs. Texas; August 6, 2015 vs. San Diego; 5 (three times), last: July 25, 2018 at Texas

**Stolen Bases:** 1 (18 times), last: June 27, 2017 at Houston

**Hitting Streak:** 14, June 27 to July 12, 2018

**Hitless Streak (At Bats):** 20, August 16 to 22, 2017

**Game Ending RBI:** 6, September 21, 2018 vs. Minnesota (home run); May 5, 2018 vs. Baltimore (home run); July 15, 2017 vs. Cleveland (home run); June 15, 2017 vs. New York-AL (single); May 17, 2016 vs. Texas (grand slam); May 15, 2014 vs. Pittsburgh (single)



**Grand Slams:** 2, September 16, 2018 at Tampa Bay (Sergio Romo); May 17, 2016 vs. Texas (Shawn Tolleson)

**Pinch-Hit Home Runs:** 3, July 18, 2015 vs. Pittsburgh (Antonio Bastardo); May 11, 2015 vs. Chicago-AL (Zach Duke); July 23, 2013 vs. San Diego (Colt Hynes)

**Inside-The-Park Home Runs:** None

**Lead Off Home Runs:** None

**LEFT-HANDED PITCHER****Height/Weight:** 6-4 / 190**Bats/Throws:** Left / Left**Birthdate:** January 21, 1987**Opening Day Age:** 32**Birthplace/Resides:** Wymore, Nebraska / Beatrice, Nebraska**Major League Service:** 6 years, 50 days**Obtained:** Acquired from the Kansas City Royals for minor leaguers Ismael Aquino and Dairon Blanco, July 27, 2019**Contract Status:** First year of a one-year contract through 2019 with a mutual option for 2020.**CAREER HIGHLIGHTS**

Has pitched for three teams in six seasons in the majors and is 14-15 with seven saves and a 3.75 ERA in 365 career appearances, all in relief...has more strikeouts (383) than innings pitched (312.0) for an average of 11.05 strikeouts per nine innings...was originally drafted by Philadelphia in the 30th round in 2007 and pitched for the Phillies (2012-15), Rangers (2015-18) and Diamondbacks (2018) before signing with the Royals prior to the 2019 season...was part of a combined no-hitter with Philadelphia on Sept. 1 at Atlanta, working a 1-2-3 seventh inning...recorded the win in his Major League debut on May 15, 2012 vs. Houston...pitched in the Arizona Fall League in 2010 and 2011 and was named to the Top Prospects Team in 2011.

**2018 HIGHLIGHTS**

Appeared in 71 games combined between Texas and Arizona, being traded to the Diamondbacks at the non-waiver deadline...went 1-2 with two saves, a 4.73 ERA, 17 holds and 66 strikeouts...acquired by Arizona in exchange for right-handed pitcher Wei-Chieh Huang and left-handed pitcher Joshua Javier on July 31...tossed a scoreless inning at Chase Field the night prior to the deal and rode the bullpen cart from the visiting clubhouse to the home clubhouse before the next night's game...tied for seventh among Major League left-handed relievers in appearances and was 13th in strikeouts per 9.0 innings (11.14)...his strikeout per nine inning rate was his highest since he set a career high (12.68) in 2014...allowed just 22.2 percent of his inherited runners to score (6-for-27)...stranded 7 of 8 inherited runners with the Diamondbacks...ranked fourth among Major League relievers with a 14.7 strikeout per nine inning rate on the road...was ninth among all left-handers with a 1.40 road ERA (min. 25.0 IP)...made 15-straight scoreless appearances on the road from July 5-Sept. 11, spanning 10.2 innings...surrendered a season-high three runs at Colorado on Sept. 13, which marked just the second time in his last 41 road outings in which he's allowed a run...limited right-handed batters to a .191 average (25-for-131)...however, lefties hit .329 (24-for-73) against him.

**CAREER**

**2017**—Missed a majority of the season due to three surgeries to replace his colon with an internal reservoir in order to relieve his ulcerative colitis condition...all three surgeries were conducted at the Mayo Clinic in Rochester, Minn., with the final one on June 9...made 11 relief appearances in September and posted a 2.53 ERA...allowed all three runs in one outing on Sept. 13 vs. Seattle...ranked among AL leaders for September/October in holds (5, t-5th) and opponents batting average (.121, 10th)...set a club record by opening a season with five-straight outings without allowing a hit and facing at least three batters in each appearance.

**2016**—Made 66 relief appearances in his first full season with the Rangers, going 4-2 with a 3.40 ERA...recorded the first four saves of his Major League career...among American League relievers, tied for fourth in holds (26) and ranked ninth in opponents' average (.189)...his 26 holds were third-most in club history, behind 27 from Mike Adams (2012) and Tanner Scheppers (2013)...extended a streak of appearances without an earned run to 20-straight (15.2 ip) from Sept. 12, 2015-April 27, 2016, before surrendering three runs to the Angels on May 1...recorded his first ML save June 9 against Houston...placed on the disabled list (left index finger laceration) on July 6 and was reinstated on July 21...pitched to a 6.92 ERA after coming off the DL...made two appear-

ances vs. Toronto in the ALDS, allowing three runs on five hits in 1.0 inning of work...surrendered all three tallies in the ninth inning of the Jays' 10-1 triumph in Game 1...also allowed a double to pinch-hitter Melvin Upton, Jr. and issued an intentional walk to Kevin Pillar in the sixth inning of Game 3.

**2015**—Combined to go 2-1 with a 4.01 ERA over 67 appearances with the Phillies and Rangers...acquired by Texas on July 31 along with Cole Hamels and cash considerations, in exchange for six minor league players...made his Rangers debut that night vs. San Francisco, tossing 1.2 scoreless innings...following the trade, posted a 2.08 ERA, allowing runs in just three of his 26 appearances with the Rangers...also allowed just two of 13 inherited runners to score (15.4%)...ended the season with 7.1 scoreless innings over his final nine relief appearances, with opponents going 1-for-24 (.042) against him...made four appearances vs. Toronto in the American League Division Series, posting a 1.50 ERA (1 ER in 6.0 IP) and a .105 opponents' average (2-for-19)...worked 2.0 scoreless innings in both Game 1 and 2 at Rogers Centre, protecting a 5-3 lead in the first contest...his four appearances tied with Sam Dyson for the team lead.

**2014**—In his first full Major League season, ranked third among National League relievers in strikeouts (100), fourth in strikeouts per nine innings (12.68), tied for sixth in innings (71.0) and tied for ninth in appearances (73)...is just one of just seven left-handed relievers to record 100 strikeouts in a season over the last 10 years, along with Aroldis Chapman (2012-15), Andrew Miller (2014-16), Billy Wagner (2010), Brad Hand (2016), Josh Hader (2018) and Ryan Yarbrough (2018)...posted a 2.38 ERA over his last 25 appearances of the season, holding opponents scoreless in 21 of them (Aug. 3-Sept. 28)...combined with Cole Hamels, Ken Giles and Jonathan Papelbon for a no-hitter on Sept. 1 at Atlanta, working a 1-2-3 seventh inning following Hamels' departure.

**2013**—Worked 45 games with the Phillies, after opening the year with Triple-A Lehigh Valley...went 1-4 with a 2.58 ERA and 41 strikeouts in 38.1 innings...pitched to a 5.19 ERA over his first 11 appearances, before posting a 1.82 mark and a .190 opponents' average over his final 34 outings (July 7-Sept. 28)...also allowed one run over his final 19 appearances (0.52 ERA)...fanned all five hitters he faced in 1.2 innings at Pittsburgh on July 3, which established his single-game career high.

**2012**—Made his Major League debut on May 15 against Houston, earning a win with 1.1 scoreless innings in a 4-3 final...became the first Phillie reliever to win his first ML game since Sergio Escalona in 2009...had two stints in the big leagues (May 15-July 31 and Sept. 3-end of season)...also pitched in 25 games with Lehigh Valley...pitched to a 4.64 ERA in his first 23 appearances, but recorded a 1.50 mark over his final nine outings...recorded an 11.52 strikeout per nine inning rate (35 so in 27.1 ip) overall.

**2011**—Tied for fourth in the Eastern League in appearances (53), spending the year at Double-A Reading...averaged 11.49 strikeouts per nine innings (83 so in 65.0 ip)...named to the Arizona Fall League Top Prospects team, pitching for Scottsdale.

**2010**—Held opponents to a .187 average combined between Single-A Lakewood and Clearwater...pitched for Mesa in the Arizona Fall League...also participated in the Florida Instructional League for the third-straight year.

**2009**—Transitioned from starter to reliever, making two starts with Lakewood to open the year...he's made just one professional start, which was part of a minor league rehab assignment, since April 18, 2009.

**2008**—Combined for a 4-9 record and a 5.09 ERA in 27 starts with Lakewood and Williamsport...struck out 96 in 141.1 innings but walked 72.

**2007**—Made his professional debut with the GCL Phillies and went 1-3 with a 2.92 ERA in 10 games, seven starts...also went 2-1 with a 2.25 ERA in three starts with Williamsport.

**PERSONAL/MISCELLANEOUS**

Jacob Tanner Diekman was originally signed by Phillies scout Jerry Lafferty...is married, Amanda, and has a daughter, Palmer...played baseball, basketball and golf at Wymore (Neb.) Southern High School, graduating in 2005...pitched two seasons at Cloud County Community College in Concordia, Kan., graduating with an associate's degree in business administration...actively involved in activities for the Cohn's and Colitis Foundation of America...joined with wife, Amanda, to found the "Cut it Out Foundation", whose mission is to connect patients and caregivers through education and inspiration in order to strengthen relationships and resources within the community...awarded the 53rd Hutch Award by the Fred Hutchinson Cancer Research Center in Seattle in January 2018...the honor is given annually to an MLB player who best exemplifies the honor, courage and dedication of the legendary player and manager, Fred Hutchinson...was given the Richard Durrett "Hardest Working Man" Award by the Dallas-Fort Worth Chapter of the Baseball Writers' Association of America...the award is given annually to a player who demonstrates significant improvement over the previous season or seasons through hard work.

**LIFETIME PITCHING RECORD**

Year	Club	W	L	ERA	G	GS	CG	SHO	SV	IP	H	R	ER	HR	HB	BB	IBB	SO	WP	BK
2007	GCL Phillies	1	3	2.92	10	7	0	0	0	37.0	29	12	12	2	3	13	0	35	0	0
	Williamsport	2	1	2.25	3	3	0	0	0	16.0	10	4	4	0	1	8	0	11	1	0
2008	Lakewood	3	5	5.42	19	19	0	0	0	96.1	120	72	58	4	5	47	0	53	12	3
	Williamsport	1	4	4.40	8	8	1	0	0	45.0	41	24	22	4	1	25	0	43	2	0
2009	Lakewood	2	0	4.04	32	2	0	0	2	55.2	59	32	25	3	0	28	0	52	4	3
2010	Lakewood	2	0	1.90	21	0	0	0	0	23.2	16	11	5	0	5	15	0	30	3	0
	Clearwater	0	2	3.66	24	0	0	0	0	32.0	22	20	13	2	6	23	0	26	2	0
2011	Reading	0	1	3.05	53	0	0	0	3	65.0	47	29	22	3	5	44	2	83	7	0
2012	Lehigh Valley	1	1	1.69	25	0	0	0	7	26.2	19	5	5	0	2	13	1	37	0	0
	PHILADELPHIA	1	1	3.95	32	0	0	0	0	27.1	25	17	12	1	3	20	3	35	1	0
2013	Lehigh Valley	1	0	5.70	30	0	0	0	11	30.0	31	22	19	1	1	24	1	37	1	0
	PHILADELPHIA	1	4	2.58	45	0	0	0	0	38.1	34	15	11	1	0	16	2	41	2	1
2014	PHILADELPHIA	5	5	3.80	73	0	0	0	0	71.0	66	36	30	4	3	35	5	100	7	0
2015	PHILADELPHIA	2	1	5.15	41	0	0	0	0	36.2	40	23	21	3	2	24	0	49	1	0
	Lehigh Valley	0	0	0.00	6	0	0	0	3	7.0	5	0	0	0	0	1	0	7	1	0
	TEXAS	0	0	2.08	26	0	0	0	0	21.2	13	5	5	2	1	7	0	20	1	0
2016	TEXAS	4	2	3.40	66	0	0	0	4	53.0	36	22	20	4	3	26	1	59	3	0
2017	Frisco	1	0	1.80	5	1	0	0	0	5.0	3	1	1	0	0	0	0	6	0	0
	Round Rock	0	0	0.00	1	0	0	0	0	1.1	0	0	0	0	0	0	0	2	0	0
	TEXAS	0	0	2.53	11	0	0	0	1	10.2	4	3	3	1	0	10	1	13	0	0
2018	TEXAS	1	1	3.69	47	0	0	0	2	39.0	31	18	16	2	3	23	1	48	0	0
	ARIZONA	0	1	7.53	24	0	0	0	0	14.1	18	15	12	2	3	8	1	18	3	0
<b>AL Totals</b>		<b>5</b>	<b>3</b>	<b>3.18</b>	<b>150</b>	<b>0</b>	<b>0</b>	<b>0</b>	<b>7</b>	<b>124.1</b>	<b>84</b>	<b>48</b>	<b>44</b>	<b>9</b>	<b>7</b>	<b>66</b>	<b>3</b>	<b>140</b>	<b>4</b>	<b>0</b>
<b>NL Totals</b>		<b>9</b>	<b>12</b>	<b>4.12</b>	<b>215</b>	<b>0</b>	<b>0</b>	<b>0</b>	<b>0</b>	<b>187.2</b>	<b>183</b>	<b>106</b>	<b>86</b>	<b>11</b>	<b>11</b>	<b>103</b>	<b>11</b>	<b>243</b>	<b>14</b>	<b>1</b>
<b>ML Totals</b>		<b>14</b>	<b>15</b>	<b>3.75</b>	<b>365</b>	<b>0</b>	<b>0</b>	<b>0</b>	<b>7</b>	<b>312.0</b>	<b>267</b>	<b>154</b>	<b>130</b>	<b>20</b>	<b>18</b>	<b>169</b>	<b>14</b>	<b>383</b>	<b>18</b>	<b>1</b>

**CAREER TRANSACTIONS**

**2007** — Selected by the Philadelphia Phillies organization in the 30th round of the First-Year Player Draft. **2015** — Traded to the Texas Rangers with pitcher Cole Hamels and cash for pitchers Jared Eickhoff and Matt Harrison, catcher Jorge Alfaro, minor league pitchers Alec Asher and Jake Thompson and minor league outfielder Nick Williams, July 31. **2016** — On the disabled list, July 6 to 21. **2017** — On the disabled list, February 14 to August 31; included rehabilitation assignments to Frisco, August 17 to 24 and August 28 to 31, and Round Rock, August 25 to 27. **2018** — Traded to the Arizona Diamondbacks for minor league pitcher Wei-Chieh Huang and a player to be named later (minor league pitcher Joshua Javier on August 17), July 31. Elected free agency, October 29. **2019** — Signed by the Kansas City Royals, February 13. Traded to the Oakland Athletics for minor league pitcher Ismael Aquino and minor league outfielder Dairon Blanco, July 26.

**DIVISION SERIES RECORD**

Year	Club/Opp.	W	L	ERA	G	GS	CG	SHO	SV	IP	H	R	ER	HR	HB	BB	IBB	SO	WP	BK
2015	TEX vs. TOR	0	0	1.50	4	0	0	0	0	6.0	2	1	1	0	0	0	0	5	0	0
2016	TEX vs. TOR	0	0	27.00	2	0	0	0	0	1.0	5	3	3	1	0	2	1	1	0	0
<b>Totals</b>		<b>0</b>	<b>0</b>	<b>5.14</b>	<b>6</b>	<b>0</b>	<b>0</b>	<b>0</b>	<b>0</b>	<b>7.0</b>	<b>7</b>	<b>4</b>	<b>4</b>	<b>1</b>	<b>0</b>	<b>2</b>	<b>1</b>	<b>6</b>	<b>0</b>	<b>0</b>

## DIEKMAN'S CAREER BESTS

**Low Hit Complete Game:** None

**Innings Pitched:** 2.0 (14 times), last: April 27, 2016 vs. New York (AL)

**Strikeouts:** 5, July 3, 2013 at Pittsburgh

**Longest Winning Streak:** 3, June 7 to August 10, 2016

**Longest Losing Streak:** 4, July 18, 2012 to August 10, 2013

**Longest Scoreless Streak:** 14.2, May 11 to June 18, 2016

**RIGHT-HANDED PITCHER****Height/Weight:** 5-9 / 185**Bats/Throws:** Right / Right**Birthdate:** October 2, 1989**Opening Day Age:** 29**Birthplace/Resides:** Winston-Salem, North Carolina / Winston-Salem, North Carolina**Major League Service:** 2 years, 143 days**Obtained:** Selected in the 32nd round of the 2012 First-Year Player Draft**Contract Status:** First year of a one-year contract through 2019**CAREER HIGHLIGHTS**

Has a 3.63 ERA and .210 opponents batting average in 160 relief appearances in four seasons with Oakland...first batters faced are 22-for-149 (.148) with seven walks (.181 on-base percentage)...led American League rookies and tied for ninth among all AL pitchers with 70 games pitched in 2016...began his career in 2015 with an 11.0-inning scoreless streak...also made his Triple-A debut in 2015 and is 18-15 with 43 saves and a 2.21 ERA (59 er in 240.2 ip) in 179 career appearances as a minor leaguer...has 298 strikeouts in 240.2 innings (11.15 per nine innings)...was named the A's Organizational Pitcher of the Year and a Texas League Postseason All-Star in 2015...earned Midseason All-Star honors in the TL in 2015 and the Midwest League in 2013...played for Mesa in the Arizona Fall League in 2013.

**2018 HIGHLIGHTS**

Had six stints with Oakland and compiled a 4.26 ERA and .242 opponents batting average in 28 relief appearances in his fourth season...the opponents batting average was a career high...struck out 21 batters in 25.1 innings for a career-low average of 7.46 strikeouts per nine innings...his opponents batting average included a mark of .219 (7-for-32) against left-handed hitters compared to .254 (15-for-59) against right-handers...issued all seven of his walks to righties...reversed a career trend as he had a .181 average against righties and .250 against lefties in his career entering the season...allowed 5-of-16 (31.3%) inherited runners to score but has allowed just 19-of-95 (20.0%) to score in his career...first batters faced were 6-for-26 (.231) with a walk (.250 on-base percentage)...they are now batting .148 (22-for-149) with seven walks (.181 on-base percentage) in his career...did not allow a run in 15 appearances against American League West competition (15.0 ip) and had a .130 opponents batting average...had a 10.45 ERA and .356 opponents batting average in 13 games against all other teams...had six scoreless outings against Houston (6.2 ip) and now has a 0.70 ERA (2 er in 25.2 ip) in 22 career outings against the Astros...compiled a 1.59 ERA in six games on no days rest, a 5.03 ERA in 22 games against all other teams...made 25 of his 28 appearances at night and 20 on the road.

**OAKLAND:** Began the season on the 10-day disabled list with a strained right shoulder...started a three-game rehab assignment with Triple-A Nashville April 5 and made three appearances (4.0 ip, 4 h, 1 r, 1 er, 1 bb, 3 so) before he was reinstated from the DL April 14...made his first appearance April 17 against Chicago (AL) and tied the Athletics record for strikeouts in an inning with four in the eighth inning...it was the fourth time an Oakland Athletics pitcher accomplished the feat, the first since Ryan Cook on April 27, 2012 at Baltimore...is the first to do it in the Coliseum...the four strikeouts matched his career high (May 15, 2016 at Tampa Bay)...allowed two runs in that game but did not surrender a run in his next seven contests from April 23 to May 8 (6.2 ip)...yielded five runs over a four-game stretch from May 11 to 17 (19.29 ERA) and had a 6.30 ERA in 12 games overall when he was optioned to Nashville May 18...allowed a career-high tying four hits May 16 at Boston...returned the next day when Brett Anderson went on the DL and made five more appearances (3.00 ERA) before he was sent back to the Sounds June 8...his third stint began on July 10 and after two scoreless outings, he allowed three runs without retiring a batter July 13 at San Francisco and was optioned the next day...did not allow a run over his final three stints for a season-ending 7.1-inning scoreless streak...pitched just once during his fourth stint from July 30 to Aug. 6, and retired the only batter he faced July 30 against Toronto...tossed 2.0 scoreless innings at Houston Aug. 29 in his only outing during his fifth stint from Aug. 28 to 29...returned

to Oakland for the final time Sept. 9 and did not allow a run in six games (5.0 ip) following his return...opponents went 1-for-14 (.071) with a walk.

**NASHVILLE:** Was 3-2 with a save and a 3.54 ERA in 23 relief appearances with Nashville...struck out 36 batters in 28.0 innings (11.57 per nine innings)...walked eight for a strikeout-to-walk ratio of 4.50...allowed a .273 opponents batting average, including .250 (15-for-60) against right-handed hitters compared to .308 (12-for-39) against left-handers...surrendered five home runs, all solo shots...yielded a .381 average with runners in scoring position...opponents hit .174 when leading off an inning and he did not walk a batter...allowed 4-of-12 (33.3%) inherited runners to score...posted a 2.35 ERA before the All-Star Break, a 4.97 ERA after the break...combined for a 1.69 ERA in the eighth and ninth innings, a 4.67 ERA in all other innings...had a 2.53 ERA in 11 games at home, a 4.15 ERA in 12 outings on the road...tossed at least one inning in 20 of his 23 appearances...made three rehab appearances with Nashville in April, allowing one run in 4.0 innings...returned to the Sounds June 11 and allowed four runs in 10.1 innings over nine games (3 er, 2.61 ERA) before returning to Oakland July 10...yielded a season-high two runs on a season-high four hits and a season-high two walks in 2.2 innings June 18 at Albuquerque and took the loss...had a season-high 6.0-inning scoreless streak in six games over two stints from June 24 to July 21...was credited with his lone save June 28 at Oklahoma City...had one at bat on July 3 at Omaha and struck out...surrendered a home run in three consecutive games from Aug. 15 to 23...matched his season highs in runs (2) and walks (2) Aug. 18 against New Orleans...struck out a season-high four batters in a season-high 3.0 innings Aug. 26 at Memphis and picked up the win.

## CAREER

**2017**—Went 2-2 with a 5.14 ERA and .236 opponents batting average in 49 games in a season shortened by a two-month stint on the disabled list with a strained right knee...struck out 45 batters in 42.0 innings, the first time in his career he has finished with more strikeouts than innings pitched...his ERA more than doubled his mark of 2.42 from 2016...walked 16 batters in 42.0 innings (3.43 per nine innings) after issuing just 15 walks in 74.1 innings in 2016 (1.82 per nine innings)...his opponents on-base percentage (.316) was a career high...held right-handed hitters to a .206 batting average while lefties hit .300...had a .639 OPS against righties, .897 against lefties...first batters faced hit .114, which was third lowest in the American League...at the time, it was third lowest by an A's reliever since 1974...also ranked third in the AL in first batter on-base percentage (.184)...allowed 6-of-24 (25.0%) inherited runners to score...compiled a 3.60 ERA and .161 opponents batting average at home, a 7.41 ERA and .329 opponents average on the road...logged a 4.15 ERA and .180 opponents average during the day, a 5.84 ERA and .271 opponents average at night...had an 8.10 ERA in 13 games on no days rest, a 4.22 ERA in his other 36 appearances...yielded a .118 batting average with runners in scoring position and two outs...tied for fifth among AL relievers in unearned runs (6)...also tied for third in caught stealings (3) and tied for seventh in lowest opponents stolen base percentage (50.0)...tossed fewer than one inning in 22 of his 49 appearances...struck out the side in the seventh inning on Opening Day against Los Angeles (AL)...the three strikeouts were a season-high (also Aug. 26 vs. Texas)...did not yield an earned run in 10 of 11 outings from April 12 to May 6 (1.86 ERA), but allowed seven runs over that span (two earned)...surrendered a career-high tying four runs in 0.2 innings April 26 at Los Angeles (AL)...matched his career high with two walks May 13 at Texas and Aug. 16 against Kansas City...made his 100th career appearance May 16 at Seattle...tossed a scoreless 10th inning for the win in a 3-2 A's victory over Boston May 19 but was placed on the disabled list the next day with a strained right knee...had a 6.32 ERA in 18 games at the time of his injury...missed two months before beginning a rehab assignment with the A's affiliate in the Arizona Rookie League July 19...also made two outings with Triple-A Nashville on July 21 and 24 at New Orleans and did not allow a run in his three rehab appearances (3.2 ip)...was reinstated from the DL July 27 and compiled a 4.44 ERA in 31 games following his return...did not allow a run over his first eight appearances (5.1 ip)...stranded each of his 10 inherited runners over a 20-game stretch from Aug. 4 to Sept. 13...yielded just one run over a 10-game stretch from Sept. 1-17 (1.04 ERA)...tossed a season-high 2.0 perfect innings of relief in the first game of the Sept. 9 doubleheader against Houston.

**2016**—The rookie reliever compiled a 2.42 ERA and .186 opponents batting average in 70 relief appearances...led American League rookies and tied for ninth among all AL pitchers in games

pitched...fell one short of the Oakland rookie record for games pitched (71, Cook in 2012 and Small in 1997)...his ERA was fifth best in Oakland history by a rookie with 70 or more innings pitched...also ranked second among AL rookies in saves (3), ninth in innings (74.1) and strikeouts (73) and tied for ninth in wins (5)...ranked third among all AL relievers in opponents on-base percentage (.228), tied for sixth in innings and seventh in opponents batting average...at the time, the on-base percentage was fifth lowest in Oakland history by a reliever...23 of the 50 hits he allowed were for extra bases (12 doubles, 1 triple, 10 home runs) for a .349 slugging percentage...struck out 73 and walked just 15 for a strikeout-to-walk ratio of 4.87...averaged 1.82 walks per nine innings...allowed 7-of-52 (13.5%) inherited runners to score, which was the third lowest percentage in the AL...ranked second in most inherited runners...first batters faced hit .121 (8-for-66) with two walks (.143 on-base percentage)...the on-base percentage is fifth lowest by an Oakland pitcher since 1974...ranked second in the AL in first batter on-base percentage and OPS, third in batting average and fourth in slugging percentage (.212)...his opponents batting average included a .156 mark against right-handed hitters compared to .244 against left-handers...opponents batted .086 with runners in scoring position, which was the lowest mark in the majors and tied for second lowest since 1974 among pitchers with at 70 innings (.068, Jansen LAD, 2013)...opponents were 4-for-41 (.098) with RISP and two outs and 0-for-7 with five strikeouts with the bases loaded...seven of the 10 home runs he allowed were solo shots...yielded a .110 batting average with two strikes...compiled a 1.88 ERA in 35 games at home...had a 1.93 ERA and all three of his saves in 28 day games...posted a 3.11 ERA in 39 appearances on one day of rest or fewer, 1.71 in 31 games with two days rest or more...logged a 1.17 ERA in nine interleague appearances and a 1.19 ERA in the seventh inning...tossed 1217 pitches, which was seventh most by an AL reliever...did not allow a run or a hit over his first seven games (7.1 ip) to become the first Athletics pitcher since at least 1913 to begin the season with seven consecutive hitless outings...opponents started the season 0-for-24 with a hit by pitch before Carlos Beltran homered with two outs in the eighth inning on April 20 at New York (AL)...allowed one run or fewer in 52 of his final 53 games beginning May 15 (1.96 ERA)...struck out a career-high four batters May 15 at Tampa Bay...tossed a career-high 2.2 innings May 20 against New York (AL)...allowed just one earned run over a 23-game stretch from May 25 to July 16 (0.38 ERA, .088 opponents batting average)...had a career-best 11.1-inning scoreless streak from June 18 to July 16...retired 21 consecutive batters from June 24 to July 9...finished the month of June with a 0.71 ERA and .111 opponents batting average in 13 games...then compiled a 1.35 ERA and .116 opponents batting average in 12 games in July...stranded each of his first 36 inherited runners before allowing 2-of-2 to score July 9 at Houston...according to the Elias Sports Bureau, the streak of consecutive inherited runners stranded was the longest by any pitcher in the expansion era (since 1961)...despite allowing two inherited runners to score in that game, he still picked up his first save of the season in the A's 3-2 win.

**2015**—Began the year at Double-A Midland, made his Triple-A debut at Nashville in late July and his Major League debut during a September call-up with Oakland...went 1-2 with a save and a 4.24 ERA in 13 games with the A's...made his debut Sept. 1 against Los Angeles (AL) and began his career with an eight-game, 11.0-inning scoreless streak...that tied for the sixth longest career-opening scoreless streak in Oakland history...held the opposition to a .203 batting average but yielded a .441 slugging percentage as six of the 12 hits he allowed were for extra bases...his opponents batting average included a mark of .167 against left-handed hitters compared to .229 against right-handers...allowed a .158 batting average with runners on base...first batters faced were 3-for-13 (.231) and he allowed 1-of-3 (33.3%) inherited runners to score...tossed at least one inning in 12 of his 13 appearances...was selected by Oakland Sept. 1 and made his debut that night against Los Angeles (AL) with a scoreless eighth inning...struck out the first batter he faced (C.J. Cron)...allowed a single to the next batter (Aybar) but then retired the next 18 batters he faced through Sept. 12...recorded his first save Sept. 18 at Houston when he tossed 2.0 scoreless innings in the A's 4-3 win...allowed a run in 1.2 innings for his first ML win in the A's 8-7 victory at Los Angeles (AL) on Sept. 30...was named the A's Organizational Pitcher of the Year after combining for a 3-2 record, 12 saves and a 0.74 ERA in 47 relief appearances with Midland and Nashville...began the season with the RockHounds and went 3-1 with all 12 of his saves and a 0.60 ERA in 35 relief appearances...was named to the Texas League Midseason and Postseason All-Star Teams and earned a July 28 promotion to Nashville...went 0-1 with a 1.13 ERA in 12 games in his Triple-A debut...overall, converted all 12 of his save opportunities and ranked second



in the A's farm system in saves...struck out 73 batters in 61.0 innings (10.77 per nine innings) and walked just 16 for a strikeout-to-walk ratio of 4.56...surrendered just two home runs, an average of 0.30 per nine innings...opponents hit .180, including .117 by right-handed hitters compared to .270 by left-handers...had 53 strikeouts and just two walks against righties...had a .118 opponents average with runners in scoring position, including .069 with RISP and two outs...allowed 6-of-17 (35.3%) inherited runners to score...did not allow a run at home with Midland (18 games and 21.2 innings)...started the season with a 13-game, 21.1-inning scoreless streak through May 21...allowed a run at Corpus Christi May 24 and then went another 13 games and 15.1 innings without yielding a run...had a 0.24 ERA over his first 27 games through July 6...pitched a scoreless sixth inning for the South All-Stars in the Texas League All-Star Game at Corpus Christi June 30 (1 h)...was promoted to Nashville July 28 and struck out a season-high five batters in 2.0 innings in his Triple-A debut that day against Iowa...allowed a run against the Cubs but followed that with a 10-game, 13.1-inning scoreless streak from July 31 to Aug. 27.

**2014**—Spent the entire season at Double-A Midland and was 5-5 with six saves and a 2.88 ERA in 40 relief appearances...struck out 61 batters in 56.1 innings and his average of 9.75 strikeouts per nine innings ranked third among Texas League relievers...posted a 1.36 ERA over his final 28 appearances...allowed a .240 opponents batting average, including .187 against right-handed hitters compared to .333 against left-handers...yielded a .185 average with runners in scoring position...allowed 6-of-23 (26.1%) inherited runners to score...was 6-for-9 (66.7%) in save opportunities...logged more than one inning in 21 of his 40 appearances, including two or more 10 times...had a season-best 9.2-inning scoreless streak from June 21 to July 10...compiled a 0.96 ERA in six games in June...then logged a 1.32 ERA in 10 games in July...had a win and did not allow a run in five postseason appearances (4.0 ip, 6 h, 2 so) to help Midland to the Texas League Championship.

**2013**—Pitched for three different teams in the A's farm system and combined for a 2-5 record, 19 saves, a 2.40 ERA and a .199 opponents batting average in 45 relief appearances with Single-A Beloit, Single-A Stockton and Double-A Midland...the saves ranked second among all A's minor leaguers...had just two blown saves for a save percentage of 90.4...struck out 78 batters in 60.0 innings (11.70 per nine innings) and walked just nine (1.35 per nine innings) for a strikeout-to-walk ratio of 6.67...surrendered three home runs (0.45 per nine innings)...went 1-1 with 12 saves and a 2.10 ERA in 20 appearances with Beloit and was named to the Midwest League Midseason All-Star team...converted all 12 of his save opportunities...had a 15.2-inning scoreless streak from April 22 to May 31...was promoted to Stockton June 20...was moved up to Midland July 30...pitched for Mesa in the Arizona Fall League following the season and went 0-1 with two saves and a 4.91 ERA in 10 appearances.

**2012**—Began his career with the A's affiliate in the Arizona Rookie League and was transferred to Short Season Single-A Vermont July 5...combined to go 5-1 with five saves and a 2.56 ERA in 21 games...struck out 47 in 31.2 innings (13.36 per nine innings)...allowed a .224 opponents batting average, including .211 against right-handed hitters compared to .295 against left-handers...picked up the win his pro debut June 22 against the Brewers (1.0 ip, 3 so)...recorded his first save with 2.0 scoreless innings July 2 against the Padres.

## PERSONAL/MISCELLANEOUS

Ryan Christopher Dull was originally signed by A's scout Neil Avent...graduated from UNC-Asheville...completed his college career ranked second on the Bulldogs career list in strikeouts (238) and games started (51) and fifth in wins (16)...graduated from East Forsyth HS where he went 11-1 with a 0.58 ERA and 103 strikeouts as a senior...earned All-State honors and was named Forsyth County Player of the Year.

## LIFETIME PITCHING RECORD

Year	Club	W	L	ERA	G	GS	CG	SHO	SV	IP	H	R	ER	HR	HB	BB	IBB	SO	WP	BK
2012	AZL A's	2	0	1.42	4	0	0	0	1	6.1	3	1	1	0	1	3	0	13	1	0
	Vermont	3	1	2.84	17	0	0	0	4	25.1	26	10	8	2	1	6	1	34	4	0
2013	Beloit	1	1	2.10	20	0	0	0	12	25.2	16	6	6	1	0	3	0	35	2	0
	Stockton	1	3	1.59	15	0	0	0	6	22.2	13	4	4	0	1	3	1	31	1	0
	Midland	0	1	4.63	10	0	0	0	1	11.2	15	9	6	2	0	3	0	12	2	0
2014	Midland	5	5	2.88	40	0	0	0	6	56.1	52	24	18	6	3	15	4	61	5	1
2015	Midland	3	1	0.60	35	0	0	0	12	45.0	29	3	3	1	0	13	1	52	0	0
	Nashville	0	1	1.13	12	0	0	0	0	16.0	10	2	2	1	0	3	1	21	0	0
	OAKLAND	1	2	4.24	13	0	0	0	1	17.0	12	8	8	4	0	6	1	16	0	0
2016	OAKLAND	5	5	2.42	70	0	0	0	3	74.1	50	23	20	10	1	15	4	73	6	0
2017	OAKLAND	2	2	5.14	49	0	0	0	0	42.0	37	30	24	7	3	16	1	45	6	0
	AZL A's	0	0	0.00	1	1	0	0	0	1.0	0	0	0	0	0	0	0	1	0	0
	Nashville	0	0	0.00	2	0	0	0	0	2.2	1	0	0	0	1	1	0	2	0	0
2018	Nashville	3	2	3.54	23	0	0	0	1	28.0	27	12	11	5	1	8	0	36	0	1
	OAKLAND	0	0	4.26	28	0	0	0	0	25.1	22	12	12	3	0	7	0	21	3	0
<b>ML Totals</b>		<b>8</b>	<b>9</b>	<b>3.63</b>	<b>160</b>	<b>0</b>	<b>0</b>	<b>0</b>	<b>4</b>	<b>158.2</b>	<b>121</b>	<b>73</b>	<b>64</b>	<b>24</b>	<b>4</b>	<b>44</b>	<b>6</b>	<b>155</b>	<b>15</b>	<b>0</b>

## CAREER TRANSACTIONS

**2012** — Selected by the Oakland Athletics organization in the 32nd round of the First-Year Player Draft. **2017** — On the disabled list, May 20 to July 26; included rehabilitation assignments to AZL A's, July 19 to 20, and Nashville, July 21 to 26. **2018** — On the disabled list, March 26 to April 13; included rehabilitation assignment to Nashville, April 5 to 13.

## DULL'S CAREER BESTS

**Low Hit Complete Game:** None

**Innings Pitched:** 2.2, May 20, 2016 vs. New York (AL)


**Strikeouts:** 4 (twice), last: April 17, 2018 vs. Chicago (AL)

**Pitches:** 43, April 27, 2016 at Detroit

**Longest Winning Streak:** 4, June 24 to July 27, 2016

**Longest Losing Streak:** 4, August 3, 2016 to April 4, 2017

**Longest Scoreless Streak:** 11.1, June 18 to July 16, 2016

**RIGHT-HANDED PITCHER****Height/Weight:** 6-0 / 215**Bats/Throws:** Right / Right**Birthdate:** February 12, 1995**Opening Day Age:** 24**Birthplace/Resides:** Zionsville, Indiana / Zionsville, Indiana**Major League Service:** None**Obtained:** Selected in the 7th round of the 2017 First-Year Player Draft**Contract Status:** First year of a one-year contract through 2019

NON-ROSTER INVITEE

**CAREER HIGHLIGHTS**

Was selected by the A's in the seventh round of the 2017 draft and is 14-6 with a 1.98 ERA in 37 games, including 31 starts, in two seasons as a professional...has struck out 211 (9.94 per nine innings) and walked just 39 (1.84 per nine innings) in 191.0 career innings...tied for sixth in the minor leagues in wins (13) in 2018 and tied for eighth in strikeouts (163)...did not allow a run in 38.1 innings with Vermont in 2017, earning *Baseball America* Short-Season All-Star honors.

**2018 HIGHLIGHTS**

Split his season between Single-A Stockton and Double-A Midland and combined for a 13-6 record and a 2.33 ERA in 24 games, including 22 starts, in his second professional season...struck out 163 and walked just 31 in 150.2 innings for a strikeout-to-walk ratio of 5.26...averaged 9.74 strikeouts per nine innings and 1.85 walks per nine innings...his 13 wins tied for sixth in all of minor league baseball and his 163 strikeouts tied for eighth ...led the A's farm system in ERA, wins and strikeouts and ranked second in innings pitched...was named an A's Organization All-Star by milb.com and was a California League Midseason All-Star...began the year at Stockton and went 6-2 with a 2.70 ERA in 12 games...was tied for second in the CL in wins, ranked third in strikeouts (82) and fourth in ERA at the time of his promotion to Midland on June 13...went 7-4 with a 2.01 ERA in 12 starts with the RockHounds...tied for the Texas League lead in wins from June 13 through the end of the season, ranked second in ERA and third in strikeouts (81)...allowed a .219 opponents batting average, including .215 (42-for-195) against left-handed hitters compared to .222 (71-for-320) against right-handers...opponents hit .206 with runners in scoring position, including .152 with RISP and two outs...nine of the 12 home runs he allowed came with the bases empty...went 3-1 with a 1.71 ERA in five starts during the day, 10-5 with a 2.50 ERA in 19 games at night...both of his relief appearances came in relief of a pitcher on a rehab assignment from Oakland...tossed six or more innings in 17 of his 24 appearances, allowed two runs or fewer 15 times and walked two or fewer 19 times...his teams were 13-9 (.591) in his starting assignments.

**MINORS:** Did not allow a run in his first two starts on April 7 against Lake Elsinore and April 12 at San Jose...tossed 5.0 innings in each game...struck out 10 and did not walk a batter in the first game but had a no decision...then yielded just one hit for his first win of the season in the second game...walked one and struck out four and was named Cal League Pitcher of the Week for the week of April 9-15...allowed a run in the second inning on April 18 at Modesto, snapping a 49.1-inning scoreless streak dating back to June 30, 2017...went 2-0 with a 2.28 ERA in five starts in April and struck out 38 batters in 27.2 innings...ranked second in all of minor league baseball in strikeouts in April...struck out a season-high 11 batters and allowed just two runs on two hits in 7.0 innings at Inland Empire May 13 but had a no decision in a 3-2 loss...tossed a season-low 4.0 innings May 19 against San Jose and allowed just one run on two hits and a season-high four walks...won each of his final four starts at Stockton from May 25 to June 11 (2.77 ERA)...named to the Cal League Midseason All-Star Game but did not play in the June 19 game as he was promoted to Midland June 13...went 1-4 with a 3.58 ERA over his first five starts with the RockHounds through July 18...then did not allow a run over his first seven starts from July 24 to Aug. 30, going 6-1 with a 0.94 ERA...tossed a season-high 8.0 innings July 7 at Springfield but had a no decision in Midland's 5-4, 10-inning loss...allowed a season-high six runs on a season-high 11 hits in 5.2 innings in a 7-2 loss at San Antonio on July 18...finished the season with a 51.2-in-

ning homerless streak beginning July 18...had a four-game winning streak from July 24 to Aug. 12 (0.68 ERA)...had a season-high 22.1-inning scoreless streak from July 30 to Aug. 18...finished the season with a 14.1-inning scoreless streak...tossed 7.1 scoreless and hitless on Aug. 24 in a 3-1 win at Corpus Christi...walked two and struck out seven and was removed after throwing a season-high tying 108 pitches...earned Texas League Pitcher of the Week honors for the week of Aug. 20 to 26...did not allow a run in four of his five starts in August and was 4-1 with a 0.77 ERA and .167 opponents batting average.

## CAREER

**2017**—Made his professional debut with the A's affiliate in the Arizona Rookie League and allowed three runs in 2.0 innings in his only game on June 24 at the Cubs (13.50 ERA)...was moved up to Single-A Vermont June 27 and did not allow a run in 38.1 innings with the Lake Monsters... was a combined 1-0 with a 0.67 ERA in 13 games, including nine starts...struck out 48 in 38.1 innings (11.27 per nine innings) and walked just eight (1.88 per nine innings)...was named to the New York-Penn League Midseason All-Star team and was also named a *Baseball America* Short Season All-Star...allowed a .146 opponents batting average, including .108 against left-handed hitters compared to .181 against right-handers...yielded a .184 average with the bases empty compared to .080 with runners on...opponents were 2-for-24 (.083) with runners in scoring position, including 0-for-21 while pitching for Vermont...stranded all three of his inherited runners... pitched four innings or fewer in each of his 13 appearances...made his first professional start June 30 against Staten Island (2.0 ip, 1 h, 1 bb)...tossed a season-high 4.0 innings and struck out a season-high six while allowing just one hit July 25 against Tri-City...matched those marks Aug. 24 at Lowell...recorded his first professional win Aug. 10 against Batavia with 3.1 perfect innings of relief (5 so)...pitched a scoreless second inning for the North All-Stars in the NYPL All-Star Game on Aug. 15 at Troy (1 h)...made two postseason starts for the Lake Monsters and was 0-1 with an 18.90 ERA (3.1 ip, 11 h, 7 r, 7 er, 3 bb, 2 so, 1 hr).

## PERSONAL/MISCELLANEOUS

Parker Edward Dunshee was originally signed by A's scout Neil Avent...graduated from Zions Community High School (IN)...attended Wake Forest where he went 28-10 with a 3.20 ERA in his career...holds the school record for strikeouts (330).

### LIFETIME PITCHING RECORD

Year	Club	W	L	ERA	G	GS	CG	SHO	SV	IP	H	R	ER	HR	HB	BB	IBB	SO	WP	BK
2017	AZL Athletics	0	0	13.50	1	0	0	0	0	2.0	5	3	3	1	0	0	0	3	0	1
	Vermont	1	0	0.00	12	9	0	0	0	38.1	15	0	0	0	4	8	0	45	0	1
2018	Stockton	6	2	2.70	12	10	0	0	0	70.0	61	23	21	7	2	17	1	82	1	0
	Midland	7	4	2.01	12	12	0	0	0	80.2	59	21	18	5	4	14	1	81	1	1
<b>Minor League Totals</b>		<b>14</b>	<b>6</b>	<b>1.98</b>	<b>37</b>	<b>31</b>	<b>0</b>	<b>0</b>	<b>0</b>	<b>191.0</b>	<b>140</b>	<b>47</b>	<b>42</b>	<b>13</b>	<b>10</b>	<b>39</b>	<b>2</b>	<b>211</b>	<b>2</b>	<b>3</b>

### CAREER TRANSACTIONS

**2016** — Selected by the Chicago Cubs organization in the 14th round of the First-Year Player Draft; did not sign.

**2017** — Selected by the Oakland Athletics organization in the 7th round of the First-Year Player Draft.

**RIGHT-HANDED PITCHER****Height/Weight:** 6-0 / 180**Bats/Throws:** Right / Right**Birthdate:** July 5, 1983**Opening Day Age:** 35**Birthplace/Resides:** Sonora, Mexico / Peoria, Arizona**Major League Service:** 9 years, 35 days**Obtained:** Signed as a free agent, January 25, 2019**Contract Status:** First year of a one-year contract through 2019.**CAREER HIGHLIGHTS**

Has pitched for three teams in 11 seasons and is 62-66 with a 4.24 ERA in 278 games, including 189 starts...began his career with Washington (2008-09) and has also played for Milwaukee (2010-14) and Toronto (2015-18)...went 7-14 with a 5.64 ERA and .274 opponents batting average in 28 starts for Toronto in 2018 after going 32-26 with a 3.88 ERA and .222 opponents average in 96 games, 90 starts, over his first three seasons with the Blue Jays from 2015-17... was named to the American League All-Star Team in 2016...has pitched in the postseason for Milwaukee in 2011 and Toronto in 2015 and 2016 and is 3-3 with a 2.64 ERA (14 er in 47.2 ip) in 10 games, including six starts...pitched for Mexico in the 2013 World Baseball Classic.

**2018 HIGHLIGHTS**

Went 7-14 with a 5.64 ERA in 28 starts with Toronto...the losses were a career high and tied for fifth most in the American League...his ERA was his highest in a season with 13 or more innings pitched as were his .274 opponents batting average, .331 on-base percentage, .521 slugging percentage and .852 OPS...struck out 103 in 143.2 innings for a career-low 6.45 strikeouts per nine innings...walked 50 and his 2.06 strikeout-to-walk ratio was his lowest since walking five and striking out 10 in his debut in 2008...led the majors by allowing a career-high tying 49 doubles and ranked second with 80 extra base hits (Bundy, BAL with 84)...based on a minimum of 140 innings pitched, he had the third highest ERA and opponents slugging percentage in the AL and the fourth highest OPS...also tied for fifth in the AL in sacrifice flies (7), ranked sixth in home runs (29), tied for seventh in earned runs (90) and tied for eighth in lowest winning percentage (.333)...his opponents batting average included a mark of .231 (56-for-242) against left-handed hitters compared to .306 (99-for-324) against right-handers...his career splits are .219 (487-for-2227) against lefties, .254 (615-for-2419) against righties...yielded a .311 average with runners in scoring position...was 4-7 with a 4.72 ERA in 17 starts before the All-Star Break...then went 3-7 with a 7.17 ERA in 11 starts after the break...posted a mark of 4-4 and a 4.55 ERA in 11 starts on four days rest...was 3-10 with a 6.40 ERA in his other 17 starts...had a .252 opponents batting average the first two times through the lineup, .349 after that...held the number one hitter in the batting order to a .159 average but the three-hitter batted .417...was 2-3 with a 4.40 ERA in eight starts during the day, 5-11 with a 6.17 ERA in 20 starts at night...compiled a 2-5 record and a 4.43 ERA in eight starts against AL West competition, 5-9 with a 6.18 ERA in 20 starts against all other teams...was 1-2 with an 8.78 ERA in four interleague starts...the Blue Jays were 5-2 in his no decisions and had a 12-16 (.429) record in his starting assignments.

**TORONTO:** Tossed a season-high 7.0 innings and allowed three runs in his first start March 31 against New York (AL) but had a no decision in the Blue Jays 5-3 win...recorded his 1,000th career strikeout when he fanned Mitch Moreland to begin the second inning on April 26 against Boston...took the loss that day to begin a career-high tying five-game losing streak that spanned seven starts through May 29 (5.89 ERA, .311 opponents batting average)...was 2-2 despite a 6.75 ERA and .317 opponents batting average in four starts in April...then went 0-4 with a 5.40 ERA and .300 opponents average in six starts in May...his May losses tied for the most in the majors...walked a season-high four batters May 6 at Tampa Bay but tossed 6.0 scoreless innings...struck out Matt Duffy to end the first inning to become the 20th pitcher in Blue Jays with 500 career strikeouts...struck out a season-high nine in a 13-3 win over Baltimore on June 10...combined with three other pitchers on a three-hit shutout in a 2-0 win over Washington on June 16...tossed

6.2 innings and allowed all three of the hits while logging a season-high 109 pitches...had his best month in June when he was 2-1 with a 2.35 ERA and .207 opponents batting average in five starts...the ERA and opponents batting average were 10th lowest in the AL...lasted 0.1 innings on July 3 against New York (NL) before exiting the game with left hip soreness...it was the shortest start of his career...was placed on the 10-day disabled list July 10 with a left glute strain...was sent to Triple-A Buffalo for a rehab assignment July 24 at Louisville and took the loss (3.1 ip, 3 h, 3 r, 3 er, 2 bb, 3 so)...left the game with a right middle finger blister but was reinstated from the DL July 30...tossed 4.0 innings in a 10-1 loss at Oakland that day and did not strikeout a batter for the first time in his career as a starter...allowed one run on one hit in a season-high tying 7.0 innings in his next start Aug. 4 at Seattle...then went 2-6 with a 7.95 ERA over his final nine starts...matched his season high with four walks Aug. 26 in an 8-3 loss to Philadelphia...that began a season-ending and career-high tying five-game losing streak...the streak spanned six starts, during which he compiled a 9.12 ERA (26 er in 25.2 ip) and .336 (38-for-113) opponents batting average...had a 3-2 record in August despite a 6.15 ERA...then went 0-4 with a 7.99 ERA in five starts in September...tied for third in the AL in losses in September...it was his second four-loss month of the season and the third of his career (June, 2017)...allowed a career-high tying eight runs in 2.2 innings in an 11-0 loss at New York (AL) on Sept. 14 (also May 5, 2013 vs. St. Louis and Sept. 27, 2017 at Boston).

## CAREER

**2017**—Posted career highs in starts (33), innings (186.0), hits (186), home runs (31), earned runs (103), walks (71) and strikeouts (176)...threw his changeup 31.9% of the time, the second most in the majors (Jason Vargas, 32.8%)...held a groundball percentage of 30.7%, the lowest in the majors...allowed 84 extra-base hits which was the third most in the majors (Rick Porcello-95, Ricky Nolasco-88)...was the Opening Day starter for the first time in his career on April 3 at Baltimore...threw six or more innings in nine of his first 11 starts, including nine in a row from April 15 to May 27 (did so just once over his next 10 starts)...pitched consecutive scoreless starts for the third time in his career on April 15 vs. Baltimore and April 20 vs. Boston (13.0 ip)...had his scoreless streak at home snapped after 13.1 innings on May 11 vs. Seattle...tied a career high with 12 strikeouts on May 21 at Baltimore (also June 26, 2012 at Cincinnati), his first game with 10 or more strikeouts since June 24, 2015 at Tampa Bay...gave up a home run on the first pitch of the game on May 27 vs. Texas (Shin-Soo Choo), the first time in his career he allowed such a homer...had a streak of 12 straight starts without a win from June 1 to Aug. 5 (0-5, 7.39 ERA)...tossed a season-high 117 pitches on June 24 at Kansas City over 7.0 innings...walked a career-high seven batters in 4.1 innings on June 30 vs. Boston...pitched seven innings in three consecutive outings from July 31-Aug. 10...on Sept. 5 at Boston, threw 7.0 scoreless innings (3 h, 3 bb, 3 so), his fourth scoreless start of the season...won his career-best fifth straight decision on Sept. 22 vs. New York (AL)...from Sept. 5 to 22 (four starts) had allowed just 13 hits for a .141 opponents batting average and a 1.67 ERA...matched his career-high with eight runs allowed in 2.1 innings in his final start of the season on Sept. 27 at Boston.

**2016**—Began the season on the 15-day disabled list (back soreness)...was reinstated from the DL on April 10 and made his 100th career start that day against Boston...did not allow an earned run in seven innings for the win...defeated the Yankees on May 25 and May 30 to become the second Blue Jays pitcher ever to beat the Yankees twice in a five-day span, matching Dave Stieb in 1982...on June 5, held the Red Sox hitless into the 8th inning before allowing a one-out solo homer to Chris Young after retiring 20 consecutive batters faced...became the first Jays starting pitcher to throw at least eight innings and allow no more than two runs at Fenway Park since Roy Halladay on Sept. 30, 2009...it was the third time in his then last 31 starts to take a no-hitter into the eighth inning...had his Major League record of 12 consecutive starts in which he held opponents to five hits or fewer, while pitching at least six innings snapped on July 2 after laboring through five innings...was named to his first All-Star Game on July 5...did not participate in the game after being placed on the 15-day DL on July 6 (retroactive to July 3) with back discomfort...was reinstated July 22...started against Seattle that day and hit two batters for the first time in his career...became the first pitcher in club history to strikeout the first five batters of a game Sept. 14 vs. Tampa Bay...earned the win in Game 1 of the 2016 ALDS at Texas...took a shutout into the ninth before allowing a leadoff triple to Elvis Andrus who then scored on a ground out...finished with 8.1 innings of four-hit ball...registered his first career complete game in Game 1 of the 2016

ALCS, despite losing 2-0 to Cleveland...joined Jack Morris as the only Blue Jays with a postseason complete game, both losses.

**2015**—Led the American League and ranked fourth in the majors with a .203 opponents batting average...had a .183 average following the All-Star Break, which was the lowest in the majors...had a .217 BABIP, which was the best in the majors since Jeff Robinson posted a .209 figure for the Tigers in 1988...went 12-5 with a 2.92 ERA in 23 starts from June 1 through the end of the season...did not allow a base runner on June 24 at Tampa Bay until Logan Forsythe's infield single with one out in the eighth inning...had a no-hitter broken up in the eighth inning in his previous start June 19 against Baltimore...became the first Blue Jays pitcher to take a no-hitter into the eighth in consecutive starts since Dave Stieb on Sept. 24-30, 1988...reached double-digit strikeouts for the fifth time in his career (1st with Toronto)...the only other pitchers in club history with 10 or more strikeouts, no walks and two hits or fewer are Roy Halladay (May 29, 2005 vs. Minnesota), Roger Clemens (Sept. 7, 1997 vs. Texas) and Dave Stieb (Aug 4, 1989 vs. New York-AL)...threw a career-high 129 pitches, the most by a Blue Jay since Brandon Morrow on Aug 8, 2010 vs. Tampa Bay (137), when he was one out away from a no-hitter...ranked third in the American League in ERA and wins over that span...made his first career postseason start in Game 3 of the 2015 ALDS at TEX, allowing one run over 6.1 innings pitched...among starters in the 2015 postseason, he ranked first with a 2.33 ERA (minimum 15.0 IP) and third with a .194 opponents average...his ERA was the second lowest postseason ERA in Blue Jays history behind Juan Guzman's mark of 1.71 set in 1992...also ranks second in opposition average behind Dave Stieb's .159 which was set in 1985.

**2014**—Made his first 18 appearances of the season as a starter, going 7-6 with a 4.96 ERA...the Brewers went 9-9 in his starts, recording nine quality starts...was moved to the bullpen after the July 11 promotion of Jimmy Nelson...allowed a Major League-leading 29 home runs (27 as a starter)...made his final 21 appearances of the season in relief, posting a 2.89 ERA...had not pitched in relief since July 8, 2012 at Houston (54 straight starts)...went unscored upon over his last nine outings (16.1 ip).

**2013**—Went 7-4 with a 3.87 ERA in 21 starts...the Brewers went 12-9 in his starts...was the victim of five blown saves for the second straight season...was 5-2 with a 2.09 ERA in 12 road starts...was on the 15-day disabled list from June 4 to Aug. 6 with a strained left hamstring...went 3-0 with a 2.15 ERA in nine starts after returning from the DL...was voted Brewers Pitcher of the Month for August (2-0, 2.61 ERA) and September (1-0, 1.63 ERA)...participated in the World Baseball Classic for Team Mexico...took a 10-3 loss in his only start on March 9 vs. Team Canada (3 ip, 7 h, 4 r, 4 er, 0 bb, 2 so, 1 wp).

**2012**—Went 5-7 with a 3.64 ERA in 29 appearances (23 starts)...made his first Opening Day roster...was named the Brewers Unsung Hero as voted on by members of the Milwaukee Chapter of the Baseball Writers Association of America...was placed on the 15-day disabled list on May 24 with a right quadriceps strain...was reinstated on June 26 after making two rehab starts at Triple-A Nashville...in his first start off the DL, struck out a career-high 12 batters over 6.0 innings on June 26 at Cincinnati...also had 10-strikeout performances on July 14 vs. Pittsburgh (11), Sept. 1 vs. Pittsburgh (10) and Sept. 29 vs. Houston (11)...was voted Brewers Pitcher of the Month for September/October after going 3-2 with a 2.63 ERA.

**2011**—Went 4-8 with a 4.08 ERA in 43 games (7 starts) for Milwaukee...had his contract selected by Milwaukee from Triple-A Nashville on April 6 (did not pitch for Nashville)...recorded his first Major League win that day against Atlanta (6.0 ip, 8 h, 4 r, 4 er, 1 bb, 4 so, 1 hr)...went 3-2 with a 3.70 ERA in seven starts, 1-6 with a 4.38 ERA in 36 relief appearances...made his first four starts between April 6-May 4 and his other three consecutively from Aug. 13-23...made 4 relief appearances during the postseason, going 0-0 with a 6.00 ERA.

**2010**—Was claimed off waivers by Milwaukee from Washington on Feb. 3...began the season at Triple-A Nashville, where he went 1-2 with a 3.15 ERA and .208 opponents batting average in seven starts...was recalled by Milwaukee on May 18...went 0-0 with a 9.53 ERA in seven games

(one start) with the Brewers...was placed on the 15-day disabled list June 4 retroactive to June 1 with right shoulder fatigue and missed the remainder of the season.

**2009**—Spent most of the season at Triple-A Syracuse, where he went 9-5 with a 3.63 ERA in 27 games (25 starts)...his ERA ranked ninth in the International League...earned a September promotion to Washington...went 0-1 with a 6.14 ERA in 4 games (1 start) with the Nationals...his first Major League start came in an 11-3 loss on Sept. 12 at Florida (2.1 ip, 3 h, 5 r, 5 er, 3 bb, 4 so, 1 hr)...was moved to the bullpen and did not allow an earned run in his three appearances (5 ip).

**2008**—Spent most of the season in the minor leagues, where he went 9-6 with a 3.09 ERA in 25 starts between Double-A Harrisburg and Triple-A Columbus...began the season at Harrisburg and went 6-3 with a 2.66 ERA in 13 starts...held opponents to a .223 batting average...was named Harrisburg Player of the Month for May after going 4-0 with a 0.94 ERA in five starts...went 3-3 with a 3.58 ERA in 12 starts with Columbus...was selected by Washington Aug. 20 and went 0-0 with a 7.82 ERA in 11 relief appearances with the Nats...made his Major League debut on Aug. 20 at Philadelphia, tossing 2.0 scoreless innings (2 h, 2 so)...his first career strikeout was Brett Myers.

**2007**—Went 6-8 with a 4.85 ERA in 23 starts between Single-A Hagerstown, Rookie GCL Nationals and Class-A Potomac...was named Potomac Pitcher of the Month for August after going 4-1 with a 2.61 ERA in five starts.

**2006**—Went 3-4 with a 4.01 ERA in 13 games (12 starts) between the Rookie GCL Nationals and Class-A Savannah...following the season pitched for the Waikiki Beach Boys of the Hawaiian Winter League...went 0-2 but posted a 1.19 ERA in nine games, including eight starts.

**2005**—Spent his first professional season at Class-A Vermont and went 1-3 with a 5.08 ERA in nine games (six starts)...held opponents to a .231 batting average as he struck out 37 batters in 33.2 innings.

## **PERSONAL/MISCELLANEOUS**

Marco Rene Estrada...graduated from Sylmar (CA) High School...attended Glendale Community College before transferring to Long Beach State University.



## LIFETIME PITCHING RECORD

Year	Club	W	L	ERA	G	GS	CG	SHO	SV	IP	H	R	ER	HR	HB	BB	IBB	SO	WP	BK
2005	Vermont	1	3	5.08	9	6	0	0	1	33.2	31	21	19	4	3	16	0	37	1	0
2006	GCL Nationals	2	0	1.52	5	4	0	0	0	23.2	14	4	1	0	6	0	27	0	0	
	Savannah	1	4	5.59	8	8	0	0	0	37.0	44	23	23	6	4	14	0	29	2	0
2007	Hagerstown	1	5	5.25	8	8	0	0	0	36.0	39	24	21	4	1	17	0	35	0	0
	Nationals	0	0	3.18	4	4	0	0	0	11.1	19	6	4	1	1	3	0	13	0	0
	Potomac	5	3	4.94	11	11	0	0	0	58.1	67	32	32	7	0	17	0	54	0	1
2008	Harrisburg	6	3	2.66	13	13	1	1	0	74.1	62	27	22	5	2	32	1	67	0	0
	Columbus	3	3	3.58	12	12	0	0	0	65.1	73	28	26	3	4	21	1	52	0	1
	WASHINGTON	0	0	7.82	11	0	0	0	0	12.2	17	13	11	4	2	5	1	10	0	0
2009	Syracuse	9	5	3.63	27	25	0	0	0	136.1	133	61	55	10	1	33	2	98	5	2
	WASHINGTON	0	1	6.14	4	1	0	0	0	7.1	6	6	5	1	0	4	0	9	1	0
2010	Nashville	1	2	3.15	7	7	0	0	0	40.0	30	15	14	1	0	11	0	33	0	0
	MILWAUKEE	0	0	9.53	7	1	0	0	0	11.1	14	13	12	3	1	6	0	13	2	0
	MILWAUKEE	4	8	4.08	43	7	0	0	0	92.2	83	45	42	11	2	29	2	88	4	2
2012	Nashville	0	0	1.13	2	2	0	0	0	8.0	7	1	1	0	0	5	0	5	0	1
	MILWAUKEE	5	7	3.64	29	23	0	0	0	138.1	129	62	56	18	0	29	0	143	4	1
	Wisconsin	0	1	20.25	1	1	0	0	0	2.2	8	6	6	1	0	1	0	5	1	0
2013	AZL Brewers	0	0	3.38	1	1	0	0	0	2.2	3	1	1	0	0	0	0	4	1	0
	Nashville	0	0	6.75	1	1	0	0	0	2.2	3	2	2	0	0	2	0	2	0	0
	MILWAUKEE	7	4	3.87	21	21	0	0	0	128.0	109	56	55	19	2	29	0	118	3	0
2014	MILWAUKEE	7	6	4.36	39	18	0	0	0	150.2	137	77	73	29	3	44	0	127	2	1
2015	TORONTO	13	8	3.13	34	28	0	0	0	181.0	134	67	63	24	5	55	2	131	2	0
2016	TORONTO	9	9	3.48	29	29	0	0	0	176.0	132	73	68	23	4	65	1	165	5	0
2017	TORONTO	10	9	4.98	33	33	0	0	0	186.0	186	104	103	31	2	71	0	176	1	0
2018	TORONTO	7	14	5.64	28	28	0	0	0	143.2	155	91	90	29	2	50	0	103	3	0
	Buffalo	0	1	8.10	1	1	0	0	0	3.1	3	3	3	2	0	2	0	3	0	0
<b>AL Totals</b>		<b>39</b>	<b>40</b>	<b>4.25</b>	<b>124</b>	<b>118</b>	<b>0</b>	<b>0</b>	<b>0</b>	<b>686.2</b>	<b>607</b>	<b>335</b>	<b>324</b>	<b>107</b>	<b>13</b>	<b>241</b>	<b>3</b>	<b>575</b>	<b>11</b>	<b>0</b>
<b>NL Totals</b>		<b>23</b>	<b>26</b>	<b>4.23</b>	<b>154</b>	<b>71</b>	<b>0</b>	<b>0</b>	<b>0</b>	<b>541.0</b>	<b>495</b>	<b>272</b>	<b>254</b>	<b>85</b>	<b>10</b>	<b>146</b>	<b>3</b>	<b>508</b>	<b>16</b>	<b>4</b>
<b>ML Totals</b>		<b>62</b>	<b>66</b>	<b>4.24</b>	<b>278</b>	<b>189</b>	<b>0</b>	<b>0</b>	<b>0</b>	<b>1227.2</b>	<b>1102</b>	<b>607</b>	<b>578</b>	<b>192</b>	<b>23</b>	<b>387</b>	<b>6</b>	<b>1083</b>	<b>27</b>	<b>4</b>

## CAREER TRANSACTIONS

**2005** — Selected by the Washington Nationals organization in the sixth round of the First-Year Player Draft.  
**2010** — Claimed off waivers by the Milwaukee Brewers, February 3. On the disabled list, June 1 to October 4.  
**2012** — On the disabled list, May 24 to June 25; included rehabilitation assignment to Nashville, June 16 to 25.  
**2013** — On the disabled list, June 4 to August 6; included rehabilitation assignments to Wisconsin, June 23 to 24, AZL Brewers, July 29 to August 1, and Nashville, August 2 to 5. **2014** — Traded to the Toronto Blue Jays for infielder Adam Lind, November 1. **2015** — Elected free agency, November 2; re-signed by Toronto, November 13. **2016** — On the disabled list, March 26 to April 9. On the disabled list, July 3 to 21. **2018** — On the disabled list, July 10 to 29; included rehabilitation assignment to Buffalo, July 24 to 29. Elected free agency, October 29.  
**2019** — Signed by the Oakland Athletics, January 25.

## DIVISION SERIES RECORD

Year	Club/Opp.	W	L	ERA	G	GS	CG	SHO	SV	IP	H	R	ER	HR	HB	BB	IBB	SO	WP	BK
2011	MIL vs. ARI	0	0	0.00	2	0	0	0	0	3.0	3	0	0	0	0	0	0	5	0	0
2015	TOR vs. TEX	1	0	1.42	1	1	0	0	0	6.1	5	1	1	0	0	0	0	4	0	0
2016	TOR vs. TEX	1	0	1.08	1	1	0	0	0	8.1	4	1	1	0	0	0	0	6	0	0
<b>Totals</b>		<b>2</b>	<b>0</b>	<b>1.02</b>	<b>4</b>	<b>2</b>	<b>0</b>	<b>0</b>	<b>0</b>	<b>17.2</b>	<b>12</b>	<b>2</b>	<b>2</b>	<b>0</b>	<b>0</b>	<b>0</b>	<b>0</b>	<b>15</b>	<b>0</b>	<b>0</b>

## LEAGUE CHAMPIONSHIP SERIES RECORD

Year	Club/Opp.	W	L	ERA	G	GS	CG	SHO	SV	IP	H	R	ER	HR	HB	BB	IBB	SO	WP	BK
2011	MIL vs. ARI	0	0	12.00	2	0	0	0	0	3.0	4	4	4	0	0	2	0	4	1	0
2015	TOR vs. KC	1	1	2.77	2	2	0	0	0	13.0	9	4	4	2	0	1	0	11	0	0
2016	TOR vs. CLE	0	2	2.57	2	2	0	0	0	14.0	11	5	4	3	0	1	0	13	0	0
<b>Totals</b>		<b>1</b>	<b>3</b>	<b>3.60</b>	<b>6</b>	<b>4</b>	<b>0</b>	<b>0</b>	<b>0</b>	<b>30.0</b>	<b>24</b>	<b>13</b>	<b>12</b>	<b>5</b>	<b>0</b>	<b>4</b>	<b>0</b>	<b>28</b>	<b>1</b>	<b>0</b>

## ALL-STAR GAME RECORD

Year	Club/Site	W	L	ERA	G	GS	CG	SHO	SV	IP	H	R	ER	HR	HB	BB	IBB	SO	WP	BK
2016	A.L./S.D.																			

(Did not play)

## WORLD BASEBALL CLASSIC RECORD

Year	Club	W	L	ERA	G	GS	CG	SHO	SV	IP	H	R	ER	HR	HB	BB	IBB	SO	WP	BK
2013	Mexico	0	1	12.00	1	1	0	0	0	3.0	7	4	4	0	0	0	0	2	0	0

## ESTRADA'S CAREER BESTS

**Low Hit Complete Game:** None (Note: Had a six-hitter in Game 1 of the 2016 ALCS at Cleveland)

**Innings Pitched:** 8.2, June 24, 2015 at Tampa Bay. As reliever: 5.2, July 19, 2014 at Washington

**Strikeouts:** 12 (twice), June 26, 2012 at Cincinnati, May 21, 2017 at Baltimore; 11 (twice), July 14, 2012 vs. Pittsburgh, September 29, 2012 vs. Houston; 10 (twice), last: June 24, 2015 at Tampa Bay. As reliever: 4 (eight times), last: September 8, 2014 vs. Miami

**Pitches:** 129, June 24, 2015 at Tampa Bay. As reliever: 92, July 19, 2014 at Washington

**Longest Winning Streak:** 5, August 26 to September 22, 2017

**Longest Losing Streak:** 5 (five times), last: August 26 to September 24, 2018

**Longest Scoreless Streak:** 16.2, September 6 to 19, 2012

**RIGHT-HANDED PITCHER****Height/Weight:** 6-2 / 202**Bats/Throws:** Right / Right**Birthdate:** June 15, 1985**Opening Day Age:** 33**Birthplace/Resides:** Hollywood, Florida / Deerfield Beach, Florida**Major League Service:** 5 years, 85 days**Obtained:** Acquired from the Detroit Tigers for Nolan Blackwood and Logan Shore, August 6, 2018; re-signed, December 24, 2018**Contract Status:** First year of a two-year contract through 2020.**CAREER HIGHLIGHTS**

Has compiled a 54-55 record and a 4.04 ERA in 172 games, including 153 starts, in eight seasons in the majors...made his Major League debut with Milwaukee in 2011 and was dealt to Houston at the trading deadline in 2015...was non-tendered by the Astros following the 2017 season, signed with Detroit as a free agent and was traded to Oakland Aug. 6, 2018...tossed a no-hitter for Houston Aug. 21, 2015 against Los Angeles (NL)...made one postseason appearance for the Astros in the ALDS that year...was a Pacific Coast League Midseason All-Star in 2014 and the Florida State League Midseason All-Star in 2010...was named the Brewers Minor League Pitcher of the Year in 2011 after leading the Milwaukee farm system in wins (13) and ERA (1.86)...pitched for Surprise in the Arizona Fall League in 2010.

**2018 HIGHLIGHTS**

Was acquired by the A's from Detroit Aug. 6 and went 5-2 with a 3.74 ERA in 10 games, including nine starts, with Oakland...was 7-6 with a 3.48 ERA in 21 starts with the Tigers and combined for a 12-8 record and a 3.56 ERA in 31 games, 30 starts...the A's went 8-1 (.889) in his starting assignments and his teams were 21-9 (.700)...had career highs in wins and winning percentage (.600) and matched his highs in games, games started and home runs allowed (32)...his ERA was his lowest in a season of 75 or more innings pitched as was his .296 opponents on-base percentage...walked just 37 batters in 172.0 innings for a career-low average of 1.94 walks per nine innings...had more home runs (12) than walks (11) with the A's...ranked fifth in the American League in fewest walks per nine innings and 10th in ERA...had a .172 opponents batting average with runners in scoring position, which was second lowest in the AL among qualifiers for the ERA title (Snell, TB .088)...tied for third in most home runs and tied for ninth in most extra base hits (67)...his .450 opponents slugging percentage was third highest among the 27 AL qualifiers...was 4-3 with a 4.78 ERA and .279 opponents batting average over his first nine starts through May 25...then went 8-5 with a 3.07 ERA and .237 opponents average over his final 22 games beginning May 30...his ERA from May 30 through the end of the season was third lowest in the AL...had a .249 opponents batting average, which broke down to .231 (78-for-338) against left-handed hitters compared to .268 (88-for-328) against right-handers...issued 26 of his 37 walks to left-handers...opponents hit .270 with 21 of his 32 home runs with the bases empty, .212 with runners on base...allowed a .216 batting average with two outs, including .153 with RISP and two outs...opponents were 0-for-7 with one RBI with the bases loaded...walked just five batters to lead off an inning but had a .269 opponents batting average in that situation...held the opponents number three hitter to a .184 batting average, which was fourth lowest in the AL...went 5-2 with a 2.77 ERA in 12 starts at Comerica Park and 3-0 with a 2.91 ERA in six starts in the Coliseum...combined for an 8-2 record and a 2.81 ERA in 18 starts in his home ballparks compared to 4-6 with a 4.65 ERA in 13 games on the road...ranked fifth in the AL in home ERA and tied for 10th in wins...was 6-6 with a 3.70 ERA in 18 starts before the All-Star Break, 6-2 with a 3.34 ERA in 13 games after the break...tied for seventh in the AL in post-break wins and ranked ninth in ERA...was 3-1 with a 2.76 ERA in eight starts during the day, 9-7 with a 3.82 ERA in 23 games at night...had no decisions and a 1.23 ERA in two interleague starts and is now 5-5 with a 3.10 ERA (36 er in 104.2 ip) in 20 career interleague appearances, including 18 starts...went 4-1 with a 3.63 ERA in 11 starts against AL Central teams...is now 14-6 with a 3.16 ERA (73 er in 208.0 ip) in 37 games against the Central in his career compared to 40-49 with a 4.30 ERA (330 er in 690.0 ip) in 135 games against all other teams...went 3-0 with a 1.47 ERA in three starts against Texas...averaged

86.5 pitches per game, which was second fewest in the AL (LeBlanc, SEA 76.5)...his 15.6 pitches per inning were eighth fewest...opponents swung and missed at 19.9% of his pitches, which was the third lowest mark in the AL...had the fourth highest percentage of first pitch strikes (66.4%)...did not commit an error in 31 games and 26 total chances...tied for seventh among AL pitchers in putouts (14)...has 43 putouts over the last three years, which ranks third among AL pitchers...walked one batter or fewer in 22 of his 30 starts and allowed one run or fewer in 14 of his starts...surrendered at least one home run 21 times.

**DETROIT:** Began the season on the 10-day disabled list with a right lumbar strain...was reinstated April 8 and made his Tigers debut that day at Chicago (AL)...combined with four relievers on a three-hit shutout in the Detroit's 1-0 win...tossed 6.0 innings and allowed all three of the hits...also struck out six to become the fourth Tigers pitcher since at least 1908 to throw six or more innings, allow no runs and strike out six or more in his Tigers debut, joining Sailor Stroud (1910), Alex Main (1914) and Joe Niekro (1970)...then allowed a season-high six runs in an 8-6 loss to New York (AL) on April 13 for his first loss...yielded a career-high tying 10 hits in 5.1 innings April 21 against Kansas City but picked up the win in a 12-4 Tigers victory...was 2-2 with a 5.00 ERA over his first five starts through May 3...then put together consecutive wins for the only time as a Tiger on May 8 at Texas and May 14 against Cleveland...took the loss in back-to-back starts on June 22 at Cleveland and June 27 vs. Oakland for his only losing streak with Detroit...allowed one run in three consecutive starts on June 27 against Oakland (7.0 ip), July 2 at Toronto (8.0 ip) and July 7 against Texas (6.0 ip)...had a loss, a no decision and a win respectively in those three starts...tossed a season-high 109 pitches against the A's and the 8.0 innings against the Blue Jays were also a season-high...went 5-2 with a 1.79 ERA and .214 opponents batting average over an 11-start stretch from June 27 to Aug. 25...was named Detroit's Pitcher of the Month for June after posting a 1-2 record, a 3.30 ERA and .239 opponents batting average in five starts...combined with Wilson and Greene on an eight-hit shutout in a 5-0 win over Boston on July 21 for his final win as a Tiger...tossed 6.1 innings and allowed seven of the hits...that began a career-high six-game winning streak that spanned 10 starts from July 21 to Sept. 11...compiled a 2.50 ERA and .220 opponents batting average during the winning streak...went 2-1 with a 2.23 ERA in five starts in July...the ERA was the seventh lowest in the AL in the month and his .232 opponents batting average was 10th best...then tossed 2.0 scoreless innings in his final start as a Tiger on Aug. 1 against Cincinnati.

**OAKLAND:** Was traded to Oakland Aug. 6 for two players to be named later (minor league pitcher Nolan Blackwood on Aug. 18 and minor league pitcher Logan Shore on Sept. 19)...went 5-0 with a 2.72 ERA and .208 opponents batting average over his first seven starts, matching Omar Olivares (1999) for the longest winning streak to start an Oakland career by an in-season acquisition...then went 0-2 with a 6.75 ERA and .283 opponents average over his final three games, including two starts...had a no decision in his first start on Aug. 8 against Los Angeles (NL)...struck out a season-high tying eight batters in 5.1 innings, his second of three eight-strikeout games (June 9 vs. Cleveland, Aug. 20 vs. Texas)...left with a 2-1 lead but the bullpen blew the save...it was one of four times the bullpen blew a save in one of his starts (June 9 vs. Cleveland, July 2 at Toronto and Sept. 22 vs. Minnesota)...picked up his first win as an Athletic in the A's 3-2 win over Seattle on Aug. 14 in Oakland, allowing two runs on six hits in 6.0 innings...combined with Buchter and Kelley on a three-hit shutout in the A's 9-0 win over Texas on Aug. 20 in Oakland...tossed seven of the innings and allowed one of the hits...it was his longest scoreless outing since his Aug. 21, 2015 no-hitter against the Dodgers...went 3-0 with a 2.73 ERA and .227 opponents batting average in six starts in the month of August...tied for sixth in the AL in wins...was charged with his first loss as an Athletic Sept. 16 at Tampa Bay when he allowed three runs on four hits and a season-high tying three walks in the A's 5-4 loss...his only relief appearance came in his final game of the season on Sept. 28 at Los Angeles (AL), a game started by an "opener" (Trivino)...entered the game to start the second inning and allowed a season-high tying six runs on seven hits in 3.1 innings for the loss.

## CAREER

**2017**—Appeared in 29 games, including 28 as a starter, for the Houston Astros...finished the season with 153.1 innings pitched, marking the third consecutive season he has thrown 150.0-or-more innings...walked four batters on May 7 at Los Angeles (AL), snapping his streak of not walk-

ing more than three batters in 39 consecutive starts...the streak was tied for the 12th-longest streak in club history and the longest since Brett Oberholtzer had 39 straight starts from 2013-15...made five starts during the month of June, posting a 3-1 record with a 2.32 ERA and 28 strikeouts...ranked fourth in the American League with a .189 opponents batting average during the month, while he was sixth with a 2.32 ERA and 0.97 WHIP...struck out a season-high 11 batters on July 16 vs. Minnesota, marking his first double-digit strikeout performance since May 2, 2015 vs. Chicago (NL)...in 10 starts from May 30-July 21, went 6-2 with a 2.36 ERA and 69 strikeouts...among AL pitchers during that span, ranked second with a 2.36 ERA and .195 opponents batting average, tied for second with six wins and seventh with 61.0 innings pitched...ranked fifth among AL pitchers in July with 12.86 strikeouts per nine innings, eighth with 40 strikeouts and ninth with a .212 opponents batting average...was on the suspended list from Sept. 14-20.

**2016**—Won a then career-high 11 games in his first full season with the Astros...made 30 starts, tying his career high set in 2015 with Milwaukee (21) and Houston (9)...ranked 10th in the American League with 2.24 walks per nine innings...went the entire season without walking more than three batters in a game...his 30-start streak of allowing three-or-fewer walks was the longest single-season streak by an Astros pitcher since Roy Oswalt had a 32-game streak in 2006...posted a 2-0 record with a 2.86 ERA and 18 strikeouts in five starts during June...had a streak of 17.2 consecutive scoreless innings at home from June 1-July 6.

**2015**—Began the season with the Milwaukee Brewers before being acquired by the Astros on July 30...established career highs in innings pitched (180.1) and strikeouts (180)...threw his first no-hitter and complete game Aug. 21 vs. Los Angeles (NL), allowing just three walks...finished the game by retiring 21 straight batters following a third inning walk to Joc Pederson...it marked the 11th no-hitter in club history, the 10th individual no-hitter and the first no-hitter in Minute Maid Park history...was named American League Player of the Week following the performance...allowed one earned run-or-less in each of his first four starts with the Astros, becoming one of five pitchers in franchise history to allow one earned run-or-less in each of his first four starts with the club...pitched in Game 5 of the American League Division Series against Kansas City, allowing one run in 1.0 inning of work.

**2014**—Split the season between Triple-A Nashville and Milwaukee...was named to the Pacific Coast League Midseason All-Star Team...selected PCL Pitcher of the Week for the week ending May 4 after throwing 7.0 shutout innings with 11 strikeouts on April 30 vs. New Orleans...had a 5-0 record with a 0.80 ERA and 47 strikeouts in five April starts with Nashville...had a career high 14 strikeouts over 6.0 shutout innings Aug. 14 at Chicago (NL)...became the fourth pitcher in Brewers history to strike out 14-or-more in a game and the eighth Major League pitcher since 1900 with 14-or-more strikeouts in 6.0 innings-or-fewer...named Brewers Pitcher of the Month for August after going 4-1 with a 1.80 ERA and 41 strikeouts in five starts...in 10 starts with Milwaukee from Aug. 9-Sept. 28, he went 6-4 with a 2.09 ERA...ranked second in the National League with 71 strikeouts during that stretch, while he was 10th in ERA.

**2013**—Limited to 17 appearances between Single-A Brevard County, Triple-A Nashville and Milwaukee due to injury...made an Opening Day roster at the Major League level for the first time in his career...sidelined from June 17-Sept. 3 with a right forearm fracture...pitched for Leones del Caracas in the Venezuelan Winter League and had a 0-1 record with an 11.05 ERA and 11 strikeouts in five appearances, including three starts.

**2012**—Spent most of the season with Milwaukee, pitching in 23 games, including 22 as a starter...ranked third among National League rookies in wins (9), ERA (3.74), innings (127.2) and strikeouts (135)...made his first Major League start May 29 at Los Angeles (NL), earning his first career win, allowing one run in 7.0 innings...threw 21.1 consecutive scoreless innings from June 16-July 5, the longest streak by a Brewer in 2012...posted 10 strikeout games on June 30 vs. Arizona, August 24 at Pittsburgh and September 30 vs. Houston...named the Brewers Pitcher of the Month for July after compiling a 1-2 record with a 1.01 ERA and 26 strikeouts in four starts...recorded nine consecutive quality starts from June 16-Aug. 7...went 5-2 with a 1.02 ERA and 63 strikeouts during the stretch.

**2011**—Named Brewers Minor League Pitcher of the Year after going 13-3 with five saves and a 1.86 ERA in 34 games, including 18 starts, between Double-A Huntsville and Triple-A Nashville... selected as an Organization All-Star by MiLB.com...led all Brewers Minor Leaguers in wins and ERA and was fourth in strikeouts (132)...named Southern League Pitcher of the Week for the week ending July 3 after going 2-0 with a 0.00 ERA (14.0 ip) and 16 strikeouts in two starts...was selected Brewers Minor League Pitcher of the Month for August after going 4-0 with a 0.68 ERA and 44 strikeouts...tabbed Pacific Coast League Pitcher of the Week for the week ending September 5 when he went 2-0 with a 0.00 ERA (14.0 ip) and 13 strikeouts in two starts...sidelined from July 25-Aug. 3 with a right third digit tendon injury...made his Major League debut Sept. 14 vs. Colorado and recorded his first strikeout, fanning Carlos Gonzalez...pitched for Caracas in the Venezuelan Winter League and had a 3-2 record with a 2.22 ERA in six appearances, including five starts.

**2010**—Split the season between Single-A Brevard County and Double-A Huntsville, pitching in 27 games, including 19 starts...named to the Florida State League Midseason All-Star Team... made five starts for Single-A Brevard County in April, going 1-2 with a 2.17 ERA...struck out a season-high 11 batters on May 15 at Daytona...sidelined from July 22-Aug. 9 with a right muscle strain...pitched for Surprise in the Arizona Fall League and had a 2-1 record with a 4.82 ERA and 17 strikeouts in five starts.

**2009**—Completed his first season of professional baseball, combining to appear in 22 games between Single-A Helena, Single-A Wisconsin and Single-A Brevard County...did not allow a run in 19-of-22 outings during the season...earned Pioneer League Pitcher of the Week twice during the season, for the week ending July 5 and the week ending July 26.

## PERSONAL/MISCELLANEOUS

Michael Bruce Fiers...attended Nova Southeastern University, where he led the nation with 145 strikeouts in 108.2 innings as a senior in 2009 and was named a Third Team All-American by the National Collegiate Baseball Writers Association and the American Baseball Coaches Association/Rawlings...was inducted into the Nova Southeastern University Athletics Hall of Fame in November, 2017.

### LIFETIME PITCHING RECORD

Year	Club	W	L	ERA	G	GS	CG	SHO	SV	IP	H	R	ER	HR	HB	BB	IBB	SO	WP	BK
2009	Helena	1	0	1.29	13	0	0	0	8	21.0	10	3	3	2	1	1	0	35	2	0
	Wisconsin	0	0	0.00	3	0	0	0	1	6.0	4	0	0	0	0	1	2	0	8	0
	Brevard County	1	0	1.98	6	0	0	0	2	13.2	10	3	3	2	0	2	0	16	0	0
2010	Brevard County	4	8	3.47	17	15	0	0	0	93.1	78	37	36	6	11	23	0	94	5	0
	Huntsville	1	1	3.69	10	4	0	0	1	31.2	28	13	3	3	9	0	36	1	0	
2011	Huntsville	5	3	2.64	22	8	0	0	5	61.1	42	21	18	7	2	14	0	63	1	2
	Nashville	8	0	1.11	12	10	1	1	0	64.2	41	18	8	4	3	22	0	69	1	0
	MILWAUKEE	0	0	0.00	2	0	0	0	0	2.0	2	0	0	0	0	3	0	2	0	0
2012	Nashville	1	3	4.42	10	10	1	1	0	55.0	49	28	27	6	3	18	0	49	5	1
	MILWAUKEE	9	10	3.74	23	22	0	0	0	127.2	125	56	53	12	2	36	0	135	4	0
2013	MILWAUKEE	1	4	7.25	11	3	0	0	0	22.1	28	20	18	8	0	6	0	15	1	0
	Nashville	1	2	2.20	5	5	1	0	0	28.2	24	8	7	3	0	12	0	30	1	0
	Brevard County	0	0	6.00	1	1	0	0	0	6.0	6	4	4	1	0	0	0	8	0	0
2014	Nashville	8	5	2.55	17	17	1	1	0	102.1	80	34	29	8	7	17	0	129	5	0
	MILWAUKEE	6	5	2.13	14	10	0	0	0	71.2	46	19	17	7	0	17	1	76	1	0
2015	MILWAUKEE	5	9	3.89	21	21	0	0	0	118.0	117	57	51	14	5	43	5	121	6	0
	HOUSTON	2	1	3.32	10	9	1	1	0	62.1	45	26	23	10	1	21	0	59	2	0
2016	HOUSTON	11	8	4.48	31	30	0	0	0	168.2	187	89	84	26	7	42	0	134	17	0
2017	HOUSTON	8	10	5.22	29	28	0	0	0	153.1	157	95	89	32	13	62	0	146	11	1
2018	DETROIT	7	6	3.48	21	21	0	0	0	119.0	121	49	46	20	5	26	1	87	2	0
	OAKLAND	5	2	3.74	10	9	0	0	0	53.0	45	22	22	12	3	11	0	52	2	0
<b>AL Totals</b>		<b>33</b>	<b>27</b>	<b>4.27</b>	<b>101</b>	<b>97</b>	<b>1</b>	<b>1</b>	<b>0</b>	<b>556.1</b>	<b>555</b>	<b>281</b>	<b>264</b>	<b>100</b>	<b>29</b>	<b>162</b>	<b>1</b>	<b>478</b>	<b>34</b>	<b>1</b>
<b>NL Totals</b>		<b>21</b>	<b>28</b>	<b>3.66</b>	<b>71</b>	<b>56</b>	<b>0</b>	<b>0</b>	<b>0</b>	<b>341.2</b>	<b>318</b>	<b>152</b>	<b>139</b>	<b>41</b>	<b>7</b>	<b>105</b>	<b>6</b>	<b>349</b>	<b>12</b>	<b>0</b>
<b>ML Totals</b>		<b>54</b>	<b>55</b>	<b>4.04</b>	<b>172</b>	<b>153</b>	<b>1</b>	<b>1</b>	<b>0</b>	<b>898.0</b>	<b>873</b>	<b>433</b>	<b>403</b>	<b>141</b>	<b>36</b>	<b>267</b>	<b>7</b>	<b>827</b>	<b>46</b>	<b>1</b>

## CAREER TRANSACTIONS

**2009** — Selected by the Milwaukee Brewers organization in the 22nd round of the First-Year Player Draft. **2015** — Traded to the Houston Astros with outfielder Carlos Gomez and international slot cash in exchange for outfielder Domingo Santana, minor league pitchers Josh Hader and Adrian Houser and minor league outfielder Brett Phillips, July 30. **2017** — On the suspended list, September 14 to 19. Elected free agency (contract non-tender), Dec. 1; signed by the Detroit Tigers, Dec. 8. **2018** — On the disabled list, March 26 to April 7. Traded to the Oakland Athletics for two players to be named later (minor league pitcher Nolan Blackwood on Aug. 18 and minor league pitcher Logan Shore on Sept. 19), Aug. 6. Elected free agency (contract non-tender), November 30; re-signed by Oakland, December 24.

## DIVISION SERIES RECORD

Year	Club/Opp.	W	L	ERA	G	GS	CG	SHO	SV	IP	H	R	ER	HR	HB	BB	IBB	SO	WP	BK
2015	HOU vs. KC	0	0	9.00	1	0	0	0	0	1.0	1	1	1	0	0	0	0	0	0	0

## FIERS' CAREER BESTS

**Low Hit Complete Game:** 0, Aug. 21, 2015 vs. Los Angeles (NL)

**Innings Pitched:** 9.0, Aug. 21, 2015 vs. Los Angeles (NL). As reliever: 5.0, August 3, 2015 at Texas

**Strikeouts:** 14, August 14, 2014 at Chicago (NL); 12, May 2, 2015 at Chicago (NL); 11, July 16, 2017 vs. Minnesota; 10 (five times), last: August 21, 2015 vs. Los Angeles (NL). As reliever: 6, August 3, 2015 at Texas

**Pitches:** 134, August 21, 2015 vs. Los Angeles (NL). As reliever: 96, August 3, 2015 at Texas

**Longest Winning Streak:** 6, July 21 to September 11, 2018

**Longest Losing Streak:** 6, September 17, 2014 to April 21, 2015

**Longest Scoreless Streak:** 21.1, June 16 to July 5, 2012

## A'S PITCHERS CAREER HITTING

PITCHER	AVG	AB	R	H	2B	3B	HR	RBI	SH	SF	HP	BB	SO	SB	CS
Anderson	.000	1	0	0	0	0	0	0	0	0	0	0	0	0	0
Bassitt	.000	2	0	0	0	0	0	0	0	0	0	0	1	0	0
Blackburn	.000	5	0	0	0	0	0	0	0	0	0	0	2	0	0
Brooks	.000	2	0	0	0	0	0	0	0	0	0	0	0	0	0
Cotton	.000	2	0	0	0	0	0	0	0	0	0	0	1	0	0
Estrada	.141	135	4	19	4	0	0	7	20	0	0	7	64	0	0
Fiers	.081	86	1	7	0	0	0	2	18	0	0	2	45	0	0
Gossett	.200	5	1	1	0	0	0	0	2	0	0	0	4	0	0
Hendriks	.000	2	0	0	0	0	0	0	0	0	0	1	1	0	0
Manaea	.100	10	0	1	0	0	0	0	1	0	0	1	3	0	0
Mengden	.182	11	2	2	0	0	0	1	1	0	0	1	4	0	0
Montas	.000	5	0	0	0	0	0	0	0	0	0	0	5	0	0
Petit	.051	118	6	6	0	0	0	3	7	0	0	3	49	0	0
Rodney	.000	1	0	0	0	0	0	0	0	0	0	0	0	0	0
Treinen	.071	14	0	1	0	0	0	0	4	0	0	1	9	0	0
Triggs	.000	2	0	0	0	0	0	0	0	0	0	0	2	0	0

**RIGHT-HANDED PITCHER****Height/Weight:** 6-2 / 196**Bats/Throws:** Right / Right**Birthdate:** September 4, 1991**Opening Day Age:** 27**Birthplace/Resides:** Detroit, Michigan / Kingwood, Texas**Major League Service:** None**Obtained:** Selected in the 6th round of the 2013 First-Year Player Draft**Contract Status:** First year of a one-year contract through 2019**NON-ROSTER INVITEE****CAREER HIGHLIGHTS**

Was the A's sixth round selection in the 2013 draft and is 25-33 with 33 saves and a 4.21 ERA in 190 games, including 61 starts, over his first six professional seasons...123 of his 125 appearances over the last three years have come in relief...was a perfect 14-for-14 in save opportunities in 2018...was named to the Texas League Midseason All-Star team as a reliever in 2017...started and was the winning pitcher in the 2014 Midwest League All-Star Game.

**2018 HIGHLIGHTS**

Combined for a 1-3 record, a career-high 14 saves and 4.84 ERA in 36 appearances with Triple-A Nashville, Double-A Midland and the A's affiliate in the Arizona Rookie League...began the season with the Sounds and was 0-2 with a save and a 7.13 ERA in 13 relief appearances when he was sent to the RockHounds July 3...went 1-1 with a team-leading 13 saves and a 2.16 ERA in 21 games with Midland...was also on the disabled list from May 12 to June 23 with a strained right oblique and had a two-start rehab assignment in the Arizona Rookie League...was a perfect 14-for-14 in save opportunities and tied for third in the A's farm system in saves...ranked third in the Texas League in saves (13)...surrendered just two home runs in 44.2 innings, an average of 0.40 per nine innings...struck out 48 (9.67 per nine innings)...allowed a .259 opponents batting average, which broke down to .239 (16-for-67) against left-handed hitters compared to .272 (28-for-103) against right-handers...opponents hit .220 with the bases empty, .292 with both of his home runs with runners on base...allowed 4-of-12 (33.3%) inherited runners to score.

**MINORS:** Walked a season-high three batters in 0.2 innings April 12 against Iowa...tossed a season-high 3.0 innings April 28 against New Orleans and yielded a season-high six hits...finished April with a 6.10 ERA in seven games...did not allow a run in his first three appearances in May (3.0 ip) before going on the disabled list May 12 with a strained right oblique...was sent to the A's affiliate in the Arizona Rookie League for a rehab assignment June 18 and had an 18.00 ERA in two starts (4 er in 2.0 ip)...was reinstated from the DL June 24 and allowed seven runs in 4.1 innings (14.54 ERA) over his final three games...including a season-high four runs June 29 at Omaha...yielded two home runs in that game, his only two home runs allowed for the season...was transferred to Midland July 3 and would go on to save 13 games for the RockHounds...that was the most in the Texas League from July 3 through the end of the season...had a season-best 9.1-inning scoreless streak from July 9 to 27...opponents were 3-for-30 (.100) with two walks over that stretch...was credited with the save in six consecutive outings from July 17 to 27...then allowed at least one run in four consecutive outings from Aug. 1 to 9 (4 er in 5.0 ip, 7.20 ERA)...matched his season high by yielding four runs in 1.0 inning on Aug. 3 against San Antonio...struck out a season-high three batters Aug. 12 at Arkansas...beginning with that game, he did not allow a run in six of his final seven outings (1 er in 7.2 ip, 1.17 ERA)...pitched for Hermosillo in the Mexican Winter League following the season and went 0-2 with a 2.57 ERA and .231 opponents batting average in 14 relief appearances.

**CAREER**

**2017**—Started the year at Double-A Midland but made his Triple-A debut with Nashville in late June and combined for a 2-4 record, 12 saves and a 3.88 ERA in a career-high 46 relief appearances...the saves ranked second in the A's farm system...converted 12-of-14 (85.7%) save oppor-



tunities...went 1-3 with nine saves and a 3.19 ERA in 29 games with the RockHounds and was named to the Texas League Midseason All-Star team...was also 1-1 with a 4.94 ERA in 17 relief appearances with the Sounds and converted all three of his save opportunities...combined for a .262 opponents batting average, including .255 against right-handed hitters and .272 against left-handers...surrendered six of his eight home runs to righties...yielded a .229 batting average with runners in scoring position, including .205 with RISP and two outs...allowed 6-of-21 (28.6%) inherited runners to score, including 1-of-11 (9.1%) with Nashville...converted all six of his save chances on the road...tossed at least one inning in 42 of his 46 appearances, including two or more nine times...converted each of his four save opportunities and had a 1.80 ERA and .143 opponents batting average in eight appearances in April...had a 1.80 ERA over his first 12 games through May 11...was charged with his first blown save May 19 against San Antonio but ended up with the win when the RockHounds scored a run in the bottom of the ninth for a 6-5 victory...went four consecutive games (7.1 ip) from May 19 to 31 without allowing a run, lowering his ERA to 2.31...did not pitch in the TL All-Star Game as he was transferred to Nashville June 26, one day before the game...had eight saves and a 3.00 ERA in 23 appearances at the time of his promotion...had a 5.87 ERA over his first five games at Triple-A but did not allow a run in seven of his next eight outings from July 13 to Aug. 4 (10.2 ip, 9 h, 1 r, 1 er, 6 bb, 11 so, 0.84 ERA)...tossed a season-high 3.1 scoreless innings and struck out a season-high four batters July 18 at Iowa...posted a 2.40 ERA and .212 opponents batting average in 10 games in July...yielded 12 runs over his final four outings with the Sounds (11.81 ERA) and was sent back to Midland Aug. 18...had a save and a 4.05 ERA over his final six regular season games...then had a win and four saves in five postseason appearances for the Texas League Champion RockHounds and did not allow a run (5.2 ip, 1 h, 1 bb, 6 so).

**2016**—Pitched exclusively in relief for the first time in his career and combined for a 2-3 record, seven saves and a career-low 2.54 ERA in 43 relief appearances with Single-A Stockton and Double-A Midland...struck out 69 batters in 63.2 innings, an average of 9.75 per nine innings...tied for fourth in the A's farm system in saves...allowed a .217 opponents batting average, including .204 against left-handed hitters compared to .225 against right-handers...yielded a .196 batting average with runners in scoring position...opponents hit .192 with a .288 on-base percentage when leading off an inning...allowed 3-of-14 (21.4%) inherited runners to score...stranded all six with the RockHounds...converted 7-of-10 (70.0%) save opportunities...had a 0.95 ERA in 22 second half appearances with Midland...posted a 2.42 ERA in the ninth inning...tossed at least one inning in 41 of his 43 appearances, including two or more 17 times...struck out a season-high five batters in 2.2 innings April 23 against Inland Empire...compiled a 1.74 ERA in seven games in April...matched his season-high with five strikeouts in 2.1 innings May 5 against San Jose...was 1-0 with a save and a 3.32 ERA in 13 games with Stockton when he was promoted to Double-A Midland May 22...went 1-3 with six saves and a 2.14 ERA in 30 outings with the RockHounds...pitched a season-high 3.0 innings June 10 at Corpus Christi...allowed his fourth and final home run of the season June 14 at Frisco...did not surrender a home run over his final 23 games and 30.2 innings...did not allow a run in 16 of 17 games from June 21 to Aug. 18 (0.42 ERA)...went seven games (9.1 ip) without a run from June 21 to July 9 and nine games (11.0 ip) from July 17 to Aug. 18...posted a 0.87 ERA and .189 opponents batting average in eight games in July...then logged a 1.13 ERA in six appearances in August...made four postseason appearances for the Texas League Champion RockHounds (3.1 ip, 5 h, 3 r, 3 er, 4 bb, 4 so, 8.10 ERA).

**2015**—Spent the entire season at Single-A Stockton and went 9-9 with a 5.44 ERA in 28 games, including 24 starts...tied for fifth in the A's farm system in wins and ranked seventh in strikeouts (96)...averaged 2.72 walks per nine innings as a starter, which was fifth lowest in the California League among starting pitchers...had career highs in wins, strikeouts, innings pitched (127.1 ip), hits (139), runs (73), earned runs (77) and home runs (19) and matched his high in starts...allowed a .275 opponents batting average, including .269 against left-handed hitters compared to .280 against right-handers...yielded a .234 batting average and .286 on-base percentage to batters leading off an inning...was named CL Pitcher of the Week for the week of May 11-18...picked up the win in his only start that week when he tossed 6.0 scoreless innings on May 14 against High Desert...allowed just one hit, did not walk a batter and struck out six...fanned a season-high seven batters June 26 at Inland Empire...tossed a season-high 7.0 innings July 7 against Visalia...made all four of his relief appearances over a five-game stretch from Aug. 2 to 22...had a season-

best three-game winning streak from Aug. 17 to 27 (1.35 ERA)...matched his season high with seven strikeouts Sept. 7 against Modesto.

**2014**—Spent nearly the entire season at Single-A Beloit where he went 7-9 with a 3.69 ERA in 23 starts...was transferred to Double-A Midland Sept. 1 and made one start...was a combined 7-10 with a 4.03 ERA in 24 starts overall...issued a career-high 53 walks...ranked seventh in the A's farm system in ERA...was named to the Midwest League Midseason All-Star team...allowed a .238 opponents batting average, including .232 against left-handed hitters compared to .243 against right-handers...was 5-4 with a 2.85 ERA in 13 starts in the first half...tossed the lone complete game of his career May 16 at Clinton, a seven-inning four-hit shutout in the Snappers 1-0 win...walked one and struck out five...was 4-0 with a 2.25 ERA and .205 opponents batting average in six starts in May...started for the West squad in the Midwest League All-Star Game on June 17 at Comstock Park and was the winning pitcher in a 7-0 victory (1.0 ip, 1 so)...was on the disabled list from July 8 to 16 with a strained right groin...was transferred to Midland Sept. 1 and made one start that day at Frisco, a loss (5.1 ip, 10 h, 7 r, 7 er, 1 bb, 6 so, 3 hr, 11.81 ERA).

**2013**—Made his professional debut with Short Season Single-A Vermont and went 3-3 with a 2.70 ERA in 11 starts...was transferred to Single-A Beloit Aug. 23 and went 1-1 with a 9.82 ERA in two starts with the Snappers...was 4-4 with a 3.61 ERA in 13 starts overall...surrendered just one home run in 57.1 innings...allowed a .250 opponents batting average, including .216 against left-handed hitters and .158 with RISP and two outs...made his first career appearance June 24 against Lowell, a start and no decision in the Lake Monsters 1-0 loss (2.0 ip, 1 bb)...tossed 6.0 innings in back-to-back starts July 22 against Auburn and July 27 against Tri-City for the first two wins of his professional career...posted a 1.76 ERA over his first nine career starts.

## PERSONAL/MISCELLANEOUS

Kyle Edward Finnegan was originally signed by A's scout Armann Brown...graduated from Kingwood HS (TX)...attended Texas State University.

### LIFETIME PITCHING RECORD

Year	Club	W	L	ERA	G	GS	CG	SHO	SV	IP	H	R	ER	HR	HB	BB	IBB	SO	WP	BK
2013	Vermont	3	3	2.70	11	11	0	0	0	50.0	43	18	15	0	1	12	0	35	2	0
	Beloit	1	1	9.82	2	2	0	0	0	7.1	12	8	8	1	0	6	0	5	0	0
2014	Beloit	7	9	3.69	23	23	1	1	0	119.2	99	53	49	12	4	52	0	55	3	0
	Midland	0	1	11.81	1	1	0	0	0	5.1	10	7	7	3	1	1	0	6	1	0
2015	Stockton	9	9	5.44	28	24	0	0	0	127.1	139	83	77	19	2	41	1	96	10	0
2016	Stockton	1	0	3.32	13	0	0	0	1	21.2	19	8	8	1	0	12	1	28	3	0
	Midland	1	3	2.14	30	0	0	0	6	42.0	31	13	10	3	1	20	1	41	1	0
2017	Midland	1	3	3.19	29	0	0	0	0	9	36.2	36	13	4	1	8	1	36	5	0
	Nashville	1	1	4.94	17	0	0	0	3	23.2	25	18	13	4	0	17	0	21	2	0
2018	Nashville	0	2	7.13	13	0	0	0	1	17.2	22	16	14	2	0	7	0	17	2	0
	AZL A's	0	0	18.00	2	2	0	0	0	2.0	4	4	4	0	0	1	0	3	2	0
	Midland	1	1	2.16	21	0	0	0	13	25.0	18	11	6	0	0	11	1	28	1	0
<b>Minor League Totals</b>		<b>25</b>	<b>33</b>	<b>4.21</b>	<b>190</b>	<b>63</b>	<b>1</b>	<b>1</b>	<b>33</b>	<b>478.1</b>	<b>458</b>	<b>252</b>	<b>224</b>	<b>49</b>	<b>10</b>	<b>188</b>	<b>5</b>	<b>371</b>	<b>32</b>	<b>0</b>

### CAREER TRANSACTIONS

**2013** — Selected by the Oakland Athletics organization in the 6th round of the First-Year Player Draft.

### COLISEUM FIRSTS

**Game:** April 17, 1968  
**Final Score:** Baltimore 4, Oakland 1  
**Winning Pitcher:** Dave McNally  
**Losing Pitcher:** Lew Krausse  
**Attendance:** 47,233  
**First Victory:** April 18, 1968  
**Final Score:** Oakland 4, Baltimore 3  
**Winning Pitcher:** Paul Lindblad  
**Losing Pitcher:** Gene Brabender

**Batter:** Curt Blefary, Baltimore (walked by Lew Krausse)  
**A's Batter:** Bert Campaneris (popped out to second baseman Davey Johnson)  
**Hit:** Boog Powell (Home run off Lew Krausse, 2nd inning, Apr. 17)  
**A's Hit:** Rick Monday (Home run off Dave McNally, 6th inning, Apr. 17)  
**Run:** Boog Powell (Home run off Lew Krausse, 2nd inning, Apr. 17)

**A's Run:** Rick Monday (Home run off Dave McNally, 6th inning, Apr. 17)  
**Error:** Bert Campaneris, SS (ball hit by Frank Robinson, 4th inning, Apr. 17)  
**Pinch Hit:** Tony La Russa (single off Dave McNally, 9th inning, Apr. 17)  
**Relief Pitcher:** Diego Segui (relieved Lew Krausse in 6th inning, Apr. 17)

**OUTFIELDER****Height/Weight:** 6-0 / 190**Bats/Throws:** Left / Left**Birthdate:** December 29, 1994**Opening Day Age:** 24**Birthplace/Resides:** Caldwell, Georgia / Dublin, Georgia**Major League Service:** 1 year, 39 days**Obtained:** Acquired from the New York Yankees with Jorge Mateo and minor leaguer James Kaprielian for Sonny Gray and \$1.5 million international bonus slot cash, July 31, 2017**Contract Status:** First year of a one-year contract through 2019**CAREER HIGHLIGHTS**

Was originally drafted by New York (AL) in 2013 and spent the first five seasons of his professional career in the Yankees organization before he was traded to the A's in the Sonny Gray deal at the 2017 trading deadline...made his Major League debut with the Yankees in 2017 but ruptured his patella tendon in the first inning and never batted...had season-ending knee surgery June 30...hit .224 with six home runs and 23 RBI in 69 games with the A's in 2018...is a .289 (555-for-1923) hitter with 107 doubles, 45 triples, 43 home runs, 278 RBI and 87 stolen bases in 476 games over six seasons in the minors...was named to the Pacific Coast League Midseason All-Star team in 2017 and the Eastern League Midseason All-Star team in 2016...played for Surprise in the Arizona Fall League in 2015...was rated as New York's 10th best prospect by *Baseball America* following the 2015 season and ninth best after 2016...was the A's fourth best following 2017.

**2018 HIGHLIGHTS**

Batted .224 with six home runs and 23 RBI in 69 games over two stints with Oakland and .341 with four home runs and 27 RBI in 55 games with Triple-A Nashville...stole six bases with the A's, which tied for eighth among American League rookies...drew just eight walks and struck out 47 times and his average of 0.17 walks per strikeout was 10th lowest in Oakland history among players with 200 or more plate appearances...made 45 starts (44 in center field, one in left field), all in games started by a right-handed pitcher...hit .229 (41-for-179) with all 11 of his extra base hits, 22 of his 23 RBI and all eight of his walks against right-handed pitchers...was 2-for-13 (.154) with a sacrifice fly against left-handers...batted .261 on the road, .169 at home...had just two extra base hits in Oakland (both home runs) and slugged .247 at home compared to .426 on the road...hit .190 with five of his six home runs with the bases empty, .282 with runners on...batted .320 with runners in scoring position and two outs...had five home runs in 40 night games, one home run in 29 day games...had a .190 batting average against a pitcher the first time he saw him in a game, .276 after that...in addition to starting in center field and left field, he also played three games in right field...had one assist and one error in 62 games overall in the outfield...was 4-for-12 (.333) with four RBI, a walk and five strikeouts as a pinch hitter...scored four runs in nine games as a pinch runner...batted .241 with a .256 on-base percentage in 27 games in the leadoff spot...also started games in the seven, eight and nine spot in the order...was 9-for-19 (.474) in the ninth inning...hit .136 in 10 interleague games...batted .312 with five of his six home runs in 21 games against the AL Central, .165 in 47 games against all other teams...was 7-for-14 (.500) when putting the first pitch in play...hit .126 with two strikes...batted .149 with a .174 on-base percentage when leading off an inning.

**OAKLAND:** Was recalled from Nashville May 9 and made his Oakland debut that day against Houston when he lined out as a pinch hitter...made his first start May 11 at New York (AL) in center field and went 1-for-5...singled off Sonny Gray in the fourth inning for his first Major League hit...collected his first RBI and extra base hit on May 14 at Boston with a triple...stole the first base of his career May 17 at Toronto...hit his first Major League home run May 18 at Toronto, a solo shot off Marco Estrada in the third inning...finished May with a .174 batting average in 17 games...then hit .294 with four of his six home runs and 10 of his 23 RBI in 26 games in June...had the first two-homer game of his career June 1 at Kansas City...also drove in a career-high four runs and had his first career three-hit game...went 1-for-13 over a six-game stretch from June 13 to 19...then had a career-high seven-game hitting streak from June 20 to 27...went 9-for-25 (.360) during the streak...led off the game with a home run for the first time in his career July 6 at Cleve-

land...tied an Athletics record by striking out five times on July 9 at Houston...it was the seventh five-strikeout game in Oakland history, the first since Nick Swisher at San Diego, June 29, 2006... that began an 11-game stretch where he went 3-for-32 (.094)...snapped a career-high 0-for-14 streak with a second inning single July 20...was batting .231 with six home runs and 21 RBI in 59 games when he was optioned to Nashville following the game on Aug. 1...was recalled Aug. 31 and was 1-for-10 with two RBI in 10 games following his return...started in left field on Aug. 31 against Seattle and went 0-for-5...did not make a start in nine games in September...went 1-for-3 with a walk in four pinch hitting appearances and also pinch ran four times.

**NASHVILLE:** His .341 batting average with Nashville was his highest as a minor leaguer, as was his .364 on-base percentage...had 17 doubles, six triples and four home runs for a .520 slugging percentage...ranked second in the A's farm system in slugging, tied for eighth in triples and 10th in on-base percentage...was 13-for-15 (86.7%) in stolen base attempts, his fourth consecutive season with 10 or more steals...batted .344 (21-for-61) against left-handed pitching compared to .339 (57-for-168) against right-handers...hit three of his four home runs with runners on base...batted .306 with runners in scoring position, but that dropped to .154 with RISP and two outs... hit .372 on the road, .306 at home...had a .342 batting average leading off an inning...batted .392 in the first inning...hit in each of the first three spots in the order...batted .351 with all four of his home runs in 42 games batting third...appeared in 51 games in center field and two in right field...had four assists in 53 games overall in the outfield...also made five errors...was Nashville's Opening Day starter in center field on April 5 at New Orleans...went 3-for-5 and was a single short of the cycle...was batting .264 with one home run and nine RBI over his first 21 games through April 28...then went 16-for-39 (.410) with four doubles, three triples, two home runs and seven RBI over his next nine contests from April 29 to May 8...had his first of two four-hit games April 30 at Colorado Springs...his second also came at Colorado Springs on Aug. 9...went 0-for-4 with four strikeouts May 7 against Memphis...was batting .310 in 30 games when he was promoted to Oakland May 9...returned to Nashville Aug. 3 and hit .379 with 10 doubles, three triples, a home run and 11 RBI in 25 games in the final month of the season...had a streak of seven consecutive multiple hit games from Aug. 7 to 14 and had at least one extra base hit in each game...went 19-for-31 (.613) with 12 runs scored, six doubles, two triples and five RBI during the streak...had a season-high 12-game hitting streak from Aug. 17 to 29 (13-for-50, .260).

## CAREER

**2017**—Was one of three players acquired from the Yankees in the Sonny Gray trade on July 31 but did not appear in a game with the A's as he was recovering from knee surgery...began the season at Triple-A Scranton/Wilkes-Barre and was batting .293 with 19 doubles, eight triples, a career-high 13 home runs, 43 RBI and 13 stolen bases in 70 games when he was selected by New York June 29...made his Major League debut with a start that day at Chicago (AL) in right field but ruptured his right patellar tendon with two outs in the first inning...did not have an at bat and was placed on the disabled list the next day...underwent surgery June 30 at Rush Orthopedics in Chicago... Dr. Bush-Joseph performed an open patellar tendon repair...was leading the International League in triples, ranked second in slugging (.542) and extra base hits (40), third in hits (87), tied for third in doubles, tied for fourth in runs (49) and fifth in OPS (.871) at the time of his promotion... finished the season tied for the IL lead in triples...was named to the IL Midseason All-Star Team, but did not play in the game due to his promotion...hit .296 against right-handed pitchers, .286 against lefties...had seven home runs in 206 at bats against righties (29.4 at bats per home run), six in 91 at bats against lefties (15.2 at bats per home run)...six of his 13 home runs came in the first inning...hit .235 over innings one through three, .331 from the fourth inning on...batted .311 when leading off an inning...went 1-for-9 (.111) with the bases loaded...appeared in 40 games in center field, 14 in right field and 12 in left field...committed four errors in 65 games overall in the outfield (.970 fielding percentage)...also hit .211 in five games as the designated hitter...batted .327 in 48 games in the two spot in the order, .217 in 22 games hitting third...never went more than two consecutive games without a hit...was named the A's number four prospect by *Baseball America* following the season...had his lone two-homer game of the season in the second game of an April 9 doubleheader at Buffalo...had a season-high five-RBI in that contest...reached base safely in 19 consecutive games from April 16 to May 9...had a season-high 12-game hitting streak from April 26 to May 9...went 21-for-53 (.396) with three doubles, four triples, two home runs and eight RBI during the streak to boost his average to .301...collected six triples over a 16-game span from April 28

to May 15...hit for the cycle April 30 against Indianapolis...went 5-for-6 with two doubles, a triple, home run and two RBI in the RailRiders 7-6, 11-inning win...was named International League Batter of the Week for the week of April 24-30...went 11-for-26 (.423) with four runs, three doubles, two triples, two home runs, five RBI and two walks in six games...finished April with a .293 batting average and then hit .325 in May...went 4-for-5 May 15 against Pawtucket and had another four-hit game May 27 at Toledo...stole a season-high two bases June 7 at Rochester, a feat he duplicated June 17 at Buffalo.

**2016**—Spent the season with Double-A Trenton, batting .281/.311/.458 with 67 runs, 30 doubles, 15 triples, 12 home runs, 88 RBI and 25 stolen bases in 132 games...led Yankees minor leaguers in RBI and total bases, ranked second in hits and ninth in batting average...finished second among all minor leaguers in triples (San Diego's Franchy Cordero-16)...tallied the Eastern League's highest single-season triples total since 1993...also ranked among EL leaders in hits (second), at bats (second), extra-base hits (third, 57), total bases (third, 248), RBI (fourth) and slugging percentage (seventh)...was named an EL Midseason All-Star...hit .324 against left-handed pitching...compiled a 16-game hitting streak from July 18 to Aug. 4 (24-for-62, .387)...logged 29 extra base hits (12 doubles, eight triples, nine home runs) in his final 44 games beginning July 18, which tied for second most in the minors over that span...played primarily center field (119 games/116 games started), with three starts apiece in left field and right field, and committed five errors in 268 total chances (.981 fielding percentage)...following the season, was tabbed as the No. 9 prospect and the "Best Defensive Outfielder" in the Yankees organization by *Baseball America* and as an Organization All-Star by MiLB.com.

**2015**—Combined at Single-A Charleston and Single-A Tampa to bat .298/.334/.394 with 64 runs, 20 doubles, six triples, five home runs, 70 RBI and 30 stolen bases in 123 games...among all Yankees minor leaguers, ranked second in RBI, fourth in stolen bases and sixth in batting average... began the season with Charleston, hitting .307/.340/.419 with 35 runs, nine doubles, three triples, four home runs, 31 RBI, 11 walks and 18 stolen bases in 58 games...batted .351 in his final 27 games with the RiverDogs, earning a promotion to Tampa on June 22...hit .289 with 29 runs, 11 doubles, three triples, one home run and 12 stolen bases in 65 games with Tampa...following the season, was tabbed as the No. 10 prospect in the Yankees organization by *Baseball America* and as an Organization All-Star by MiLB.com...also appeared in 16 games for the Surprise Saguaros of the Arizona Fall League and hit .279 with 14 runs, two doubles, two home runs, seven RBI and seven stolen bases.

**2014**—Batted .257 with 33 runs, 13 doubles, six triples, nine home runs and 41 RBI in 66 games for Single-A Charleston...named the South Atlantic League Player of the Week on June 16 after batting .391 (9-for-23) with two runs, two doubles, one triple, one home run and six RBI in six games.

**2013**—Made his professional debut with the GCL Yankees 1, batting .241 with eight doubles, four triples, nine RBI and eight runs scored in 30 games.

## PERSONAL/MISCELLANEOUS

Dustin Ryan Fowler...graduated in 2013 from West Laurens HS (Ga.), where he was named regional "Player of the Year" as a senior.

### LIFETIME PLAYING RECORD

Year	Club	AVG.	G	AB	R	H	2B	3B	HR	RBI	SH	SF	HP	BB	SO	SB	CS	SLG	OBP	E
2013	GCL Yankees1	.241	30	112	8	27	8	4	0	9	0	0	1	4	23	3	1	.384	.274	2
2014	Charleston	.257	66	257	33	66	13	6	9	41	1	1	0	13	53	3	2	.459	.292	1
2015	Charleston	.307	58	241	35	74	9	3	4	31	0	2	2	11	47	18	7	.419	.340	6
	Tampa	.289	65	246	29	71	11	3	1	39	0	1	0	15	43	12	6	.370	.328	5
2016	Trenton	.281	132	541	67	152	30	15	12	88	2	5	4	22	86	25	11	.458	.311	5
2017	Scranton/Wilkes-Barre	.293	70	297	49	87	19	8	13	43	0	0	1	15	63	13	5	.542	.329	4
	NEW YORK	—	1	0	0	0	0	0	0	0	0	0	0	0	0	0	0	—	—	0
2018	Nashville	.341	55	229	37	78	17	6	4	27	0	1	0	9	41	13	2	.520	.364	5
	OAKLAND	.224	69	192	19	43	3	2	6	23	0	2	1	8	47	6	4	.354	.256	1
	ML Totals	.224	70	192	19	43	3	2	6	23	0	2	1	8	47	6	4	.354	.256	1

## CAREER TRANSACTIONS

**2013** — Selected by the New York Yankees in the 18th round of the First-Year Player Draft. **2017** — On the disabled list, June 30 to November 5. Traded to the Oakland Athletics with infielder Jorge Mateo and minor league right-handed pitcher James Kaprielian for pitcher Sonny Gray and \$1.50 million international bonus slot cash, July 31.

## FOWLER'S CAREER HIGHS

**Hits:** 3 (twice), last: June 3, 2018 at Kansas City  
**Home Runs:** 2, June 1, 2018 at Kansas City  
**Runs Batted In:** 4, June 1, 2018 at Kansas City  
**Stolen Bases:** 1 (six times), last: July 22, 2018 vs. San Francisco  
**Hitting Streak:** 7, June 20 to 27, 2018  
**Hitless Streak (At Bats):** 14, July 10 to 14, 2018  
**Game Ending RBI:** None  
**Grand Slams:** None  
**Pinch-Hit Home Runs:** None  
**Inside-The-Park Home Runs:** None  
**Lead Off Home Runs:** 1, July 6 at Cleveland (Carlos Carrasco)

## FRANCHISE MONTHLY BESTS

Wins	Losses	Highest Winning Pct.	Lowest Winning Pct.
26 July, 1931	28 July, 1916	.857 (24-4) August, 2002	.067 (2-28) July, 1916
25 July, 1928	27 September, 1940	.857 (18-3) April, 1981	.077 (1-12) April, 1951
24 August, 2002	27 September, 1915	.852 (23-4) May, 1931	.103 (3-26) August, 1943
24 July, 1929	26 August, 1960	.821 (23-5) August, 1914	.130 (3-20) July, 1938
23 August, 1971	26 August, 1945	.815 (22-5) May, 1929	.136 (3-19) June, 1916
23 May, 1931	26 August, 1943	.810 (17-4) Sept., 2001	.143 (4-24) June, 1920
23 July, 1930	25 July, 1936	.800 (20-5) May, 1910	.156 (5-27) Sept., 1915
23 August, 1914	25 August, 1938	.792 (19-5) July, 2012	.167 (4-20) August, 1915
22 five times	24 June, 1979	.788 (26-7) July, 1931	.167 (2-10) April, 1966
	24 June, 1920	.778 (21-6) Sept., 1911	.167 (2-10) April, 1935
		.778 (21-6) August, 2006	

**CATCHER****Height/Weight:** 6-2 / 205**Bats/Throws:** Right / Right**Birthdate:** August 13, 1987**Opening Day Age:** 31**Birthplace/Resides:** San Pedro, California / Orange, California**Major League Service:** 1 year, 58 days**Obtained:** Claimed off waivers from the Los Angeles Angels, August 3, 2019**Contract Status:** First year of a one-year contract through 2019**CAREER HIGHLIGHTS**

Was selected by Colorado in the 19th round of the 2009 First-Year Player Draft and spent the first eight and one-half seasons of his professional career in the Rockies organization before he was claimed off waivers by Oakland on Aug. 4, 2017...was claimed off waivers by the Chicago White Sox May 24, 2018 and signed a minor league deal with the Los Angeles Angels Nov. 16, 2018...is a .202 career hitter with seven home runs and 31 RBI in 116 games with Colorado (2015-17), Oakland (2017) and Chicago-AL (2018)...has thrown out 15-of-40 (37.5%) attempted base stealers...made his Major League debut in 2015 and collected his first big league hit off Max Scherzer...was named a Texas League Midseason All-Star in 2014...played for the Salt River Rafters in the Arizona Fall League following the 2013 season.

**2018 HIGHLIGHTS**

Opened the season in Oakland's system with Triple-A Nashville...appeared in 22 games with the Sounds before he was claimed off waivers by White Sox on May 24th...was assigned to Triple-A Charlotte and played in 45 games with the Knights slashing .252/.340/.468...was recalled by Chicago Aug. 3rd to serve as a backup catcher while Kevan Smith was on paternity list...appeared in one game with White Sox (Aug. 5 at Tampa Bay).

**CAREER**

**2017**— Was on the Opening Day roster with Colorado and hit .206 with a home run and six RBI in 22 games before he was optioned to Triple-A Albuquerque May 16...was claimed off waivers by Oakland Aug. 4 and batted .159 with a home run and three RBI in 19 games with the A's...hit .188 with two home runs and nine RBI in a career-high 41 games overall...batted .087 at the Coliseum and .162 at Coors Field for a combined .133 batting average in his home ballparks...hit .250 on the road...batted .217 with both of his home runs against left-handed pitching compared to .154 against right-handers...slugged .400 against lefties, .212 against righties...started 33 games at catcher (15 with the A's) and tossed out 5-of-14 (35.7%) attempted base stealers (3-of-6, 50.0% with the A's)...went 8-for-12 (.667) with three doubles and a home run when putting the first pitch in play...hit .120 with runners in scoring position and was 1-for-12 (.083) with RISP and two outs...was 0-for-3 as a pinch hitter...went 3-for-6 (.500) with a double and a home run over his first three games...that included a career-high tying two-hits April 6 at Milwaukee, his first of four two-hit games in 2017...was batting .206 in 22 games when he was optioned to Albuquerque May 16...was claimed off waivers by Oakland Aug. 4 and joined the A's the next day at Los Angeles (AL)...started at catcher Aug. 5 at went 1-for-4 with two RBI for his only multiple-RBI game of the season...hit his only home run as an Athletic Aug. 18 at Los Angeles (AL)...batted .281 with 10 home runs and 26 RBI in 36 games with Albuquerque...also had nine doubles and two triples for a .617 slugging percentage...hit .429 against left-handed pitching compared to .252 against right-handers...had a 1.432 OPS against lefties, .871 against righties...batted .324 with seven of his 10 home runs at home, .222 on the road...seven of his 10 home runs were solo shots...hit .316 with runners in scoring position and two outs...had a .519 batting average in the eighth inning or later...appeared exclusively at catcher and tossed out 14-of-29 (48.3%) attempted base stealers...hit .327 with seven home runs and 13 RBI in 16 games batting sixth in the order...began the Triple-A portion of his campaign with a 14-game reaching base streak and batted .358 with a .417 on-base percentage over that stretch...capped the streak June 19 at Sacramento with season highs in hits (3) and doubles (2)...drove in a run in eight consecutive games from July 15-27 (12

RBI total) and had four home runs over that span...finished the Triple-A portion of his campaign with an eight-game hitting streak (13-for-30, .433)...matched his season high with three hits July 18 against Tacoma.

**2016**—Made three stints with Colorado while spending the rest of the season with Triple-A Albuquerque...batted .235 with six doubles, one home run and six RBI across three stints with the Rockies...made three starts in his first stint with the club in April and went 4-for-10 (.400) with one run, one RBI and two walks...hit his only home run of the season May 26 at Boston, part of a 2-for-4 day with a double, home run and two RBI...batted .292 with 31 runs, 11 doubles, 15 home runs, 35 RBI, 16 walks, 43 strikeouts and two stolen bases in 52 games with Albuquerque.

**2015**—Spent the majority of the season with Triple-A Albuquerque before making his Major League debut on Aug. 20 vs. Washington...remained on the big league roster for the rest of the season...collected his first Major League hit in his first at-bat off right-handed pitcher Max Scherzer, Aug. 20 vs. Washington...hit his first ML home run Sept. 9 at San Diego off right-handed pitcher James Shields...hit his second home run in his next start, Sept. 11 at Seattle...collected the first multi-hit game of his career Sept. 18 vs. San Diego...batted .274 with 44 runs, 16 doubles, 15 home runs, 61 RBI and 28 walks in 81 games with Albuquerque.

**2014**—Split his time between Triple-A Colorado Springs and Double-A Tulsa, where he was named a Texas League Midseason All-Star...in 34 games with Tulsa, hit .270 with seven doubles, two home runs and 20 RBI to earn his first All-Star nod...was promoted to Triple-A Colorado Springs in June, where he played 44 games...between the two teams, combined to play in 78 games and bat .240 with 16 doubles, two triples, seven home runs and 42 RBI...threw out 32% (24-of-75) of attempted base stealers between Double-A and Triple-A, including 32.7% (16-of-49) at Triple-A.

**2013**—Appeared in 96 games, including 76 starts at catcher, for Double-A Tulsa and hit .236 with 17 doubles, one triple, 13 home runs and 47 RBI...hit .274 with six doubles, three home runs, 14 RBI and a .507 slugging percentage against left-handed pitching...played for the Salt River Rafters in the Arizona Fall League following the season and hit .167 (8-for-48) with two doubles, four home runs and eight RBI in 15 games.

**2012**—Spent the entire season with High-A Modesto, starting 82 games behind the plate...caught 31.9% (31-for-97) of attempted base stealers.

**2011**—Played in a minor league career-high 100 games for Low-A Asheville, setting career-highs in runs (71), hits (87), doubles (29), home runs (17) and RBI (67)...finished fourth in the South Atlantic League in slugging percentage (.513) and in home runs per at-bat (20.06)...had the second-most doubles and third-most home runs among all Tourists.

**2010**—Played a majority of the season with Short-Season Tri-City before finishing the season with High-A Modesto, where he hit .310 with two doubles, two triples, one home run and 13 RBI in 12 games...started at catcher in 41 of his 42 games with Tri-City where he hit .224 with 11 doubles, two triples, two home runs and 21 RBI.

**2009**—Played in 23 games for Rookie Level Casper in his first professional season...hit .250 with nearly as many walks (13) as strikeouts (14) en route to a .393 on-base percentage.

## PERSONAL/MISCELLANEOUS

Dustin Thomas Garneau...he and his wife, Jacqlyn have three boys, Maddox, Maverick and Nixon...drafted out of Cal State Fullerton where he majored in kinesiology...was the Titans' primary catcher his junior and senior seasons (2008-09)...named to the 2008 Fullerton Regional All-Tournament Team after posting four hits and four RBI in five games...was named an All-Big West Honorable Mention in 2009 after guiding the Titans pitching staff to the fourth-best ERA in the nation...was one of seven players from Fullerton drafted in the 2009 First-Year Player draft, including Oakland Athletics outfielder Khris Davis...played high school baseball at San Pedro High



School in San Pedro, Calif...hit .433 (39-for-90) as a senior, earning first-team selections to the All-Marine League and all-area squad...also a two-time all-area and all-city football player.

### LIFETIME PLAYING RECORD

Year	Club	AVG.	G	AB	R	H	2B	3B	HR	RBI	SH	SF	HP	BB	SO	SB	CS	SLG	OBP	E
2009	Casper	.250	23	72	11	18	4	1	1	13	0	0	4	13	14	1	0	.375	.393	1
2010	Ti-City	.224	42	143	20	32	11	2	2	21	1	2	7	21	30	3	2	.371	.347	6
	Modesto	.310	12	42	5	13	2	2	1	13	0	0	0	2	9	0	1	.524	.341	3
2011	Asheville	.255	100	341	71	87	29	4	17	67	1	5	7	58	70	7	7	.513	.370	11
2012	Modesto	.243	86	300	35	73	18	3	6	29	2	4	2	40	41	2	3	.383	.332	6
2013	Tulsa	.236	96	326	36	77	17	1	13	47	4	4	13	25	57	4	2	.414	.313	4
2014	Tulsa	.270	34	115	14	31	7	0	2	20	0	2	4	14	19	2	3	.383	.363	5
	Colorado Springs	.216	44	148	17	32	9	2	5	22	1	0	3	14	21	2	1	.405	.297	5
2015	Albuquerque	.274	81	303	44	83	16	0	15	61	3	4	2	28	44	2	1	.475	.335	5
	COLORADO	.157	22	70	6	11	3	0	2	8	0	0	0	6	14	0	0	.286	.224	2
2016	Albuquerque	.292	52	185	31	54	11	0	15	35	1	2	7	16	43	2	0	.595	.367	0
	COLORADO	.235	24	68	7	16	6	0	1	6	0	1	0	6	22	0	0	.368	.293	1
2017	COLORADO	.206	22	68	5	14	7	0	1	6	1	0	1	4	24	0	0	.353	.260	0
	Albuquerque	.281	36	128	24	36	9	2	10	26	0	2	1	13	22	0	1	.617	.347	3
	OAKLAND	.159	19	44	5	7	1	0	1	3	0	0	0	8	12	0	0	.250	.288	1
2018	Nashville	.208	22	72	8	15	3	0	2	9	0	2	1	5	10	0	2	.33	.263	1
	Charlotte	.252	45	139	19	35	9	0	7	22	0	1	3	16	38	0	2	.468	.340	5
	CHICAGO (AL)	.500	1	2	0	1	0	0	0	1	0	0	0	1	0	0	0	.500	.667	1
<b>AL Totals</b>		<b>.174</b>	<b>20</b>	<b>46</b>	<b>5</b>	<b>8</b>	<b>1</b>	<b>0</b>	<b>1</b>	<b>4</b>	<b>0</b>	<b>0</b>	<b>0</b>	<b>9</b>	<b>12</b>	<b>0</b>	<b>0</b>	<b>.261</b>	<b>.310</b>	<b>2</b>
<b>NL Totals</b>		<b>.199</b>	<b>68</b>	<b>206</b>	<b>18</b>	<b>41</b>	<b>16</b>	<b>0</b>	<b>4</b>	<b>20</b>	<b>1</b>	<b>1</b>	<b>1</b>	<b>16</b>	<b>60</b>	<b>0</b>	<b>0</b>	<b>.335</b>	<b>.259</b>	<b>3</b>
<b>ML Totals</b>		<b>.194</b>	<b>88</b>	<b>252</b>	<b>23</b>	<b>49</b>	<b>17</b>	<b>0</b>	<b>5</b>	<b>24</b>	<b>1</b>	<b>1</b>	<b>1</b>	<b>25</b>	<b>72</b>	<b>0</b>	<b>0</b>	<b>.321</b>	<b>.269</b>	<b>5</b>

### CAREER TRANSACTIONS

**2009** — Selected by the Colorado Rockies in the 19th round of the First-Year Player Draft. **2017** — Claimed off waivers by the Oakland Athletics, August 4. **2018** — Claimed off waivers by the Chicago White Sox, May 24. Elected free agency, November 2; signed by the Los Angeles Angels to a minor league contract, November 16. **2019** — Claimed off waivers by the Oakland Athletics, August 3.

### GARNEAU'S CAREER HIGHS

**Hits:** 2 (nine times), last: May 9, 2017 vs. Chicago (NL)  
**Home Runs:** 1 (five times), last: August 28, 2017 at Los Angeles (AL)  
**Runs Batted In:** 3, September 11, 2015 at Seattle  
**Stolen Bases:** None  
**Hitting Streak:** 4, October 4, 2015 to April 24, 2016  
**Hitless Streak (At Bats):** 14, April 7 to 15, 2017  
**Game Ending RBI:** None  
**Grand Slams:** None  
**Pinch-Hit Home Runs:** None  
**Inside-The-Park Home Runs:** None  
**Lead Off Home Runs:** None

**RIGHT-HANDED PITCHER****Height/Weight:** 6-0 / 192**Bats/Throws:** Right / Right**Birthdate:** November 13, 1992**Opening Day Age:** 26**Birthplace/Resides:** Spartanburg, South Carolina / Lyman, South Carolina**Major League Service:** 1 year, 59 days**Obtained:** Selected in the 2nd round of the 2014 First-Year Player Draft**Contract Status:** First year of a one-year contract through 2019**CAREER HIGHLIGHTS**

Is 4-14 with a 5.91 ERA in 23 starts over two seasons with the A's...made his Major League debut with 18 starts in 2017 and had just five starts in 2018 before undergoing "Tommy John" surgery Aug. 1...is 24-23 with a 3.42 ERA (166 er in 437.1 ip) in 87 games, including 74 starts, in five seasons as a minor leaguer...was named Pacific Coast League Pitcher of the Week for the week of May 22-28, 2017...led the A's farm system with 151 strikeouts in 2016...earned California League Pitcher of the Week honors for the week of May 16-22, 2016...tied for the Midwest League lead in complete games (2) and losses (13) in 2015...was selected by the A's in the 2nd round of the 2014 draft...was rated as the A's No. 8 prospect by *Baseball America* following the 2016 season.

**2018 HIGHLIGHTS**

Went 0-3 with a 5.18 ERA in five starts over two stints with the A's before going on the disabled list June 5 with a strained right elbow...would not pitch again before undergoing ulnar collateral ligament reconstruction on his right elbow Aug. 1...the surgery was performed by Dr. Keith Meister in Arlington, Tex...is now 4-14 in 23 career starts...since 1908, the only other A's pitcher to lose 14 games over his first 23 career appearances is Johnny Gray, who went 3-14 over his first 23 games from July 18, 1954 to Sept. 10, 1955 with the Philadelphia and Kansas City A's...the last Major Leaguer with 14 or more losses over his first 23 career appearances is Jeremy Bonderman, who started 6-15 for Detroit in 2003...allowed five home runs in 24.1 innings and has now surrendered 26 home runs in 115.2 career innings (2.02 per nine innings)...has surrendered 32 home runs in 437.1 innings in the minors (0.66 per nine innings)...his 26 home runs are the most in Athletics history by a pitcher over the first 23 games of his career...opponents hit .269, including .267 (8-for-30) by left-handed hitters compared to .270 (17-for-63) by right-handers...had a .913 OPS against lefties, .787 against righties...allowed a .351 batting average and all five of his home runs with the bases empty, .139 with runners on...yielded a .188 average with runners in scoring position...also surrendered all five of his home runs with two outs...had a .200 opponents average the first time through the lineup, .321 after that...his career splits are .220 (42-for-191) and .352 (99-for-281)...yielded a .333 average to batters leading off an inning and has a .353 (41-for-116) career average in that situation with a .405 on-base percentage and .517 slugging percentage...did not allow a run in the first inning (5.0 ip) and has a 1.17 ERA (3 er in 23.0 ip) in the first inning in his career...received one run of support or fewer in three of his five starts in 2018 and in 14 of his 23 starts in his career...is 0-12 in those 14 starts and 4-2 in nine starts with more than one run of support.

**OAKLAND:** Began the season in the A's starting rotation and went 0-1 with an 11.05 ERA in two starts before he was optioned to Triple-A Nashville April 7...allowed four runs in 4.0 innings in his first start on April 1 and five runs in 3.1 innings in his second start on April 6, both against Los Angeles (AL)...that extended his streak of consecutive starts with four runs or more and fewer than five innings pitched to five dating back to Sept. 19, 2017...that matched the longest such streak by an A's pitcher since at least 1908 (Rick Langford, April 4-July 17, 1983)...is the seventh pitcher in Oakland history with five consecutive starts of fewer the five innings (previous: Dallas Braden, Aug. 12 to Sept. 29, 2007)...returned to Oakland May 23 and went 0-2 despite a 2.65 ERA and .226 opponents batting average in three starts before he was placed on the 10-day disabled list June 5 retroactive to June 4 with a strained right elbow...tossed a career-high tying 7.0 innings and a career-high 104 pitches in a 1-0 loss to Seattle on May 23...took the loss May 29 against Tampa

Bay to extend his losing streak to a career-high six games...is 0-6 with a 7.59 ERA (34 er in 40.1 ip), .305 (50-for-164) opponents batting average and 13 home runs in 40.1 innings over his last nine starts dating back to Sept. 14, 2017...his last win came on Sept. 9, 2017 against Houston...allowed three consecutive home runs in the third inning of his start against Tampa Bay (Cron, Wendle, Ramos) to become the first A's pitcher to allow three straight home runs since Keith Foulke on Sept. 18, 2008 against Los Angeles-AL...yielded just one run in 5.0 innings in his final start June 3 at Kansas City but had a no decision in the A's 5-1 win.....was transferred to the 60-day DL July 21 and had his season-ending surgery Aug. 1.

**NASHVILLE:** Went 4-0 with a 1.63 ERA in seven games, including five starts, with Triple-A Nashville...was leading the Pacific Coast League in ERA and opponents batting average (.190) and was tied for fifth in wins at the time of his May 23 promotion to Oakland...surrendered just one home run in 38.2 innings...struck out 42, an average of 9.78 per nine innings...his opponents batting average included a mark of .146 (6-for-41) against left-handed hitters compared to .208 (20-for-96) against right-handers...held the opposition to a .128 batting average with runners in scoring position...the Sounds were 5-0 in his starting assignments...allowed two runs or fewer in six of his seven appearances and five hits or fewer six times...tossed 4.0 scoreless innings and allowed just one hit in each of his first two outings, a relief appearance against Iowa April 12 and a start at Iowa April 17...issued six of his 16 walks at Triple-A in his fourth appearance April 29 against New Orleans...allowed two unearned runs in 4.2 innings and had a no decision...pitched 7.0 inings in relief of Chris Bassitt May 5 against Memphis and struck out a season-high nine...did not walk a batter and allowed just one run for the win...allowed a season-high five runs and a season-high eight hits in 7.0 innings against Colorado Springs May 10 but picked up the win in a 12-7 decision.

## CAREER

**2017**—Went 4-11 with a 6.11 ERA in 18 starts over two stints with Oakland in his Major League debut...his .267 winning percentage was third lowest in the American League and tied for fourth lowest in Oakland history...it was the lowest since Steve Karsay went 3-12 (.200) in 1997...had 91.1 innings pitched and did not qualify for the league leaders...based on a minimum of 90 innings pitched, he had the second highest opponents slugging percentage in the AL (.549), the fourth highest batting average (.306) and OPS (.906) and the fifth highest ERA...using the 90 inning minimum, his slugging percentage, OPS and average of 2.07 home runs per nine innings were second highest in Oakland history to Gil Heredia in 2001 (.554, .911, 2.22)...his ERA was sixth highest and the highest since Omar Olivares had a 6.75 ERA in 2000...ranked fifth among AL rookies in games started (18), sixth in innings pitched (91.1) and eighth in strikeouts (72)...tied for eighth among all AL pitchers in wild pitches (10)...his opponents batting average included a .296 mark against right-handed hitters compared to .319 against left-handers...surrendered 15 of his 21 home runs to righties...yielded a .315 batting average with runners in scoring position...compiled a 1.50 ERA in the first inning, a 5.19 ERA in innings two and three and a 9.08 ERA from the fourth inning on...his opponents batting average over those splits were .209, .259 and .379...had a .225 opponents batting average the first time through the lineup, .360 after that...made 12 of his 18 starts on the road and 10 during the day...received one run of support or fewer in 11 of his 18 starts and was 0-10 in those starts...went 4-1 in seven starts more than one run of support...was 1-7 in eight starts against AL West competition, 3-4 against all other teams...opponents hit .359 with a .410 on-base percentage and .543 slugging percentage when leading off an inning...held the opponents clean-up hitter to a .200 batting average but the nine hitter batted .419...was selected from Triple-A Nashville June 14 and was the losing pitcher in his Major League debut, an 11-6 A's loss at Miami on June 14...became the 50th pitcher in Oakland history to start in his debut...allowed a career-high seven runs in 3.1 innings, which were the most runs allowed in Oakland history by a pitcher in his debut...they were the most A's by any A's pitcher since Glenn Cox allowed seven runs in 1.1 innings for the Kansas City A's on Sept. 20, 1955 against Detroit...had a sacrifice hit in his first professional plate appearance but then had an infield single off Edinson Volquez in the fourth inning for his first ML hit...joins Tim Hudson (June 8, 1999 at San Diego) as the only pitchers in Oakland history with a hit in their ML debut...earned his first ML win in his third start, allowing two unearned runs in 6.0 innings in a 10-2 win at Chicago (AL) June 24...yielded a career-high nine hits in a 7-6 win over the White Sox July 4 but had a no decision...left with a 6-5 lead but Casilla allowed a run in the ninth inning for the blown save...tossed

3.0 innings or more and walked one batter or fewer in each of his first five career games through July 4 (3 bb in 26.0 ip, 1.04 walks per nine innings)...is the only Athletics pitcher since 1913 and the 11th Major Leaguer to begin his career with five consecutive games of one walk or fewer and 3.0 innings pitched or more...tossed a career-high 7.0 innings in a 3-2 loss to Tampa Bay July 17... equaled his career-high by allowing nine hits in a 6-3 loss to Minnesota July 28...allowed a run on three hits in a career-high 7.0 innings at San Francisco Aug. 2 and picked up the win...however was optioned to Nashville the next day with a 3-6 record, a 5.17 ERA and .281 opponents batting average in 10 starts...was recalled Aug. 23 and went 1-5 with a 7.47 ERA and .342 opponents batting average in eight starts following his return...surrendered a career-high tying nine hits in a 3-1 loss at Los Angeles (AL) Aug. 28...finished August 1-1 with a 3.86 ERA in three starts...then went 1-4 with an 8.42 ERA and .336 opponents batting average in six starts in September...based on a minimum of 25 innings pitched, his ERA was the highest in the majors in the month and the highest by an A's pitcher in September since Hod Lisenbee had a 9.10 ERA in 1936...tied for the ML lead with nine home runs in September...walked a career-high five batters in a 10-2 loss at Seattle Sept. 3...struck out a career-high seven in an 11-1 win over Houston in the first game of the doubleheader Sept. 9 in Oakland...allowed a career-high tying nine hits in 4.2 innings in a no decision at Detroit Sept. 19...yielded a career-high four home runs and a career-high tying seven runs in 4.1 innings in a 7-1 loss to Seattle Sept. 25...allowed four runs in a career-low 1.2 innings and took the loss in his final start Sept. 30 at Texas...compiled a 4-4 record with a 3.66 ERA and .239 opponents batting average in 14 starts with Nashville...surrendered just six home runs in 76.1 innings, an average of 0.71 per nine innings...five of the six were solo shots...his opponents batting average included a mark of .230 against right-handed hitters compared to .250 against left-handers...opponents hit .161 with runners in scoring position and two outs...went 2-2 with a 2.25 ERA in six starts at home, 2-2 with a 4.67 ERA in eight starts on the road...yielded five of his six home runs on the road...walked one batter or fewer in nine of his 14 starts...tossed six innings or fewer 12 times...earned his first win May 12 against Albuquerque when he allowed one run in 6.0 innings...was named Pacific Coast League Pitcher of the Week for the week of May 22-28... won each of his two starts that week and did not allow a run or walk a batter (14.0 ip, 6 h, 14 so)...tossed 8.0 innings at Sacramento May 22 and 6.0 innings against Colorado Springs May 27... the 8.0 innings against the River Cats were a season-high...it was part of a 15.0-inning scoreless streak from May 22 to June 5...went 3-0 with a 1.54 ERA and .203 opponents batting average in six starts in May...was 3-3 with a 3.41 ERA in 11 starts when he was promoted to Oakland June 14...ranked sixth in the PCL in ERA and opponents batting average (.231) at the time...returned to Nashville following his Aug. 3 option from Oakland and went 1-1 with a 4.60 ERA in three starts... struck out a season-high 10 batters in 6.0 innings in a 6-1 loss to Memphis Aug. 12.

**2016**—Pitched at three different levels in the A's farm system and combined for a 10-6 record and a 2.69 ERA in 27 starts with Single-A Stockton, Double-A Midland and Triple-A Nashville... led the A's farm system in strikeouts (151), ranked second in innings pitched (153.2), tied for second in wins and sixth in ERA...had minor league career highs in wins, innings pitched, strikeouts and wild pitches (18) and matched his high in games and games started...surrendered just eight home runs, an average of 0.47 per nine innings...went 5-2 with a 1.66 ERA over his final 11 starts beginning July 13...was charged with two runs or fewer in 10 of those 11 starts...allowed a .221 opponents batting average, including .219 against right-handed hitters and .224 against left-handers...held the opposition to a .154 batting average when leading off an inning...issued just nine walks for a .203 on-base percentage in that situation...had a .225 opponents batting average with runners in scoring position...allowed two runs or fewer in 17 of his 27 starts, walked two batters or fewer 23 times and surrendered four hits or fewer 13 times...began the season at Stockton and went 4-1 with a 3.33 ERA in nine starts with the Ports...was placed on the disabled list April 25 with a strained right shoulder...was reinstated May 4...won each of his final three Single-A starts from May 15 to 25 (2.33 ERA)...combined on a four-hit shutout in a 7-0 win over Visalia May 20...tossed seven innings and allowed two of the hits...walked two and struck over nine and earned California League Pitcher of the Week honors for the week of May 16 to 22...was tied for fifth in the CL in strikeouts (53) when he was promoted to Midland May 30...went 5-5 with a 2.49 ERA in 16 starts with the RockHounds...the ERA was fifth lowest in the Texas League during his stint at Double-A (May 30 to Aug. 29) and his 94 strikeouts ranked second...had a 13-start, 75.1-inning homerless streak from June 13 to Aug. 25...tossed a season-high 7.1 innings July 1 at Northwest Arkansas...surrendered just one earned run in five consecutive starts from July 13 to

Aug. 2 for a 1.42 ERA, but was just 2-1...went 3-0 with a 1.65 ERA over his final five starts beginning Aug. 13...struck out a season-high 10 batters in his final start with Midland on Aug. 25 at Corpus Christi...was transferred to Nashville Aug. 30 and went 1-0 with a 1.98 ERA in two starts with the Sounds...was rated as the A's No. 8 prospect by *Baseball America* following the season.

**2015**—Spent the entire season at Single-A Beloit and went 5-13 with a 4.73 ERA in 27 games, all starts...tied for the Midwest League lead in complete games (2) and losses, ranked second in runs (92) and home runs allowed (16), tied for fourth in games started and tied for fifth in innings pitched (144.2)...was one of two pitchers in the A's farm system with two complete games...also ranked second in the A's farm system in strikeouts (112) and fifth in innings pitched...had career highs in games, starts, innings pitched and strikeouts...allowed a .270 opponents batting average, including .241 against left-handed hitters compared to .291 against right-handers...surrendered 13 of his 16 home runs to righties...went 3-3 with a 3.97 ERA in 10 starts at home, 2-10 with a 5.25 ERA in 17 starts on the road...tossed his first complete game June 30 at Quad Cities, a seven-inning four hitter in a 4-1 win (3 bb, 4 so)...his second complete game came in a rain-shortened 2-1 loss at Peoria July 16 (6.1 ip, 5 h, 3 r, 1 er, 2 bb, 5 so)...posted his best ERA in the month of July when he went 1-3 with a 3.26 ERA and .214 opponents batting average in five starts...tossed 6.0 scoreless innings for the win in his penultimate start Aug. 30 at Kane County, his only start where he did not allow a run.

**2014**—Went 1-0 with a 2.25 ERA in 12 games (one start) in his professional debut with Short Season Single-A Vermont...struck out 25 and walked just one in 24.0 innings...surrendered just one home run...allowed a .188 opponents batting average, including .176 against right-handed hitters...tossed exactly 2.0 innings in each of his 12 games...including his lone start on Aug. 4 against Mahoning Valley...made his debut June 27 against Lowell (2.0 ip, 1 h, 1 r, 1 er, 1 so)...picked up his first win in his second outing July 2 against Tri-City (2.0 ip, 4 h, 1 r, 1 er, 1 bb, 1 so)...did not allow a run in five straight games from July 19 to Aug. 12 (10.0 ip).

## PERSONAL/MISCELLANEOUS

Daniel James Gossett was originally signed by A's scout Neil Avent...graduated from James F. Byrnes HS (SC)...attended Clemson University...was second team All-America selection by *Collegiate Baseball* in 2014 and a Golden Spikes Award finalist.

### LIFETIME PITCHING RECORD

Year	Club	W	L	ERA	G	GS	CG	SHO	SV	IP	H	R	ER	HR	HB	BB	IBB	SO	WP	BK
2014	Vermont	1	0	2.25	12	1	0	0	0	24.0	16	6	6	1	0	1	0	25	0	0
2015	Beloit	5	13	4.73	27	27	2	0	0	144.2	151	92	76	16	6	52	0	112	10	1
2016	Stockton	4	1	3.33	9	9	0	0	0	46.0	40	20	17	4	1	13	0	53	4	1
	Midland	5	5	2.49	16	16	0	0	0	94.0	75	37	26	4	1	25	0	94	13	0
	Nashville	1	0	1.98	2	2	0	0	0	13.2	10	3	3	0	0	3	0	4	1	0
2017	Nashville	4	4	3.66	14	14	0	0	0	76.1	70	35	31	6	1	24	1	71	10	0
	OAKLAND	4	11	6.11	18	18	0	0	0	91.1	116	67	62	21	0	31	0	72	10	0
2018	OAKLAND	0	3	5.18	5	5	0	0	0	24.1	25	14	14	5	1	8	0	12	1	0
	Nashville	4	0	1.63	7	5	0	0	0	38.2	26	10	7	1	1	16	0	42	2	0
ML Totals		4	14	5.91	23	23	0	0	0	115.2	141	81	76	26	1	39	0	84	11	0

### CAREER TRANSACTIONS

**2011** — Selected by the Boston Red Sox organization in the 16th round of the First-Year Player Draft; did not sign. **2014** — Selected by the Oakland Athletics organization in the 2nd round of the First-Year Player Draft. **2018** — On the disabled list, June 4 to October 28.

### GOSSETT'S CAREER BESTS

**Low Hit Complete Game:** None  
**Innings Pitched:** 7.0 (three times), last: May 23, 2018 vs. Seattle  
**Strikeouts:** 7, September 9, 2017 vs. Houston  
**Pitches:** 104, May 23, 2018 vs. Seattle  
**Longest Winning Streak:** 1 (four times), last: September 9, 2017  
**Longest Losing Streak:** 6, September 14, 2017 to present  
**Longest Scoreless Streak:** 5.0 (four times), last: May 23 to 29, 2018

**OUTFIELDER****Height/Weight:** 6-0 / 215      **Bats/Throws:** Switch / Right**Birthdate:** September 16, 1989      **Opening Day Age:** 29**Birthplace/Resides:** San Diego, California / Houston, Texas**Major League Service:** 4 years, 60 days**Obtained:** Signed as a free agent, February 15, 2019**Contract Status:** First year of a one-year contract through 2019**CAREER HIGHLIGHTS**

Has spent six seasons in the majors with Houston (2013-15) and Minnesota (2016-18) and is a .256 career hitter with 36 home runs and 193 RBI in 537 games...also had 265 walks for a .355 on-base percentage...had his best season in his first year with the Twins in 2016...had career highs that year in batting (.280), on-base percentage (.386), slugging (.443) and home runs (11)... was Pittsburgh's Minor League Player of the Year in 2011 and was rated as the Pirates eighth best prospect by *Baseball America* following the season.

**2018 HIGHLIGHTS**

Batted .273 with five home runs and a career-high 48 RBI in a career-high 129 games with Minnesota...added 60 walks for a .367 on-base percentage, which was 10th best in the American League among players with at least 450 plate appearances...also had career highs in at bats (396), hits (108), doubles (27), extra base hits (33) and sacrifice flies (5)...was batting .223 with a .310 on-base percentage in 65 games through June 29...then hit .322 with a .422 on-base percentage in 64 games from June 30 through the end of the season...the switch-hitter batted .325 (41-for-126) against left-handed pitchers compared to .248 (67-for-270) against right-handers... had a .882 OPS against lefties, .688 against righties...his average improved to .289 with runners in scoring position, including .308 with RISP and two outs...batted .310 with a .385 on-base percentage when leading off an inning and .256 with two strikes...started 105 games, including 42 in right field, 34 at designated hitter and 29 in left field...committed three errors in 84 games overall in the outfield, all in right field (52 games)...hit .280 in 36 games total as the designated hitter...went 2-for-18 (.111) with two walks and two RBI as a pinch hitter...started games at every spot in the batting order, including 28 in the four spot and 22 batting sixth...hit .327 with two home runs and 15 RBI as the clean-up hitter.

**MINNESOTA:** Was on his fourth career Opening Day roster, his second with the Twins...however, got off to a slow start as he hit .108 over his first 15 games...then had back-to-back three-hit games on April 26 at New York (AL) and April 27 vs. Cincinnati...was hitting .176 at the conclusion of play May 6 but that would be his last day under .200 as he went 3-for-4 the next day at St. Louis...that began a 22-game stretch through June 3 where he hit .305 with a .425 on-base percentage...batted .200 over a 19-game stretch from June 5 to 29...then went 19-for-46 (.413) over a 14-game stretch from June 30 to July 20...hit his first career grand slam and matched his career high with four RBI July 2 at Milwaukee...then had a career-high 50-game homerless streak from July 3 to Sept. 19...surpassed his previous high of 44 (June 3-Aug. 3, 2017)...had a season-best six-game hitting streak from July 10 to 20 (10-for-20, .500)...played in the 500th game of his career Aug. 5 vs. Kansas City...was placed on the 10-day disabled list the next day with a strained right hamstring and missed 12 games...began a rehab assignment with Triple-A Rochester Aug. 16 and went 5-for-11 (.455) with three RBI in three games before he was reinstated Aug. 19...had a .319 batting average and a .442 on-base percentage in 37 games following his return...hit .345 with a .457 on-base percentage in 11 games in August...then batted .319 with 22 walks and a .444 on-base percentage in 28 games in September...tied for the AL lead in walks in September and ranked sixth in on-base percentage...the walks were the most by a Twin in September since Chuck Knoblauch had 25 in 1995...now has a .310 (98-for-316) career batting average in September to go with a .395 on-base percentage.

## CAREER

**2017**—Made the Twins Opening Day roster, marking his third time on an Opening Day roster (Houston, 2014-15)...reached base in his first 17 games, posting a .443 on-base percentage in that span...also reached in 28 of first 29 from April 4 to May 23...ranked seventh in the American League in on-base percentage before the All-Star break (.379)...was on the 10-day disabled list from Aug. 18 to Sept. 5 with a fractured left thumb...it was his first career stint on the DL...drew multiple walks 14 times...reached base safely in 88 of 106 starts on the season...played 35 games (28 starts) in right field, 18 games (17 starts) in left field and one game in center field...led Twins in at-bats as designated hitter (223)...also led in starts at DH (61)...set single-season career-highs in runs (62) and walks (67)...ranked second on Twins in walks and on-base percentage (.361).

**2016**—Was invited to Spring Training with Cleveland and reassigned to Triple-A Columbus April 6...hit .256 with five doubles, six home runs and 13 RBI in 34 games for the Clippers...opted out of his minor league contract with Cleveland, becoming free agent May 16...signed as a minor league free agent with Minnesota May 16 and reported to Triple-A Rochester...played in one game with Rochester after signing, going 1-for-4 with a stolen base May 17...had his contract selected by Minnesota May 19...made his Twins debut May 20 vs. Toronto, going 3-for-4 with a double, a home run and three RBI...reached safely in each of his first nine games with the Twins and in 26 of his first 27 from May 20 to June 17...walked 23 times in June, which tied for first in the American League for the month and tied for second in baseball...set a season-high and tied his career-high with four hits Sept. 18 at New York (NL)...hit .339 in 20 September games...batted .344 against left-handed pitching, which was third best in the AL and seventh best in baseball...ranked third in the AL in OPS (.828) among switch-hitters (min. 300 at-bats)...ranked third on club in walks (55)...set single-season career-highs in home runs (11).

**2015**—Opened the year with Houston and appeared in two games during the club's opening series against Cleveland April 8 and 9...appeared in 17 games in left field and four in right field for the Astros...went 3-for-31 from April 19 to May 12 and was optioned to Triple-A Fresno May 12...spent the remainder of the season in Fresno and hit .303 off left-handers with a .797 OPS...hit .281 in the Pacific Coast League playoffs with five runs, a double and three RBI in nine games for the Triple-A champions, who beat Columbus, 7-0, in the finals.

**2014**—Made his first career Opening Day roster with Houston, starting in left field on April 1 vs. New York (AL)...saw time at all three outfield spots (67 games in left, six in center, 32 in right)...appeared in 103 games over three stints in the majors...his 13.0 percent walk rate ranked seventh in the AL (min. 400 PA)...knocked a career-high four hits with a double, homer, two RBI and a run scored on July 9 at Texas...batted .307 with five doubles and a .367 OBP over 23 games in the month of September...hit safely in 17 of his last 18 games.

**2013**—Made his Major League debut with the Astros April 24, going 2-for-5 with two doubles and a run...recorded his first ML hit in his second plate appearance...became just the second player in franchise history to hit two doubles in his ML debut (also James Mouton on April 4, 1994)...saw time at all three outfield spots (45 games in left, 29 in center, two in right) with Houston...owned the club's longest hitting streak of the season after hitting in 14 straight games from August 13 to 27...it marked the second-longest hitting streak of the season by an American League rookie, behind Jose Iglesias' 18-game streak...it was the longest hitting streak by an Astros rookie since Chris Johnson hit in 14 straight in 2010...suffered a strained right oblique on Sept. 3 vs. Minnesota and missed the final 24 games of the season, but was not placed on the DL...hit his first major league homer on July 31 at Baltimore...ranked by ESPN.com as Houston's No. 7 prospect entering the season.

**2012**—Began the year with Altoona in the Pirates organization...was traded to the Astros on July 24 along with left-handed pitchers Colton Cain and Rudy Owens in exchange for left-handed pitcher Wandy Rodriguez...posted a combined .266 average with 28 doubles, 10 homers, 13 stolen bases and a .376 on-base percentage in 131 games between Double-A Altoona (95 games) and Double-A Corpus Christi (36 games)...entered the season ranked by *Baseball America* as eighth best prospect with the best strike zone discipline in the Pirates system.

**2011**—Was Pittsburgh's Minor League Player of the Year after spending the entire season in Single-A Bradenton...hit .294 with an .869 OPS...led all of minor league baseball in runs (127) and walks (104) and tied for fifth in the Florida State League in doubles (34) and hits (144)...became the first minor league player since Nick Swisher in 2004 to score at least 100 runs and walk at least 100 times...scored the most runs by any minor league player since 2005...was a Florida State League Postseason All-Star and an MiLB.com Organization All-Star...reached base safely in a Florida State League-high 42 straight games from July 3-Aug. 18...played in the Arizona Fall League following the conclusion of the season...hit .375 with seven homers and a 1.097 OPS in 26 games for the Mesa Solar Sox...played in the AFL Rising Stars Game and was named to the AFL All-Prospect Team.

**2010**—Spent the entire season at Single-A Bradenton where he hit .245 with four home runs and 50 RBI in 125 games...ranked second in the Florida State League in walks (66) and tied for third in runs (84)...appeared in 70 games in right field, 40 in center field and 15 in left field...went 3-for-10 (.300) with two walks and a RBI in three postseason games.

**2009**—Batted .266 with five home runs and 42 RBI in 116 games with West Virginia...ranked second in the South Atlantic League in walks (83) and third in runs (83) and strikeouts (164)...appeared in 82 games in center field and 31 in left field...reached base safely in 28 consecutive games from June 6 to July 13...went 5-for-6 with a double, triple and five RBI June 18 at Hickory.

**2008**—Was drafted by Pittsburgh in the sixth round and did not sign until Aug. 14...made his professional debut with the Pirates affiliate in the Gulf Coast Rookie League and went 3-for-16 (.188) with four walks (.381 on-base percentage) in five games.

## PERSONAL/MISCELLANEOUS

Robert Edward Grossman was originally signed by Pirates signed by scout Mike Leuzinger...grew up in Cypress, TX and graduated from Cy-Fair High School in 2008...was a Rawlings First-Team All-American in 2008 and a member of the USA Baseball Junior National Team in 2007...also played football as a freshman and sophomore...signed a national letter of intent to play baseball at the University of Texas, but ultimately signed with the Pirates after getting selected by the club in the sixth round of the 2008 First-Year Player Draft...was ranked by *Baseball America* as the 49th best prospect in the country entering the draft.

## LIFETIME PLAYING RECORD

Year	Club	AVG.	G	AB	R	H	2B	3B	HR	RBI	SH	SF	HP	BB	SO	SB	CS	SLG	OBP	E
2008	GCL Pirates	.188	5	16	3	3	1	0	0	1	0	0	1	4	7	1	0	.250	.381	0
2009	West Virginia	.266	116	451	83	120	21	2	5	42	7	0	2	75	164	35	12	.355	.373	5
2010	Bradenton	.245	125	470	84	115	29	3	4	50	12	6	8	66	118	15	8	.345	.344	5
2011	Bradenton	.294	134	490	127	144	34	2	13	56	9	7	6	104	111	24	10	.451	.418	7
2012	Altoona	.266	95	350	59	93	20	4	7	36	4	0	4	59	78	9	10	.406	.378	2
	Corpus Christi	.267	36	135	22	36	8	2	3	11	1	1	5	18	43	4	1	.422	.371	1
2013	Oklahoma City	.281	70	253	42	71	11	2	2	20	7	1	1	48	66	15	8	.364	.396	2
	HOUSTON	.268	63	257	29	69	14	0	4	21	5	1	2	23	70	6	7	.370	.332	3
2014	Oklahoma City	.337	44	175	30	59	16	0	4	15	0	0	2	22	38	10	8	.497	.417	0
	HOUSTON	.233	103	360	42	84	14	2	6	37	3	2	2	55	105	9	3	.333	.337	3
2015	HOUSTON	.143	24	49	7	7	2	0	0	1	5	0	0	5	17	0	0	.245	.222	0
	Fresno	.254	93	347	54	88	16	1	5	37	1	4	1	55	85	14	8	.349	.354	0
2016	Columbus	.256	34	117	14	30	5	0	6	13	1	0	0	21	25	3	1	.370	.370	0
	Rochester	.250	1	4	1	1	0	0	0	0	1	0	0	0	1	1	0	.250	.250	0
	MINNESOTA	.280	99	332	49	93	19	1	11	37	0	0	2	55	96	2	3	.443	.386	8
2017	Rochester	.143	2	7	2	1	0	0	0	1	0	0	0	2	2	0	0	.143	.333	0
	MINNESOTA	.246	119	382	62	94	22	1	9	45	2	2	3	67	79	3	1	.380	.361	4
2018	MINNESOTA	.273	129	396	50	108	27	1	5	48	2	5	2	60	83	0	1	.367	.384	3
	Rochester	.455	3	11	1	5	1	0	0	3	0	1	0	1	1	0	0	.545	.462	0
<b>ML Totals</b>		<b>.256</b>	<b>537</b>	<b>1776</b>	<b>239</b>	<b>455</b>	<b>98</b>	<b>5</b>	<b>36</b>	<b>193</b>	<b>12</b>	<b>10</b>	<b>11</b>	<b>265</b>	<b>450</b>	<b>20</b>	<b>15</b>	<b>.355</b>	<b>.378</b>	<b>21</b>

## CAREER TRANSACTIONS

**2008** — Selected by the Pittsburgh Pirates in the 6th round of the First-Year Player Draft. **2012** — Traded to the Houston Astros with pitcher Rudy Owens and minor league pitcher Colton Cain for pitcher Wandy Rodriguez and cash, July 24. **2015** — Released, November 19; signed by the Cleveland Indians to a minor league contract,



December 15. **2016** — Released, May 16; signed by the Minnesota Twins to a minor league contract, May 17. **2017** — On the disabled list, August 18 to September 4; included rehabilitation assignment to Rochester, September 3 to 4. **2018** — On the disabled list, August 6 to 18; included rehabilitation assignment to Rochester, August 16 to 18. Elected free agency (contract non-tender), November 30. **2019** — Signed by the Oakland Athletics, February 15.

#### WILD CARD RECORD

Year	Club/Opp.	AVG.	G	AB	R	H	2B	3B	HR	RBI	SH	SF	HP	BB	SO	SB	CS	SLG	OBP	E
2017	MIN vs. NYY	.000	1	4	0	0	0	0	0	0	0	0	0	0	3	0	0	.000	.000	0

#### GROSSMAN'S CAREER HIGHS

**Hits:** 4 (twice), last: September 18, 2016 at New York (NL)  
**Home Runs:** 1 (36 times), last: September 21, 2018 at Oakland  
**Runs Batted In:** 4 (twice), last: July 2, 2018 at Milwaukee  
**Stolen Bases:** 2, May 7, 2013 vs. Los Angeles (AL)  
**Hitting Streak:** 14, August 13 to 27, 2013  
**Hitless Streak (At Bats):** 28, June 10 to July 8, 2014  
**Game Ending RBI:** None  
**Grand Slams:** 1, July 2, 2018 at Milwaukee (Brent Suter)  
**Pinch-Hit Home Runs:** None  
**Inside-The-Park Home Runs:** None  
**Lead Off Home Runs:** 1, June 20, 2018 vs. Boston (David Price)

**CATCHER****Height/Weight:** 6-4 / 220**Bats/Throws:** Switch / Right**Birthdate:** June 27, 1995**Opening Day Age:** 23**Birthplace/Resides:** Buffalo, New York / Amherst, New York**Major League Service:** None**Obtained:** Acquired from Tampa Bay for Joey Wendle, December 19, 2017**Contract Status:** First year of a one-year contract through 2019**NON-ROSTER INVITEE****CAREER HIGHLIGHTS**

Has played for three different organizations in six seasons as a professional and is a .239 (362-for-1515) career hitter with 27 home runs and 183 RBI in 432 games in the Baltimore (2013-16), Tampa Bay (2016-17) and Oakland (2018) farm systems...has appeared exclusively at catcher on defense in his career and has tossed out 152-of-444 (34.2%) attempted base stealers...was named to Midseason All-Star teams in the California League in 2018 and the Carolina League in 2016...was originally selected by Baltimore in the fourth round of the 2013 draft, was traded to Tampa Bay at the 2016 trading deadline and dealt to Oakland following the 2017 season as the player to be named later in the Joey Wendle trade.

**2018 HIGHLIGHTS**

Spent most of the season at Single-A Stockton where he batted .292 with seven home runs and 49 RBI in 80 games...was promoted to Double-A Midland July 10 and hit .182 with a home run and 11 RBI in 39 games with the RockHounds...combined for a .258 batting average, eight home runs and 60 RBI in a career-high 119 games in his sixth professional season, his first in the A's organization...added a career-high 39 walks for a career-high .319 on-base percentage...also had career highs in runs (57), hits (116), doubles (25), extra base hits (34), at bats (449) and strikeouts (82) and matched his best in triples (1) and stolen bases (3)...tied for ninth in the A's farm system in RBI (60)...was named to the California League Midseason All-Star Team...batted .261 (88-for-337) against right-handed pitching compared to .250 (28-for-112) against left-handers...hit .301 with runners in scoring position, including .363 while playing for Stockton...appeared exclusively at catcher on defense where he played in 93 games...committed five errors for a .995 fielding percentage...tossed out 36-of-108 (33.3%) attempted base stealers...also batted .252 in 26 games as the designated hitter and was 0-for-1 as a pinch hitter...hit in every spot in the order except leadoff and saw his most extensive action with 54 games in the clean-up spot.

**MINORS:** Got off to a slow start as he hit .188 over his first 14 games...then had a 19-game hitting streak from April 20 to May 12, which tied for third longest in the CL...went 34-for-83 (.410) with 18 RBI during the streak to boost his average to .328...had two double games on May 5 against Inland Empire and May 8 at Visalia...drove in a season-high four runs in the latter contest and had a RBI in five straight games from May 8 to 12 (11 RBI total)...stole all three of his bases over an 11-game span from May 11 to 22...hit .135 over a 14-game stretch from May 13 to 27 to drop his overall average to .273...then hit safely in each of his next nine games from May 28 to June 7...went 16-for-36 (.444) with eight runs, six doubles, three home runs and nine RBI during the streak to get his average back over .300 (.301)...drilled a season-high three doubles June 2 at Visalia...hit two home runs June 5 at San Jose...started for the North in the Cal League All-Star Game on June 19 at Lancaster and went 2-for-3 with a RBI...batted .349 with four of his eight home runs in 22 games in June...equaled his season high with four RBI July 6 at Inland Empire...was tied for sixth in the CL in RBI (49) and tied for eighth in hits (91) and doubles (21) when he was promoted to Midland July 10...was 2-for-3 in his Double-A debut on July 11 against Corpus Christi but then went 3-for-30 (.100) over his next 10 games...a two-hit game on Aug. 1 against Frisco lifted his RockHounds average to .231 but he went 10-for-72 (.139) over his final 20 games...drew a season-high three walks Aug. 11 at Arkansas.

## CAREER

**2017**—Spent most of the season at Single-A Bowling Green where he hit .268 with nine home runs and 53 RBI in 77 games...was promoted to Single-A Charlotte of the Florida State League Aug. 2 and hit .218 with eight RBI in 16 games with the Stone Crabs...combined with both clubs for a .260 average, nine home runs and 61 RBI in 93 games...the batting average, home runs and RBI were career highs as were his .402 slugging percentage and .718 on-base percentage...batted .306 against left-handed pitching compared to .239 against right-handers...had a .210 batting average with the bases empty, .310 with seven of his nine home runs with runners on base...his average slipped to .204 with runners in scoring position and two outs...hit eight of his nine home runs and collected 38 of his 61 RBI in the sixth inning or later...batted .385 in the ninth inning...with Bowling Green, he hit .203 with five home runs in 33 games at home, .315 with four home runs in 44 games on the road...with Charlotte, he batted .321 at home, .111 on the road...appeared exclusively at catcher on defense where he tossed out 30-of-67 (44.8%) attempted base stealers in 76 games...also hit .246 in 17 games as the designated hitter and was 0-for-1 as a pinch hitter...hit in each of the bottom six spots in the order and saw his most playing time with 40 games batting fifth...went 3-for-5 with a pair of doubles in his second game of the season April 8 at Fort Worth...it was his first of seven three-hit games and his first of three two-double contests...had a grand slam and a season-high four RBI May 11 against Cedar Rapids...then had two home runs and another four-RBI game two days later against the Kernels...walked a season-high three times twice over a three-game span on May 30 and June 1 at Fort Wayne...hit safely in each of his final eight games with Bowling Green from July 22 to Aug. 1...went 16-for-33 (.485) with four doubles, a triple, home run and 11 RBI during the streak...drove in a run in each of the final six games of the streak and had five straight multiple hit games from July 27 to 31 (13-for-19, .684)...hit .359 in 21 games in July...was moved up to Charlotte Aug. 2...hit .308 with all eight of his RBI over the final eight games beginning Aug. 18...matched his season-high with four RBI Aug. 31 against Bradenton.

**2016**—Began the season with Single-A Frederick in the Baltimore organization but finished it with Single-A Charlotte in the Tampa Bay organization...was traded to the Rays for infielder Steve Pearce Aug. 1...combined with both clubs to hit .217 with eight home runs and 33 RBI in 102 games...was named to the Carolina League Midseason All-Star team...batted .242 with four home runs in 91 at bats against left-handed pitchers compared to .208 with four home runs in 245 at bats against right-handers...appeared exclusively at catcher on defense (84 games) and tossed out 32-of-101 (31.7%) attempted base stealers...including 28-of-90 (31.1%) with Frederick, which was the best percentage in the CL...also hit .170 in 16 games as the designated hitter and was 2-for-4 (.500) as a pinch hitter...hit in every spot in the order except first and fourth and saw his most action with 70 games in the seven spot...had season highs in hits (3) and RBI (2) on May 24 at Winston-Salem...hit four of his eight home runs and had 13 of his 33 RBI in 22 games in May...equaled his season-high with three hits June 4 against Carolina...started at catcher for the Carolina League in the All-Star Game against the California League on June 21 at Lake Elsinore and went 1-for-3...hit safely in each of his final eight games beginning Aug. 14, his longest hitting streak of the season...went 8-for-26 (.308) during the streak.

**2015**—Was limited to 45 games after spending three months on the disabled list with a sprained left foot...hit .248 with a home run and 16 RBI in 43 games with Single-A Delmarva and also went 2-for-6 (.333) on a two-game rehab assignment with the Orioles affiliate in the Gulf Coast Rookie League...batted .252 overall...hit .315 with his lone home run against left-handed pitching, .218 against right-handers...batted .385 in 11 day games...went 3-for-4 (.750) with seven RBI with the bases loaded...did not commit an error in 36 games behind the plate...tossed out 13-of-49 (26.5%) attempted base stealers...hit in each of the bottom four spots in the order and saw his most action with 24 games batting ninth...batted .313 over his first 14 games through April 28...went nine consecutive games without a strikeout from April 23 to May 6 (33 plate appearances)...was batting .258 when he was placed on the disabled list May 27 with a sprained left foot...was sent to the GCL Orioles for a rehab assignment Aug. 28 and was reinstated Aug. 31...went 5-for-25 (.200) in seven games following his return...was ranked by *Baseball America* as the Best Defensive Catcher and the No. 15 prospect in the Orioles organization following the season.

**2014**— Started and ended the season at Aberdeen, with six weeks with the Gulf Coast Orioles in between...combined to hit .196 with a home run and seven RBI in 46 games...batted .234 against left-handed pitchers, .178 against right-handers...threw out 29-of-87 (33.3%) potential base stealers...led GCL catchers in assists (34) and double plays (5)...hit his first professional home run June 19 at Staten Island...was batting .167 in eight games with Aberdeen when he was transferred to the GCL Orioles July 7...hit .244 in 26 games, including an eight-game hitting streak from Aug. 5 to 16 (9-for-26, .346) before he was sent back to Aberdeen Aug. 18

**2013**— Made his professional debut with Orioles affiliate in the Gulf Coast Rookie League and hit .185 with four RBI in 27 games...hit .211 against right-handed pitchers, .125 against left-handers...had a .250 average with runners in scoring position...tossed out 12-of-32 (37.5%) attempted base stealers...went 1-for-2 with a RBI July 13 against the Rays for his first professional hit and RBI.

## PERSONAL/MISCELLANEOUS


Jonah Nathan Heim was originally signed by Baltimore scout Kirk Fredriksson...graduated from Amherst (NY) High School...hit .522/.614/.836 as a senior...originally committed to Michigan State University before signing with the Orioles.

### LIFETIME PLAYING RECORD

Year	Club	AVG.	G	AB	R	H	2B	3B	HR	RBI	SH	SF	HP	BB	SO	SB	CS	SLG	OBP	E
2013	GCL Orioles	.185	27	81	8	15	5	0	0	4	0	0	0	10	13	1	1	.247	.275	0
2014	Aberdeen	.143	20	70	2	10	2	0	1	2	0	1	0	2	15	0	0	.214	.164	4
	GCL Orioles	.244	26	78	8	19	9	0	0	5	1	0	1	6	9	3	0	.359	.306	0
2015	Delmarva	.248	43	149	13	37	8	1	1	16	0	1	1	6	26	0	0	.336	.280	0
	GCL Orioles	.333	2	6	2	2	1	0	0	2	0	0	0	1	0	0	0	.500	.429	0
2016	Frederick	.216	88	291	30	63	14	1	7	30	2	1	2	33	51	2	0	.344	.300	8
	Charlotte	.222	14	45	4	10	1	0	1	3	0	0	0	2	11	0	0	.311	.255	3
2017	Bowling Green	.268	77	291	45	78	17	1	9	53	0	3	0	27	57	0	1	.426	.327	7
	Charlotte	.218	16	55	3	12	3	0	0	8	0	2	1	3	17	1	0	.273	.262	2
2018	Stockton	.292	80	312	41	91	21	1	7	49	0	4	3	29	60	3	1	.433	.353	2
	Midland	.182	39	137	16	25	4	0	1	11	3	3	1	10	22	0	0	.234	.238	3
<b>Minor League Totals</b>		<b>.239</b>	<b>432</b>	<b>1515</b>	<b>172</b>	<b>362</b>	<b>85</b>	<b>4</b>	<b>27</b>	<b>183</b>	<b>6</b>	<b>15</b>	<b>9</b>	<b>129</b>	<b>281</b>	<b>10</b>	<b>3</b>	<b>.354</b>	<b>.300</b>	<b>29</b>

### CAREER TRANSACTIONS

**2013** — Selected by the Baltimore Orioles organization in the 4th round of the First-Year Player Draft. **2016** — Traded to the Tampa Bay Rays for infielder Steve Pearce, August 1. **2017** — Traded to the Oakland Athletics as the PTBNL in the December 11 deal in which the A's sent infielder Joey Wendle to Tampa Bay, December 19.

**RIGHT-HANDED PITCHER****Height/Weight:** 6-0 / 225**Bats/Throws:** Right / Right**Birthdate:** February 10, 1989**Opening Day Age:** 30**Birthplace/Resides:** Perth, Australia / Fort Myers, Florida**Major League Service:** 4 years, 164 days**Obtained:** Acquired from Toronto for Jesse Chavez, November 20, 2015**Contract Status:** First year of a one-year contract through 2019**CAREER HIGHLIGHTS**

Completed his eighth Major League season in 2018 and is 12-22 with a save and a 4.72 ERA in 245 games, including 42 starts, with Minnesota (2011-13), Toronto (2014, 15), Kansas City (2014) and Oakland (2016-18)...had 34 starts and five relief appearances over his first four seasons and then pitched exclusively in relief from 2015-17 (181 appearances)...began the 2018 season in the A's bullpen but returned in September to make eight starts as the A's opener...has 242 strikeouts in 217.1 innings over the last four years (10.02 per nine innings) after fanning 123 in 188.2 innings over his first four seasons (5.87 per nine innings)...was named to the World Team in the All-Star Futures game in 2010 and 2011...was named Minnesota's Minor League Pitcher of the Year in 2011...pitched for Australia in the World Baseball Classic in 2009.

**2018 HIGHLIGHTS**

Was on the A's Opening Day roster and compiled a 7.36 ERA and .362 opponents batting average in 13 relief appearances before he was outrighted off the 40-man roster July 2...returned to Oakland Sept. 1 when rosters expanded and was used primarily as the A's "opener" the rest of the season...went 0-1 with a 1.38 and .178 opponents batting average in 12 games, including eight starts, in September...was 0-1 with a 4.13 ERA in 25 games overall...missed nearly two months of the season with a strained groin and also spent two months in the minors...walked 10 batters in 24.0 innings and his average of 3.75 walks per nine innings was a career high...yielded a .272 opponents batting average, including .184 (7-for-38) against left-handed hitters compared to .333 (18-for-54) against right-handers...surrendered two of his three home runs to lefties...over the last three years, he has a .212 (50-for-236) average against lefties, .280 (101-for-361) against righties...was 0-1 with a 2.08 ERA and .188 opponents batting average in his eight starts and the A's were 4-4 in those games...now has 42 career starts...had a 5.28 ERA and .317 opponents average in his 17 relief appearances...did not allow a run in the first inning (8.0 ip, 5 h, 2 bb, 6 so)...allowed 4-of-11 (36.4%) inherited runners to score...first batters faced were 6-for-15 (.400) with a walk (.412 on-base percentage), double and homer (.667 slugging percentage) in his relief appearances...allowed a .130 batting average with runners in scoring position...compiled a 1.88 ERA and .231 opponents batting average in 12 games in Oakland and did not allow a home run in 14.1 innings...had a 7.45 ERA, .325 opponents average and all three of his home runs over 9.2 innings in 13 games on the road...in three seasons with the A's, he has a 2.44 ERA (24 er in 88.2 ip) and .216 (71-for-329) opponents batting average in 78 home games compared to a 6.19 ERA (44 er in 64.0 ip) and .299 (80-for-268) opponents average in 70 games on the road...had a 3.06 ERA and issued all 10 of his walks in 18 night games...had a 7.11 ERA in seven day games...had a .303 batting average over his first 15 pitches in a game, .192 after that...allowed a .304 batting average with two strikes...opponents were successful in 5-of-6 (83.3%) stolen bases attempts with him on the mound and are 27-for-30 (90.0%) in three seasons with the A's...they are 50-for-59 (84.7%) in his career.

**OAKLAND:** Was on the A's Opening Day roster and logged a 9.00 ERA and .538 opponents batting average in six relief appearances while allowing 4-of-7 (57.1%) inherited runners to score before going on the disabled list April 14 with a strained right groin...was reinstated from the DL June 5 and walked a season-high three batters in 1.2 innings in his first game back on June 6 at Texas...struck out a season-high two batters in a season-high 2.0 innings June 13 against Houston...it was his first of five two-strikeout games...allowed a season-high four runs on a season-high

four hits, including a pair of home run, June 24 at Chicago (AL)...had a 6.75 ERA and .294 opponents batting average in seven games in June when he was designated for assignment June 25 when the A's added Edwin Jackson to the roster...was outrighted to Triple-A Nashville July 2 but returned to Oakland when rosters expanded on Sept. 1...was used as an "opener" following his return as he went 0-1 with a 1.38 ERA and .178 opponents batting average in 12 games, including eight starts, in September...became the sixth pitcher in Oakland history to start eight games in a month, the first since Vida Blue in July of 1977...is the second to do it in September (Hunter, 1973)...his first start came on Sept. 1 against Seattle and he took the loss in an 8-7 decision (1.2 ip, 2 h, 2 r, 2 er, 1 bb, 1 so)...it was his first start since Sept. 16, 2014 against Chicago (AL)...then tossed exactly 1.0 innings in each of his final seven starts and did not allow a run (7.0 ip)...finished the season with an 11.1-inning scoreless streak overall...made three straight relief appearances from Sept. 23 to 26...matched his season high for innings pitched Sept. 23 against Minnesota when he tossed 2.0 scoreless innings of relief...was the "opener" in the Wild Card game at New York on Oct. 3 and took the loss after allowing a two-run home run to Judge in the first inning (1.0 ip, 1 h, 2 r, 2 er, 1 bb, 1 so).

**NASHVILLE:** Went 4-1 with six saves and a 2.84 ERA in 23 games, including one start, with Nashville...struck out 43 batters in 25.1 innings, an average of 15.28 per nine innings...walked just four (1.42 per nine innings) for a strikeout-to-walk ratio of 10.75...surrendered just one home run...tied for seventh in the A's farm system in saves...allowed a .216 opponents batting average, including .205 (8-for-39) against left-handed hitters compared to .224 (13-for-58) against right-handers...opponents hit .295 with their lone home run with the bases empty, .151 with runners on base...had a .167 opponents average with runners in scoring position, including .077 with RISP and two outs...converted 6-of-7 (85.7%) save opportunities and stranded all four of his inherited runners...had a 0.68 ERA in the ninth inning...did not walk a batter in 20 of his 23 appearances and did not allow a run 19 times...first joined the Sounds on May 31 on a rehab assignment and pitched in two games (2.0 ip, 1 h, 1 r, 1 er, 1 so) before he was reinstated from the DL June 5... returned to Nashville after he was designated for assignment by Oakland June 25 and outrighted on July 2...allowed a season-high four runs on a season-high four hits in 1.0 inning July 12 at Iowa...did not allow a run 16 of his final 17 appearances after that (0.45 ERA)...had a 14-game, 16.1-inning scoreless streak from July 15 to Aug. 23...opponents went 11-for-59 (.186) with one walk during the streak...made his lone start on July 21 in the second game of a doubleheader against Oklahoma City and tossed a season-high 2.0 innings (also July 30 at Salt Lake and Aug. 28 at New Orleans)...was credited with five of his six saves over a six-game stretch from Aug. 7 to 23...struck out a season-high four batters in 2.0 innings Aug. 28 at New Orleans...was 2-1 with five saves, a 0.75 ERA and .159 opponents batting average in 11 relief appearances in the month of August.

## CAREER

**2017**—Was 4-2 with a save and a 4.22 ERA in a career-high 70 games...also had career highs in strikeouts (78), saves and wild pitches (6) and a career-low in opponents batting average (.229)...tossed 64.0 innings after pitching 64.2 innings in each of the previous two seasons...tied for eighth in the American League in games pitched...tied for eighth among AL relievers in runs allowed (34), ranked 10th in pitches (1164) and tied for 10th in earned runs (30)...logged a 5.40 ERA and .260 opponents batting average in 38 games before the All-Star Break...then posted a 2.63 ERA and .182 opponents average in 32 games after the break...his opponents batting average broke down to .206 against left-handed hitters, .243 against right-handers...first batters faced hit .190 but he walked seven, which tied for seventh most in the AL...allowed 8-of-37 (21.6%) inherited runners to score, which tied for the seventh lowest percentage in the AL...was 3-0 with a 2.33 ERA and .176 opponents batting average in 40 games at home compared to 1-2 with a 7.11 ERA and .299 opponents average in 30 games on the road...had a 2.87 ERA in 16 games on no days rest, a 4.66 ERA in his other 54 outings...posted a 1.85 ERA and .186 opponents batting average in the seventh inning or earlier, a 7.92 ERA and .288 opponents average from the eighth inning on...compiled a 6.66 ERA in 30 games against AL West competition, 2.72 in 40 games against everyone else...yielded a .140 batting average with runners in scoring position and two outs...opponents were successful in 12-of-13 (92.3%) stolen bases attempts with him on the mound...the steals tied for the most in the AL and tied for second most in the majors among relievers...had a season-best nine-game, 11.0-inning scoreless streak from April 19 to May 10...had a .105 op-

ponents batting average over that span and struck out 11 while walking just one...fanned three batters May 6 against Detroit, his first of six three-strikeout games...tossed a season-high 2.0 scoreless innings May 8 against Los Angeles (AL)...had a six-game, 6.1-inning scoreless streak from May 18 to June 3...stranded each of his 10 inherited runners over a 26-game stretch from June 3 to July 31 but had a 7.77 ERA over that span...matched his season-high with 2.0 scoreless innings June 7 against Toronto...walked three batters July 27 at Toronto, which are his most ever as a reliever...made the 200th appearance of his career Aug. 8 against Seattle...did not allow a run in 18 of his final 19 outings beginning Aug. 12...had a 0.53 ERA and .123 opponents batting average over that span...struck out 19 and walked just two in 17.0 innings...allowed just 1-of-14 (7.1%) inherited runners to score...committed the first error of his career Sept. 3 at Seattle, snapping a career-opening 208-game errorless streak...recorded the final two outs of the A's 3-2 win at Detroit Sept. 20 for the first save of his career.

**2016**—Compiled a 3.76 ERA and .270 opponents batting average in 53 relief appearances in his first season with the A's...had an 8.27 ERA and .394 opponents batting average in 11 games before going on the disabled list in early May with a strained right triceps...logged a 2.23 ERA and .222 opponents batting average in 42 games following his return from the DL...struck out 71 batters in 64.2 innings for the second consecutive season...walked just 14 (1.95 per nine innings) for a strikeout-to-walk ratio of 5.07...allowed just 5-of-34 (14.7%) inherited runners to score, which was the fourth lowest mark in the American League...first batters faced hit .231 with one walk (.245 on-base percentage)...his opponents batting average included a .228 mark against left-handed hitters compared to .297 against right-handers...allowed 69 hits, which tied for sixth most among AL relievers...had a 2.15 ERA and .204 opponents batting average in 33 games after the All-Star Break...had no decisions and a 2.78 ERA in 26 games in Oakland...compiled a 1.80 ERA and .221 opponents batting average in 31 games at night...had a 0.93 ERA in nine games with no rest...combined for a 2.34 ERA in the seventh and eighth innings but posted a 10.24 ERA in the ninth inning...opponents were successful in 10-of-11 (90.9%) stolen bases attempts of him and the 10 steals were fourth most among AL relievers...did not commit an error...tossed more than one inning in 24 of his 53 outings...logged a season-high 2.2 innings and retired all seven batters he faced in his first appearance as an Athletic April 5 against Chicago (AL)...made the 100th appearance of his career April 11 against Los Angeles (AL)...struck out a season-high five batters in 2.0 innings, April 27 at Detroit...was placed on the 15-day DL May 10, retroactive to May 8, with a strained right triceps...made one rehab appearance with Single-A Stockton June 7 and three with Triple-A Nashville from June 10 to 16 before he was reinstated from the DL June 19...had a 2.70 ERA and .282 opponents batting average over his first eight games following his return...then compiled a 1.37 ERA and .155 opponents batting average over his next 16 games from July 6 to Aug. 15...had a season-best 8.2-inning scoreless streak from July 15 to 26...posted a 1.23 ERA and .154 opponents batting average in 11 games in July...compiled a 1.38 ERA over his final 12 appearances beginning Sept. 5...had a seven-game scoreless streak from Sept. 7 to 20 (7.0 ip).

**2015**—Pitched exclusively in relief for the first time in his career and was 5-0 with a 2.92 ERA in 58 games with Toronto...the wins were a career high and his ERA was a career low as was his .276 opponents on-base percentage and .329 slugging percentage...issued 11 walks in 64.2 innings and his average of 1.53 walks per nine innings ranked eighth lowest among American League relievers...struck out 71 and his strikeout-to-walk ratio of 6.45 ranked fourth...also tied for ninth in wins...his opponents batting average included a .207 mark against right-handed hitters compared to .283 against left-handers...yielded a .134 batting average with two strikes...allowed 9-of-30 (30.0%) inherited runners to score...first batters faced hit .245 with a .310 on-base percentage...did not allow a run in 11 interleague games (11.2 ip, 4 h, 1 bb, 18 so)...had a 2.21 ERA and .213 opponents batting average in 32 games at home...logged a 1.75 ERA in 21 day games...tossed more than one inning in 19 of his 58 games, including two or more 10 times...never walked more than one batter in an outing...allowed just one home run over his final 45 games and 47.1 innings (Sept. 22 against New York-AL)...compiled a 0.87 ERA over a 26-game stretch from May 27 to Aug. 25 and did not allow a run in 24 of those contests...walked in his only plate appearance June 2 at Washington...did not allow a run in 11 games in June (13.0 ip), giving him a career-high 14.1-inning scoreless streak dating back to May 31...had a 13.0-inning scoreless streak from July 22 to Aug. 25...surrendered just five hits during the second scoreless streak (.119 opponents average) and struck out 19 batters...retired each of the first 20 batters he

faced after the All-Star Break before hitting Mike Moustakas with a pitch Aug. 1 against Kansas City...had no decisions and a 5.40 ERA in three postseason appearances with Toronto...made his postseason debut in Game 2 of the ALDS against Texas (0.1 ip, 1 h)...pitched twice in the ALCS against Kansas City...allowed three runs in 0.1 innings in Game 3 but came back to pitch 4.1 scoreless innings the next day (1 h, 2 so)...it was the longest scoreless outing ever by a Blue Jay reliever during the postseason.

**2014**—Began the season at Triple-A Buffalo in the Toronto organization and finished it in the majors with Kansas City...went 1-0 with a 6.08 ERA in three starts over two stints with the Blue Jays and 0-2 with a 4.66 ERA in six games, three starts, with the Royals...combined for a 1-2 record, a 5.23 ERA and .290 opponents batting average in nine games, six starts, overall...was recalled by Toronto the first time May 23 and went 1-0 with a 2.31 ERA in two starts before he was optioned June 1...returned to Toronto June 20 and started that day at Cincinnati...allowed six runs on six hits in 1.2 innings but had a no decision in a 14-9 win and was optioned back to Buffalo following the game...was traded to Kansas City with Erik Kratz for Danny Valencia on July 28 and reported to Triple-A Omaha...was recalled by the Royals Aug. 27 and had a no decision that day against Minnesota, despite allowing just one run in 7.0 innings...was optioned to Northwest Arkansas the next day but returned Sept. 2 when the Naturals season ended...went 0-2 with a 6.57 ERA in five games, including two starts in September...combined for a 1-2 record and a 2.45 ERA in 23 minor league games, including 21 starts, with Buffalo and Omaha...led all Triple-A pitchers in ERA and tied for fourth in wins...struck out 126 batters and walked just 13 for a strikeout-to-walk ratio of 9.69...averaged 0.82 walks per nine innings...appeared in the Triple-A All-Star Game on July 16, earning Top Star honors with 2.0 scoreless innings...went 6-0 with a 1.82 ERA over his first 12 games, 10 starts...struck out 12 batters in 7.0 innings in his Omaha debut Aug. 1 against Memphis...went 4-1 with a 1.62 ERA in six starts for Aguilas Cibaenas in the Dominican Winter League following the season.

**2013**—Split his season between Minnesota and Triple-A Rochester...went 1-3 with a 6.85 ERA and .327 opponents batting average in 10 games, eight starts, over three stints with the Twins... was 4-8 with a 4.67 ERA and .294 opponents average in 16 starts with the Red Wings...was on the Opening Day roster with Minnesota and went 0-1 with a 4.66 ERA in two starts before he was optioned to Rochester April 13...returned to the Twins Aug. 9 as the 26th man for the doubleheader that day at Chicago (AL)...started the second game and had a no decision in a 3-2, 10-inning win (6.1 ip, 7 h, 2 r, 2 er, 1 bb, 3 so)...returned to Rochester following the game but joined Minnesota for good Aug. 24...went 1-2 with an 8.33 ERA over his final seven games, including five starts...tossed 6.0 innings of relief Sept. 21 at Oakland, his longest career outing as a reliever...then struck out eight batters in 4.2 innings of relief Sept. 27 against Cleveland, his most strikeouts as a starter or reliever...walked just 15 batters in 98.1 innings with the Red Wings, an average of 1.37 per nine innings...was on the disabled list from May 10 to June 18 with an inflamed right elbow...tossed a complete game June 30 at Syracuse but was the losing pitcher in a 2-0 loss...allowed two runs on six hits in 8.0 innings...was claimed off waivers three times following the season: Dec. 13 by Chicago (NL), Dec. 23 by Baltimore and Feb. 21 by Toronto.

**2012**—Made the Twins Opening Day roster for first time in career and went 0-2 with a 9.00 ERA in four starts for the Twins before being optioned to Triple-A Rochester May 7...named International League Pitcher of the Week June 4-10 after going 2-0 with a 0.00 ERA (15.2 ip, 7 h, 3 bb, 18 so)...pitched a seven inning complete game shutout June 4 vs. Columbus and then followed it up with 8.2 shutout innings and 10 strikeouts June 9 at Indianapolis...went 5-0 with a 1.94 ERA in seven starts for the Red Wings...was recalled by the Twins June 16...made four starts and was optioned back to Rochester July 3...posted a 23.0-inning scoreless streak at Rochester from June 4 to July 13...suffered his first Triple-A loss of the season July 23 at Durham after winning first seven decisions...recalled by the Twins August 21...was 9-3 with a 2.20 ERA in 16 starts for the Wings at the time of recall...tossed his first Major League career complete game, allowing one run on three hits and six strikeouts, but was dealt the loss August 27 vs. Seattle...earned his first ML win, allowing two runs on two hits in 6.0 innings with two walks and two strikeouts, Sept. 19 at Cleveland...the win snapped his streak of 17 consecutive starts without a victory, tying Tampa Bay's Jason Hammel (2006-07) and the Mets Craig Anderson (1962-64) for third most all-time... became the 16th Australian-born pitchers to win a ML game.



**2011**—Started the season with Double-A New Britain...was named Twins minor league Player of the Week June 4-10 after going 2-0 with a 0.69 ERA...struck out 10 and walked one in two starts (13.0 ip)...selected to pitch for World Team in the Futures Game July 10 at Chase Field in Arizona, allowing one run on two hits in 1.0 inning pitched...voted by fans as Eastern League All-Star...promoted to Rochester July 19 and had his contract selected by Twins Sept. 6...made his first career start that day against Chicago (AL)...despite suffering the loss, pitched 7.0 innings, allowing three runs on four hits with four strikeouts and three walks...became 28th Australian-born player and 20th pitcher to ever play in the major leagues...combined to go 12-6 with a 3.36 ERA in 25 games, including 24 starts, between Triple-A Rochester and New Britain...struck out 111 and walked just 21 in 139.1 innings...ranked second among all Twins minor leaguers in strikeouts...named the 10th annual Jim Rantz Award recipient as Twins minor league Pitcher of the Year...named as the right-handed starting pitcher on MiLB.com's 2011 Twins organizational All-Star team...ranked the seventh best prospect in the Twins organization.

**2010**—Started season at Single-A Beloit...did not allow a run in his first three starts (17.0 ip), and allowed just two runs over first five starts (28.0 ip)...was named Midwest League Player of the Week April 8...was promoted to Single-A Ft. Myers May 10...was named to the 2010 Futures All-Star Game but did not pitch due to appendectomy surgery...was on the disabled list from July 4 to Aug. 17...was ranked by *Baseball America* as the sixth best prospect in the Twins organization...pitched in the Australian Baseball League in offseason...threw 26.1 innings over eight appearances, including six starts.

**2009**—Made three starts for Rookie Elizabethton before being promoted to Single-A Beloit July 8...allowed just four earned runs in first three starts, posting a 1.96 ERA...did not allow a run in back-to-back starts Aug. 22 and 27, allowing just two hits over 13.0 innings...pitched in the World Baseball Classic for Team Australia...appeared in two games out of bullpen against Team Mexico.

**2008**—Spent the entire year on disabled list with a nerve injury.

**2007**—Started his professional career with the Gulf Coast League Twins...made 10 starts, including five without allowing a run...struck out a season-high 11 batters in 6.0 scoreless innings Aug. 18.

## PERSONAL/MISCELLANEOUS

Liam Johnson Hendriks was originally signed by Twins scout Howard Norsetter...is married, Kristi...is an avid animal supporter and makes regular visits to animal shelters...attended Sacred Heart College in Australia.

## OAKLAND A'S OPENING DAY TRIVIA

### Most Starts

12 Rickey Henderson  
11 Eric Chavez  
9 Sal Bando  
Reggie Jackson  
Carney Lansford  
Mark McGwire  
Terry Steinbach  
8 Bert Campaneris  
Mark Ellis  
Dwayne Murphy

### Most Starts by Position

P: Stewart 6, Langford, 5, Hunter 3, Hudson 3  
C: Steinbach 9, Suzuki 5, Heath 4, Hernandez 4  
1B: McGwire 9, Giambi 4, Barton 4  
2B: Ellis 8, Green 6, Phillips 4  
3B: Chavez 10, Bando 9, Lansford 9  
SS: Campaneris 8, Bordick 5, Tejada 5, Crosby 5  
LF: Henderson 12, Rudi 4, four with 2  
CF: Murphy 8, North 5, D. Henderson 5  
RF: Jackson 8, Armas 5, Canseco 5, Davis 5  
DH: Berroa 3, Durazo 3, six with 2

### Most Consecutive Starts

P: 5 Stewart (1988-92)  
C: 9 Steinbach (1988-96)  
1B: 8 McGwire (1988-95)  
2B: 7 Ellis (2005-11)  
3B: 9 Bando (1968-76), Chavez (1999-2007)  
SS: 5 Campaneris (1968-72), Bordick (1992-96), Tejada (1999-03), Crosby (2004-08)  
LF: 6 Henderson (1990-95)  
CF: 8 Murphy (1980-87)  
RF: 8 Jackson (1968-75)  
DH: 3 Berroa (1995-97), Durazo (2003-05)

## LIFETIME PITCHING RECORD

Year	Club	W	L	ERA	G	GS	CG	SHO	SV	IP	H	R	ER	HR	HB	BB	IBB	SO	WP	BK
2007	GCL Twins	4	2	2.05	10	10	0	0	0	44.0	41	14	10	2	1	11	0	52	0	0
2008	Elizabethton	(Injured — Did not pitch)																		
2009	Elizabethton	2	0	3.71	3	3	0	0	0	17.0	19	8	7	0	0	1	0	13	0	0
	Beloit	3	5	3.51	11	11	0	0	0	66.2	73	34	26	3	2	15	0	62	5	1
2010	Beloit	2	1	1.32	6	6	0	0	0	34.0	16	6	5	0	1	4	0	39	2	0
	Fort Myers	6	3	1.93	13	12	1	0	0	74.2	63	20	16	2	1	8	0	66	3	0
2011	New Britain	8	2	2.70	16	15	2	0	0	90.0	85	30	27	5	3	18	1	81	0	0
	Rochester	4	4	4.56	9	9	0	0	0	49.1	52	26	25	0	2	3	0	30	1	1
	MINNESOTA	0	2	6.17	4	4	0	0	0	23.1	29	16	16	3	0	6	0	16	1	0
2012	MINNESOTA	1	8	5.59	16	16	1	0	0	85.1	106	61	53	17	4	26	3	50	4	0
	Rochester	9	3	2.20	16	16	1	1	0	106.1	76	28	26	5	1	28	0	82	3	0
2013	MINNESOTA	1	3	6.85	10	8	0	0	0	47.1	67	39	36	10	3	14	1	34	1	0
	Rochester	4	8	4.67	16	16	1	0	0	98.1	115	56	51	9	3	15	0	62	2	0
2014	Buffalo	8	1	2.33	18	16	1	0	0	108.1	92	32	28	6	3	7	0	91	4	0
	TORONTO	1	0	6.08	3	3	0	0	0	13.1	12	9	9	3	2	4	0	8	0	0
	Omaha	4	1	2.83	5	5	0	0	0	35.0	33	13	11	1	0	6	0	35	0	0
	KANSAS CITY	0	2	4.66	6	3	0	0	0	19.1	26	12	10	0	1	3	0	15	1	0
2015	TORONTO	5	0	2.92	58	0	0	0	0	64.2	59	23	21	3	2	11	1	71	4	0
2016	OAKLAND	0	4	3.76	53	0	0	0	0	64.2	69	31	27	6	1	14	3	71	3	0
	Stockton	0	0	0.00	1	0	0	0	0	1.0	0	0	0	0	0	0	0	1	0	0
	Nashville	0	0	3.86	3	0	0	0	0	4.2	4	2	2	0	0	2	0	3	1	0
2017	OAKLAND	4	2	4.22	70	0	0	0	1	64.0	57	34	30	7	0	23	0	78	6	0
2018	OAKLAND	0	1	4.13	25	8	0	0	0	24.0	25	11	11	3	1	10	0	22	1	0
	Nashville	4	1	2.84	23	1	0	0	6	25.1	21	9	8	1	0	4	0	43	2	0
<b>ML Totals</b>		<b>12</b>	<b>22</b>	<b>4.72</b>	<b>245</b>	<b>42</b>	<b>1</b>	<b>0</b>	<b>1</b>	<b>406.0</b>	<b>450</b>	<b>236</b>	<b>213</b>	<b>52</b>	<b>14</b>	<b>111</b>	<b>8</b>	<b>365</b>	<b>21</b>	<b>0</b>

## CAREER TRANSACTIONS

**2007** — Signed by the Minnesota Twins as a non-drafted free agent, February 25. **2013** — Claimed off waivers by the Chicago Cubs, December 13. Claimed off waivers by the Baltimore Orioles, December 23. **2014** — Claimed off waivers by the Toronto Blue Jays, February 21. Traded to the Kansas City Royals with catcher Erik Kratz for infielder Danny Valencia, July 28. Traded to Toronto for minor league catcher Santiago Nassy, October 29. **2015** — Traded to the Oakland Athletics for pitcher Jesse Chavez, November 20. **2016** — On the disabled list, May 8 to June 18; included rehabilitation assignments to Stockton, June 7 to 9, and Nashville, June 10 to 18. **2018** — On the disabled list, April 14 to June 4; included rehabilitation assignment to Nashville, May 31 to June 4.

## WILD CARD RECORD

Year	Club/Opp.	W	L	ERA	G	GS	CG	SHO	SV	IP	H	R	ER	HR	HB	BB	IBB	SO	WP	BK
2018	OAK vs. NYY	0	1	18.00	1	1	0	0	0	1.0	1	2	2	1	0	1	0	1	0	0

## DIVISION SERIES RECORD

Year	Club/Opp	W	L	ERA	G	GS	CG	SHO	SV	IP	H	R	ER	HR	HB	BB	IBB	SO	WP	BK
2015	TOR vs. TEX	0	0	0.00	1	0	0	0	0	0.1	1	0	0	0	0	0	0	0	0	0

## LEAGUE CHAMPIONSHIP SERIES RECORD

Year	Club/Opp	W	L	ERA	G	GS	CG	SHO	SV	IP	H	R	ER	HR	HB	BB	IBB	SO	WP	BK
2015	TOR vs. KC	0	0	5.79	2	0	0	0	0	4.2	4	3	3	0	0	0	0	2	0	0

## WORLD BASEBALL CLASSIC RECORD

Year	Club	W	L	ERA	G	GS	CG	SHO	SV	IP	H	R	ER	HR	HB	BB	IBB	SO	WP	BK
2009	Australia	0	0	10.80	2	0	0	0	0	1.2	3	2	2	0	0	1	0	1	0	0

## HENDRIKS' CAREER BESTS

**Low Hit Complete Game:** 3, August 27, 2012 vs. Seattle  
**Innings Pitched:** 9.0, August 27, 2012 vs. Seattle. As reliever: 6.0, September 21, 2013 at Oakland  
**Strikeouts:** 8, September 27, 2013 vs. Cleveland  
**Pitches:** 108, September 7, 2012 vs. Cleveland. As reliever: 102, September 21, 2013 at Oakland  
**Longest Winning Streak:** 5, June 7, 2015 to September 12, 2015  
**Longest Losing Streak:** 9, September 6, 2011 to August 27, 2012  
**Longest Scoreless Streak:** 14.1, May 31 to June 29, 2015

**CATCHER****Height/Weight:** 6-0 / 200**Bats/Throws:** Left / Right**Birthdate:** November 24, 1987 **Opening Day Age:** 31**Birthplace/Resides:** Tomball, Texas / Montgomery, Texas**Major League Service:** 4 years, 128 days**Obtained:** Signed as a free agent, December 11, 2018**Contract Status:** First year of a one-year contract through 2019**CAREER HIGHLIGHTS**

Is a .205 career hitter with 24 home runs and 95 RBI in 340 games in seven seasons with Minnesota (2012-15), Arizona (2016-17) and Seattle (2018)...has played in 173 games at catcher, 42 in left field, 42 in right field, 10 at first base and two in center field...has tossed out 29-of-104 (27.9%) attempted base stealers...saw his most extensive action with Arizona in 2017 when he played in 106 games...had his best season in 2016 with the Diamondbacks when he hit .294 with six home runs and 28 RBI in 56 games...was a Midseason All-Star in the Eastern League in 2012 and the Florida State League in 2010...played in the Arizona Fall League with Mesa in 2011 and Peoria in 2012.

**2018 HIGHLIGHTS**

Was with Arizona during Spring Training before he was designated for assignment March 25...signed a minor league deal with Seattle April 5 and started the year at Triple-A Tacoma before joining the Mariners May 27...with the exception of a three-week stint on the disabled list, he spent the rest of the season with Seattle but appeared in just 36 games...batted .237 with seven RBI...added 10 walks for a .322 on-base percentage...eight of his 18 hits were for extra bases (four doubles, two triples, two home runs) and he slugged .421...went 3-for-11 (.273) against left-handed pitchers, 15-for-65 (.231) with both of his home runs and all seven of his RBI against right-handers...had a .270 batting average with runners on base but hit .158 with runners in scoring position...batted .293 on the road, .171 with both of his home runs at Safeco Field...hit .268 at night, .150 during the day...had a .186 batting average over the first six innings of a game, .303 with both of his home runs from the seventh inning on...appeared in 28 games at catcher and one at first base...made 21 starts, all behind the plate...committed one error at catcher for a .993 fielding percentage...tossed out 3-of-14 (17.6%) attempted base stealers...went 1-for-8 (.125) with a home run and three RBI as a pinch hitter and is now 8-for-77 (.104) in the pinch in his career...started games in the six through nine spots in the order and made his most starts batting eighth (11)...hit .303 in 15 games overall in the eighth spot, .186 in all other spots.

**SEATTLE:** Was selected from Tacoma May 27 and went 1-for-4 with two strikeouts in a start at catcher that day against Minnesota...was placed on the 10-day disabled list the next day with a strained right oblique...was sent to Tacoma on a rehab assignment June 14 and went 2-for-12 (.167) with two RBI in five games (three at designated hitter, two at catcher) before he was reinstated from the DL June 18...had a two-hit game in June 23 at Boston but then went 5-for-31 (.161) over his next 13 contests...made his 11th start of the season July 20 but then started just 10 of the Mariners final 64 games...went 10-for-40 (.250) in 22 games total over that span...finished July with a .207 batting average in 13 games but then hit .304 in 13 games in August...hit his first career pinch home run Sept. 25 against Oakland, a two-run walk-off shot off Emilio Pagan in the bottom of the 11th inning of the Mariners 10-8 win...it was his fourth career game-ending RBI...it was his 24th career home run and his teams have won in all 23 games in which he has homered (has one two-homer game)...played in just five games in September and went 2-for-10 (.200)...was claimed off waivers by Houston on Nov. 2 but became a free agent Nov. 30 when he was not tendered a contract.

**TACOMA:** Batted .257 with six home runs and 24 RBI in 42 games with Tacoma...walked 36 times to fuel a .416 on-base percentage...hit .290 (9-for-31) against left-handed pitching, .248 (26-for-

105) against right-handers...batted .444 with a .600 on-base percentage leading off an inning... hit .318 with the bases empty, .200 with four of his six home runs with runners on...had a .213 average with runners in scoring position, including .130 with RISP and two outs...appeared in 28 games at catcher and tossed out 7-of-20 (35.0%) attempted base stealers...committed two errors for a .992 fielding percentage...also batted .209 in 14 games at designated hitter...hit in every spot in the order except first and ninth and saw his most action with 20 games batting fifth...hit .143 over his first eight games but then went 11-for-20 (.550) over his next seven contests from April 17 to 25...went 2-for-4 with a walk, three runs, a double, a grand slam and seven RBI April 18 against Albuquerque...then collected a season high in hits two days later against the Isotopes when he was 3-for-3 with two walks...drew at least one walk in 17 of his 18 games in April when he batted .271 with a .463 on-base percentage...tied for the Pacific Coast League lead in walks in April (21) and tied for second in on-base percentage...hit five of his six home runs with the Rainiers over a 13-game span from May 10 to 26...went 12-for-46 (.261) with 10 RBI over that span... was batting .266 in 37 games when he was promoted to Seattle May 28.

## CAREER

**2017**—Hit .181 with 35 runs, seven doubles, 10 home runs, 27 RBI and 29 walks in 106 games with Arizona...made 54 starts at four different positions: 35 at catcher, 17 in left field, one in right field and one at first base...posted a 3.17 catcher ERA, the lowest in the Majors among players with at least 40 games played...reached double-digit homers for the first time in his career...also set career-highs in games, runs, walks and total bases (78)...connected for his first career walk-off home run May 17 against New York (NL)...hit a leadoff home run in his first career start batting leadoff on June 26 against Philadelphia...on the same day, Chicago's Willson Contreras hit a leadoff home run in his first career start batting leadoff, marking the first time in Major League history that two different players hit leadoff home runs in their first starts batting leadoff on the same day (Elias Sports Bureau)...had his second walk-off RBI of the season June 27 against St. Louis, a single in the bottom of the 10th inning of the Diamondbacks 6-5 win.

**2016**—Had career highs in batting (.284), on-base percentage (.352), slugging percentage (.493), hits (42), triples (4) and RBI (28) in his first season with Arizona...made 29 starts at catcher, three in left field, two in right field and one in center field...threw out 6-of-17 (35.3%) of attempted base stealers...recorded his first career multi-homer game May 8 at Atlanta...he was the first player with multiple homers on 0-2 counts since Lance Berkman on July 9, 2000 vs. Royals...made his first career start in center field on May 15, 2016 against San Francisco...became the first Diamondback to start games at catcher and center field in the same season...was the first Major League player to do it since the Tigers' Brandon Inge in 2008...ranked third in the National League in slugging percentage (.679) and OPS (1.122) in the month of May, fifth in batting (.377) and sixth in on-base percentage (.443)...was on the 15-day disabled list from July 17-Sept. 6 with a strained right hamstring...underwent surgery to repair two broken metacarpals in his left hand on Sept. 13 by Dr. Don Sheridan.

**2015**—Split the season between the Twins and Triple-A Rochester...appeared in 45 games with Minnesota and hit .146 with five doubles, two home runs and 10 RBI...played in a career-high 38 games (32 starts) at catcher...also appeared in two games in right field and first base...made his first Opening Day roster.

**2014**—Participated in his fourth spring training before being optioned to Triple-A Rochester March 24...played two games for the Red Wings and was recalled April 7 when Jason Bartlett was placed on the 15-day disabled list...optioned to Rochester May 8; recalled May 20 and optioned again May 25...was on the seven-day disabled list from May 31 to June 12 with a right wrist sprain...was recalled July 7 and optioned back to Rochester July 18...was placed on the seven-day disabled list with a right thumb contusion July 22, an injury he suffered July 19 at Norwich, taking a foul ball playing catcher...played in 27 more games with Red Wings, hitting .291, including a .351 average in his final 16...was recalled Sept. 2 and spent the rest of season with Twins... stole his first career base Sept. 27 at Detroit off Alex Avila and Kyle Lobstein...hit .318 with three doubles, three RBI and three runs scored in final six games.

**2013**—Participated in Twins major league spring training and was optioned March 11...started the season with Triple-A Rochester...went 4-for-6 with three RBI April 24 at Syracuse...hit safely in a season-high 10 straight games May 23-June 20...was recalled by Minnesota in the middle of the streak on May 27...hit his first career home run June 2 vs. Seattle, a solo shot off Jeremy Bolderman...appeared in seven games and was optioned back June 14...recalled by Minnesota July 14...went 3-for-5 with a home run and a career-high four RBI July 23 at Los Angeles (AL), which included a 10th inning grand slam...appeared in 27 games (23 starts) at catcher and 24 games (15 starts) in the outfield.

**2012**—Appeared in seven Major League games in September, going 1-for-18 in his first-career big league action...was an invite to Twins spring training for the second straight season...began the season with Double-A New Britain...named the Twins minor league Player of the Week on May 25 after batting .450 (9-for-20) with three doubles, one home run, three RBI and six runs scored...named to the Eastern League Midseason All-Star team...was selected to the Twins Major League roster on Sept. 14...made his major league debut on Sept. 16 vs. Chicago (AL) as a defensive replacement and later grounded out in his first at-bat...recorded his first Major League RBI on a ground out on Sept. 19 at Cleveland...recorded first career hit, a single, off Cody Eppley in the ninth inning on Sept. 26 vs. New York (AL)...in the minors, ranked second in the Twins organization in runs scored (91), sixth in at-bats (508), seventh in walks (59) and eighth in hits (136)...ranked by *Baseball America* as the best defensive catcher in the Twins organization following the season...played for the Peoria Javelinas in the Arizona Fall League, playing in just three games before leaving due to inflammation in his left shoulder...batted .500 (5-for-10) with one double and two walks.

**2011**—Batted .269 with 19 doubles, eight homers, 62 RBI and a .385 on-base percentage in 121 combined games between Double-A New Britain (97 games) and Single-A Advanced Fort Myers (24 games)...was invited to Twins Major League Spring Training for the first time in his career...started season with Fort Myers and hit safely in 14 of first 15 games, batting .362 in that span...was promoted to Double A New Britain May 4...was named an MiLB.com Organizational All-Star...led Twins full season minor leaguers in walks with 79 between both levels...played for the Mesa Solar Sox in the Arizona Fall League, batting .380 with six doubles, two home runs and nine RBI in 15 games...ranked as the 14th best prospect in Twins organization by *Baseball America* following the season.

**2010**—Spent the entire season at Single-A Advanced Fort Myers...threw out 21-of-59 (36%) attempted base stealers...caught 42 games...made 11 appearances in center field and 52 in left field...named to the Florida State League Midseason All-Star team.

**2009**—Began his professional career with Rookie Level Elizabethton, finishing fourth in the Appalachian League in runs scored (45)...batted .297 with 14 doubles, one triple, seven home runs, 30 RBI, 33 walks and a .391 on-base percentage in 59 games.

## PERSONAL/MISCELLANEOUS

Christopher Ryan Herrmann was originally signed by Twins scout Hector Otero...is married, Shelby...has a son, Crew, born in 2017...did their baby gender reveal at Chase Field on dBTV...graduated from Tomball (TX) High School in 2006...attended Alvin Community College and the University of Miami...named to the NJCAA Division I All-American Team and to the JUCO World Series All-Tournament Team in 2008...honored with the NJCAA Rawlings Big Stick Award...led the Hurricanes in average (.341), runs scored (59) and on-base percentage (.458) as a junior in 2009.

## LIFETIME PLAYING RECORD

Year	Club	AVG	G	AB	R	H	2B	3B	HR	RBI	SH	SF	HP	BB	SO	SB	CS	SLG	OBP	E
2009	Elizabethton	.297	59	236	45	70	14	1	7	30	1	2	5	33	40	2	2	.453	.391	2
2010	Fort Myers	.219	107	356	34	78	17	3	2	30	2	2	7	41	74	3	2	.301	.310	5
2011	Fort Myers	.310	24	87	14	27	5	1	1	16	2	2	0	15	6	1	0	.425	.404	1
	New Britain	.258	97	337	53	87	14	5	7	46	3	0	2	64	68	9	3	.392	.380	7
2012	New Britain	.276	127	490	91	135	25	1	10	61	1	6	1	58	89	2	1	.392	.350	4
	MINNESOTA	.056	7	18	0	1	0	0	0	1	0	0	0	1	5	0	0	.056	.105	0
2013	Rochester	.227	69	247	31	56	9	3	2	22	2	1	1	24	61	3	2	.312	.297	3
	MINNESOTA	.204	57	157	16	32	7	0	4	18	3	0	0	18	49	0	1	.325	.286	2
2014	Rochester	.304	60	204	31	62	18	4	5	26	0	1	2	21	45	4	1	.505	.373	3
	MINNESOTA	.213	33	75	8	16	3	0	0	4	0	0	0	4	17	1	0	.253	.253	1
2015	MINNESOTA	.146	45	103	13	15	5	1	2	10	1	0	2	7	37	0	0	.272	.214	3
	Rochester	.260	23	73	9	19	3	0	1	6	0	2	2	11	13	3	0	.342	.364	2
2016	ARIZONA	.284	56	148	21	42	5	4	6	28	1	1	0	16	44	4	0	.493	.352	2
	AZL D-backs	.417	4	12	2	5	3	0	0	0	0	0	1	1	1	0	0	.667	.500	0
2017	Reno	.087	7	23	3	2	1	0	0	3	0	1	1	3	8	0	0	.130	.214	0
	ARIZONA	.181	106	226	35	41	7	0	10	27	1	0	0	29	67	5	0	.345	.273	2
2018	Tacoma	.257	42	136	26	35	3	1	6	24	1	0	1	36	42	0	0	.426	.416	2
	SEATTLE	.237	36	76	6	18	4	2	2	7	0	1	0	10	24	0	0	.421	.322	1
<b>AL Totals</b>		<b>.191</b>	<b>178</b>	<b>429</b>	<b>43</b>	<b>82</b>	<b>19</b>	<b>3</b>	<b>8</b>	<b>40</b>	<b>4</b>	<b>1</b>	<b>2</b>	<b>40</b>	<b>132</b>	<b>1</b>	<b>1</b>	<b>.305</b>	<b>.263</b>	<b>7</b>
<b>NL Totals</b>		<b>.222</b>	<b>162</b>	<b>374</b>	<b>56</b>	<b>83</b>	<b>12</b>	<b>4</b>	<b>16</b>	<b>55</b>	<b>1</b>	<b>2</b>	<b>0</b>	<b>45</b>	<b>111</b>	<b>9</b>	<b>0</b>	<b>.404</b>	<b>.304</b>	<b>4</b>
<b>ML Totals</b>		<b>.205</b>	<b>340</b>	<b>803</b>	<b>99</b>	<b>165</b>	<b>31</b>	<b>7</b>	<b>24</b>	<b>95</b>	<b>5</b>	<b>3</b>	<b>2</b>	<b>85</b>	<b>243</b>	<b>10</b>	<b>1</b>	<b>.351</b>	<b>.282</b>	<b>11</b>

## CAREER TRANSACTIONS

**2008** — Selected by the Baltimore Orioles organization in the 10th round of the First-Year Player Draft; did not sign. **2009** — Selected by the Minnesota Twins organization in the 6th round of the First-Year Player Draft. **2015** — Traded to the Arizona Diamondbacks for infielder Daniel Palka, November 10. **2016** — On the disabled list, July 17 to September 5; included rehabilitation assignments to AZL D-backs, Aug. 15 to 17 and Aug. 25 to 28, and Reno, August 29 to September 5. **2018** — Released, March 26; signed by the Seattle Mariners organization to a minor league contract, April 5. On the disabled list, May 28 to June 17; included rehabilitation assignment to Tacoma, June 13 to 17. Claimed off waivers by Houston, November 2. Elected free agency (contract non-tender), November 30; signed by the Oakland Athletics, December 11.

## HERRMANN'S CAREER BESTS

**Hits:** 3 (six times), last: June 24, 2016 at Colorado

**Home Runs:** 2, May 8, 2016 at Atlanta

**Runs Batted In:** 4 (twice), last: April 23, 2016 vs. Pittsburgh

**Stolen Bases:** 1 (10 times), last: September 20, 2017 at San Diego

**Hitting Streak:** 5 (three times), last: June 19 to 26, 2016

**Hitless Streak (At Bats):** 28, May 23 to June 11, 2017

**Game Ending RBI:** 4, September 25, 2018 vs. Oakland (home run); June 27, 2017 vs. St. Louis (single); May 17, 2017 vs. New York-NL (home run); August 15, 2013 vs. Chicago-AL (single)

**Grand Slams:** 1, July 23, 2013 at Los Angeles-AL (Ernesto Frieri)

**Pinch-Hit Home Runs:** 1, September 25, 2018 vs. Oakland (Emilio Pagan)

**Inside-The-Park Home Runs:** None

**Lead Off Home Runs:** 1, June 26, 2017 vs. Philadelphia (Nick Pivetta)

**RIGHT-HANDED PITCHER****Height/Weight:** 6-0 / 224**Birthdate:** March 22, 1996**Birthplace/Resides:** Conway, South Carolina / Conway, South Carolina**Major League Service:** None**Obtained:** Acquired from the Los Angeles Dodgers with Jharel Cotton and Frankie Montas for Josh Reddick and Rich Hill, August 1, 2016.**Contract Status:** First year of a one-year contract through 2019**CAREER HIGHLIGHTS**

Was the Dodgers first round selection in the 2014 draft and was dealt to the A's at the 2016 trading deadline in the Josh Reddick/Rich Hill trade...is 30-26 with a 4.13 ERA (202 er in 440.0 ip) in 92 games, including 83 starts, in four professional seasons...has 457 strikeouts in 440.0 innings (9.35 per nine innings)...missed nearly the entire 2018 season with a rotator cuff injury...led the Texas League with 150 strikeouts in 2017...named to the Midwest League Midseason All-Star team in 2015...was rated as the A's sixth best prospect by *Baseball America* following the 2016 season, the Dodgers fifth best prospect following 2015 and the Dodgers fourth best following 2014.

**2018 HIGHLIGHTS**

Missed nearly the entire season due to a strained right shoulder...received a PRP injection into his right rotator cuff April 3...was reinstated from the disabled list Aug. 29 and went 0-0 with a 4.50 ERA and .174 opponents batting average in two regular season starts with Single-A Stockton...walked two and struck out eight in 6.0 innings...left-handed hitters were 2-for-17 (.118), right-handers 2-for-6 (.333)...tossed 3.0 innings in each of his starts: Aug. 29 at San Jose (1 h, 1 r, 1 er, 4 so) and Sept. 3 against Visalia (3 h, 3 r, 2 er, 2 bb, 4 so)...then made one postseason start for the Ports in Game 4 of the California League Semifinals and had a no decision in the Stockton's 11-2 win at Visalia on Sept. 8...tossed 4.0 scoreless and hitless innings (1 bb, 5 so).

**CAREER**

**2017**—Made his Double-A debut with Midland and spent the entire season with the RockHounds...was 11-12 with a 4.49 ERA in 29 games, including 24 starts...led the Texas League in strikeouts (150), tied for second in wins (11), ranked sixth in innings pitched (148.1) and tied for eighth in games started (24)...also led the league in walks (61), tied for the lead in losses (12), ranked fourth in runs (82) and fifth in most hits allowed (149)...tied for the lead in the A's farm system in wins and ranked second in strikeouts and innings pitched...had career highs in strikeouts, games, innings pitched, losses, hits, earned runs (74), home runs (15), hit batters (9) and walks (51) and matched his best in wins and games started...allowed a .262 opponents batting average which broke down to .189 against left-handed hitters compared to .309 against right-handers...had a .586 OPS against lefties, .836 against righties...opponents hit .248 with runners in scoring position, but that increased to .323 with RISP and two outs...yielded a .309 batting average and .394 on-base percentage to batters leading off an inning...was 9-12 with a 4.62 ERA in his 24 starts, 2-0 with a 3.66 ERA in five relief appearances...four of his five relief appearances came over his first seven games of the season...did not inherit any runners in relief...compiled a 5-6 record and a 5.45 ERA in 15 games in the first half of the season, 6-6 with a 3.72 ERA in 14 games in the second half...was 6-7 with a 5.22 ERA in 16 games at home, 5-5 with a 3.61 ERA in 13 games on the road...surrendered 13 of his 15 home runs on the road...went 3-0 with a 3.20 ERA in four games during the day, 8-12 with a 4.69 ERA in 25 games at night...opponents were successful in just 3-of-9 (33.3%) stolen base attempts with him on the mound...had just three no decisions as a starter and the RockHounds were 10-14 (.417) in his starting assignments...tossed more than six innings in five of his 24 starts...alternated between relieving and starting over his first seven games, going 2-1 with a 5.16 ERA in seven games, including three starts, through May 3...tossed 2.0 innings in a start on April 21 against San Antonio, which was his shortest outing as a starter or reliever in 2017...tossed a season-high 99 pitches May 25 at Northwest Arkansas

(matched July 3 against Tulsa) to begin a four-start stretch where he went 3-1 with a 2.51 ERA through June 10...struck out a season-high nine batters in 6.0 innings in an 8-2 win over Northwest Arkansas June 4...combined on a three-hit shutout in a 6-0 win over Frisco June 10...tossed a season-high 8.0 scoreless innings and allowed two of the hits (0 bb, 8 so)...was named Texas League Pitcher of the Week for the week of July 24-30 after going 2-0 with a 3.09 ERA (11.2 ip, 9 h, 4 r, 4 er, 5 bb, 14 so) over two starts...the two-game winning streak matched his season high (fourth time)...logged his best single month ERA in July when he went 3-3 with a 3.16 ERA and .206 opponents batting average in six starts...matched his season high by tossing 8.0 innings in his final regular start Sept. 3 at Frisco (3 h, 1 r, 0 er, 1 bb, 5 so)...made two postseason starts for the Texas League Champion RockHounds and was 1-1 with a 4.22 ERA (10.2 ip, 10 h, 8 r, 5 er, 5 bb, 7 so)...started and lost Game 3 of the TL semifinals against San Antonio and then defeated Tulsa in Game 4 of the TL Championship Series to even the series at two games each.

**2016**—Started the year with Single-A Rancho Cucamonga in the Los Angeles (NL) organization but finished it with Single-A Stockton in the Oakland organization as he was one of three players sent to the A's on Aug. 1 in the Josh Reddick/Rich Hill trade...combined for an 11-7 record and a 4.64 ERA in 26 games, 23 starts...tied for the California League lead in wins and wild pitches (18), ranked fourth in strikeouts (124) and 10th in ERA...had career highs in wins, runs (85) and wild pitches...also had the only save of his career...allowed a .277 opponents batting average, including .259 against right-handed hitters compared to .303 against left-handers...compiled a 5-3 record and a 3.21 ERA in 13 games in the first half of the season...then went 6-4 with a 6.19 ERA in 13 games in the second half...logged a 2-1 record each month with Rancho Cucamonga and then went 2-3 with Stockton in August...did not pitch more than six innings in any outing and tossed exactly 5.0 innings in 16 of his 26 appearances...tossed a season-high 6.0 scoreless innings in his second start of the season April 14 at Lake Elsinore...it was his first of six starts of exactly six innings...it was his only scoreless start of the season...struck out a season-high nine batters in the second game of a May 29 doubleheader at Visalia...went 2-1 with a 2.67 ERA in five starts in May...struck out 34 batters in 27.0 innings...his two relief appearances with the Quakes came in consecutive games on June 11 at Lake Elsinore and June 16 at San Jose in games started by a rehabbing Brandon McCarthy...recorded the first save of his professional career in the latter contest when he tossed 5.0 scoreless innings (4 h, 4 so)...was 8-4 with a 4.02 ERA in 20 games, including 18 starts, with Rancho Cucamonga when he was traded to the Oakland organization with Jharel Cotton and Frankie Montas for Rich Hill and Josh Reddick on Aug. 1...went 3-3 with a 6.91 ERA in six games, including five starts, with Stockton...was rated as the A's sixth best prospect by *Baseball America* following the season.

**2015**—Spent the entire season at Single-A Great Lake and went 6-4 with a 3.14 ERA in 24 starts...struck out 117 batters in 103.1 innings, an average of 10.19 per nine innings...finished third in the Dodgers farm system in strikeouts...surrendered just six home runs (0.52 per nine innings)...was named to the Midwest League Midseason All-Star Team...allowed a .229 opponents batting average, including .216 against right-handed hitters compared to .242 against left-handers...went 4-1 with a 2.24 ERA and .194 opponents batting average in 12 starts at home...went 4-0 with a 2.16 ERA over a nine-start stretch from May 4 to June 28...had a 16.0-inning scoreless streak from May 9 to 25...struck out a season-high nine batters in the start at Dayton (1 h, 2 bb)...went 3-0 with a 1.55 ERA and .163 opponents batting average in six starts in May...pitched for the East in the Midwest League All-Star Game on June 23 at Peoria and faced two batters (0.2 ip, 1 so)...was 2-2 despite a 1.21 ERA in six starts in July...made one postseason start for the Loons and had a no decision (4.2 ip, 7 h, 3 r, 3 er, 2 bb, 3 so)...was rated as the Dodgers fifth best prospect by *Baseball America* following the season.

**2014**—Began his professional career with the Dodgers affiliate in the Arizona Rookie League and went 1-2 with a 3.00 ERA in seven games, six starts, before he was transferred to Ogden Aug. 14...went 1-1 with a 4.91 ERA in four starts with the Raptors...struck out 58 batters in 48.1 innings (10.80 per nine innings) and walked just 13 for a strikeout-to-walk ratio of 4.46...allowed a .220 batting average, including .170 against right-handed hitters compared to .296 against left-handers...opponents hit .191 with runners in scoring position, including .118 with RISP and two outs...made his professional debut in relief on July 2 at the Mariners and picked up the win (2.0 ip, 1 bb, 5 so)...made one postseason start for Ogden and took the loss in Game 2 of the first round



of the Pioneer League playoffs on Sept. 6 against Orem (1.1 ip, 4 h, 6 r, 6 er, 1 bb, 3 so)...was rated as the Dodgers fourth best prospect by *Baseball America* following the season.

## PERSONAL/MISCELLANEOUS

Harrison Grant Holmes...graduated from Conway (SC) HS in 2014...was named the Gatorade Player of the Year in South Carolina as a senior.

### LIFETIME PITCHING RECORD

Year	Club	W	L	ERA	G	GS	CG	SHO	SV	IP	H	R	ER	HR	HB	BB	IBB	SO	WP	BK
2014	AZL Dodgers	1	2	3.00	7	6	0	0	0	30.0	20	11	10	2	2	7	0	33	1	0
	Ogden	1	1	4.91	4	4	0	0	0	18.1	19	10	10	1	1	6	0	25	3	0
2015	Great Lakes	6	4	3.14	24	24	0	0	0	103.1	86	46	36	6	1	54	0	117	9	0
2016	Rancho Cucamonga	8	4	4.02	20	18	0	0	1	105.1	103	60	47	6	2	43	0	100	8	1
	Stockton	3	3	6.91	6	5	0	0	0	28.2	44	25	22	4	1	10	0	24	10	0
2017	Midland	11	12	4.49	29	24	0	0	0	148.1	149	82	74	15	9	61	2	150	15	1
2018	Stockton	0	0	4.50	2	2	0	0	0	6.0	4	4	3	1	2	2	0	8	0	0
<b>Minor League Totals</b>		<b>30</b>	<b>26</b>	<b>4.13</b>	<b>92</b>	<b>83</b>	<b>0</b>	<b>0</b>	<b>1</b>	<b>440.0</b>	<b>425</b>	<b>238</b>	<b>202</b>	<b>35</b>	<b>18</b>	<b>183</b>	<b>2</b>	<b>457</b>	<b>46</b>	<b>2</b>

### CAREER TRANSACTIONS

**2014** — Selected by the Los Angeles Dodgers organization in the 1st round (22nd selected overall) of the First-Year Player Draft. **2016** — Traded to the Oakland Athletics organization with pitchers Jharel Cotton and Frankie Montas for pitcher Rich Hill and outfielder Josh Reddick, August 1.

**CATCHER****Height/Weight:** 6-0 / 203      **Bats/Throws:** Right / Right**Birthdate:** September 8, 1983      **Opening Day Age:** 35**Birthplace/Resides:** Corvallis, Oregon / Henderson, Nevada**Major League Service:** 10 years, 59 days**Obtained:** Signed as a free agent to a minor league contract, February 11, 2019**Contract Status:** First year of a one-year contract through 2019**CAREER HIGHLIGHTS**

Is a .248 career hitter with 91 home runs and 371 RBI in 943 games over 11 seasons in the majors with San Diego (2008-14), Baltimore (2014), Colorado (2015-16) and San Francisco (2017-18)... was the Padres second round draft pick in 2005 and made his Major League debut in 2008...hit a career-high 13 home runs in a career-high 114 games in 2013...was traded to Baltimore, May 24, 2014...signed by Colorado as a free agent prior to the 2015 season and hit a career-high .301 in 2015...signed by San Francisco as a free agent prior to the 2017 season.

**2018 HIGHLIGHTS**

Spent the entire season with San Francisco and batted .241 with 10 home runs and 31 RBI in 96 games...averaged 28.20 at bats per home runs, which was the best mark of his career...struck out 85 times and his average of 3.59 plate appearances per strikeout was the worst mark of his career...hit .280 (33-for-118) with seven of his 10 home runs against left-handed pitching compared to .213 (35-for-164) against right-handers...had an .828 OPS against lefties, .619 against righties...was hitting .254 with eight home runs and 24 RBI in 50 games before the All-Star Break...then batted .229 with two home runs and seven RBI in 46 games after the break...batted .241 at home, .241 on the road and .241 with runners in scoring position...hit .301 when leading off an inning...had a .284 average over innings 1-6 and a .170 average from the seventh inning on...hit .291 with no outs, .235 with one out and .185 with two outs...appeared in 83 games at catcher and made 70 starts...tossed out 10-of-58 (17.2%) attempted base stealers...had a 4.52 catchers ERA, which was third highest in the National League...was 5-for-14 (.357) with a home run, six RBI and a walk as a pinch hitter...started games in every spot in the order except the first three...saw his most action with 21 starts in the fourth spot and 18 batting fifth.

**SAN FRANCISCO:** Went 1-for-15 (.067) over his first seven games through April 12...then went 15-for-32 (.469) with three home runs and 10 RBI over an 11-game stretch from April 14 to May 5...collected his 10th career walk-off RBI April 30 against San Diego with a pinch-hit two-run single...hit .275 in April, which was his best single-month average of 2018...now has a .271 (154-for-560) career average in April, which is his best single-month average...scored four runs in a game for the first time in his career May 2 against San Diego...matched his career high with four hits and nine total bases (single, two doubles, homer)...slugged five of his 10 home runs over a 16-game stretch from May 13 to June 17, but hit .218 over that span...hit his second career pinch homer June 4 against Arizona...committed his sixth and final error of the season July 25 at Seattle...finished the year with a 40-game errorless streak behind the plate...delivered a bases-loaded go-ahead, two-run single on Aug. 13 at Dodger Stadium to lift the Giants to a 5-2 win over the Dodgers...became the first Giants player since 1958 to have a go-ahead hit when trailing in the ninth inning or later with the bases loaded and two outs against the Dodgers (Baseball Info Solutions)...did not drive in another run until Sept. 28 for a career-high 30-game streak without a RBI...his stolen base on Aug. 25 against Texas was his first since Aug. 3, 2015 against Seattle...had another stolen base two days later against Arizona...was ejected from a game for the fourth time in his career Aug. 14 at Los Angeles (NL) after exchanging words with Dodgers outfielder Yaisel Puig in the bottom of the 7th inning...ejected again on Sept. 7 at Milwaukee for arguing balls and strikes...started 23 of the Giants final 30 games behind the plate after Buster Posey had season-ending surgery on Aug. 27...hit .247 with one home run and one RBI in 25 games total over that stretch...batted .178 in 18 games in August, which was his lowest single month average

since he hit .131 in 21 games in May of 2013...hit .333 over a 13-game stretch from Sept. 3 to 21... homered Sept. 28 against Los Angeles (NL) to snap a career-high tying 36-game homerless streak (also Sept. 7, 2016-May 26, 2017 and April 21-June 25, 2014).

## CAREER

**2017**—Hit .244 with 23 doubles, nine home runs and 35 in 101 games in his first season with San Francisco...was named the 2017 Willie Mac award winner...was the eighth player to win the “Willie Mac Award” in his first year with the Giants...appeared in 101 games (65 starts at catcher)...32 of his 70 hits were extra-bases (23 doubles and nine home runs)...runners were 13-for-36 (26.5%) on stolen base attempts against him...recorded the fifth game-ending hit of his career on July 22 vs. San Diego, hitting a game-winning single in the 12th inning to give the Giants a 5-4 win...slugged his second career walk-off home run on Sept. 2 vs. St. Louis in 10th inning.

**2016**—Played in 83 games and recorded a career-high 48 RBI with Colorado...hit 10 home runs for the second consecutive season, the first time in his career he has hit double-digit home runs in consecutive seasons...hit his first career grand slam Sept. 2 vs. Arizona off Silvino Bracho...was on the disabled list twice: from April 16 to 25 with a concussion and May 6 to June 3 with a strained left oblique.

**2015**—Batted a career-best .301 in 103 games as the Colorado Rockies’ starting catcher...ranked second among National League catchers in batting...hit nine of his 10 home runs off right-handed pitchers...had a career-high 13-game hitting streak from April 20 to May 20 (18-for-44, .409)...was placed on the 60-day disabled list on Sept. 11 with a cervical strain and did not play again that season.

**2014**—Acquired by Baltimore in exchange for left-handed pitcher Troy Patton on May 24 and played 50 games for the Orioles...made his first start for Baltimore May 26 at Milwaukee and collected a game-winning RBI single in the 10th inning.

**2013**—Played in a career-high 114 games with San Diego and hit a career-high 13 home runs...started a career-high 102 games behind the plate and recorded a 23.6 % (25-for-106) caught stealing rate...his 13 home runs were the most by a Padres catcher since Mike Piazza had 22 in 2006, the franchise record for home runs in a season by a catcher.

**2012**—Began the season with the Padres, hitting .166 over his first 53 games before being optioned to Triple-A Tucson June 30...in 13 games with Tucson, he hit .190, missing time due to a stint on the seven-day disabled list due to a strained hamstring...was recalled from Tucson Aug. 9 and went hitless in 11 at-bats before being placed on the 15-day disabled list with a bruised right knee Aug. 17 retroactive to Aug. 16, missing the remainder of the season.

**2011**—Had two stints on the disabled list, from May 6-June 7 with a strained right oblique and again from July 6-Aug. 11 with a strained right elbow, which required an arthroscopic procedure...was named National League Player of the Week, Aug. 21.

**2010**—In his second full Major League season he started 73 games behind the plate and posted a 3.70 catchers ERA, ranking sixth in the National League...combined with Yorvit Torrealba to tie for the fourth-fewest stolen bases allowed by a NL team (79).

**2009**—Was hit on his left wrist June 9 and played in two games following the injury before being placed on the disabled list June 19 (retroactive to June 18) with a left wrist contusion.

**2008**—Made his Major League debut July 4 at Arizona and recorded his first hit in the Padres’ 5-1 win, a single...hit his first ML home run July 26 at Pittsburgh off Franquelis Osoria.

**2007**—Finished fourth in the Texas League in home runs and fifth in slugging percentage with Double-A San Antonio...was named the Padres No. 8 prospect by *Baseball America* entering the season.

**2006**—Split the season between Single-A Fort Wayne and Single-A Advanced Lake Elsinore...hit .406 with eight home runs and 22 RBI during a season-high 18-game hitting streak from May 28 to July 1, and was named the Midwest League Batter of the Week for June 12-18...was named the Padres No. 9 prospect and best defensive catcher by *Baseball America* entering the season.

**2005**—Combined to hit .245 with seven home runs and 27 RBI in 53 games in his professional debut with Short-Season Single-A Eugene and Single-A Fort Wayne.

## PERSONAL/MISCELLANEOUS

Nicholas John Hundley was originally signed by Padres scout Dave Lottsfeldt...graduated from Lake Washington High School (Redmond, WA) in 2002 and was named Oregon State Player of the Year...also played football until his senior year when he focused on baseball...was drafted by the Marlins in the fifth round but opted to attend the University of Arizona...his father, Tim, was a longtime college football coach and is in the NAIA Hall of Fame.

## LIFETIME PLAYING RECORD

Year	Club	AVG.	G	AB	R	H	2B	3B	HR	RBI	SH	SF	HP	BB	SO	SB	CS	SLG	OBP	E
2005	Eugene	.250	43	148	30	37	7	1	7	22	0	1	2	33	35	1	0	.453	.391	7
	Fort Wayne	.222	10	36	2	8	2	0	0	5	0	1	1	4	9	0	0	.278	.310	2
2006	Fort Wayne	.274	57	215	29	59	19	0	8	44	0	4	4	25	45	1	1	.474	.355	5
	Lake Elsinore	.278	47	176	18	49	13	0	3	23	1	1	2	20	44	1	1	.403	.357	9
2007	San Antonio	.247	101	373	55	92	23	1	20	72	2	3	2	42	74	0	2	.475	.324	9
2008	Portland	.232	58	224	33	52	13	0	12	39	1	1	0	17	44	0	0	.451	.285	5
	SAN DIEGO	.237	60	198	21	47	7	1	5	24	0	5	2	11	52	0	0	.359	.278	4
2009	Portland	.250	5	16	2	4	1	0	1	2	0	0	0	2	4	0	0	.500	.333	0
	SAN DIEGO	.238	78	256	23	61	15	2	8	30	1	3	1	28	76	5	1	.406	.313	6
2010	SAN DIEGO	.249	85	273	33	68	18	2	8	43	2	6	1	25	66	0	5	.418	.308	4
2011	Tucson	.273	4	11	3	3	2	0	1	5	0	0	0	2	2	0	0	.727	.385	0
	San Antonio	.174	7	23	1	4	0	0	0	1	0	0	0	6	10	0	0	.174	.345	1
2012	SAN DIEGO	.288	82	281	34	81	16	5	9	29	0	1	4	22	74	1	1	.477	.347	6
	Tucson	.190	13	42	4	8	1	1	0	7	0	1	0	4	9	0	1	.262	.255	3
2013	SAN DIEGO	.157	58	204	14	32	7	1	3	22	1	3	2	15	56	0	3	.245	.219	4
	SAN DIEGO	.233	114	373	35	87	19	0	13	44	1	3	5	26	98	1	0	.389	.290	10
2014	SAN DIEGO	.271	33	59	1	16	3	0	1	3	0	0	0	13	0	0	0	.373	.271	0
	BALTIMORE	.233	50	159	17	37	4	0	5	19	2	3	0	10	50	1	0	.352	.273	2
2015	COLORADO	.301	103	366	45	110	21	5	10	43	0	1	1	21	76	5	6	.467	.339	5
	Albuquerque	.182	4	11	0	2	1	0	0	3	0	0	0	2	6	0	0	.273	.308	1
2016	COLORADO	.260	83	289	30	75	20	1	10	48	1	1	1	25	65	0	0	.439	.320	7
	SAN FRANCISCO	.244	101	287	27	70	23	0	9	35	2	2	0	12	81	0	0	.418	.272	7
2018	SAN FRANCISCO	.241	96	282	34	68	13	2	10	31	0	0	1	22	85	2	1	.408	.298	6
AL Totals		.233	50	159	17	37	4	0	5	19	2	3	0	10	50	1	0	.352	.273	2
NL Totals		.249	893	2868	297	715	162	19	86	352	8	25	18	207	742	14	17	.409	.301	59
ML Totals		.248	943	3027	314	752	166	19	91	371	10	28	18	217	792	15	17	.406	.300	61

## CAREER TRANSACTIONS

**2002** — Selected by the Florida Marlins in the fifth round of the First-Year Player Draft, did not sign. **2005** — Selected by the San Diego Padres in the second round of the First-Year Player Draft. **2009** — On the disabled list, June 18 to August 11; included rehabilitation assignment to Portland, August 5 to 11. **2011** — On the disabled list, May 5 to June 7; included rehabilitation assignment to Tucson, June 4 to 7. On the disabled list, July 6 to August 11; included rehabilitation assignment to San Antonio, August 2 to 11. **2012** — On the disabled list, August 16 to November 1. **2013** — On the paternity list, August 15 to 16. **2014** — Traded to the Baltimore Orioles with cash for pitcher Troy Patton, May 24. Elected free agency, November 1. **2015** — Signed by the Colorado Rockies, January 5. On the disabled list, September 11 to November 5. **2016** — On the concussion list, April 14 to 24; included rehabilitation assignment to Albuquerque, April 23 to 24. On the disabled list, May 4 to June 2; included rehabilitation assignment to Albuquerque, June 2. Elected free agency, November 3. **2017** — Signed by the San Francisco Giants, January 24. Elected free agency, November 2; re-signed by San Francisco, Dec. 20. **2018** — Elected free agency, October 29. **2019** — Signed by the Oakland Athletics to a minor league contract, February 11.

## DIVISION SERIES RECORD

Year	Club/Opp.	AVG.	G	AB	R	H	2B	3B	HR	RBI	SH	SF	HP	BB	SO	SB	CS	SLG	OBP	E
2014	BAL vs. DET	.000	3	8	0	0	0	0	0	1	0	0	0	0	2	0	0	.000	.000	0

## LEAGUE CHAMPIONSHIP SERIES RECORD

Year	Club/Opp.	AVG.	G	AB	R	H	2B	3B	HR	RBI	SH	SF	HP	BB	SO	SB	CS	SLG	OBP	E
2014	BAL vs. KC	.143	2	7	0	1	0	0	0	0	0	0	0	0	1	0	0	.143	.143	0

## HUNDLEY'S CAREER HIGHS

**Hits:** 4 (six times), last: May 2, 2018 vs. San Diego

**Home Runs:** 1 (91 times), last: September 29, 2018 vs. Los Angeles (NL)

**Runs Batted In:** 4 (five times), last: June 9, 2018 at Washington

**Stolen Bases:** 1 (15 times), last: August 27, 2018 vs. Arizona

**Hitting Streak:** 13, April 20 to May 12, 2015

**Hitless Streak (At Bats):** 26, June 25, 2012 to April 3, 2013

**Game Ending RBI:** 10, April 30, 2018 vs. San Diego (single); September 2, 2017 vs. St. Louis (home run); July 22, 2017 vs. San Diego (single); July 11, 2014 vs. New York-AL (single); August 25, 2013 vs. Chicago-NL (single); April 27, 2013 vs. San Francisco (error/attempted force out); June 11, 2010 vs. Seattle (sacrifice fly); May 30, 2010 vs. Washington (single); September 12, 2009 vs. Colorado (walk); May 16, 2009 vs. Cincinnati (home run)

**Grand Slams:** 1, September 2, 2016 vs. Arizona (Silvino Bracho)

**Pinch-Hit Home Runs:** 2, June 4, 2018 vs. Arizona (T.J. McFarland); September 3, 2010 vs. Colorado (Sam Deduno)

**Inside-The-Park Home Runs:** None

**Lead Off Home Runs:** None

**INFIELDER****Height/Weight:** 6-0 / 185**Bats/Throws:** Left / Right**Birthdate:** October 28, 1988**Opening Day Age:** 30**Birthplace/Resides:** Nashville, Tennessee / Franklin, Tennessee**Major League Service:** 66 days**Obtained:** Selected in the minor league portion of the Rule 5 draft, December 13, 2018**Contract Status:** First year of a one-year contract through 2019**NON-ROSTER INVITEE****CAREER HIGHLIGHTS**

Has played in 16 games in two seasons in the majors with the Yankees (2013) and Orioles (2018) and is a .208 (5-for-24) hitter with three RBI...has a .285 (1104-for-3874) average, 70 home runs and 502 RBI in 1054 games over 11 seasons in the majors with four different organizations (Yankees, Braves, Orioles, Nationals)...was named to the Eastern League Postseason All-Star team in 2018 and the South Atlantic Postseason All-Star team in 2009...earned Midseason All-Star honors in 2018 (Eastern League), 2011 (Eastern League) and 2010 (Florida State League)...played for Phoenix in the Arizona Fall League in 2011.

**2018 HIGHLIGHTS**

Spent most of the season with Double-A Bowie of the Eastern League but also had two stints with Baltimore...was 4-for-18 (.222) with a double and three RBI in 14 games with the Orioles in his first Major League action since 2013...all 19 of his plate appearances came against right-handed pitchers and he now has 26 career plate appearances, all against righties...appeared in five games at first base and two at second base...started three games (two at first base, one at designated hitter)...was also 1-for-7 (.143) with a walk, three RBI and three strikeouts as a pinch hitter...was selected by the Orioles on June 15 and went 1-for-9 (.111) with a walk and RBI in four games, including two starts at second base, before he was optioned back to Bowie June 20...played in a game with his brother, Caleb, for the first time on June 19 at Washington...pinch hit in the sixth inning and collected his first career RBI when he grounded into a fielders choice with the bases loaded, forcing his brother out at second base...was designated for assignment June 29 and outrighted off the 40-man roster July 1 but returned to Baltimore Sept. 7...went 3-for-9 (.333) with a double and two RBI in 10 games in September...pinch hit for his brother on Sept. 11 against Oakland (line out) and Sept. 18 against Toronto (ground out).

**BOWIE:** Batted .312 with 17 home runs and 68 RBI in 122 games with Bowie...was named to the Eastern League Postseason All-Star team as he ranked second in the league in slugging (.497) and OPS (.878), third in batting, hits (143) and total bases (228), fourth in extra base hits (49), fifth in on-base percentage (.381), tied for fifth in doubles (30), tied for sixth in runs (73), tied for seventh in home runs and ninth in RBI...was also a Midseason All-Star...had career highs in home runs, RBI, hits, slugging and OPS and equaled his best in stolen bases (8) and on-base percentage...walked 52 times and struck out just 43 times and finished with more walks than strikeouts for the first time in his career...his average of 12.16 plate appearances per strikeout was the best in the EL...was named an Orioles Organization All-Star by milb.com after ranking third in the Baltimore farm system in batting, tied for third in home runs and fifth in RBI...batted .331 (118-for-356) with 16 of his 17 home run against right-handed pitching, .243 (25-for-103) against left-handers...had a .950 OPS against righties, .624 against lefties...hit .353 with runners in scoring position...appeared in 52 games at second base, 21 at first base and two at third base...committed just two errors, both as a second baseman where he had a .990 fielding percentage...also hit .322 in 46 games as the designated hitter and was 1-for-3 (.333) as a pinch hitter...batted in every spot in the order except fifth, including 59 games hitting second and 50 in the three spot...hit .353 over his first five games but an 0-for-4 performance on April 11 dropped his average to .286...had two hits the next day to improve to .320 and his average would not dip below .305 the rest of the year...went 5-for-6 with a double, home run and five RBI in a 15-6, 10-inning

win at Harrisburg on April 14...the hits and RBI were season highs...batted .333 in 20 games in the month of April and struck out just three times in 85 plate appearances...then hit .352 in 27 games in May...had back-to-back two double games on May 27 and 28 at Binghamton...was batting .336 with eight home runs and 34 RBI in 59 games when he was promoted to Baltimore June 15...then hit .289 with nine home runs and 34 RBI in 63 games following his return on June 22...hit safely in a season-high eight consecutive games from July 7 to 17 (10-for-32, .313)...batted .276 in 26 games in July, which was his lowest single month average of 2018...matched his season-high by hitting safely in each of his final eight games beginning Aug. 25 (11-for-34, .324).

## CAREER

**2017**—Began the year at Triple-A Syracuse in the Washington Nationals organization and was batting .231 with no home runs and 13 RBI in 34 games when he was transferred to Double-A Harrisburg May 31...hit .299 with seven home runs and 27 RBI in 55 games with the Senators and combined for a .275 average, seven home runs and 40 RBI in 89 games overall...batted .299 with all seven of his home runs and 38 of his 40 RBI against right-handed pitchers compared to .164 against left-handers...hit .311 with runners in scoring position, including .344 with RISP and two outs...committed four errors in 59 games as a second baseman for a .986 fielding percentage...also appeared in one game at first base and one in left field...hit .233 in 20 games as the designated hitter and was 0-for-5 with a walk as a pinch hitter...hit in every spot in the order except first, third and fourth and saw his most action with 44 games batting second...had his first of two four-hit games April 30 at Norfolk (also June 9 vs. Binghamton)...finished April with a .327 batting average in 15 games...was transferred to Harrisburg May 31 and batted .310 in 12 games in June before going on the disabled list June 17 with a right finger contusion...was reinstated from the DL June 30 and went 11-for-30 (.367) over his first eight games following his return...had a season-high 11-game hitting streak from July 29 to Aug. 24 (19-for-47, .404)...missed a little over a week during the streak when he was on the disabled list from Aug. 7 to 14 with muscle spasms in his back...had his lone two-homer game of the season and scored a season-high four runs Aug. 16 against Richmond...hit .339 in 17 games in August.

**2016**—In his second season in Baltimore's system, hit .315 with 19 doubles, two triples, eight homers, 46 RBI, 32 walks, five stolen bases and 46 runs scored in 107 games between Double-A Bowie and Triple-A Norfolk...was named an Organization All-Star by milb.com...his .315 batting average was a career best, while his 117 hits were his most since 2011 (138) and his .442 slugging percentage was his best since 2012 (.465)...began the season with Bowie before being promoted to Norfolk on May 6...remained with the Tides through the end of the season.

**2015**—Began the season with Double-A Mississippi in the Atlanta Braves organization...signed with the Orioles organization in mid-June...debuted with Double-A Bowie on June 17...named Eastern League Player of the Week on July 26 after batting .417 (10-for-24) with five home runs and eight RBI over that span...logged five multi-hit efforts in nine playoff games (.333, 13-for-39) during Bowie's championship run.

**2014**—Appeared in 70 games with Triple-A Scranton/Wilkes-Barre...ended the season hitting .350 (28-for-80) over 25 games in July and August with six walks and just seven strikeouts...collected hits in 21 of his last 24 games.

**2013**—Made his Major League debut when he was called up as the Yankees' 26th player for the May 13 doubleheader at Cleveland...started the opener at first base (0-for-2, walk) and started the nightcap at second base (1-for-4, run)...recorded his first Major League hit in the top of the seventh inning off Trevor Bauer, hitting a leadoff double that led to a six-run frame...came around to score his first Major League run on a double by Austin Romine two batters later...also played in 47 games with Scranton/Wilkes-Barre.

**2012**—Combined at Double-A Trenton and Scranton/Wilkes-Barre to hit .276 with 29 doubles, two triples, 15 homers, and 62 RBI in 107 games...was named a Yankees Organization All-Star by milb.com...was promoted to Scranton/W-B on June 1...ranked second on the RailRiders in doubles and third in home runs and RBI...combined at both levels to record a .970 fielding percentage (15 errors in 497 total chances), appearing in 95 games defensively (all at second base).

**2011**—Spent the entire season as the primary second baseman for Double-A Trenton...Led all Thunder players in games, hits, doubles, RBI, and walks...named an EL mid-season All-Star and a Yankees organization All-Star by milb.com...recorded a 17-game hitting streak from April 18 to May 6...it was the longest single-season hitting streak by a Thunder player in 2011 and third-longest in the EL...played in 25 games for the Phoenix Desert Dogs of the Arizona Fall League.

**2010**—Combined to hit .283 with 33 doubles, seven triples, six homers and 65 RBI in 129 games between Single-A Tampa and Double-A Trenton...began the season with Tampa, where he was named a Florida State League mid-season All-Star...prior to his promotion to Trenton, led all Tampa batters in average, hits, doubles, and on-base percentage...was promoted to Trenton, Aug. 2... named by Baseball America as the best defensive second baseman among all Single-A players... was named a Yankees Organization All-Star by milb.com.

**2009**—Ranked fifth in the South Atlantic League in batting average...was selected to the SAL's post-season All-Star team as the league's top third baseman...began the season with a 12-game hitting streak...named the SAL Player of the Month for July.

**2008**—Made his professional debut with the Yankees affiliate in the Gulf Coast League...led the team and tied for third in the GCL in doubles...also led all GCL Yankees in runs scored...reached base safely in each of his final 18 games.

### PERSONAL/MISCELLANEOUS

Corban Raymond Joseph was originally signed by Yankees scout D.J. Svihlik...attended Franklin (TN) High School...his older brother Caleb has spent five seasons in the majors with Baltimore (2014-18).

### LIFETIME PLAYING RECORD

Year	Club	AVG.	G	AB	R	H	2B	3B	HR	RBI	SH	SF	HP	BB	SO	SB	CS	SLG	OBP	E
2008	GCL Yankees	.277	49	159	25	44	15	2	2	18	2	1	1	20	24	2	5	.434	.359	8
2009	Charleston	.300	100	380	39	114	17	8	4	57	0	4	3	49	61	8	5	.418	.381	18
2010	Tampa	.302	98	381	52	115	27	3	6	52	1	5	7	43	74	5	8	.436	.378	13
	Trenton	.216	31	111	11	24	6	4	0	13	2	2	0	15	33	1	0	.342	.305	7
2011	Trenton	.277	131	499	75	138	38	8	5	58	3	2	1	59	104	4	3	.415	.353	23
2012	Scranton/W-B	.266	84	327	50	87	25	2	13	56	3	3	0	53	57	0	1	.474	.366	13
	Trenton	.314	23	86	9	27	4	0	2	6	0	1	0	15	13	0	0	.430	.412	2
2013	Scranton/W-B	.239	47	188	30	45	9	0	6	19	0	0	4	21	39	2	0	.383	.329	7
	NEW YORK (AL)	.167	2	6	1	1	1	0	0	0	0	0	0	1	1	0	0	.333	.286	0
2014	Scranton/W-B	.268	70	235	28	63	12	2	4	28	0	2	0	19	31	0	1	.387	.320	4
2015	Mississippi	.268	40	123	11	33	4	0	0	20	1	0	1	11	12	1	3	.301	.333	5
	Bowie	.280	63	246	31	69	14	1	6	21	3	1	1	12	24	2	3	.419	.315	7
2016	Bowie	.349	22	86	10	30	5	1	1	12	1	1	1	6	9	1	1	.465	.394	3
	Norfolk	.305	85	285	36	87	14	1	7	34	1	1	0	26	32	4	0	.435	.362	7
2017	Syracuse	.231	34	108	8	25	7	0	0	13	0	1	0	8	15	1	1	.296	.282	1
	Harrisburg	.299	55	201	28	60	10	0	7	27	2	3	1	19	23	0	4	.453	.357	3
2018	Bowie	.312	122	459	73	143	30	2	17	68	3	6	3	52	43	8	2	.497	.381	2
	BALTIMORE	.222	14	18	1	4	1	0	0	3	0	0	0	1	5	0	0	.278	.263	0
<b>ML Totals</b>		<b>.208</b>	<b>16</b>	<b>24</b>	<b>2</b>	<b>5</b>	<b>2</b>	<b>0</b>	<b>0</b>	<b>3</b>	<b>0</b>	<b>0</b>	<b>0</b>	<b>2</b>	<b>6</b>	<b>0</b>	<b>0</b>	<b>.292</b>	<b>.269</b>	<b>0</b>
<b>Minor League Totals</b>		<b>.285</b>	<b>1054</b>	<b>3874</b>	<b>516</b>	<b>1104</b>	<b>237</b>	<b>34</b>	<b>80</b>	<b>502</b>	<b>22</b>	<b>33</b>	<b>23</b>	<b>428</b>	<b>594</b>	<b>39</b>	<b>37</b>	<b>.426</b>	<b>.357</b>	<b>123</b>

### CAREER TRANSACTIONS

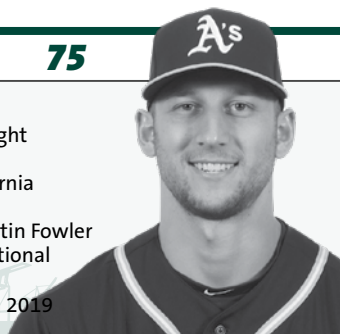
**2008** — Selected by the New York Yankees organization in the 4th round of the First-Year Player Draft. **2013** — On the disabled list, September 6 to November 3. **2014** — Released, August 27; signed by the Atlanta Braves to a minor league contract, November 19. **2015** — Released, June 2; signed by the Baltimore Orioles to a minor league contract, June 15. **2016** — Elected free agency, November 7; signed by the Washington Nationals to a minor league contract, November 19. **2017** — Elected free agency, November 6. **2018** — Signed by the Baltimore Orioles to a minor league contract, February 14. Elected free agency, October 31; re-signed by Baltimore to a minor league contract, November 5. Selected by the Oakland Athletics in the minor league portion of the Rule 5 draft, December 13.



Hits: 1 (five times), last: September 28, 2018 vs. Houston  
 Home Runs: None  
 Runs Batted In: 2, September 14, 2018 vs. Chicago (AL)  
 Stolen Bases: None  
 Hitting Streak: 2 (twice), last: September 24 to 28, 2018  
 Hitless Streak (At Bats): 10, June 15 to September 11, 2018  
 Game Ending RBI: None  
 Grand Slams: None  
 Pinch-Hit Home Runs: None  
 Inside-The-Park Home Runs: None  
 Lead Off Home Runs: None

RECENT NON-ROSTER INVITEES TO PLAY FOR OAKLAND

- |  |  |
|--|--|
| <p>2018: Jeremy Bleich, Nick Martini<br/>                 2017: Michael Brady, Simon Castro, Jaff Decker, Ryan Lavarney, Josh Smith, Cesar Valdez<br/>                 2016: Matt McBride, Patrick Schuster, Chris Smith, Eric Surkamp<br/>                 2015: Carson Blair, Jason Pridie, Pat Venditte, Barry Zito<br/>                 2014: Sam Fuld<br/>                 2013: Luke Montz<br/>                 2012: Jim Miller, Brandon Moss, Evan Scribner<br/>                 2011: Andy LaRoche, Jai Miller<br/>                 2010: Cedrick Bowers<br/>                 2009: Kevin Cameron, Matt Carson<br/>                 2008: Brooks Conrad, Kirk Saarloos, Mike Sweeney<br/>                 2007: J.J. Furmaniak, Erasmo Ramirez<br/>                 2006: Doug Clark, Randy Keisler<br/>                 2005: Hiram Bocachica, Jermaine Clark, Britt Reames<br/>                 2004: Ramon Castro<br/>                 2003: Mike Edwards, Ron Gant, David McCarty, Adam</p> | <p>Melhuse<br/>                 2002: Jose Flores, Larry Sutton<br/>                 2001: Andy Abad, Erik Hiljus, Robin Jennings, Tom Wilson<br/>                 2000: Jon Ratliff, Rich Sauveur, Jeff Tam<br/>                 1999: John Jaha, Kevin Jarvis<br/>                 1998: Jim Dougherty, Gil Heredia, Kevin Mitchell, Jack Voigt<br/>                 1997: Patrick Lennon, Richie Lewis, Dave Magadan, Mike Oquist<br/>                 1996: Rafael Bournigal, Paul Fletcher, Buddy Groom, Torey Lovullo, Matt Stairs, Dave Telgheder<br/>                 1994: Geronimo Berroa, Steve Ontiveros, Ed Vosberg<br/>                 1993: Dale Sveum, Curt Young<br/>                 1992: Rich Gossage, Mike Kingery, Jeff Parrett<br/>                 1991: Brad Komminsk<br/>                 1989: Chris Bando, Billy Beane, Bill Dawley, Brian Snider</p> |
|--|--|
- Note: List only includes players not with the A's organization the previous year*



**RIGHT-HANDED PITCHER**

**Height/Weight:** 6-3 / 210

**Birthdate:** March 2, 1994

**Birthplace/Resides:** Laguna Hills, California / Tustin, California

**Major League Service:** None

**Obtained:** Acquired from the New York Yankees with Dustin Fowler and Jorge Mateo for Sonny Gray and \$1.5 million international bonus slot cash, July 31, 2017

**Contract Status:** First year of a one-year contract through 2019

**CAREER HIGHLIGHTS**

Was the New York Yankees first round draft pick in 2015 but has pitched in just eight games since then...is 2-2 with a 2.45 ERA (8 er in 29.1 ip) in those eight appearances, including six starts...has 36 strikeouts and 29.1 innings and has surrendered just one home run...made just three starts in 2016 before missing the remainder of the season with an inflamed right elbow...however, pitched for Scottsdale in the Arizona Fall League following the season...had "Tommy John" surgery April 18, 2017 and has not pitched the last two years...was traded to the A's July 31, 2017...was rated by *Baseball America* as the Yankees No. 4 prospect following the 2015 season and No. 5 following 2016...was the A's No. 8 prospect after the 2017 season.

**2018 HIGHLIGHTS**

Missed the entire season for the second consecutive year as he continued his comeback from April 18, 2017 "Tommy John" surgery.

**CAREER**

**2017**—Was a non-roster invitee with the Yankees and picked up the win in his only spring training appearance (2.0 ip, 1 bb, 3 so)...began the regular season on the Tampa disabled list with a strained right elbow...underwent UCL reconstruction surgery April 18 and missed the remainder of the season...was traded to the A's organization with Dustin Fowler and Jorge Mateo for Sonny Gray and \$1.5 million international bonus slot cash on July 31...was ranked by *Baseball America* as the No. 8 prospect in the Athletics organization following the season.

**2016**—Made three starts with Single-A Tampa, going 2-1 with a 1.50 ERA...recorded a career-high nine strikeouts in both wins: April 11 vs. Bradenton (5.0 ip, 3 h, 1 er, 0 bb) and April 21 vs. Dunedin (6.0 ip, 4 h, 2 er, 1 bb)...was placed on the disabled April 22 with an inflamed right elbow and did not pitch the rest of the year...pitched for Scottsdale in the Arizona Fall League following the season and posted a 2-3 record with a 4.33 ERA in seven starts...held AFL batters to a .218 batting average...was ranked by *Baseball America* as the No. 5 prospect in the Yankees organization and as having the organization's "Best Curveball".

**2015**—In his professional debut, combined with the GCL Yankees 2 and short-season Single-A Staten Island to go 0-1 with a 3.97 ERA in five games (three starts)...made two relief appearances for the GCL Yankees 2 (2.1 ip, 2 h, 4 r, 3 er, 2 bb, 2 so) before he was transferred to Staten Island on Aug. 19...went 0-1 with a 2.00 ERA in three starts for Staten Island...also made two postseason starts for the club, posting a 0.73 ERA (12.1 ip, 7 h, 1 er, 2 bb, 10 so)...was ranked by *Baseball America* as the No. 4 prospect in the Yankees organization following the season.

**PERSONAL/MISCELLANEOUS**

James Douglas Kaprielian...graduated from Beckham HS (Calif.) in 2012 and was 33-3 with a 0.96 ERA and 250 strikeouts in three seasons...threw two no-hitters as a senior in 2012 en route to being selected to the USA Today and Louisville Slugger All-America First Teams...was also named the Pacific Coast League Athlete of the Year...attended UCLA where he was 17-10 with a 2.06 ERA in 66 games, including 31 starts, over three seasons (2013-15)...finished his career fifth all-time at UCLA in career ERA and sixth in career strikeouts (275)...led the Pac-12 in strikeouts and was an All-Pac-12 First Team selection as both a sophomore and junior (2014-15)...as a junior, earned

Collegiate Baseball All-America Second Team and Perfect Game All-America Third Team honors... was a 2013 Louisville Slugger/Collegiate Baseball Freshman All-American.

### LIFETIME PITCHING RECORD

Year	Club	W	L	ERA	G	GS	CG	SHO	SV	IP	H	R	ER	HR	HB	BB	IBB	SO	WP	BK	
2015	GCL Yankees 2	0	0	11.57	2	0	0	0	0	2.1	2	4	3	0	0	2	0	2	1	0	
	Staten Island	0	1	2.00	3	3	0	0	0	9.0	8	2	2	0	0	2	0	12	0	0	
2016	Tampa	2	1	1.50	3	3	0	0	0	18.0	8	6	3	1	0	3	0	22	1	0	
2017																					
2018																					
<b>Minor League Totals</b>		<b>2</b>	<b>2</b>	<b>2.45</b>	<b>8</b>	<b>6</b>	<b>0</b>	<b>0</b>	<b>0</b>	<b>29.1</b>	<b>18</b>	<b>12</b>	<b>8</b>	<b>1</b>	<b>0</b>	<b>7</b>	<b>0</b>	<b>36</b>	<b>2</b>	<b>0</b>	

### CAREER TRANSACTIONS

**2012** — Selected by the Seattle Mariners organization in the 40th round of the First-Year Player Draft; did not sign. **2015** — Selected by the New York Yankees organization in the 1st round (16th selection overall) of the First-Year Player Draft. **2017** — Traded to the Oakland Athletics with outfielders Dustin Fowler and Jorge Mateo for pitcher Sonny Gray and \$1.5 million international bonus slot cash, July 31.

**LEFT-HANDED PITCHER****Height/Weight:** 6-0 / 175**Bats/Throws:** Left / Left**Birthdate:** June 7, 1989**Opening Day Age:** 29**Birthplace/Resides:** Louisville, Kentucky / LaGrange, Kentucky**Major League Service:** 114 days**Obtained:** Signed to a minor league contract, May 3, 2018**Contract Status:** First year of a one-year contract through 2019**NON-ROSTER INVITEE****CAREER HIGHLIGHTS**

Pitched in four games for Oakland in 2018 after making his Major League debut with 26 games with St. Louis in 2016...has no decisions and a 6.38 ERA in 30 career appearances...is also 31-20 with 48 saves and a 2.93 ERA (155 er in 476.2 ip) in 359 games, including three starts, in nine seasons in the minors...has walked just 82 batters in 476.2 innings, an average of 1.55 per nine innings...has surrendered 32 home runs (0.60 per nine innings)...pitched for Salt River in the Arizona Fall League in 2013 and Surprise in 2015...was named a Cardinals organizational All-Star by mlb.com in 2012.

**2018 HIGHLIGHTS**

Began the season at Double-A Pensacola in the Cincinnati Reds organization but finished it in the majors with Oakland...was selected from Triple-A Nashville Sept. 1 and allowed four runs in 2.0 innings over four relief appearances with the A's (18.00 ERA)...opponents were 7-for-12 (.583) with a walk (.615 on-base percentage), two doubles and a home run (1.000 slugging percentage)...left-handed hitters were 1-for-3 (.333), right-hander 6-for-9 (.667)...allowed 1-for-2 (50.0%) inherited runners to score...first batters faced were 4-for-4 with two doubles...allowed a single to the only batter he faced Sept. 4 against New York (AL)...it was his first outing in the majors since Oct. 2, 2016 against Pittsburgh...combined for an 8-1 record, three saves and a 3.39 ERA in 45 minor league appearances, including one start, with three teams...the eight wins were a career high and tied for seventh in the A's farm system...walked just eight batters in 58.1 innings, an average of 1.23 per nine innings...struck out 51 for a strikeout-to-walk ratio of 6.38...allowed a .279 opponents batting average, which broke down to .184 (18-for-98) against left-handed hitters compared to .348 (47-for-135) against right-handers...yielded three of his four home runs with runners on base...opponents hit .242 with runners in scoring position, including .207 with RISP and two outs...converted 3-of-4 (75.0%) save opportunities...allowed 6-of-23 (26.1%) inherited runners to score...combined for a 6.33 ERA in the sixth and seventh innings...had a 1.82 ERA from the eighth inning on.

**MINORS:** Began the season at Pensacola and had a 1.13 ERA and .233 opponents batting average in eight relief appearances before he was released on April 26...the only run came in his final outing April 25 against Birmingham, snapping a season-opening 7.2-inning scoreless streak...signed a minor league contract with the A's May 3 and was assigned to Double-A Midland...converted all three of his save opportunities in five appearances with the RockHounds and had a 3.18 ERA and .348 opponents batting average in five games when he was promoted to Triple-A Nashville May 19...went 8-1 with a 3.83 ERA in 32 games, including one start, with the Sounds...did not walk a batter in his first 17 games (20.1 innings)...had a 1.59 ERA over his first seven games at Triple-A...then allowed a season-high four runs on a season-high tying four hits and did not retire a batter on June 11 against Tacoma...compiled a 2.11 ERA over an 18-game stretch from June 23 to Aug. 19...finished June with a 4-0 record but had a 6.08 ERA and .350 opponents batting average in 10 appearances...made his only start of the season July 13 at Iowa...struck out a season-high four batters in a season-high tying 3.0 innings...it was one of five outings of 3.0 innings...also issued two walks, his only outing with more than one walk...tossed 3.0 innings in each of his next two outings on July 17 against Omaha and July 21 in the second game of a doubleheader against Oklahoma City...did not allow a home run over his first 31 games (37.0 innings)...then allowed all

four of his home runs over a 12-game stretch from July 17 to Aug. 22 (16.1 innings)...won each of his first eight decisions with Nashville before he was charged with his only loss in his final outing on Aug. 29 at New Orleans.

## CAREER

**2017**—Spent the entire season at Triple-A Tacoma in the Seattle organization and was 3-3 with three saves and a 4.47 ERA in 49 relief appearances...surrendered just three home runs in 44.1 innings, an average of 0.61 per nine innings...issued a career-high 19 walks and matched his high by allowing 27 runs...tied for sixth in the Pacific Coast League in games pitched...had a .290 opponents batting average, which broke down to .227 against left-handed hitters compared to .384 against right-handers...surrendered two of his three home runs and issued 12 of his 17 walks to lefties...all three of the home runs came with runners on base...allowed a .317 batting average with runners in scoring position...yielded a .206 batting average to hitters leading off an inning...compiled a 3.80 ERA in 21 games on the road compared to a 5.09 ERA in 28 games at home...allowed 9-of-29 (31.0%) inherited runners to score...did not allow a run in eight games in April (5.1 ip) and began the season with a 5.2-inning scoreless streak...had a 0.93 ERA over his first 13 games through May 13...tossed a season-high 2.0 innings in three consecutive outings on June 2 and 4 at Fresno and June 7 against Reno...was on the disabled list from July 22 to 29 with a strained left oblique...compiled a 1.46 ERA in 11 games following his return before his season ended Aug. 31 when he was placed on the DL a second time with a concussion...struck out a season-high three batters Aug. 6 against Memphis and Aug. 22 against El Paso...matched his season-high with 2.0 scoreless innings Aug. 14 against Reno.

**2016**—Made his Major League debut with St. Louis and had no decisions and a 5.32 ERA in 26 relief appearances over five stints with the Cardinals...issued seven walks in 22.0 innings but four were intentional...allowed a .273 opponents batting average, which broke down to .209 against left-handed hitters compared to .333 against right-handers...first batters faced were 6-for-24 (.250) with a walk...allowed 11-of-16 (68.8%) inherited runners to score...was recalled for the first time May 13 and made his debut the next day at Los Angeles (NL), allowing one run on one hit in 1.2 innings...struck out the first batter he faced (Joc Pederson) and finished with a career-high four strikeouts...tossed a career-high 2.0 innings May 24 against Chicago (NL) but allowed a career-high four runs on a career-high four hits...had a 5.73 ERA in 11 appearances when he was optioned back to Triple-A Memphis June 18...returned July 20 as the 26th man for a doubleheader but did not pitch...also had stints from July 26 to Aug. 1, Aug. 3 to 4 and Aug. 29 through the end of the season...went 6-1 with two saves and a 2.08 ERA in 29 appearances with Memphis...tied for second among Pacific Coast League relievers in wins...yielded just two home runs in 34.2 innings (0.52 per nine innings)...allowed a .252 opponents batting average, including .192 against left-handed hitters compared to .293 against right-handers...yielded a .207 average to batters leading off an inning...allowed 7-of-19 (36.8%) inherited runners to score...went 1-for-2 (.500) as a hitter...did not allow a run in seven games (8.2 ip) in April and began the season with an 11.1-inning scoreless streak...was 3-0 with two saves and a 1.93 ERA in eight games in July.

**2015**—Spent the entire season with Triple-A Memphis, where he went 2-1 with a 2.41 ERA and .285 opponents batting average...made 49 relief appearances and one start...led Memphis and tied for 10th in the Pacific Coast League with 50 appearances...walked just seven batters in 59.2 innings (1.06 per nine innings)...surrendered five home runs, all to right-handed hitters...named to the PCL Midseason All-Star team...led Memphis relievers in innings...went 1-for-4 (.250) as a hitter...logged a 0.96 ERA in eight games in June...made nine relief appearances for Surprise in the Arizona Fall League, going 1-1 with two saves and a 2.93 ERA...struck out 14 in 15.1 innings...led the AFL in WHIP (0.78) and tied for seventh in saves..

**2014**—Began season at Double-A Springfield before he was promoted to Triple-A Memphis May 15...combined to go 2-5 with a 2.90 ERA in 55 appearances...led St. Louis minor leaguers with 55 appearances (tied for 17th in the minors) and a 10.33 strikeout to walk ratio...was seventh among St. Louis minor leaguers with a 1.01 WHIP...led Memphis with 10 holds...was 7-for-8 (87.5%) in save opportunities for Springfield...had 12 consecutive scoreless appearances from May 22 to June 18 for Memphis, covering 19.2 innings.

**2013**—Began the season at Double-A Springfield, but spent time with Single-A Palm Beach (25 games) before returning to Springfield...combined to go 4-5 with 3.43 ERA in 36 appearances...ranked ninth among Cardinals minor league relievers with seven saves...held left-handed batters at Springfield to a .136 batting average with no extra base hits...played for Salt River in Arizona Fall League and made nine relief appearances.

**2012**—Spent the entire season at Single-A Palm Beach and was named a Cardinals organizational All-Star by milb.com...made a team-high 46 relief appearances, which tied for fifth in the Florida State League...led the team with 14 saves, which tied for seventh in FSL and tied for fourth among Cardinals minor league pitchers...led FSL relievers with an average of 0.45 walks per nine innings and tied for fourth with 35 games finished.

**2011**—Appeared in 34 games at Single-A Quad Cities...held left-handed hitters to a .141 batting average with no extra base hits...stranded 19-of-20 inherited runners...was 8-for-8 in save opportunities and tied for sixth among Cardinals minor leaguers in saves...topped Midwest League postseason leaders with four saves and five appearances...had the second best batting average allowed among MWL relievers (.179) and the second fewest baserunners per nine innings (8.05).

**2010**—Made 15 appearances and his first professional season at Rookie Johnson City and Single-A Quad Cities...made one start on Aug. 10 at Peoria (1.0 ip)...struck out season-high five July 21 at Bowling Green...held left-handed hitters to a .148 batting average.

## PERSONAL/MISCELLANEOUS

Dean Allen Kiekhefer...attended Oldham County (KY) High School...played college baseball at the University of Louisville...started the opening game of the 2009 Fullerton NCAA Super Regional against #3 Cal State-Fullerton in 2009 but took the loss...pitched for Wareham Gateman in the Cape Cod League and earned the Francis Tripp Award in 2009 for positive impact to the organization on and off the field.

## LIFETIME PITCHING RECORD

Year	Club	W	L	ERA	G	GS	CG	SHO	SV	IP	H	R	ER	HR	HB	BB	IBB	SO	WP	BK
2010	Johnson City	0	1	6.75	1	0	0	0	0	2.2	2	2	2	0	0	0	0	2	1	0
	Quad Cities	0	0	5.14	14	1	0	0	1	28.0	30	17	16	3	2	9	1	29	2	0
2011	Quad Cities	4	1	1.26	34	0	0	0	8	57.0	35	8	8	1	4	12	0	46	0	0
2012	Palm Beach	2	2	2.24	46	0	0	0	14	60.1	61	23	15	3	1	4	1	41	1	0
2013	Springfield	0	2	3.86	11	0	0	0	0	16.1	20	9	7	1	0	1	0	10	0	0
	PalM Beach	4	3	3.27	25	0	0	0	7	44.0	48	18	16	1	1	8	2	28	0	0
2014	Springfield	0	2	4.30	15	0	0	0	7	14.2	18	10	7	2	0	1	0	10	0	1
	Memphis	2	3	2.54	40	0	0	0	1	56.2	48	17	16	7	3	5	1	52	5	0
2015	Memphis	2	1	2.41	50	1	0	0	2	59.2	68	21	16	5	0	7	1	37	0	0
2016	Memphis	6	1	2.08	29	0	0	0	2	34.2	32	8	8	2	0	8	2	20	0	0
	ST. LOUIS	0	0	5.32	26	0	0	0	0	22.0	24	13	13	2	2	7	4	14	0	0
2017	Tacoma	3	3	4.47	49	0	0	0	3	44.1	53	27	22	3	2	19	2	42	1	0
2018	Pensacola	0	0	1.13	8	0	0	0	0	8.0	7	1	1	0	1	1	0	10	0	0
	Midland	0	0	3.18	5	0	0	0	3	5.2	8	2	2	0	0	1	0	5	1	0
	Nashville	8	1	3.83	32	1	0	0	0	44.2	50	24	19	4	4	6	0	36	1	0
	OAKLAND	0	0	18.00	4	0	0	0	0	2.0	7	4	4	1	0	1	1	1	1	0
<b>AL Totals</b>		<b>0</b>	<b>0</b>	<b>18.00</b>	<b>4</b>	<b>0</b>	<b>0</b>	<b>0</b>	<b>0</b>	<b>2.0</b>	<b>7</b>	<b>4</b>	<b>4</b>	<b>1</b>	<b>0</b>	<b>1</b>	<b>1</b>	<b>1</b>	<b>1</b>	<b>0</b>
<b>NL Totals</b>		<b>0</b>	<b>0</b>	<b>5.32</b>	<b>26</b>	<b>0</b>	<b>0</b>	<b>0</b>	<b>0</b>	<b>22.0</b>	<b>24</b>	<b>13</b>	<b>13</b>	<b>2</b>	<b>2</b>	<b>7</b>	<b>4</b>	<b>14</b>	<b>0</b>	<b>0</b>
<b>ML Totals</b>		<b>0</b>	<b>0</b>	<b>6.38</b>	<b>30</b>	<b>0</b>	<b>0</b>	<b>0</b>	<b>0</b>	<b>24.0</b>	<b>31</b>	<b>17</b>	<b>17</b>	<b>3</b>	<b>2</b>	<b>8</b>	<b>5</b>	<b>15</b>	<b>1</b>	<b>0</b>

## CAREER TRANSACTIONS

**2007** — Selected by the Cleveland Indians organization in the 37th round of the First-Year Player Draft, did not sign. **2010** — Selected by the St. Louis Cardinals organization in the 36th round of the First-Year Player Draft. **2016** — Claimed off waivers by the Seattle Mariners, Nov. 18. **2017** — Elected free agency, Nov. 6. **2018** — Signed by the Cincinnati Reds to a minor league contract, Feb. 13. Released, April 26; signed by the Oakland Athletics to a minor league contract, May 3.

**Low Hit Complete Game:** None  
**Innings Pitched:** 2.0 (twice), last: October 2, 2016 vs. Pittsburgh  
**Strikeouts:** 4, May 14, 2016 at Los Angeles (NL)  
**Pitches:** 44, May 24, 2016 vs. Chicago (NL)  
**Longest Winning Streak:** None  
**Longest Losing Streak:** None  
**Longest Scoreless Streak:** 5.0, June 3 to August 4, 2016

### OAKLAND A'S CONSECUTIVE HITLESS INNINGS

14.0	Sean Manaea, April 15-27, 2018
13.1	Blake Treinen, August 25-September 21, 2018
13.0	John Odom, June 1-7, 1968
11.0	Guillermo Moscoso, September 2-7, 2011
11.0	Ken Holtzman, June 4-8, 1975
11.0	Vida Blue, September 21-26, 1970
11.0	Ed Sprague, May 26-June 13, 1968

**OUTFIELDER****Height/Weight:** 5-11 / 200**Bats/Throws:** Right / Right**Birthdate:** July 15, 1994**Opening Day Age:** 24**Birthplace/Resides:** Santo Domingo, Dominican Republic / Santo Domingo, Dominican Republic**Major League Service:** 59 days**Obtained:** Acquired from Houston for Brandon Bailey, Nov. 20, 2017**Contract Status:** First year of a one-year contract through 2019**CAREER HIGHLIGHTS**

Was originally selected by Houston in the 16th round of the 2014 draft and was traded to the A's following the 2017 season...made his Major League debut with Oakland in 2018 and hit .288 with five home runs and 19 RBI in 48 games...is a 271 (397-for-1466) hitter with 76 doubles, 22 triples, 45 home runs, 199 RBI and 100 stolen bases in 395 games over five seasons in the minors...has appeared in 241 games in right field, 117 in center field and 29 in left field...led all of minor league baseball with a .428 on-base percentage in 2016...was also named to the California League All-Star Team that season...played for Glendale in the Arizona Fall League in 2016.

**2018 HIGHLIGHTS**

Spent the first four months of the season with Triple-A Nashville where he batted .297 with a career-high 14 home runs and 35 RBI in 64 games...was recalled by Oakland Aug. 3 and hit .288 with five home runs and 19 RBI in 48 games with the A's in his Major League debut...started 42 of the A's 52 games in center field following his promotion...had nine outfield assists, which led ML rookies and tied for second in Oakland history by a rookie (11, Mitchell Page in 1977)...they tied for fifth among all American League outfielders...had just 47 games in the outfield and his assists were second most in Athletics history by an outfielder with fewer than 50 games played to Wally Schang, who had 12 in 41 games for the 1915 Philadelphia A's...they matched the most by an ML outfielder with fewer than 50 games over the last 95 years (sixth time, last by Alex Escobar with Cleveland in 42 games in 2004)...all 47 of his defensive appearances came in center field, including 42 starts...was 7-for-8 (87.5%) in stolen base attempts and tied for sixth among AL rookies in steals...did not ground into a double play and his 156 at bats were fourth most in Oakland history among players with no GIDP...they were the most since Jason McDonald had 236 in 1997...hit .297 (33-for-111) with all five of his home runs against right-handed pitchers, .267 (12-for-45) against left-handers...had a .324 batting average with runners in scoring position...batted .322 with four of his five home runs and 16 of his 19 RBI in 28 games at home compared to .246 in 20 games on the road...hit .353 with a .455 on-base percentage and .676 slugging percentage when leading off an inning...batted .309 with all five of his home runs at night...hit .346 over innings 1-6, .173 from the seventh inning on...batted .353 against AL Central teams...slugged four of his five home runs against Texas...struck out in his only pinch hitting appearance...started games at every spot in the order except third and fourth...had his most starts in the eight spot (13) and hit .356 in 16 games overall batting eighth.

**OAKLAND:** Was recalled from Triple-A Nashville Aug. 3 and went 1-for-5 in a start in center field in his Major League debut that night against Detroit...collected his first hit and RBI with a walk-off RBI single off Buck Farmer in the bottom of the 13th inning of the A's 1-0 win...since the RBI became an official stat in 1920, he is the first Athletic with a walk-off RBI for his first ML hit...had an assist that night and the next game against the Tigers to become the first player in Oakland A's history with an outfield assist in each of the first two games of his career...stole the first base of his career and had his first multiple hit game in a 3-for-4 performance in his third game, Aug. 5 against Detroit...hit the first two home runs of his career Aug. 20 against Texas, both off Bartolo Colon (second and sixth inning)...became the 10th player in Athletics history to hit his first two home runs in the same game (last: Chapman on July 15, 2017)...the two-homer game came in his 12th game...the only player in Oakland history with a two-homer game earlier in his career is Mitchell Page who did it in his sixth game in 1977...is the fourth player in Oakland history to hit



his first Major League home run off a pitcher with at least 200 career wins (last: Kurt Abbott off Jack Morris on Sept. 9, 1993)...is 21 years and 52 days younger than Colon...was three months shy of his third birthday when Colon made his ML debut on April 4, 1997...also had a career-high five RBI on the 20th against the Rangers...batted .317 in 23 games in August...collected his second career two-homer game Sept. 7 against Texas...it came in his 29th game and he is the first player in Athletics history with two-multi homer games in his first 29 games...the previous earliest was Jose Canseco, who did it in his 42nd game on April 21, 1986...his first home run that day led off the game, which was the first leadoff home run of his career...matched his season high with three hits on Sept. 12 at Baltimore and then had two assists the next night against the Orioles...had a career-high seven-game hitting streak from Sept. 19 to 25 (11-for-28, .393)...was the A's starting center fielder in the Wild Card game Oct. 3 at New York and went 0-for-3 with a walk.

**NASHVILLE:** Had 31 walks with the Sounds for a .380 on-base percentage...was successful in 11-of-13 (84.6%) stolen base attempts...missed the first seven weeks while on the disabled list and the final five with Oakland...while he was the Sounds (May 21-Aug. 1), he ranked fourth in the Pacific Coast League in hits (73), tied for fourth in runs (44), tied for fifth in home runs and ninth in stolen bases...led the A's farm system in slugging (.524), ranked fifth in on-base percentage and tied for sixth in home runs...combined to hit .233 with five home runs and 16 RBI in 35 games in May and June...then batted .372 with nine home runs and 19 RBI in 29 games in July and August...hit .297 (19-for-64) against left-handed pitchers and .297 (54-for-182) against right-handers...batted .324 with nine of his 15 home runs on the road...had a .336 batting average with runners on base...hit .384 in the sixth inning or later, .250 over innings one through five...appeared in 45 games in right field, 19 in center field and one in left field...had 13 assists, which ranked third among PCL outfielders...batted .350 with a .450 on-base percentage in 26 games batting leadoff...hit second 25 times and batted in every spot in the order except fourth, eighth and ninth...began the season on Nashville's disabled list with a non-displaced fracture of the fifth metacarpal bone on his left hand...was reinstated May 21...went 4-for-5 with three doubles June 13 at El Paso...it was his first of two four-hit games (July 24 at Las Vegas)...had a season-high 11-game hitting streak from July 1 through the first game of a July 13 doubleheader (16-for-42, .381)...struck out in 19 consecutive games from July 3 to 24 (28 strikeouts total)...hit safely in each of his final 11 games at Triple-A beginning July 20 and was 22-for-44 (.500) with 13 runs, four doubles, five home runs, nine RBI and seven multiple hit games over that stretch...had his lone two-steal game July 20 against Oklahoma City...stole the 100th base of his minor league career July 30 at Salt Lake...hit .373 with eight home runs and 18 RBI in 28 games in July...walked 13 times and was hit by a pitch four times for a .450 on-base percentage...slugged .673 and had a 1.122 OPS...led the PCL in runs in July (24), tied for the lead in hits (41), ranked second in home runs and slugging, tied for second in extra base hits (16) and fourth in OPS.

## CAREER

**2017**—Spent his final season in the Houston organization at Double-A Corpus Christi where he batted .227 with 11 home runs and 55 RBI in a career-high 123 games...the batting average was the lowest of his three full minor league seasons as was his .369 slugging percentage and .298 on-base percentage...also had a career-highs 463 at bats...tied for third in the Texas League in triples (6) and ranked fourth in stolen bases (24)...had the fifth lowest batting average among league qualifiers...led TL outfielders in games, assists (16) and double plays (6)...batted .295 against left-handed pitching compared to .209 against right-handers...had an .891 OPS against lefties, .609 against righties...hit .193 with three home runs in 63 games in the first half, .262 with eight home runs in 60 games in the second half...had a .196 average with the bases empty, .268 with runners on...committed four errors in 123 games in the outfield for a .984 fielding percentage...appeared in 95 games in right field and 31 in center field...hit in every spot in the order except ninth...saw his most action hitting first (34) and second (29)...compiled a season-best 10-game hitting streak from April 11 to 22...went 12-for-43 (.279) with nine RBI during the streak...had a 74-game errorless streak from April 23 to July 23...drove in a season-high four runs April 28 against Frisco...was successful in each of his 13 stolen base attempts from May 26 to Aug. 19...had his lone two-steal game of the season June 21 against San Antonio...batted .274 in July, which was his best single-month batting average of the season...was named Texas League Batter of the Week for the week of July 3 to 9...went 14-for-29 (.483) with five doubles, two triples, two home runs and five RBI during the week...collected an extra base hit in five consecutive games

from July 5 to 9...was a perfect 5-for-5 with two doubles, a triple and three RBI July 9 against Arkansas...went 22-for-57 (.386) over his final 15 games...had an RBI in eight consecutive games from Aug. 22 to 31 and batted .484 with five home runs and 12 RBI over that span...collected his lone two-homer game of the season Aug. 23 against Midland...went 4-for-5 Aug. 29 at Frisco.

**2016**—Had a breakout campaign while splitting his season between Double-A Corpus Christi and Single-A Lancaster...combined to hit .319 with 28 doubles, seven triples, 15 home runs, 73 RBI and a .955 OPS...named an Astros Organization All-Star by MiLB.com as a utility player...led all of minor league baseball with a .428 on-base percentage as he drew 70 walks in his 116 games... began the year with Lancaster, where he hit .317 with 19 doubles, 10 home runs, 60 RBI and 33 steals en route to being named a California League All-Star...named Lancaster's Player of the Month for July as he hit .460 with 12 extra-base hits, 15 RBI and a 1.350 OPS in 17 games...also named the California League Player of the Week for the week of July 11-17...hit .652 (15-for-23) with six doubles, two triples, four home runs and 11 RBI in seven games that week...was promoted to Corpus Christi on July 21 and played in 36 games with the Hooks, hitting .323 with five home runs and 10 stolen bases...named Corpus Christi's Player of the Month for August after hitting .318 with 15 runs scored, four doubles, one triple, four homers, six steals and a .944 OPS in 24 games...following the season, was assigned to Glendale in the Arizona Fall League, where he hit .295 with four doubles, eight RBI, four steals and an .817 OPS...got off to a hot start in the AFL as he was named the first AFL Player of the Week for the 2016 season...hit .571 (8-for-14) with two triples, two doubles, three RBI, eight runs scored and three steals in four games that week.

**2015**—Played his entire season with Class A Quad Cities, where he hit .265 with 15 doubles, eight triples, four home runs and 34 RBI in 76 games.

**2014**—Drafted by Houston in the 16th round and signed on June 18...assigned to Rookie Level Greeneville and played in just 16 games in his professional debut...placed on the 60-day DL on July 25 and finished his campaign sidelined.

## PERSONAL/MISCELLANEOUS

Ramón Laureano was originally signed by Astros scout Jim Stevenson...was born in the Dominican Republic but graduated from Upper Rim Christian HS in Dix Hills, NY, in 2012...attended Northeastern Oklahoma A&M for two years (2013-14)...was selected to the Men's Division 1 all-Region 2 team in 2014 after hitting a team-leading .439 with 19 doubles, 13 home runs, 69 RBI and 22 stolen bases...posted a .500 OBP, while recording more walks (21) than strikeouts (18).

## LIFETIME PLAYING RECORD

Year	Club	AVG	G	AB	R	H	2B	3B	HR	RBI	SH	SF	HP	BB	SO	SB	CS	SLG	OBP	E
2014	Greeneville	.189	16	53	8	10	0	0	1	2	1	0	0	7	16	4	0	.245	.283	0
2015	Quad Cities	.265	76	287	43	76	15	8	4	34	1	1	4	21	83	18	3	.415	.323	4
2016	Lancaster	.317	80	293	69	93	19	5	10	60	0	5	9	50	86	33	11	.519	.426	3
	Corpus Christi	.323	36	124	20	40	9	2	5	13	0	0	4	20	33	10	3	.548	.432	0
2017	Corpus Christi	.227	123	463	65	105	21	6	11	55	0	2	8	40	110	24	5	.369	.298	4
2018	Nashville	.297	64	246	44	73	12	1	14	35	0	3	4	31	70	11	2	.524	.380	3
	OAKLAND	.288	48	156	27	45	12	1	5	19	0	2	2	16	50	7	1	.474	.358	1
<b>ML Totals</b>		<b>.288</b>	<b>48</b>	<b>156</b>	<b>27</b>	<b>45</b>	<b>12</b>	<b>1</b>	<b>5</b>	<b>19</b>	<b>0</b>	<b>2</b>	<b>2</b>	<b>16</b>	<b>50</b>	<b>7</b>	<b>1</b>	<b>.474</b>	<b>.358</b>	<b>1</b>

## CAREER TRANSACTIONS

**2014** — Selected by the Houston Astros organization in the 16th round of the First-Year Player Draft. **2017** — Traded to the Oakland Athletics organization for minor league pitcher Brandon Bailey, November 20.

## WILD CARD RECORD

Year	Club/Opp.	AVG.	G	AB	R	H	2B	3B	HR	RBI	SH	SF	HP	BB	SO	SB	CS	SLG	OBP	E
2018	OAK vs. NYY	.000	1	3	0	0	0	0	0	0	0	0	0	1	2	0	0	.000	.250	0

## LAUREANO'S CAREER BESTS

**Hits:** 3 (twice), last: September 12, 2018 at Baltimore  
**Home Runs:** 2 (twice), September 7, 2018 vs. Texas; August 20, 2018 vs. Texas  
**Runs Batted In:** 5, August 20, 2018 vs. Texas  
**Stolen Bases:** 1 (seven times), last: September 19, 2018 vs. Los Angeles (AL)  
**Hitting Streak:** 7, September 19 to 25, 2018  
**Hitless Streak (At Bats):** 8, September 25 to 29, 2018  
**Game Ending RBI:** 1, August 3, 2018 vs. Detroit (single)  
**Grand Slams:** None  
**Pinch-Hit Home Runs:** None  
**Inside-The-Park Home Runs:** None  
**Lead Off Home Runs:** 1, September 7, 2018 vs. Texas (Yovani Gallardo)

### ATHLETICS TRIPLE PLAYS

Turned (21; Philadelphia 12, Kansas City 1, Oakland 8)

Date	Opponent	Fielders	Batter
Sept. 22, 1906	at St. Louis	Shean to Nichols to Davis	Bobby Wallace
April 28, 1908	vs. Washington	Davis to Murphy to Nichols	Jim Delahanty
July 30, 1909	vs. Cleveland	Collins to Baker to Davis	George Stovall
May 16, 1913	at Cleveland	Barry to Thomas to Baker to Houck to Barry to Collins to Baker to Oldring	Ivy Olson
July 28, 1914	at Detroit	Walsh to Bush to Collins to McInnis to Schang	Bobby Veach
May 10, 1919	at Boston	Dykes to Galloway to Griffin	Eddie Foster
Aug. 5, 1922	at St. Louis	Galloway to Young to Hauser	George Sisler
Aug. 4, 1923	vs. Detroit	Galloway to Scheer to Hauser	Ty Cobb
Sept. 16, 1926	at St. Louis	Gray to Wambsganns to Poole	George Sisler
Sept. 5, 1927	vs. Washington	Boley to Bishop to Dykes	Ossie Bluege
Sept. 25, 1946	vs. Washington	Richmond to Grimes to Astroth to Richmond to Wallaesa	Cecil Travis
May 8, 1948	vs. Chicago	Suder to Joost to Fain	Taffy Wright
Sept. 4, 1966	vs. Boston	Campaneris to Green to Talton to Roof	Tony Conigliaro
May 7, 1979	at Baltimore	Gross to Klutts to Revering	Gary Roenicke
June 19, 1979	vs. Kansas City	Gross to Edwards to Revering	Al Cowens
June 23, 1979	vs. Texas	Gross to Armas to Chalk to Armas	John Grubb
April 27, 1981	vs. California	Picciolo to Revering	Don Baylor
July 18, 1983	vs. Detroit	Peters to Phillips to Almon to Gross	John Wockenfuss
April 7, 1996	vs. Detroit at Las Vegas	Young to Gates to Giambi to Steinbach	Bobby Higginson
May 29, 2000	at New York	Velarde unassisted	Shane Spencer
August 21, 2012	vs. Minnesota	Donaldson to Rosales to Carter	Trevor Plouffe

**LEFT-HANDED PITCHER****Height/Weight:** 6-2 / 216**Bats/Throws:** Left / Left**Birthdate:** August 12, 1989**Opening Day Age:** 29**Birthplace/Resides:** Flagstaff, Arizona / Scottsdale, Arizona**Major League Service:** 1 year, 88 days**Obtained:** Signed to a minor league contract, November 8, 2018**Contract Status:** First year of a one-year contract through 2019**NON-ROSTER INVITEE****CAREER HIGHLIGHTS**

Has pitched parts of three seasons in the majors with Detroit (2014-15) and Pittsburgh (2016) and is 6-10 with a 5.06 ERA (72 er in 128.0 ip) in 34 games, including 17 starts...is 57-64 with a 3.76 ERA (420 er in 1004.1 ip) in 216 games, including 170 starts, in 10 seasons in the minors... began his career as a starter but then made 58 relief appearances and just six starts from 2016-17...was used exclusively as a starter in 2018, making 25 starts between Tijuana in the Mexican League and Tulsa and Oklahoma City in the Dodgers organization.

**2018 HIGHLIGHTS**

Began the season pitching in the Mexican League and went 4-2 with a 2.95 ERA in 11 starts with Tijuana...was signed by the Los Angeles Dodgers organization to a minor league contract June 21 and combined for a 4-7 record and a 3.79 ERA in 14 starts with Double-A Tulsa and Triple-A Oklahoma City...was 8-9 with a 3.42 ERA in 25 starts overall...surrendered just six home runs in 131.2 innings, an average of 0.41 per nine innings...the 25 starts were his most as a professional since 2014 as were his 115 strikeouts...allowed a .246 opponents batting average, including .239 (94-for-393) against right-handed hitters compared to .275 (28-for-102) against left-handers... surrendered five of his six home runs to righties...five were solo shots...yielded a .215 batting average and .261 on-base percentage to batters leading off an inning...opponents hit .208 with runners in scoring position and two outs...made all 25 of his starts in night games...compiled a 1.80 ERA in the first inning...allowed two runs or fewer in 19 of his 25 starts but tossed five innings or fewer 11 times.

**MINORS:** Did not allow a run in his first two starts on March 24 against Monclova and March 31 against Durango (9.1 ip)...then went 1-0 with a 2.38 ERA and .173 opponents batting average in four starts in April...walked a season-high four batters in back-to-back starts on March 31 against Durango and April 6 at Mexico...struck out a season-high nine batters in 5.0 innings April 24 against Laguna...was 2-0 with a 1.69 ERA and .200 opponents batting average in six starts through the end of April...then allowed a season-high seven runs in a season-low 3.1 innings May 1 against Monterrey...followed that outing with a season-high 7.0 scoreless innings May 6 against Saltillo and walked just three while striking out a season-high tying nine...however, had a no decision in the Toros 2-0 loss in 10 innings...was signed by the Dodgers organization June 21 and was assigned to Tulsa...went 1-0 with a 3.18 ERA in two starts before he was transferred to Oklahoma City July 2...matched his season-low by pitching 3.1 innings July 4 against Round Rock...allowed five runs in 3.1 innings for the loss and was sent back to Tulsa July 9...went 2-2 with a 2.30 ERA in five starts and was 3-2 with a 2.56 ERA in seven starts overall with the Drillers when he was sent to Oklahoma City for good on July 31...compiled a 1-4 record and a 4.26 ERA over his final six starts with the Dodgers and was 1-5 with a 5.14 ERA in seven starts overall at Triple-A...allowed a season-high nine hits on a season-high 103 pitches Aug. 4 at Reno...equaled his season-high by walking four batters in 56.0 innings Aug. 15 at Omaha...did not allow a run over his final two starts Aug. 26 vs. Colorado Springs and Aug. 31 at Colorado Springs for a season-high 12.0 inning scoreless streak...made one postseason start against Memphis and had a no decision in the Dodgers 5-4 win in Game 2 on Sept. 6 at Oklahoma City (3.0 ip, 4 h, 2 r, 2 er, 2 so).

## CAREER

**2017**—Began the season at Double-A Jacksonville where he made three relief appearances before he was promoted to Triple-A New Orleans May 18...made 27 appearances with the Baby Cakes and combined to go 0-3 with a save and a 2.11 ERA in 30 games overall...had a 0.44 ERA in 13 games through June 22...then compiled a 3.68 ERA over his final 17 appearances...allowed a .226 opponents batting average, which broke down to .216 against left-handed hitters compared to .230 against right-handers...surrendered all three of his home runs to righties...opponents hit .143 with runners in scoring position...allowed 7-of-13 (53.8%) inherited runners to score...logged a 0.84 ERA in 14 home games for New Orleans...posted a 1.91 ERA in 25 games at night compared to a 3.60 ERA in five day games...went 0-for-2 as a hitter...tossed at least one inning in 28 of his 30 appearances...went 0-1 with a 1.50 ERA in three appearances with Jacksonville...yielded three unearned runs for the loss in his final appearance with the Jumbo Shrimp May 16 against Mobile...then went 0-2 with a 2.21 ERA in 27 appearances with New Orleans...did not allow a run in his first eight games (10.2 innings) and began the Triple-A portion of his campaign with a 15.2-inning streak without surrendering an earned run...struck out a season-high five batters in a season-high 3.1 scoreless innings June 22 against Colorado Springs...did not allow a run in seven of his final eight appearances (2.00 ERA)...pitched for Lacey in the Dominican Winter League following the season and went 1-0 with a 3.92 ERA in six games, including five start.

**2016**—Split his season between Pittsburgh (14 games) and Triple-A Indianapolis (19 games/6 starts)...opened the season with Pirates, his first of five stints in Majors (Opening Day-May 13, May 25-28, June 9-11, June 22-26 and July 6-7)...was designated for assignment on Aug. 30 and traded to Baltimore on Aug. 31...designated by the Orioles that day and was outrighted to Triple-A Norfolk on Sept. 3...with the Pirates, he pitched entirely out of the bullpen for first time in his career...earned his first of two wins in his season debut on April 5 vs. St. Louis (2.0 ip, 1 h, 1 bb, 3 so)...had a career-best scoreless innings streak of 10.0 innings from April 15-May 2, spanning five outings...did not allow a run in his final five ML appearances (4.1 ip)...made just six starts in 19 total appearances for Indianapolis...had a season-high eight strikeouts in his fourth start on Aug. 6 vs. Toledo...made just one appearance for Triple-A Norfolk after being acquired by Baltimore: tossed 1.0 inning in relief on Sept. 5 at Durham (1 bb).

**2015**—Spent his final season in the Detroit organization...was recalled from Triple-A Toledo on April 8...made season debut with Tigers on April 12 at Cleveland and won an 8-5 decision (5.0 ip, 3 er)...tossed 7.0 innings (3 er) and won his second game on April 26 vs. Cleveland...pitched a career-high 7.2 innings while winning his third and final game with Detroit on May 7 at Chicago (AL)...was placed on the 15-day disabled list on May 24 with a sore left shoulder...was transferred to the 60-day DL on July 30...began an injury rehab assignment with Single-A Lakeland on Aug. 5...made a total of six injury rehab starts between Lakeland and Toledo from Aug. 5 to 30 and went 0-3 with a 5.68 ERA...was recalled from rehab and reinstated from the DL on Sept. 3...pitched 1.0 inning of relief on Sept. 26 vs. Minnesota in his first relief appearance for the Tigers since his Major League debut on Aug. 23, 2014...tossed 3.2 innings of scoreless relief in final outing on Sept. 30 at Texas...compiled a 3-5 record and a 4.34 ERA in eight starts prior to the All-Star break and went 0-3 with a 10.69 ERA in five games (three starts), after returning from the DL.

**2014**—Began the season with Toledo...won three straight starts from May 2-13...pitched a season-high 8.0 innings in a complete game loss (2-1) on May 18 at Rochester...went 4-2 with a 1.16 ERA and 40 strikeouts in six starts during the month of May...made his second professional relief appearance on June 24 (7.0 ip, 3 er)...was selected by Detroit on Aug. 23 and made his Major League debut that day at Minnesota...pitched 5.2 innings of relief and did not factor in the decision...received a no-decision in his first ML start on Aug. 28 vs. New York-AL (6.0 ip, 1 er)...was optioned back to Triple-A on Aug. 28, but was recalled again on Sept. 2 when big league rosters expanded...struck out a career-high 10 batters in his third game on Sept. 2 at Cleveland...joined Denny McLain (1963) and Jack Morris (1977) as the only three Detroit pitchers since 1914 to strike out 10 or more batters within their first three big league games...earned his first ML win on Sept. 7 vs. San Francisco (5.2 ip, 1 r)...limited left-handed batters to a .217 average.

**2013**—Split his season between Double-A Erie and Triple-A Toledo...went 13-7 with a 3.27 ERA and 148 strikeouts in a career-high 28 starts...also set minor league career highs in wins, innings

pitched and strikeouts...began the season with Erie...won four straight starts between April 27 and May 12...was named Detroit's Minor League Pitcher-of-the-Month for May after posting a 3-1 record and a 2.68 ERA in six starts...pitched a nine-inning complete game on May 7 at Akron and produced an eight-inning complete game loss on May 28 at Trenton...went 2-0 with a 2.40 ERA in his last two Double-A starts...was promoted to Toledo on June 23 and made his first Triple-A start June 27 at Pawtucket (5.0 ip, 2 er)...won his first game with Toledo July 2 at Lehigh Valley...won each of his last three Triple-A starts between Aug. 20-31 and went 4-1 with a 3.44 ERA in his last six starting assignments.

**2012**—Spent entire season with Double-A Montgomery...ranked second in the Southern League in strikeouts...shared the league lead in starts and ranked third in walks...was named Southern League Pitcher-of-the-Week for the week of May 14-20 after going 1-0 with a 0.64 ERA and 10 strikeouts in two starts...did not factor in the decision while making his lone start during the Southern League playoffs (6.0 ip, 1 er, 7 so)...was selected by the New York Mets in the Rule 5 Draft on Dec. 6 and was then traded to Detroit.

**2011**—Spent the majority of the season with Single-A Charlotte...was sidelined from April 7-27 with a left elbow inflammation...made his first appearance on April 28 vs. Jupiter and pitched 3.2 innings of relief, his first professional relief appearance...compiled a six-game winning streak from May 14 thru June 15, posting a 2.28 ERA over the seven-start stretch...pitched a six-inning complete game in a 2-1 loss in game two of a doubleheader on July 11 at Daytona...went 2-0 with a 0.00 ERA (12.0 ip) and 11 strikeouts in back-to-back starts on Aug. 8 and 13 and captured Florida State League Pitcher-of-the-Week honors for the week of Aug. 8-14...was promoted to Montgomery on Aug. 26 and made his final two starts with the Biscuits...won his first Double-A start on Aug. 26 vs. Carolina.

**2010**—Ranked fourth in the Midwest League in starts while spending the entire season with Bowling Green...also tied for fourth in the circuit in innings pitched...tossed a 7.0-inning complete game on June 15 at Lansing...went 4-0 with a 1.19 ERA in five starts during the month of June...was ranked by *Baseball America* as Tampa Bay's 29th-best prospect following the season.

**2009**—Made his professional debut with Hudson Valley in the New York-Penn League...ranked fifth in the league in strikeouts and eighth in ERA...his .204 batting average against ranked second in the circuit among starters...won his first professional game in his fifth start on July 18 at Jamestown...was named the 10th-best prospect in the New York-Penn League and the 11th-best prospect in the Rays organization by *Baseball America* following the season.

## ATHLETICS TRIPLE PLAYS

### Grounded Into (34; Philadelphia 23, Kansas City 3, Oakland 8)

June 24, 1902 at Baltimore by Topsy Hartzell  
May 5, 1903 at New York by Harry Davis  
August 18, 1903 at St. Louis by Lave Cross  
May 19, 1911 at Detroit by Harry Davis  
July 16, 1911 at St. Louis by Amos Strunk  
August 11, 1912 at Chicago by Jack Coombs  
April 29, 1914 vs. Washington by Jack Barry  
May 8, 1914 at Washington by Jack Lapp  
July 24, 1915 at Cleveland by Nap Lajoie  
August 23, 1917 at Detroit by Stuffie McInnis  
September 5, 1919 vs. Boston by Terry Turner  
August 25, 1925 at Cleveland by Chick Galloway  
June 24, 1926 vs. Washington by Max Bishop  
April 26, 1929 vs. New York by Sammy Hale  
September 21, 1931 vs. Detroit by Jimmie Dykes  
June 19, 1932 at St. Louis by Mule Haas  
July 21, 1934 at Detroit by Charlie Berry

April 27, 1935 vs. New York by Jimmie Fox  
September 20, 1936 vs. Boston by Chubby Dean  
April 26, 1937 at New York by Chubby Dean  
May 11, 1938 vs. St. Louis by Wally Moses  
June 11, 1946 vs. Chicago by Irv Hall  
August 14, 1951 vs. Boston by Hank Majeski  
August 3, 1955 vs. Baltimore by Art Ceccarelli  
May 16, 1957 at New York by Alex Kellner  
July 23, 1960 at Washington by Whitey Herzog  
June 23, 1968 vs. Washington by Dave Duncan  
July 7, 1973 at Baltimore by Gene Tenace  
August 8, 1977 at Texas by Manny Sanguillen  
August 12, 1986 vs. Seattle by Carney Lansford  
August 8, 1990 vs. Baltimore by Willie Randolph  
May 14, 1994 at Kansas City by Geronimo Berroa  
April 22, 2010 vs. New York (AL) by Kurt Suzuki  
August 9, 2010 at Seattle by Mark Ellis

## PERSONAL/MISCELLANEOUS

Kyle Eric Lobstein...is married, Samantha...graduated from Coconino High School in Flagstaff, Ariz. in 2008...had committed to the University of Arizona prior to signing with Tampa Bay...went 6-2 with a 1.32 ERA and 75 strikeouts as a senior and batted .398 with four home runs...was a member of USA Baseball's junior national team in 2007.

### LIFETIME PITCHING RECORD

Year	Club	W	L	ERA	G	GS	CG	SHO	SV	IP	H	R	ER	HR	HB	BB	IBB	SO	WP	BK
2009	Hudson Valley	3	5	2.58	14	14	0	0	0	73.1	55	23	21	4	3	23	0	74	4	0
2010	Bowling Green	9	8	4.14	27	27	1	0	0	148.0	140	76	68	14	3	54	0	128	6	0
2011	Charlotte	9	9	3.71	22	21	1	0	0	121.1	120	54	50	11	3	30	1	85	4	0
	Montgomery	1	1	7.36	2	2	0	0	0	11.0	14	9	9	4	2	6	0	11	1	0
2012	Montgomery	8	7	4.06	27	27	0	0	0	144.0	140	73	65	12	2	69	0	129	4	0
2013	Erie	7	4	3.12	15	15	2	0	0	95.1	92	35	33	6	0	27	0	83	1	1
	Toledo	6	3	3.48	13	13	0	0	0	72.1	73	32	28	2	4	25	0	65	1	0
2014	Toledo	9	11	4.07	26	25	1	0	0	146.0	174	71	66	10	4	42	1	127	3	0
	DETROIT	1	2	4.35	7	6	0	0	0	39.1	35	20	19	3	0	14	2	27	0	0
2015	DETROIT	3	8	5.94	13	11	0	0	0	63.2	78	43	42	7	0	23	1	32	2	1
	Lakeland	0	1	3.52	2	2	0	0	0	7.2	7	4	3	1	0	2	0	4	0	0
	Toledo	0	2	6.62	4	4	0	0	0	17.2	26	16	13	2	1	9	0	13	0	0
2016	PITTSBURGH	2	0	3.96	14	0	0	0	0	25.0	25	11	11	2	2	12	1	15	2	0
	Indianapolis	1	3	4.11	19	6	0	0	1	50.1	55	26	23	3	1	17	2	42	1	0
	Norfolk Tides	0	0	0.00	1	0	0	0	0	1.0	0	0	0	0	1	0	0	0	0	0
2017	Jacksonville	0	1	1.50	3	0	0	0	0	6.0	6	4	1	0	1	4	0	7	1	0
	New Orleans	0	2	2.21	27	0	0	0	1	36.2	31	13	9	3	3	18	1	24	2	0
2018	Tijuana (Mexico)	4	2	2.95	11	11	0	0	0	58.0	51	19	19	2	3	19	0	49	2	0
	Tulsa	3	2	2.56	7	7	0	0	0	38.2	35	15	11	3	2	9	0	35	0	0
	Oklahoma City	1	5	5.14	7	7	0	0	0	35.0	36	24	20	1	1	15	1	31	0	1
	<b>AL Totals</b>	<b>4</b>	<b>10</b>	<b>5.33</b>	<b>20</b>	<b>17</b>	<b>0</b>	<b>0</b>	<b>0</b>	<b>103.0</b>	<b>113</b>	<b>63</b>	<b>31</b>	<b>10</b>	<b>0</b>	<b>37</b>	<b>3</b>	<b>59</b>	<b>2</b>	<b>1</b>
	<b>NL Totals</b>	<b>2</b>	<b>0</b>	<b>3.96</b>	<b>14</b>	<b>0</b>	<b>0</b>	<b>0</b>	<b>0</b>	<b>25.0</b>	<b>25</b>	<b>11</b>	<b>11</b>	<b>2</b>	<b>2</b>	<b>12</b>	<b>1</b>	<b>15</b>	<b>2</b>	<b>0</b>
	<b>ML Totals</b>	<b>6</b>	<b>10</b>	<b>5.06</b>	<b>34</b>	<b>17</b>	<b>0</b>	<b>0</b>	<b>0</b>	<b>128.0</b>	<b>138</b>	<b>74</b>	<b>72</b>	<b>12</b>	<b>2</b>	<b>49</b>	<b>4</b>	<b>74</b>	<b>4</b>	<b>1</b>

### CAREER TRANSACTIONS

**2008** — Selected by the Tampa Bay Rays organization in the 2nd round of the First-Year Player Draft. **2012** — Selected by the New York Mets in the Rule 5 draft and traded to the Detroit Tigers for cash considerations, December 6. **2013** — Rule 5 return rejected, March 25. **2015** — On the disabled list, May 24 to September 2; included rehabilitation assignment to Lakeland, August 5 to 13, and Toledo, August 14 to September 2. Traded to the Pittsburgh Pirates for cash considerations, December 21. **2016** — Claimed off waivers by the Baltimore Orioles, August 31. Elected free agency, October 5; signed by the Miami Marlins to a minor league contract, November 10. **2017** — Elected free agency, November 6. **2018** — Signed by the Los Angeles Dodgers to a minor league contract, June 21. Elected free agency, November 2; signed by the Oakland Athletics to a minor league contract, November 8.

### LOBSTEIN'S CAREER BESTS

**Low Hit Complete Game:** None

**Innings Pitched:** 7.2, May 7, 2015 at Chicago (AL). As reliever: 5.2, August 23, 2014 at Minnesota

**Strikeouts:** 10, September 2, 2014 at Cleveland. As reliever: 3 (three times), last: April 12, 2016 at Detroit

**Pitches:** 103, May 18, 2015 vs. Milwaukee. As reliever: 100, August 23, 2014 at Minnesota

**Longest Winning Streak:** 2, April 5, 2016 to present

**Longest Losing Streak:** 6, May 13 to September 14, 2015

**Longest Scoreless Streak:** 10.0, April 15 to May 2, 2016

**LEFT-HANDED PITCHER****Height/Weight:** 6-0 / 209      **Bats/Throws:** Left / Left**Birthdate:** September 30, 1997      **Opening Day Age:** 21**Birthplace/Resides:** Lima, Peru / Parkland, Florida**Major League Service:** None**Obtained:** Acquired from Washington with Blake Treinen and Sheldon Neuse for Sean Doolittle and Ryan Madson, July 16, 2017**Contract Status:** First year of a one-year contract through 2019**NON-ROSTER INVITEE****CAREER HIGHLIGHTS**

Was selected by Washington in the 3rd round of the 2016 First-Year Player Draft and was traded to Oakland July 16, 2017...is 12-6 with a 2.53 ERA (43 er in 152.2 ip) in 35 games, including 34 starts, in two seasons as a professional...has 177 strikeouts in 152.2 innings (10.43 strikeouts per nine innings)...was a Texas League Midseason and Postseason All-Star in 2018...started for the World Team in the 2018 Futures Game...was named the A's number one prospect by *Baseball America* following the 2018 season after being ranked number five the year before.

**2018 HIGHLIGHTS**

Made both his Double-A and Triple-A debut in just his second professional season...pitched for three different clubs in the A's farm system and combined for a 10-5 record and a 2.88 ERA in 23 starts with Single-A Stockton, Double-A Midland and Triple-A Nashville...struck out 129 batters in 109.1 innings, an average of 10.62 per nine innings...walked 30 for a strikeout-to-walk ratio of 4.3...surrendered just seven home runs (0.58 per nine innings)...ranked third in the A's farm system in ERA, tied for third in wins and fourth in strikeouts...was named a MILB.com organization All-Star...allowed a .220 opponents batting average, including .213 (69-for-324) against right-handed hitters compared to .250 (20-for-80) against left-handers...surrendered six of his seven home runs to righties...yielded a .208 average with runners in scoring position...began the season at Stockton and was 2-1 with a 1.23 ERA in three starts when he was promoted to Midland on April 23...spent most of the season with the RockHounds, going 7-3 with a 2.29 ERA and .204 opponents batting average in 16 starts...the ERA was the lowest in the Texas League during his time at Double-A (April 23-Aug. 1)...also ranked second in opponents batting average, third in wins and fifth in strikeouts (86)...was named to the TL Midseason and Postseason All-Star teams...was promoted to Nashville Aug. 2 and was 1-1 with a 7.31 ERA in four starts with the Sounds...his teams were 14-9 (.609) in his starting assignments...tossed five innings or fewer in all but one start...allowed one run or fewer 16 times and three hits or fewer 14 times...walked one batter or fewer 15 times and had more strikeouts than innings pitched 14 times...was named the A's number one prospect by *Baseball America* following the season...was listed number seven on *Baseball America's* Top 100 Prospects listed and number 14 by mlb.com.

**MINORS:** Struck out a season-high 10 batters in 5.0 innings in his second start of the season on April 11 against Rancho Cucamonga...also had season highs in walks (3) and pitches (85)...followed that with 5.0 scoreless and hitless innings April 17 at Modesto before being promoted to Midland April 23...made his Double-A debut April 24 at Corpus Christi and allowed two runs on three hits and a walk in 5.0 innings in a no decision...went 2-2 with a 4.68 ERA over his first seven starts with the RockHounds through May 31...then allowed one run or fewer in 10 consecutive starts from June 6 to Aug. 6 (includes one start with Nashville)...yielded just four runs total over that span and went 6-1 with a 0.53 ERA and .180 opponents batting average...won each of his final six decisions during that streak...allowed three hits or fewer eight consecutive starts from June 6 to July 19 (19-for-140, .136)...had a 28.0-inning scoreless streak from June 17 to July 25...tossed a season-high 6.0 scoreless innings and allowed just three hits and one walk while matching his season high with 10 strikeouts on July 9 at Springfield...it was his only outing longer than five innings...started for the World Team in the All-Star Futures game in Washington, DC on July 15 (2.0 ip, 3 h, 1 r, 1 er, 0 bb, 2 so)...was promoted to Nashville Aug. 2 and tossed 5.0 scoreless in-



nings for the win in his first start on Aug. 6 against Sacramento, despite allowing a season-high tying eight hits...then went 0-1 with a 10.64 ERA over his final three starts...allowed a season-high eight runs on a season-high tying eight hits in a season-low 3.0 innings in his final start of the season Aug. 24 at Memphis.

## CAREER

**2017**—Pitched for three different teams in two organizations in his professional debut and was a combined 2-1 with a 1.66 ERA and .216 opponents batting average in 12 games, including 11 starts...struck out 48 batters in 43.1 innings (9.97 strikeouts per nine innings) and walked just five (1.04 per nine innings)...yielded two home runs...his opponents batting average broke down to .190 against left-handed hitters compared to .225 against right-handers...yielded a .262 average with the bases empty, .143 with runners on...opponents hit .171 with runners in scoring position...had a 0.82 ERA in the first inning and did not allow a run in the second inning (12.0 ip)...began the season with the Nationals affiliate in the Gulf Coast Rookie League and went 1-0 with a 1.32 ERA in three starts...made his professional debut June 28 against the Marlins and struck out a season-high seven (4.0 ip, 4 h, 1 r, 1 er, 0 bb)...was credited with his first win July 10 against the Astros when he allowed one run on four hits in a season-high 5.0 innings...was traded to the Oakland A's with pitcher Blake Treinen and minor league infielder Sheldon Neuse for pitchers Sean Doolittle and Ryan Madson on July 16 and was assigned to the A's affiliate in the Arizona Rookie League...went 0-1 with a 1.54 ERA in four games, including three starts...did not allow a run in his final two starts on July 31 against the Cubs (2.0 ip) and Aug. 5 at the Giants (3.0 ip)...was promoted to Vermont of the Short Season New York-Penn League Aug. 9 and was 1-0 with a 2.00 ERA in five starts with the Lake Monsters...allowed three runs in his first start but just two over his final four (1.20 ERA)...tossed a season-high tying 5.0 innings Aug. 30 at Brooklyn for his lone regular season win with Vermont...started and won Game 2 of the New York-Penn League Semifinals in the Lake Monsters two-game sweep of Hudson Valley...tossed 5.0 scoreless innings and allowed one hit and one walk while striking out five...was rated as the A's fifth best prospect by *Baseball America* following the season.

**2016**—Did not pitch after undergoing “Tommy John” surgery while in high school.

## PERSONAL/MISCELLANEOUS

Jesús G. Luzardo was originally signed by Washington scout Alex Morales...graduated from Stoneman Douglas (FL) High School...went 4-0 with a 0.66 ERA in four starts as a senior in 2016 before undergoing “Tommy John” ligament replacement surgery on March 22, 2016...the surgery was performed by Dr. James Andrews


### LIFETIME PITCHING RECORD

Year	Club	W	L	ERA	G	GS	CG	SHO	SV	IP	H	R	ER	HR	HB	BB	IBB	SO	WP	BK
2016	GCL Nationals	(Injured — did not pitch)																		
2017	GCL Nationals	1	0	1.32	3	3	0	0	0	13.2	14	2	2	1	0	0	0	15	2	1
	AZL Athletics	0	1	1.54	4	3	0	0	0	11.2	9	2	2	0	1	1	0	13	1	0
	Vermont	1	0	2.00	5	5	0	0	0	18.0	12	5	4	1	2	4	0	20	0	0
2018	Stockton	2	1	1.23	3	3	0	0	0	14.2	6	2	2	0	0	5	0	25	0	0
	Midland	7	3	2.29	16	16	0	0	0	78.2	58	22	20	5	3	18	0	86	2	2
	Nashville	1	1	7.31	4	4	0	0	0	16.0	25	13	13	2	1	7	0	18	1	1
<b>Minor League Totals</b>		<b>12</b>	<b>6</b>	<b>2.53</b>	<b>35</b>	<b>34</b>	<b>0</b>	<b>0</b>	<b>0</b>	<b>152.2</b>	<b>124</b>	<b>46</b>	<b>43</b>	<b>9</b>	<b>7</b>	<b>35</b>	<b>0</b>	<b>177</b>	<b>6</b>	<b>4</b>

### CAREER TRANSACTIONS

**2016** — Selected by the Washington Nationals organization in the 3rd round of the First-Year Player Draft.

**2017** — Traded to the Oakland Athletics with pitcher Blake Treinen and minor league infielder Sheldon Neuse for pitchers Sean Doolittle and Ryan Madson, July 16.

**LEFT-HANDED PITCHER****Height/Weight:** 6-5 / 245**Bats/Throws:** Right / Left**Birthdate:** February 1, 1992**Opening Day Age:** 27**Birthplace/Resides:** Valparaiso, Indiana / Phoenix, Arizona**Major League Service:** 2 years, 157 days**Obtained:** Acquired from Kansas City with Aaron Brooks for Ben Zobrist and cash, July 28, 2015**Contract Status:** First year of a one-year contract through 2019**CAREER HIGHLIGHTS**

Made his Major League debut with Oakland in 2016 and is 31-28 with a 3.94 ERA in 81 games, 80 starts, in three seasons with the A's...was originally drafted by Kansas City as a Competitive Balance pick following the first round of the 2013 draft and was dealt to the A's just prior to the 2015 trading deadline in the Ben Zobrist deal...tossed the seventh no-hitter in Oakland history and the 12th in Athletics history on April 21, 2018 against Boston...pitched in the Arizona Fall League in 2015 and started for the East in the AFL Fall Stars Game...led the Carolina League and the Royals farm system with 146 strikeouts in 2014...was rated as the Royals number six prospect by *Baseball America* following the 2013 and number three after 2014...was rated as the A's number two prospect following the 2015 season.

**2018 HIGHLIGHTS**

Was 12-9 with a 3.59 ERA and .232 opponents batting average in 27 starts before going on the disabled list Aug. 26 with a shoulder injury...underwent surgery Sept. 19 and missed the remainder of the season...his ERA, opponents batting average, on-base percentage (.278), slugging percentage (.385) and OPS (.663) were the lowest of his three seasons...also had career lows in strikeouts per nine innings (6.05) and walks per nine innings (1.79) and had a career-high 3.38 strikeout-to-walk ratio...had a career-high 160.2 innings pitched and 21 home runs and matched his best in wins...based on a minimum of 150 innings, he had the fifth fewest walks per nine innings in the American League, the seventh lowest on-base percentage and the 10th lowest OPS...using the same minimum, he had the ninth fewest walks per nine innings in Oakland history, the 10th lowest on-base percentage and 10th best strikeout-to-walk ratio...led the A's in wins, starts, innings, strikeouts (108), hits (141), runs (67), home runs (21) and losses (9)...this marked the second consecutive season, fourth time in Oakland history (also 1996-97) and fifth time in Athletics history (1957) the A's did not have a pitcher with enough innings to qualify for the ERA title...it was just the sixth time in Oakland history the A's did not have a pitcher with at least 30 starts in a non-strike season (1979, 1986, 1996-97, 2017)...his nine losses match the fewest by a team-leader in a non-strike season in Oakland history (Hudson, 2001) and the 27 starts and 108 strikeouts were the fewest by an A's team leader since Steve Karsay had 24 starts and 92 strikeouts in 1997...went 4-2 with a 1.03 ERA and .134 opponents batting average over his first six starts through the end of April, 1-4 with a 7.18 ERA and .295 opponents average in six starts in May, 5-1 with a 3.12 ERA and .231 opponents average over his next 11 starts from June 5 to Aug. 1 and 2-2 with a 5.12 ERA and .316 opponents batting average over his final four starts...his .232 opponents batting average broke down to .231 (112-for-485) against right-handed hitters compared to .236 (29-for-124) against left-handers...surrendered 19 of his 21 home runs to righties and has allowed 52 of his 59 career home runs to righties...has a .746 career OPS against righties, .586 against lefties...opponents hit .197 with a .254 on-base percentage and .306 slugging percentage when leading off an inning...had a .193 opponents batting average the first time through the lineup, .255 after that...allowed a .189 batting average with two strikes...held the bottom four hitters in the order to a .174 average...was 6-1 with a 3.44 ERA in 11 starts during the day, 6-8 with a 3.69 ERA in 16 starts at night...is now 14-4 with a 3.49 ERA (67 er in 172.2 ip) in 29 career day games, 17-24 with a 4.20 ERA (136 er in 291.1 ip) in 52 starts at night...received a total of eight runs of support in his nine losses (1.61 RSA) and has 28 runs of support in his 28 career losses (138.0 ip, 1.83 RSA)...received two runs of support or fewer in 14 of his 27 starts and was 2-8 in those games...was 10-1 in his other 13 starts...is now 4-26 in 42 career starts with

support of two runs or fewer, 27-2 in 38 starts with support of three or more...went 7-3 with a 3.27 ERA in 13 starts on the road and tied for 10th in the AL in road wins...went 3-0 with a 1.78 ERA in four starts against AL Central teams and now has a seven-game winning streak against the Central dating back to Aug. 23, 2016...is 8-2 with a 2.50 ERA (19 er in 68.1 ip) in 11 career starts against AL Central teams...was 11-5 with a 3.18 ERA and .213 opponents batting average in 20 starts against AL teams compared to 1-4 with a 5.00 ERA and .292 opponents average in seven interleague starts...the interleague starts tied for second most in a single season in Major League history (Peavy, CWS-BOS in 2013 had 9)...no other Oakland pitcher has made more than five interleague starts in a season...the losses set an Oakland interleague record and tied for the most in the majors in 2018...is now 3-7 with a 4.28 ERA (36 er in 75.2 ip) in 14 career starts against the National League, 28-21 with a 3.87 ERA (167 er in 388.1 ip) in 67 games against the AL...averaged 14.8 pitches per inning, which was the lowest mark in the AL among pitchers with 150 or more innings pitched...tied for second in the AL in most sacrifice hits allowed (4), tied for sixth in opponents reaching on an error (8) and tied for 10th in wild pitches (9)...walked two batters or fewer in 24 of his 27 starts.

**OAKLAND:** Allowed one run in 7.2 innings in his first start on March 30 against Los Angeles (AL) and one run in 8.0 innings in his second start on April 4 against Texas to become the first A's pitcher on an Opening Day roster to start the season with back-to-back outings of seven innings or more and one run or fewer since Steve Karsay in 1994...won three consecutive starts from April 15 to 27 and allowed just two runs (one earned) on six hits over that stretch (0.39 ERA, .078 opponents batting average)...allowed two hits in seven innings at Seattle April 15 and then no-hit Boston on April 21 to become the first A's pitcher with back-to-back starts of seven innings or more and two hits or fewer since Barry Zito (July 9-15, 2005)...shutout the Red Sox 3-0 in the no-hitter...walked two and matched his career high with 10 strikeouts...walked Betts to start the game but then retired 14 straight before Leon reached on a Semien error...set down the next 12 before walking Benintendi with two outs in the ninth...then got Ramirez to hit into a game-ending force out...the no-hitter was his first career complete game...it came in his 59th game and 58th start and his streak of 57 consecutive starts without a complete game was fourth longest in Oakland history...the shutout came in the A's 21st game of the season and it was the earliest nine-inning shutout by an Athletic since Barry Zito on April 18, 2003 vs. Texas, the A's 17th game of the season...it was the seventh no-hitter in Oakland history and the 12th in Athletics history...it was the earliest by date (Catfish Hunter, May 8, 1968 vs. Minnesota) and second earliest by game number (Chief Bender, May 12, 1910 vs. Cleveland, game 18)...it was the 10th no-hitter in Coliseum history (six by A's, four by opponents)...it was the first since Dallas Braden's perfect game on May 9, 2010 vs. Tampa Bay...is the third Oakland pitcher to strikeout 10 or more in a no-hitter (Dave Stewart had 12 and Catfish Hunter had 11)...according to the Elias Sports Bureau, the Red Sox .895 winning percentage entering the game was the highest in Major League history by a team that was no-hit at least five games into the season...the last pitcher to no hit a team that led the majors in runs per game entering the game was the A's Dave Stewart, who did it against Toronto on June 29, 1990 (also Elias)...was named American League Co-Player of the Week for the week of April 16-22 along with Manny Machado for his efforts...it was his first Player of the Week award...allowed a fourth-inning single to Correa in his first start after the no-hitter on April 27 at Houston, snapping his streak of consecutive hitless innings at an Oakland record 14.0...broke the previous mark of 13.0 held by John "Blue Moon" Odom from June 1-7, 1968...opponents went 0-for-47 off him during the hitless streak...went 4-1 with a 1.00 ERA and .130 opponents batting average in five starts in April...led the AL in ERA and opponents batting in April and tied for the lead in wins...was named AL Pitcher of the Month in April, his first Pitcher of the Month honor...it was the first time in his career he won four games in a month and the four wins match the most by an A's pitcher in the month of April over the last 28 years (ninth time, last: Triggs in 2017)...his ERA tied for the fourth lowest in any month in Oakland history among pitchers with 30 or more innings pitched...it was the lowest since Cory Lidle had a 0.20 ERA in Aug., 2002...had a .395 OPS and is the fourth pitcher in Oakland history with an OPS under .400 in a month with a minimum of 100 batters faced (.358, Lidle in Aug. 2002; .376, Torrez in Sept. 1976; .390, Ontiveros in June 1987)...then went 1-4 with a 7.18 ERA and .295 opponents batting average in six starts in May...tied for the AL lead in May losses and had the second highest ERA (Giolito, CWS 7.36)...it was the second time he lost four games in a month in his career (Aug. 2016)...yielded four runs on six hits in a 4-1 loss at Seattle May 3 to snap a season-opening

streak where he allowed two runs or fewer and tossed five innings or more in each of his first six starts...that tied for the third longest such season-opening streak in Oakland history...it was the longest since Dave Stewart had a seven-game streak in 1990...surrendered a home run May 3 to begin a streak of nine consecutive starts from May 3 to June 16 in which he allowed a home run (10 home runs total)...that matched the longest streak by an Athletic over the last 30 years...had a four-game winning streak from June 16 to July 15...compiled a 3.25 ERA and .226 opponents batting average over that six-start stretch...was 3-0 with a 2.84 ERA and .202 opponents batting average in five starts in the month of June and is now 8-2 with a 3.27 ERA (31 er in 85.1 ip) in 14 career starts in the month...yielded a season-high nine hits in a 3-1 loss at Colorado July 27 but singled off Kyle Freeland in the second inning for his first Major League hit...went 3-3 with a 4.45 ERA and .314 opponents batting average over his final six starts...allowed six runs on nine hits in 4.0 innings for the loss on Aug. 19 against Houston, snapping a 12-game winning streak in day games...it was his first loss during the day since April 9, 2017 at Texas...tossed 5.0 innings without allowing an earned run to win at Minnesota Aug. 24 but it would be his final start of the season...was placed on the disabled list Aug. 26 with left shoulder inflammation...underwent arthroscopic surgery on the shoulder Sept. 19 at the Cedars-Sinai Kerlan-Jobe Institute in Los Angeles...the surgery, a subacromial decompression, acromioplasty and posterior labral repair, was performed by Dr. Neil ElAttrache.

## CAREER

**2017**—Compiled a 12-10 record and a 4.37 ERA in 29 starts in his second season in the majors...went 1-3 with a 5.52 ERA and .179 opponents batting average over his first six starts, 7-2 with a 2.92 ERA and .246 opponents average over an 11-start span from May 20 to July 16 and 4-5 with a 5.55 ERA and .328 opponents average over his final 12 starts...led the A's in wins, games started, innings pitched (158.2), strikeouts (140), hits (167), walks (55) and hit batters (10)...allowed a .268 opponents batting average, including .227 against left-handed hitters compared to .279 against right-handers...surrendered 16 of his 18 home runs and issued 49 of his 55 walks to righties...had a .593 OPS against lefties, .809 against righties...went 6-3 with a 4.19 ERA in 13 starts in Oakland and allowed just five home runs in 68.2 innings (0.66 per nine innings)...was 6-7 with a 4.50 ERA in 16 starts on the road and yielded 13 home runs in 90.0 innings (1.30 per nine innings)...was 6-1 with a 3.57 ERA and .230 opponents batting average in 11 starts during the day compared to 6-9 with a 4.89 ERA and .292 opponents average in 18 starts at night...tied for sixth in the American League in day wins...was 7-5 with a 3.76 ERA and .229 opponents batting average in 16 starts before the All-Star Break, 5-5 with a 5.23 ERA and .317 opponents average in 13 starts after the break...allowed eight home runs in 93.1 innings before the break, 10 in 65.1 innings after the break...12 of the 18 home runs he allowed were solo shots...allowed a .160 batting average with two strikes...held the three hitter in the batting order to a .216 batting average but the two hitter batted .377...went 5-7 against AL West competition, 7-3 against all other teams...yielded 43 of his 88 runs over the first two innings of his starts...had a 5.91 ERA over the first two innings of a game, a 3.08 ERA over innings three through five and a 7.13 ERA in the sixth inning...did not allow a run after the sixth inning (8.2 ip)...tied for third in the AL in pickoffs (4), tied for fifth in triples (5) and tied for seventh in unearned runs (11) and hit batters (10)...received no runs of support in four of his 10 losses...struck out a career-high 10 batters in just 5.1 innings in his second start of the season April 9 at Texas...became just the sixth pitcher in Oakland history to strike out 10 or more in fewer than six innings, the first since Rich Harden on Sept. 5, 2011 against Kansas City (10 so in 5.0 ip)...tossed 5.0 hitless innings in his next start April 15 against Houston but walked a career-high five batters and yielded two runs...is just the second A's pitcher since at least 1908 to toss five or more hitless innings and allow a run (Chris Codioli, June 27, 1986 against Chicago)...became the first MLB pitcher since at least 1908 with the following pitching line: 5.0 ip, 0 h, 2 r, 1 er, 5 bb, 6 so...left with a 5-2 lead but ended up with a no decision as the bullpen allowed eight runs over the final three innings for the blown save and loss in a 10-6 decision...it was the first of three times the bullpen blew a save in one of his starts (July 22 at NYM, July 27 at Toronto)...allowed five hits in 6.0 innings April 21 against Seattle to extend his season-opening streak of consecutive starts with five innings or more and five hits or fewer to four...that matched the second longest such streak in Oakland history and was the longest since Chad Gaudin also had a four-game streak in 2007...left his start on April 26 at Los Angeles (AL) after just 2.0 innings with tightness in his left shoulder...was 1-2 with a 5.18 ERA in five starts when he was placed on the 10-day disabled list April 30 retroactive to April 27 with

a strained left shoulder...made one start on a rehab assignment with Triple-A Nashville May 9 against El Paso and was reinstated May 15...walked a career-high tying five batters but yielded just two hits in 5.0 innings that day in a 6-5 loss to Seattle...defeated Boston May 20 to start a career-high five-game winning streak that spanned five starts through June 10...compiled a 1.97 ERA and .193 opponents batting average during the streak and issued just seven walks in 32.0 innings (1.97 walks per nine innings)...finished May with a 3-1 record, a 2.63 ERA and .167 opponents batting average in four starts...allowed six hits June 10 in the second game of a double-header at Tampa Bay...that snapped a streak of 16 consecutive games with five hits or fewer and two innings pitched or more from Aug. 23, 2016 to June 5, 2017...that tied for the third longest such streak by a Major League pitcher since at least 1913...it is the longest by an AL pitcher...had a career-high tying three-game losing streak from Aug. 1 to 18...compiled an 11.37 ERA and .415 opponents batting average during the streak, which spanned four starts...tossed fewer than four innings in three consecutive starts from Aug. 1 to 12...is the first A's starting pitcher to toss fewer than four innings in three consecutive starts over the course of one season since Miguel Jimenez did it from April 30-May 12, 1994...faced seven batters and allowed six hits and a walk while pitching a career-low 0.1 innings in a 12-5 loss to Baltimore on Aug. 12 in Oakland...became the fourth pitcher in Oakland history to face seven or more batters in a game and have each batter reach safely via hit, walk or hit by pitch...went 1-3 with a 9.17 ERA and .391 opponents batting average in five starts in August...tied for fifth in the AL in losses in August...the opponents batting average was the highest in the AL among pitchers with 15 or more innings in August and the ERA was third highest...tossed a career-high 116 pitches for his 10th win of the season Sept. 6 against Los Angeles (AL)...allowed a career-high tying 11 hits in 3.2 innings at Boston Sept. 12...was scratched from his scheduled start Sept. 23 against the Rangers with a left upper back strain...returned to make his final start Sept. 28 at Texas and allowed one unearned run in 6.2 innings for the win.

**2016**—Made his Major League debut with the A's following an April 29 promotion and went 7-9 with a 3.86 ERA in 25 games, including 24 starts...ranked second among American League rookies in strikeouts (124), innings pitched (144.2) and games started and tied for fifth in wins...the strikeouts tied for sixth most in Oakland history by a rookie...allowed a .248 opponents batting average and walked 37 batters for a .298 on-base percentage...was 2-4 with a 6.02 ERA and .282 opponents batting average in nine starts when he was placed on the 15-day disabled list June 14 with a left pronator strain...was reinstated June 29 and went 5-5 with a 2.74 ERA and .229 opponents batting average in 16 games, 15 starts, following his return...his ERA following his return from the DL was fifth lowest in the AL...his opponents batting average included .180 against left-handed hitters compared to .263 against right-handers...based on a minimum of 140 innings pitched, the mark against lefties was second lowest in the AL and the lowest in Oakland history (previous: .185, Norris, 1980)...allowed 17 of his 20 home runs and issued 33 of his 37 walks to righties for a .754 OPS...had a .526 OPS against lefties, which was second lowest in the AL and in Oakland history (.504, Norris, 1980)...opponents hit .192 with runners in scoring position, which was third lowest in the AL among pitchers with 140 or more innings pitched...held the three hitter to a .197 average, which was fifth lowest in the AL...went 4-4 with a 2.67 ERA and .220 opponents batting average in 13 games after the All-Star Break and had the fifth lowest post-break ERA in the AL...was 5-3 with a 3.02 ERA in 14 games (13 starts) at home and had the fifth lowest home ERA in the AL...had a 1.59 ERA and .210 opponents batting average over innings one through three and a 6.21 ERA and .283 opponents batting average from the fourth inning on... among pitchers with 20 or more innings, he had the lowest first inning ERA in the majors (1.13) and the fourth lowest second inning ERA (1.44)...his first inning ERA was third lowest in Oakland history using the 20 inning minimum...had a .157 opponents average with two strikes...received one run of support or fewer in 10 of his 24 starts and went 0-6 with a 3.90 ERA in those contests... in his four no decisions with support of one run or fewer, he has scoreless outings of 8.0 innings, 7.0 and 6.0 and one outing where he allowed one run in 7.0 innings...tied for eighth in the AL with three pickoffs...walked two batters or fewer in 19 of his 24 starts and allowed two runs or fewer 13 times...was selected from Nashville April 29 and made his ML debut that day against Houston after just 42 minor league appearances, all starts, in three professional seasons...had a no decision in the A's 7-4 win, allowing four runs on four hits and four walks in 5.0 innings...struck out Carlos Correa to end the first inning for his first big league strikeout...allowed four runs in each of his first three starts games to become just the second pitcher in Oakland history to allow at least four runs in each of his first three ML appearances (Vida Blue, July 20-Aug. 3, 1969)...was

credited with his first Major League win in the A's 3-1 victory over Texas May 16 in Oakland when he allowed a run on four hits in 6.2 innings...left his outing on June 13 against Texas after 4.1 innings with a left pronator muscle strain and was placed on the 15-day disabled list the next day...made one rehab start with Single-A Stockton on a rehab assignment June 24 and was reinstated from the DL June 29...made his first career relief appearance July 17 against Toronto...entered the game to start the second inning in relief of Andrew Triggs, who left the game with a left shin contusion...Triggs relieved Rich Hill who left after five pitches with a blister...had been scheduled to start two days later...tossed 5.0 innings, which matched the season-high for an A's reliever...walked Escobar with two outs in the fifth inning on August 2 at Los Angeles to snap a streak of four games, 30.2 innings and 126 batters faced without a walk from July 10 to Aug. 2...the streak of 30.2 innings without a walk was the longest single season streak in Oakland history and fifth longest overall...left his start on Aug. 29 at Houston after 3.1 innings with a strained left rhomboid...did not go on the disabled list, but would not pitch again until Sept. 14 at Kansas City...tossed 5.0 scoreless innings that day for the win, his first on the road...began his career 0-6 on the road and his career-opening six-game road losing streak matched the longest such streak in Oakland history...tossed 6.0 scoreless innings in his next start and had a career-high 15.1 inning scoreless streak from Aug. 29 to Sept. 26...went 2-0 with a 1.13 ERA and .181 opponents batting average in his final four starts following his injury...was 2-0 with a 1.50 ERA in three starts with Nashville in his Triple-A debut...ranked second in the Pacific Coast League in ERA, fifth in strikeouts per nine innings (10.50) and tied for fifth in wins at the time of his April 29 promotion...allowed a .232 opponents batting average, including .077 against left-handed hitters.

**2015**—Was acquired by the A's from Kansas City in the Ben Zobrist deal at the trading deadline and went 6-0 with a 1.90 ERA in seven starts with Double-A Midland...began the year in extended spring training with the Royals and combined for a 1-1 record and a 3.69 ERA in seven starts with the Royals affiliate in the Arizona Rookie League, Single-A Wilmington and Double-A Northwest Arkansas...was 7-1 with a 2.66 ERA in 14 starts overall...struck out 90 batters in 74.1 innings (10.90 per nine innings)...allowed a .243 opponents batting average, including .198 against right-handed hitters...compiled a 1.29 ERA in the first inning, a 4.20 ERA in innings two through four and a 0.46 ERA from the fifth inning on...his teams were 10-4 (.714) in his starting assignments, including 7-0 at Midland...allowed one run or fewer in eight of his 14 starts...made one start with the Royals affiliate in the Arizona Rookie League on June 24...was transferred to Single-A Wilmington June 29 and went 1-0 with a 3.66 ERA in four starts with the Blue Rocks...was transferred to Northwest Arkansas July 17 where he went 0-1 with a 5.14 ERA in two starts before he was traded to the A's with Aaron Brooks for Ben Zobrist and cash considerations, July 28...his six wins with Midland were the most in the Texas League following the trade...went 2-0 with a 2.89 ERA over his first three starts...then did not allow a run in three of his final four regular season starts, going 4-0 with a 1.13 ERA...tossed a season-high 7.0 scoreless innings in his first outing with Midland July 31 against Corpus Christi...allowed just three hits, did not walk a batter and struck out nine to earn Texas League Pitcher of the Week honors for the week of July 27 to Aug. 2...struck out a season-high 13 and did not walk a batter while tossing 6.0 scoreless innings in his final regular season start Sept. 3 at San Antonio and earned TL Pitcher of the Week honors for a second time (Aug. 31-Sept. 7)...finished the regular season with a 15.0-inning scoreless streak...went 1-0 with a 1.20 ERA in two postseason starts for the Texas League Champion RockHounds (15.0 ip, 10 h, 4 r, 2 er, 15 so)...the win came in Game 1 of the TL Championship Series against his former team, Northwest Arkansas...pitched for Mesa in the Arizona Fall League following the season and was named to the AFL Top Prospects Team after going 0-2 with a 3.86 ERA in six starts...led the league in strikeouts (33)...started for the East in the Nov. 7 Fall Stars Game (2.0 ip, 1 bb, 4 so)...was named AFL Pitcher of the Week Nov. 17 for his Nov. 13 start at Scottsdale (ND, 5.0 ip, 2 h, 1 r, 1 er, 1 bb, 9 so)...was rated as the A's second best prospect by *Baseball America* following the season.

**2014**—Spent his first professional season with Single-A Wilmington and went 7-8 with a 3.11 ERA in 25 starts...led the Carolina League and the Royals farm system with 146 strikeouts...also ranked third in the CL in opponents batting average (.228), fourth in ERA and tied for fifth in games started (25)...surrendered just five home runs in 121.2 innings, an average of 0.37 per nine innings...went 5-3 with a 1.96 ERA, .180 opponents average and one home run allowed in 13 starts in the second half of the season...finished the season with a 71.1-inning, 280-batter homerless streak...went 5-1 with a 1.23 ERA over his final eight starts beginning July 22...had

a season-high 16.1-inning scoreless streak from July 22 to Aug. 7...compiled a 1.59 ERA in five starts in July but had just one decision, a win...then went 4-1 with a 1.37 ERA in six starts in August...struck out 44 batters in 39.1 innings and held the opposition to a .173 batting average...fired a seven-inning complete game two-hit shutout Aug. 13 against Frederick...earned CL Pitcher of the Week honors the final week of the season (Aug. 25-Sept. 1) after striking out a season-high 12 batters while tossing 7.0 shutout innings in a 2-0 win over Potomac Aug. 29 (3 h, 0 bb)...was rated as the number three prospect in the Royals minor league system following the season by *Baseball America*.

**2013**—Was drafted by the Royals as a Competitive Balance pick following the first round of the 2013 draft but did not pitch after undergoing hip surgery following his college season...was rated as the Royals sixth best prospect following the season by *Baseball America*.

## PERSONAL/MISCELLANEOUS

Sean Anthony Manaea was originally signed by Royals scout Jason Bryans...graduated from Andean High School in Merrillville, Indiana in 2010...attended Indiana State University...earned Second Team All-Missouri Valley Conference honors as a sophomore and junior...set a school single season ERA record (1.47) and ranked fourth in the NCAA with 11.4 strikeouts per nine innings in 2013...finished his career with 290 strikeouts in three seasons...named the Top Pitcher and Outstanding Pro Prospect in the Cape Cod League in 2012.

## LIFETIME PITCHING RECORD


Year	Club	W	L	ERA	G	GS	CG	SHO	SV	IP	H	R	ER	HR	HB	BB	IBB	SO	WP	BK
2014	Wilmington	7	8	3.11	25	25	1	1	0	121.2	102	54	42	5	5	54	0	146	4	0
2015	AZL Royals	0	0	1.80	1	1	0	0	0	5.0	2	1	1	1	1	1	0	6	1	0
	Wilmington	1	0	3.66	4	4	0	0	0	19.2	22	12	8	0	1	4	0	22	0	0
	NW Arkansas	0	1	5.14	2	2	0	0	0	7.0	9	5	4	1	1	6	0	11	1	0
	Midland	6	0	1.90	7	7	0	0	0	42.2	34	11	9	3	1	15	0	51	1	0
2016	Nashville	2	0	1.50	3	3	0	0	0	18.0	16	3	3	1	0	4	0	21	1	0
	OAKLAND	7	9	3.86	25	24	0	0	0	144.2	135	65	62	20	4	37	1	124	3	0
	Stockton	0	0	4.91	1	1	0	0	0	3.2	2	2	2	1	0	2	0	3	0	0
2017	OAKLAND	12	10	4.37	29	29	0	0	0	158.2	167	88	77	18	10	55	1	140	8	0
	Nashville	0	0	2.25	1	1	0	0	0	4.0	4	2	1	0	0	1	0	5	0	0
2018	OAKLAND	12	9	3.59	27	27	1	1	0	160.2	141	67	64	21	8	32	1	108	9	0
<b>ML Totals</b>		<b>31</b>	<b>28</b>	<b>3.94</b>	<b>81</b>	<b>80</b>	<b>1</b>	<b>1</b>	<b>0</b>	<b>464.0</b>	<b>443</b>	<b>220</b>	<b>203</b>	<b>59</b>	<b>22</b>	<b>124</b>	<b>3</b>	<b>372</b>	<b>20</b>	<b>0</b>

## CAREER TRANSACTIONS

**2013** — Selected by the Kansas City Royals organization as a Competitive Balance pick following the 1st round (34th selection overall) of the First-Year Player Draft. **2015** — Traded to the Oakland Athletics with pitcher Aaron Brooks for infielder/outfielder Ben Zobrist and cash, July 28. **2016** — On the disabled list, June 14 to 28. **2017** — On the disabled list, April 27 to May 14; included rehabilitation assignment to Nashville, May 9 to 14. **2018** — On the disabled list, August 26 to October 1.

## MANAEA'S CAREER BESTS

**Low Hit Complete Game:** 0, April 21, 2018 vs. Boston  
**Innings Pitched:** 9.0, April 21, 2018 vs. Boston  
**Strikeouts:** 10 (twice), April 21, 2018 vs. Boston; April 9, 2017 at Texas  
**Pitches:** 116, September 6, 2017 vs. Los Angeles (AL)  
**Longest Winning Streak:** 5, May 20 to June 10, 2017  
**Longest Losing Streak:** 3 (twice), last: August 1 to 18, 2017  
**Longest Scoreless Streak:** 15.1, August 29 to September 26, 2016

**OUTFIELDER****Height/Weight:** 5-11 / 205**Bats/Throws:** Left / Left**Birthdate:** June 27, 1990**Opening Day Age:** 28**Birthplace/Resides:** Crystal Lake, Illinois / Crystal Lake, Illinois**Major League Service:** 82 days**Obtained:** Signed to a minor league contract, November 21, 2017**Contract Status:** First year of a one-year contract through 2019**CAREER HIGHLIGHTS**

Made his Major League debut with Oakland in 2018 in his eighth professional season and batted .296 with a home run and 19 RBI in 55 games...spent seven seasons in the St. Louis Cardinals farm system before signing with the A's as a minor league free agent following the 2017 season...is a .266 (793-for-2980) career hitter with 36 home runs and 362 RBI in 854 career games in eight seasons in the minors...has 409 walks for a .361 on-base percentage...has played 297 games in center field, 278 in right field, 182 in left field and 49 at first base...has also pitched twice...reached base in 66 consecutive games with Triple-A Nashville in 2018...was named to the Texas League Midseason All-Star team in 2015.

**2018 HIGHLIGHTS**

Batted .296 with a home run and 19 RBI in 55 games over four stints with the A's in his Major League debut...added 21 walks and was hit by a pitch five times for a .397 on-base percentage...had three triples, which tied for third among American League rookies...did not ground into a double play in 152 at bats, which are the fifth most at bats in Oakland history among players without a GIDP...made 36 of his 37 starts in games in which the opponent started a right-handed pitcher...hit .306 (44-for-144) with all 13 of his extra base hits, 18 of his 19 RBI and 20 of his 21 walks against righties...went 1-for-8 (.125) with a walk and two hit by pitches against lefties...batted .321 during the day, .308 with runners in scoring position and .302 on the road...hit .391 against AL East teams and .341 against the AL West...started 35 games in left field and two in center field...committed two errors in 50 games overall in the outfield and played all three positions...went 4-for-13 (.308) with a double, walk and two RBI as a pinch hitter...made 32 of his 37 starts batting leadoff.

**OAKLAND:** Was selected from Triple-A Nashville June 6 and made his Major League debut that day at Texas...grounded out as a pinch hitter in the top of the sixth, remained in the game in right field and went 0-for-2...was 0-for-9 in three games when he was optioned back to Nashville June 9...returned for his second stint on June 23 and collected his first ML hit that day at Chicago (AL)...had a pinch-hit game-winning RBI single in the eighth inning off Juan Minaya...played the next day against the White Sox, did not bat, and was optioned back to Nashville June 25...returned for his third stint July 7 and batted .394 with a .524 on-base percentage and .606 slugging percentage in 15 games in July...made his first start of the season in the leadoff spot July 12 at Houston and went 3-for-5 with two doubles and two RBI July 12 at Houston...the doubles were the first extra base hits of his career and it was also his first multiple hit game and first multiple RBI game...made each of his 21 starts from July 12 to Aug. 28 batting leadoff...collected his first triple July 26 at Texas...had a career-best four-game hitting streak from Aug. 12 to 19 (7-for-16, .438)...was batting .207 in 19 games in August and .275 with a .385 on-base percentage in 34 games overall during his third stint before he was optioned to Nashville Aug. 30...returned to Oakland Sept. 9 and hit .373 with a .467 on-base percentage and .510 slugging percentage in 16 games in September...reached base safely via hit or walk in each of his final 12 games beginning Sept. 15, which was the longest reaching base streak of his career...went 13-for-42 (.310) with six walks (.396 on-base percentage) over that stretch...hit his first Major League home run Sept. 20 in the seventh inning Thursday off the Angels Francisco Arcia...it snapped a career-opening 43-game, 128-at bat homerless streak...matched his career-high with a four-game hitting streak from Sept.



22 to 26 (7-for-16, .438)...started in left field and batted leadoff in the Wild Card game at New York Oct. 3 and went 1-for-4.

**NASHVILLE:** Batted a career-high .297 with six home runs and 40 RBI in 76 games with Nashville...walked 51 times to fuel a career-high .406 on-base percentage...led the A's farm system in on-base percentage and tied for seventh in walks...hit .316 (59-for-187) with five of his six home runs against right-handed pitchers, .258 (23-for-89) against left-handers...also drew 46 of his 51 walks against righties and had a .914 OPS against right-handed pitchers compared to .624 against south paws...had a .355 batting average with runners in scoring position...hit .344 with five of his six home runs in 42 games on the road (.938 OPS), .230 with a .668 OPS in 34 games at home...appeared in 41 games at first base, 22 in left field, 11 in right field and two in center field...did not commit an errors in 34 games overall in the outfield (63 total chances), but made four as a first baseman (.989)...batted .323 with five of his six home runs as a first baseman...hit in every spot in the order except ninth...batted .346 with a .424 on-base percentage in 45 games batting leadoff...went 3-for-27 (.111) with six walks over his first eight games...then reached base safely in 66 consecutive games from April 14 to Sept. 1, which was the longest reaching base streak in the Pacific Coast League...hit .326 with a .421 on-base percentage during the streak...was a perfect 4-for-4 April 28 against New Orleans...tied for the third in the PCL in walks in April (19)...had five straight multiple hit games from May 10-14 (10-for-21, .476)...went 3-for-4 with a season-high two home runs and a season-high four RBI May 18 at Oklahoma City...the began a season-ending streak where he hit safely in each of his final 24 road games, which was the longest road hitting streak in the PCL (41-for-103, .398)...had a 21-game hitting streak from May 22 to June 19 (34-for-90, .378), which was the fourth longest hitting streak in the PCL...was batting .299 with a .417 on-base percentage in 51 games when the A's called for the first time on June 6...returned to the Sounds June 10 and went 15-for-46 (.327) in 11 games before Oakland called again on June 25...returned to Nashville June 26 and went 14-for-43 (.326) in 11 games before he was recalled by Oakland July 7...hit .369 with a .430 on-base percentage and 15 RBI in 20 games in June...the batting average ranked fifth in the PCL and the on-base percentage was seventh...returned to Nashville Sept. 1 for the final three games of the season and went 0-for-10 in three games...went 0-for-4 Sept. 2 against Memphis to snap his reaching base streak at 66.

## CAREER

**2017**—Completed his seventh and final season in the Cardinals organization and batted a combined .294 with eight home runs and 70 RBI in 121 games with Double-A Springfield and Triple-A Memphis...had career highs in slugging (.423), hits (135), home runs, RBI, walks (66) and strikeouts (93) and matched his best in triples (5) and extra base hits (38)...ranked third in the St. Louis farm system in RBI and eighth in batting...was successful in 6-of-7 (85.7%) stolen base attempts...hit .345 against left-handed pitching compared to .283 with seven of his eight home runs against right-handers...slugged five home runs in 30 day games, three in 91 contest at night...batted .290 with a .398 on-base percentage when leading of an inning...hit .323 with runners on base, .323 with runners in scoring position and two outs, .322 on the road and .316 in the ninth inning...appeared in 69 games in left field, 27 in right field, eight at first base and four in center field...committed just one error in 99 games overall in the outfield for a .994 fielding percentage...also batted .325 in 10 games as the designated hitter and was 1-for-3 (.333) with two walks as a pinch hitter...hit in every spot in the order but primarily batted second (44 games), first (33) and third (30)...began the season at Springfield and hit .263 with two home runs and 15 RBI in 23 games...batted .302 with both of his home runs over his first 11 games through April 20...was promoted to Memphis May 5 and spent the rest of the season with the Redbirds, batting .303 with six home runs and 55 RBI in 98 games...added 55 walks for a .394 on-base percentage...went 4-for-6 with two doubles and scored a season-high four runs May 7 at Iowa...batted .448 over his first eight games at Triple-A...matched his season-high with four hits June 20 at Round Rock to get his Memphis average back over .300 (.304)...it would not drop below .300 the remainder of the season...hit .455 (25-for-55) over a 14-game stretch from June 20 to July 6...finished June with a .313 batting average in 22 games...then batted .344 with a .447 on-base percentage in 26 games in July...collected his third four-hit game of the season July 6 at Round Rock...drove in a season-high four runs July 21 against Las Vegas...matched his season high with four RBI Sept. 3 at Colorado Springs...hit .282 (11-for-39) with six runs, two doubles, five RBI and four walks in 10 postseason games for the Pacific Coast League Champion Redbirds.

**2016**—Had three stints with Triple-A Memphis and two with Double-A Springfield and combined to hit .259 with five home runs and 39 RBI in 126 games...added 55 walks and five hit by pitches for a .354 on-base percentage...was successful in 10-of-11 (90.9%) stolen base attempts...ranked fourth in the Cardinals farm system in walks...hit .280 against right-handed pitching, .215 against left-handers...four of his five home runs came with runners on base...batted .182 with runners in scoring position and two outs...was 1-for-7 (.143) with a grand slam and nine RBI with the bases loaded...appeared in 46 games in right field, 40 in center field and 25 in left field...committed three errors in 104 games overall in the outfield for a .987 fielding percentage...hit in every spot in the order, including 38 games batting fifth and 31 in the leadoff spot...began the season at Memphis where he hit .273 with two home runs and 26 RBI in 86 games...hit .318 in 18 games in April...collected a season-high four hits May 28 at Las Vegas...was hitting .309 over his first 44 games through May 29...was sent down to Springfield June 16...hit .234 with three home runs and 13 RBI in 40 games over his two stints with at Double-A...had a season-best seven-game hitting streak from July 24 to 31 (10-for-28, .357)...hit three of his five home runs and collected 10 RBI over an eight-game stretch from July 25 to Aug. 2...hit his third career grand slam Aug. 2 against Tulsa and drove in a season-high four runs...was sent back to Memphis for the final time Aug. 16 and hit .302 over his final 20 games.

**2015**—Batted .265 with five home runs and 32 RBI in 95 games with Double-A Springfield and also hit .393 with a home run and 14 RBI in 22 games during a one-month stint with Triple-A Memphis...combined for a .284 batting average in 117 games overall...ranked fourth among Cardinals minor leaguers in walks (60), fifth in on-base percentage (.392) and tied for ninth in triples (4)...was named to the Texas League Midseason All-Star team...batted .342 on the road...had a .306 batting average at night, .164 during the day...appeared in 63 games in left field, 29 in right field and 11 in center field...also pitched once...hit in every spot in the order except cleanup and saw his most action with 25 games batting third and 20 hitting second...had a season-best seven-game hitting streak from April 26 to May 7 (13-for-24, .542) to boost his average from .200 to .339...had another seven-game hitting streak from May 11 to 20 (13-for-31, .419)...hit .322 in 24 games in May...made his second professional appearance as a pitcher June 12 at Arkansas in a 15-12 loss (1.1 ip, 2 h, 1 r, 1 er, 2 bb, 0 so)...also went 3-for-5 in that game with a triple, home run and a season-high five RBI...was 1-for-3 with two runs, a double, a walk and a stolen base in a start at designated hitter for the North Squad in the Texas League All-Star Game June 30 at Corpus Christi...was moved up to Memphis July 4 and hit .412 with 13 RBI over his first 14 games with the Redbirds...was sent back to Springfield Aug. 5.

**2014**—Spent most of the season with Single-A Palm Beach but also appeared in six games with Double-A Springfield...combined for a .260 batting average, seven home runs and 60 RBI in 121 games overall...had career highs in doubles (26) and triples (5)...ranked third in the Cardinals farm system in doubles, tied for fifth in RBI (60), seventh in hits (118), tied for seventh in walks (45), tied for eighth in triples and tied for ninth in runs (61)...appeared in 62 games in center field, 58 in right field and one in left field...had 15 assists in 119 games overall in the outfield...tied for the lead among Florida State League outfielders in double plays (5) and ranked second in assists (15)...began the season at Palm Beach and was transferred to Springfield May 31...went 2-for-11 (.182) in five games before returning to Palm Beach June 10...batted .319 with nine doubles, four home runs and 15 RBI in 26 games in July...hit two grand slams over a period of seven days, both coming in the 8th inning...the first was July 28 against Lakeland as part of a two homer game and the second was Aug. 4 at Dunedin...had three doubles Aug. 21 at Jupiter...was sent back to Springfield Sept. 1 and went 4-for-5 that day at Tulsa in his only game before the season ended.

**2013**—Batted .252 with two home runs and 36 RBI in 106 games with Single-A Peoria...had 40 walks and 40 strikeouts...hit .267 against right-handed pitching, .205 against left-handers...had a .201 batting average in the first half, .294 with both of his home runs in the second half...batted .306 during the day...appeared in 78 games in right field and 28 in center field...also pitched once...was on the disabled list from April 17 to 24 with a sprained left ankle...made his professional debut as a pitcher May 13 at Quad Cities (1.0 ip, 1 h)...pitched the eighth inning of the Chiefs 8-0 loss...hit .326 in 23 games in June...walked 16 times in 23 games in July for a .400 on-base percentage...had his lone four-hit game of the season Aug. 28 against Clinton when he went 4-for-6 with a double and RBI...hit .429 with six RBI over his final six games.

**2012**—Spent his first full season at Single-A Quad Cities and hit .266 with two home runs and 52 RBI in 130 games...had more walks (64) than strikeouts (60) and his average of 9.38 plate appearances per strikeout was fourth best in the Midwest League...was also hit by a pitch 10 times for a .361 on-base percentage...had career highs in runs (82), stolen bases (11), hit by pitches, games and at bats (482)...appeared in 94 games in center field, 29 in right field and two in left field...hit his first professional home run in his 107th career game May 30 against Beloit.

**2011**—Made his professional debut with Batavia of the Short Season Single-A New York-Penn League and hit .167 with 19 RBI in 57 games...added 28 walks for a .291 on-base percentage...was a perfect 8-for-8 in stolen bases...did not commit an error in 56 games and 99 total chances in the outfield (56 in center field, one in right field)...went 1-for-4 in his debut June 17 against Auburn... had his first RBI June 20 against Mahoning Valley.

## PERSONAL/MISCELLANEOUS

Nicholas Scott Martini...attended Kansas State University...was named 2010 Big XII Player of the Year and set an NCAA record for reaching base safely in 93 straight games (April 2009-2011).

### LIFETIME PLAYING RECORD

Year	Club	AVG.	G	AB	R	H	2B	3B	HR	RBI	SH	SF	HP	BB	SO	SB	CS	SLG	OBP	E
2011	Batavia	.167	57	174	19	29	5	3	0	19	0	1	3	28	34	8	0	.230	.291	0
2012	Quad Cities	.266	130	482	82	128	24	4	2	52	3	4	10	64	60	11	9	.344	.361	5
2013	Peoria	.252	106	365	36	92	18	2	2	36	0	2	9	40	40	9	8	.329	.339	2
2014	Palm Beach	.256	115	438	59	112	25	5	7	59	2	3	9	44	71	5	5	.384	.334	8
	Springfield	.375	6	16	2	6	1	0	0	1	0	0	1	1	1	1	0	.438	.412	0
2015	Springfield	.265	95	313	40	83	15	2	5	32	4	1	5	51	48	8	7	.374	.376	2
	Memphis	.393	22	56	12	22	4	2	1	14	1	0	1	9	10	1	0	.589	.485	0
2016	Memphis	.273	86	256	38	70	12	3	2	26	0	4	3	31	39	6	0	.367	.354	1
	Springfield	.234	40	145	21	34	5	0	3	13	0	1	2	24	27	4	1	.331	.349	2
2017	Springfield	.263	23	99	13	26	5	0	2	15	0	0	0	11	16	1	0	.374	.336	0
	Memphis	.303	98	360	60	109	20	5	6	55	0	7	4	55	77	5	1	.436	.394	1
2018	Nashville	.297	76	276	44	82	12	2	6	40	0	2	1	51	68	5	1	.420	.406	4
	OAKLAND	.296	55	152	26	45	9	3	1	19	0	1	5	21	36	0	0	.414	.397	2
<b>ML Totals</b>		<b>.296</b>	<b>55</b>	<b>152</b>	<b>26</b>	<b>45</b>	<b>9</b>	<b>3</b>	<b>1</b>	<b>19</b>	<b>0</b>	<b>1</b>	<b>5</b>	<b>21</b>	<b>36</b>	<b>0</b>	<b>0</b>	<b>.414</b>	<b>.397</b>	<b>2</b>

### LIFETIME PITCHING RECORD

Year	Club	W	L	ERA	G	GS	CG	SHO	SV	IP	H	R	ER	HR	HB	BB	IBB	SO	WP	BK
2013	Peoria	0	0	0.00	1	0	0	0	0	1.0	1	0	0	0	0	0	0	0	0	0
2015	Springfield	0	0	6.75	1	0	0	0	0	1.1	2	1	1	0	0	2	0	0	0	0
<b>Minor League Totals</b>		<b>0</b>	<b>0</b>	<b>3.86</b>	<b>2</b>	<b>0</b>	<b>0</b>	<b>0</b>	<b>0</b>	<b>2.1</b>	<b>3</b>	<b>1</b>	<b>1</b>	<b>0</b>	<b>0</b>	<b>2</b>	<b>0</b>	<b>0</b>	<b>0</b>	<b>0</b>

### CAREER TRANSACTIONS

**2011** — Selected by the St. Louis Cardinals organization in the 7th round of the First-Year Player Draft. **2017** — Elected free agency, November 6; signed by the Oakland Athletics to a minor league contract, November 21.

### WILD CARD RECORD

Year	Club/Opp.	AVG.	G	AB	R	H	2B	3B	HR	RBI	SH	SF	HP	BB	SO	SB	CS	SLG	OBP	E
2018	OAK vs. NYY	.250	1	4	0	1	0	0	0	0	0	0	0	0	2	0	0	.250	.250	0

### MARTINI'S CAREER HIGHS

**Hits:** 3 (five times), last: September 25, 2018 at Seattle  
**Home Runs:** 1, September 20, 2018 vs. Los Angeles (AL)  
**Runs Batted In:** 2 (four times), September 25, 2018 at Seattle  
**Stolen Bases:** None  
**Hitting Streak:** 4 (twice), last: September 22 to 26, 2018  
**Hitless Streak (At Bats):** 15, July 31 to August 12, 2018  
**Game Ending RBI:** None  
**Grand Slams:** None  
**Pinch-Hit Home Runs:** None  
**Inside-The-Park Home Runs:** None  
**Lead Off Home Runs:** None



**INFIELDER**

**Height/Weight:** 6-0 / 192

**Birthdate:** June 23, 1995

**Birthplace/Resides:** Santo Domingo Oeste, Dominican Republic / Santo Domingo Oeste, Dominican Republic

**Major League Service:** None

**Obtained:** Acquired from the New York Yankees with Dustin Fowler and minor leaguer James Kaprielian for Sonny Gray and \$1.5 million international bonus slot cash, July 31, 2017

**Contract Status:** First year of a one-year contract through 2019

**Bats/Throws:** Right / Right

**Opening Day Age:** 23

**CAREER HIGHLIGHTS**

Was signed by the New York Yankees organization as a non-drafted free agent out of the Dominican Republic in 2012 and was traded to the Oakland A's organization in the Sonny Gray deal at the 2017 trading deadline...is a .261 (597-for-2286) career hitter with 102 doubles, 62 triples, 33 home runs and 224 RBI in 583 games in seven professional seasons...also has 259 career stolen bases...has played 452 games at shortstop, 52 at second base and 29 in center field...led minor league baseball in stolen bases in 2015 (82)...also led the minors in triples in 2018 (16) and tied for the lead in 2017 (18)...has led his league in stolen bases three times (2016, 2015, 2013)...was a *Baseball America* Double-A All-Star in 2017...named to the World Team in the 2016 Futures Game...was tabbed by *Baseball America* as the A's No. 3 prospect following the 2017 season and No. 9 following the 2018 season...was the Yankees' No. 4 prospect after 2016, No. 1 following 2015 and No. 3 following 2014.

**2018 HIGHLIGHTS**

Spent the entire season at Nashville in his Triple-A debut and batted .230 with three home runs and 45 RBI in a career-high 131 games...the batting average was a career-low as was his .353 slugging percentage and .280 on-base percentage...had 16 triples, which were the most in the A's farm system and three more than any other player in all of the minor leagues...they matched the most by an A's minor league over the last 19 years (Jermaine Mitchell, 2011)...now has 34 triples over the last two seasons...ranked fifth in the Pacific Coast League with 25 stolen bases, his fourth consecutive season with 20 or more steals...tied for second in the A's farm system in steals...however, was caught stealing 10 times, which tied for the most in the PCL...led the A's farm system in triples and tied for the lead in stolen bases...batted .246 (29-for-118) against left-handed pitchers compared to .224 (79-for-352) with all three of his home runs against right-handers...hit .259 with all three of his home runs at home, .196 on the road...was 6-for-14 (.429) with a double, triple and 15 RBI with the bases loaded...appeared in 123 games at shortstop and four at second base...led PCL shortstops in games, total chances (509), assists (340) and errors (23), ranked second in double plays (72) and third in putouts (146)...did not commit an error in 18 total chances at second...also went 1-for-15 (.067) in five games at designated hitter...hit in every spot in the order except third and fourth...saw his most action with 71 games batting ninth...was rated as the A's ninth best prospect by *Baseball America* following the season...played for Toros del Este in the Dominican Winter League and hit .169 with six RBI and 10 walks (.300 on-base percentage) in 25 games.

**MINORS:** Was the Sounds Opening Day starter at shortstop on April 5 at New Orleans and went 2-for-5 with a season-high three RBI...also committed a season-high three errors...had his first of three two-steal games April 14 against Omaha (also June 24 against Round Rock and July 17 against Omaha)...was batting .294 over his first eight games but then went 5-for-57 (.088) over his next 15 contests from April 15 to May 2 to drop his average to .165...ended that stretch with his first of two four-hit games May 3 at Colorado Springs...two of the hits were home runs and he drove in a season-high tying three runs...batted .172 in 22 games in April and was hitting under .200 as late as May 20 (.195)...then had his first of four six-game hitting streaks from May 21 to 27 (7-for-20, .350) to lift his average to .213...a 5-for-35 (.143) streak from May 28 to June 10 dropped his average to .201 but he then matched his season-high by hitting safely in six consecutive games from June 11 to 17...went 10-for-22 (.455) with eight RBI during the streak...hit the

game-winning two-run home run in the 10th inning of an 8-6 win on June 15 at El Paso...it was his third and final home run of the season...finished the year with a 71-game, 252-at bat homerless streak...went 9-for-22 (.364) with three triples during a six-game hitting streak from June 22-27...hit .271 in June, which was his best single-month average of 2018...was successful in each of his final 12 stolen base attempts beginning July 2...committed his 17th error of the season in his 74th game on July 4 against Iowa...then had a season-best 23-game errorless streak from July 5 to Aug. 1 and made just six errors over his final 52 games...had a season-high tying six-game hitting streak from July 20 to 26...hit .478 (11-for-23) with two doubles and three triples during the streak...went 4-for-5 with two triples and a season-high tying three RBI July 24 at Las Vegas.

## CAREER

**2017**—Played for three different teams in two different organizations and combined to hit .267 with 30 doubles, 18 triples, 12 home runs and 57 RBI in 129 games...also stole 52 bases...tied for the lead in all of the minor leagues in triples (Franchy Cordero, El Paso) and was one of 11 minor leaguers to reach double figures in doubles, triples, home runs and stolen bases...also tied for second in the minors in stolen bases behind Wes Rogers (70 with Lancaster) and tied for seventh in at bats (532)...grounded into just one double play in 532 at bats...ranked third in the Florida State League in triples (8) and fourth in stolen bases (28) despite spending less than three months with Single-A Tampa...was named to the FSL Midseason All-Star Team...tied for the Texas League lead in triples (7) despite spending just one month with Double-A Midland...combined to hit .296 with 14 doubles, 10 triples, eight home runs, 46 RBI and 24 stolen bases in 60 games with his two Double-A teams (Trenton and Midland) and was named a *Baseball America* Double-A All-Star...had career highs in slugging percentage (.459), runs (90), hits (142), doubles, triples, home runs, RBI, extra base hits (60), at bats and strikeouts (144)...batted .338 against left-handed pitching compared to .242 against right-handers...had a .189 batting average with runners in scoring position with Tampa but hit .333 with RISP with Trenton and .394 with Midland for a mark of .284 overall...hit .329 in 16 day games and was successful in all 13 of his stolen bases attempts...had a .258 batting average at night...batted .239 with a .300 on-base percentage when leading off an inning...appeared in 89 games at shortstop, including all 30 of his games with Midland...committed 19 errors for .952 fielding percentage...also appeared in 29 games in center field (one error) and eight games at second base (two errors)...batted leadoff 124 times and hit third three times (all with Tampa)...had his first of nine multi-steal games when he stole two bases April 8 at Lakeland...had his first of four four-hit games the next day against the Flying Tigers (also May 12 at Clearwater, July 1 at New Hampshire and Sept. 1 against San Antonio)...grounded into his only double play of the season in the second game of an April 13 doubleheader against Bradenton...finished the season with a 121-game streak without a GDP...hit .333 over his first 10 games through April 15...stole 13 bases in April, which tied for the most in all of the minor leagues...batted .393 over a 14-game stretch from May 10 to 25...collected his first of two two-homer games May 12 at Clearwater...laced two triples in the second game of a May 25 doubleheader at Jupiter...started at shortstop and batted leadoff for the North All-Stars in the Florida State League All-Star Game on June 17 at Lakeland and went 0-for-2...stole a season-high four bases in his final game with Tampa on June 25 against Dunedin...was leading the FSL in triples (8) and stolen bases (28) and was batting .240 in 69 games when he was promoted to Double-A Trenton June 27...batted .300 in 30 games with the Thunder from June 27 through June 30...tied for first in the Eastern League in triples over that span (3), ranked second in stolen bases (11) and runs (26), tied for third in extra base hits (16), fourth in total bases (63), tied for fourth in doubles (9) and fifth in RBI (26)...went 6-for-8 (.750) with two doubles, a triple, two grand slams and 16 RBI with the bases loaded with Trenton...was named EL Batter of the Week in his first week at Double-A (June 26-July 2) after going 12-for-23 (.522) with nine runs, three triples, a home run, 10 RBI, five walks and two stolen bases in six games...reached base safely in each of his first 23 games with the Thunder through July 23...hit .344 with a .425 on-base percentage...reached base safely in each of his final eight games with Tampa for a 31-game reaching base streak overall...walked a season-high four times in five plate appearances June 28 against Richmond...had a season-best 10-game hitting streak from June 29 to July 8...went 18-for-40 (.450) with 15 runs, four doubles, three triples, two home runs and 15 RBI during the streak...drove in four runs July 1 at New Hampshire and then had a grand slam and a season-high five RBI the next day against the Fisher Cats...tripled in three straight games, July 1-2...stole a base in five consecutive games from July 9 to 16 (six stolen bases total)...including the 200th steal of his minor league career

July 14 at Hartford...hit his second grand slam July 26 against Hartford...was traded to the A's with Dustin Fowler and James Kaprielian for Sonny Gray and international bonus money July 31 and was assigned to Midland...went on to bat .292 in 30 games with the RockHounds...hit .354 with six of his seven triples in 17 home games, .207 in 13 road games...joined the club on Aug. 1 and from that point until the end of the season, he led the Texas League in runs (25), triples (7), stolen bases (13), extra base hits (16) and total bases (71) and ranked fourth in hits (40)...had a 15-game home hitting streak with the RockHounds from Aug. 3 to 30 (24-for-70, .343)...hit .341 over his final 18 contests with Midland...logged his second two-triple game of the season Aug. 29 against San Antonio...went 4-for-5 and scored a season-high four runs Sept. 1 against San Antonio...had his second two-homer game in the final game of the regular season on Sept. 4 at Frisco...went 8-for-43 (.186) with seven runs scored, four RBI, three walks and three stolen bases in 10 postseason games for the Texas League Champion RockHounds...played for Toros del Este in the Dominican Winter League following the season and hit .217 with three doubles, two triples, three home runs and eight RBI in 30 games...was a perfect 10-for-10 in stolen bases...was named the A's number three prospect by *Baseball America* following the season.

**2016**—Spent the entire season with Single-A Tampa, hitting .254 with 16 doubles, nine triples, eight home runs, 47 RBI and 36 stolen bases in 113 games as the team's primary leadoff hitter...led all Yankees minor leaguers in stolen bases...led the Florida State League in stolen bases and tied for second in triples, while leading the team in hits and RBI...was selected to the FSL Mid-Season All-Star Team and the 2016 MLB All-Star Futures Game (did not participate)...hit .351 with runners in scoring position...batted .337 with 18 runs, three doubles, three triples, two home runs and 17RBI in 21 games in April...after the season, played for the Toros del Este of the Dominican Winter League, batting .167 with eight runs, one double, one triple, two RBI and five stolen bases in 20 games...following the season, was tabbed by *Baseball America* as the Yankees' No. 4 prospect, as well as the organization's "Fastest Baserunner" and "Best Athlete"...was also named by the publication as the Florida State League's "Fastest Baserunner" and "Best Infield Arm"...was named an Organization All-Star by MiLB.com

**2015**—Combined with Single-A Charleston and Single-A Tampa to hit .278 in 117 games...ranked second in the organization in triples (11)...led all minor leaguers in stolen bases (82)...was 82-for-99 (82.8%) in stolen base attempts, finishing 11 stolen bases ahead of minor league runner-up Yefri Pérez (71)...had 18 multi-steal games, including four games with four stolen bases...began the season with Charleston, batting .268 with a league-high 71 stolen bases in 96 games...was promoted to Tampa on Aug. 5 and went 4-for-6 with two steals in his debut that day at Brevard County...was named Florida State League "Player of the Week" for the period from Aug. 10-16 after hitting .435 with four runs, three doubles, one triple, four RBI and three stolen bases in five games...following the season, was ranked by *Baseball America* as the Yankees' No. 1 prospect, as well as the organization's "Fastest Baserunner," "Best Athlete" and "Best Defensive Infielder" and possessing the "Best Infield Arm".

**2014**—In 15 games with the Gulf Coast League Yankees 1, batted .276 with 14 runs, five doubles, a triple and RBI...had a .354 on-base percentage and .397 slugging percentage...was 11-for-12 (91.7%) in stolen base attempts...made 12 starts at shortstop and committed one error in 59 total chances (.983 fielding percentage)...following the season, was ranked by *Baseball America* as the Yankees' No. 3 prospect.

**2013**—Spent the season with the Dominican Summer League Yankees 1, hitting .287 with seven home runs and 26 RBI in 64 games...had a .378 on-base percentage and .450 slugging percentage...stole a DSL-high 49 bases in 59 attempts (83.1%)...batted .430 during an 18-game hitting streak from July 8-30...hit for the cycle July 12 at the DSL Nationals (4-for-6, 4RBI).

**2012**—Made his professional debut with the Dominican Summer League Yankees 2, batting .255 with a home run and eight RBI in 14 games...had a .382 on-base percentage and .382 slugging percentage.

## PERSONAL/MISCELLANEOUS

Jorge Mateo.

## LIFETIME PLAYING RECORD

Year	Club	AVG.	G	AB	R	H	2B	3B	HR	RBI	SH	SF	HP	BB	SO	SB	CS	SLG	OBP	E
2012	DSL Yankees2	.255	14	55	15	14	2	1	1	8	1	1	0	12	11	4	1	.382	.382	2
2013	DSL Yankees1	.287	64	258	50	74	9	6	7	26	0	2	5	34	52	49	10	.450	.378	19
2014	GCL Yankees1	.276	15	58	14	16	5	1	0	1	0	0	0	7	17	11	1	.397	.354	1
2015	Charleston	.268	96	365	51	98	18	8	2	33	4	1	3	36	80	71	15	.378	.338	24
	Tampa	.321	21	84	15	27	5	3	0	7	0	0	0	7	18	11	2	.452	.374	6
2016	Tampa	.254	113	464	65	118	16	9	8	47	3	4	3	33	108	36	15	.379	.306	18
2017	Tampa	.240	69	275	39	66	16	8	4	11	2	1	3	16	79	28	3	.400	.288	10
	Trenton	.300	30	120	26	36	9	3	4	26	1	2	2	15	32	11	7	.525	.381	5
	Midland	.292	30	137	25	40	5	7	4	20	0	1	0	9	33	13	3	.518	.333	7
2018	Nashville	.230	131	470	50	108	17	16	3	45	2	4	5	29	139	25	10	.353	.280	23
<b>Minor League Totals</b>		<b>.261</b>	<b>583</b>	<b>2286</b>	<b>350</b>	<b>597</b>	<b>102</b>	<b>62</b>	<b>33</b>	<b>224</b>	<b>13</b>	<b>16</b>	<b>21</b>	<b>198</b>	<b>569</b>	<b>259</b>	<b>67</b>	<b>.403</b>	<b>.324</b>	<b>115</b>

## CAREER TRANSACTIONS

**2012** — Signed by the New York Yankees organization as a non-drafted free agent, January 28. **2017** — Traded to the Oakland Athletics with outfielder Dustin Fowler and minor league pitcher James Kaprielian for pitcher Sonny Gray and \$1.5 million international bonus slot cash, July 31.

**RIGHT-HANDED PITCHER****Height/Weight:** 6-1 / 225**Bats/Throws:** Right / Right**Birthdate:** February 19, 1993**Opening Day Age:** 26**Birthplace/Resides:** Houston, Texas / Houston, Texas**Major League Service:** 1 year, 128 days**Obtained:** Acquired from Houston with Jacob Nottingham for Scott Kazmir, July 23, 2015**Contract Status:** First year of a one-year contract through 2019**CAREER HIGHLIGHTS**

Has spent parts of each of the last seasons in the majors, all with Oakland, and is 12-17 with a 4.64 ERA in 43 games, including 38 starts...is 26-11 with a 2.93 ERA (108 er in 331.1 ip) in 69 games, including 59 starts, in five seasons in the minors...was originally selected by Houston in the fourth round of the 2014 draft and was traded to the A's organization July 23, 2015 in the Scott Kazmir deal...did not pitch above Single-A over his first two seasons but made his Double-A, Triple-A and Major League debuts in 2016...led the A's farm system in ERA (1.46) and tied for second in wins (10) in 2016.

**2018 HIGHLIGHTS**

Was in the A's Opening Day starting rotation but was optioned to Triple-A Nashville following a mid-season stint on the disabled list before returning to Oakland in late August, working primarily as a long man in "opener" games...went 7-6 with a 4.05 ERA and .234 opponents batting average in 22 games, including 17 starts, in his third season in the majors and tossed 115.2 innings...was 5-11 with a 5.24 ERA, .265 opponents batting average and 115.0 innings in 21 starts over his first two seasons...struck out just 72 batters in 115.2 innings and his average of 5.60 strikeouts per nine innings was second lowest in the American League (Colon, TEX 4.98)...walked just 26 (2.02 per nine innings) and is averaging 1.99 walks per nine innings over the last two years (35 bb in 158.2 ip) after walking 4.13 per nine innings in his first season...went 6-6 with a 4.50 ERA in his 17 starting assignments and was 1-0 with a 1.83 ERA in his five relief appearances...did not allow a run in three of his five relief appearances and tossed at least four innings four times...sur-rendered just one home run in 19.2 innings of relief...allowed 15 of his 58 runs in the first inning for a 7.94 ERA and .343 opponents batting average...had a 3.38 ERA and .213 opponents average from the second inning on...had five home runs in the first inning, 13 after that...had a .285 opponents batting average and nine of his 18 home runs the first time through the lineup, .151 the second time and .281 after that...was 0-6 with a 6.70 ERA and .287 opponents batting average in 11 games against American League West competition, 7-0 with a 2.04 ERA and .188 opponents average in 11 games against all other teams...is now 1-12 with a 6.20 ERA (71 er in 103.0 ip) in 21 career games against the West compared to 11-5 with a 3.38 ERA (48 er in 127.2 ip) in 22 games against the rest of baseball...his only win against an AL West team came on Oct. 1, 2017 at Texas...has a nine-game winning streak in interdivision games (15 er in 82.0 ip, 1.65 ERA) and has not lost since May 29, 2017 at Cleveland...his opponents batting average broke down to .221 (44-for-199) against left-handed hitters compared to .244 (59-for-241) against right-handers...issued 20 of his 26 walks this year and 27 of his 35 walks over the last two years to righties...held the opposition to a .185 batting average leading off an inning and issued just three walks for a .211 on-base percentage...the on-base percentage was the lowest in the majors among pitchers with 100 or more innings and the batting average was fourth lowest in the AL...yielded a .293 average with runners in scoring position...13 of the 18 home runs he allowed were solo shots...was 3-4 with a 3.60 ERA in 13 games at home, 4-2 with a 4.87 ERA in nine games on the road...entered the season with a 6.43 career ERA in Oakland, 4.12 on the road...went 2-0 with a 1.93 ERA in two interleague starts...is now 4-3 with a 3.10 ERA (18 er in 52.1 ip) in eight career starts against the National League compared to 8-14 with a 5.10 ERA (101 er in 178.1 ip) in 35 games against the AL...tied for second among AL pitchers in sacrifice hits allowed (4) and tied for sixth in opponents reaching base on an error (8)...the A's won each of his five no decisions as a starter and were 11-6 (.647) in his starting assignments...are now 16-8 (.667) when he starts over the last



two years...went 1-for-3 (.333) with a RBI and a strikeout as a hitter and is 2-for-11 (.182) with a RBI, walk and four strikeouts in his career.

**OAKLAND:** Was in the A's starting rotation to begin the season and lost each of his first two starts on March 31 against Los Angeles (AL) and April 5 against Texas, compiling a 6.55 ERA...then went 6-2 with a 2.27 ERA over his next 10 starts from April 11 to May 31...picked up his first win on April 11 at Los Angeles (NL)...allowed a run in the first inning, snapping a 23.0-inning road scoreless streak...that fell two short of the Oakland record of 25.0 set by Gene Nelson (Aug. 21, 1989-April 25, 1990) and matched by Dennis Eckersley (June 5, 1990-April 16, 1991)...defeated Chicago (AL) on April 16 for his first career win in the Coliseum...it snapped a career-opening 10-game home losing streak, which is the longest career-opening home losing streak by an A's pitcher since Bobby Hasty lost 11 straight from Sept. 11, 1919 to Aug. 11, 1921...it is the second longest home losing streak in Oakland history and fell three short of the record of 14 set by Matt Keough from July 14, 1978 to Aug. 8, 1979...was 2-3 with a 4.68 ERA and .276 opponents average over his first six starts through the end of April...then went 4-1 with a 1.51 ERA and .181 opponents average in six starts in May...was one of four American League pitchers to win four games in May, had the second lowest ERA to the Astros Justin Verlander (0.86) and ranked fifth in opponents batting...had never won more than two games in a month in his career...the ERA was the lowest in a single month in his career and it was the second lowest May ERA by an Oakland pitcher over the last 30 years (Barry Zito, 1.32 in 2006)...allowed six runs, four of which scored on solo home runs...opponents went 4-for-25 (.160) with runners in scoring position...won four consecutive starts from May 15 to 31, which is the longest winning streak of his career...compiled a 1.20 ERA and .171 opponents batting average during the streak...had a career-high and A's season-high 25.0 inning scoreless streak during the winning streak...tossed 7.0 scoreless innings of two-hit ball May 20 at Toronto followed by a two-hit shutout in a 3-0 win on May 26 against Arizona...is just the second A's pitcher since at least 1908 with back-to-back scoreless outings of seven innings or more and two hits or fewer...the other is Bobby Witt from June 23-28, 1994...the complete game against the Diamondbacks was the second of his career...did not walk a batter and struck out five...his first complete game was also a two-hit, no-walk shutout (Sept. 15, 2017 at Philadelphia) and he joins Catfish Hunter and George Earnshaw as the only three A's pitchers since at least 1908 with two career two-hit, no-walk shutouts...walked two batters May 31 against Tampa Bay, ending a season-opening streak of 11 starts with one walk or fewer...that was the longest season-opening streak by an Athletics starting pitcher since at least 1908...had a streak of 12 consecutive starts with one walk or fewer dating back to last year, which was third longest by an A's starter since at least 1908 (excludes starters who pitched in relief in between)...went 0-2 with an 11.57 ERA and .333 opponents average in four starts in June...allowed nine home runs in just 16.1 innings after yielding six home runs over his first 12 starts and 74.1 innings...a career-high four of those home runs came in an 8-2 loss at Texas June 6...left his start on June 23 at Chicago (AL) after two innings with a sprained right foot...it was the shortest outing of his career as a starter...was placed on the disabled list June 27 retroactive to June 24 with the foot injury...made two rehab starts with Triple-A Nashville before he was reinstated from the DL and optioned to Nashville July 14...was recalled by Oakland Aug. 27 and made five of his final six appearances in relief...was 1-0 with a 2.52 ERA and .180 opponents batting average over that stretch...made his first career relief appearance Aug. 27 at Houston...entered the game to start the fourth inning with the A's trailing 5-4 and tossed 4.0 scoreless innings...pitched 4.2 scoreless innings in relief of Liam Hendriks (1.0 ip) on Sept. 4 against New York (AL) and allowed just one hit...that was the longest relief appearance by an Athletic in 2018 until his next appearance on Sept. 12 at Baltimore when he logged 5.0 scoreless and hitless innings while walking one in relief of Hendriks (1.0 ip)...it matched the longest hitless outing by a reliever in Oakland history (Zach Neal, Sept. 30, 2016 at Seattle)...made a start in his final outing of the season, allowing three runs on four hits in 5.1 innings in a no decision at Seattle Sept. 24.

**NASHVILLE:** Was 4-1 with a 2.98 ERA in nine games, including eight starts...surrendered just two home runs in 45.1 innings, an average of 0.40 per nine innings...walked one batter or fewer in each of his nine appearances and issued seven free passes total, an average of 1.39 per nine innings...struck out 34 for a strikeout-to-walk ratio of 4.86...allowed a .231 opponents batting average, including .204 (22-for-108) against right-handed hitters compared to .279 (17-for-61) against left-handers...walked just one batter to lead off an inning and opponents hit .222 with

a .255 on-base percentage and .289 slugging percentage...yielded a .202 average with the bases empty compared to .291 with runners on...opponents hit .303 with runners in scoring position, including .353 with RISP and two outs...went 3-0 with a 1.54 ERA in four games at Nashville, 1-1 with a 4.50 ERA in five starts on the road...was assigned to Nashville on a rehab assignment July 6 and pitched 3.2 innings for relief that day against Iowa for the win...started the second game of a July 13 doubleheader at Iowa and allowed four runs in four innings for the loss...was reinstated from the Oakland disabled list the next day and optioned to Nashville...went 3-0 with a 2.63 ERA over his final seven starts...tossed a minor league season-high 7.0 innings in back-to-back starts July 19 against Omaha and July 25 at Las Vegas...logged a season-low 0.2 innings July 30 at Salt Lake...struck out a minor league season-high eight batters in a 6-4 win over Sacramento Aug. 5...picked up his final win Aug. 18 at Colorado Springs...did not allow a run over his final two starts on Aug. 16 against Round Rock (6.0 ip) and Aug. 21 at Round Rock (4.0 ip) but had a no decision in each start.

## CAREER

**2017**—Combined to make just 18 starts between the majors and minors due to two stints on the disabled list...went 3-2 with a 3.14 ERA and .229 opponents batting average in seven starts over two stints with Oakland...was also 2-4 with a 4.17 ERA in nine starts with Triple-A Nashville and 0-0 with a 0.00 ERA in two starts with the A's affiliate in the Arizona Rookie League...walked just nine batters in 43.0 innings (1.88 per nine innings) with the A's for a .268 on-base percentage...went 0-1 with a 10.13 ERA and .371 opponents batting average in two starts during his first stint from May 29 to June 3...then went 3-1 with a 1.54 ERA and .189 opponents batting average in five starts after returning to Oakland Sept. 5 when the Sounds season concluded...his ERA during his second stint was fifth lowest in the American League over that span...his opponents batting average included a .187 mark against right-handed hitters compared to .268 against left-handers...issued seven of his nine walks to righties...went 0-1 with a 5.40 ERA in three starts at home, 3-1 with a 1.71 ERA in four starts on the road...allowed a .176 opponents batting average with runners in scoring position...had a .179 opponents average the first time through the lineup, .257 after that...had a 0.64 ERA in innings one and two, a 4.34 ERA from the third inning on...tied for fifth in the AL in complete games (1)...made five of his seven starts during the day...the A's went 5-2 (.714) in his starting assignments after going 3-11 (.214) in 2016...began the season on Oakland's 10-day disabled list after fracturing his medial tibial sesamoid bone while throwing a bullpen at home Jan. 31...had surgery on his right foot Feb. 8 at Houston Methodist Hospital...the surgery, which involved a sesamoidectomy, was performed by Dr. Kevin Varner...made three rehab starts before he was reinstated from the DL and optioned to Nashville May 20...was recalled for the first time May 29 and allowed three home runs in 3.1 innings for the loss that day at Cleveland...was 0-1 with a 10.13 ERA in two starts when he was optioned back to Nashville June 3...returned to Oakland Sept. 5 when the Sounds season concluded and went 3-1 with a 1.54 ERA in five starts...including 2-1 with a 1.93 ERA in September...ranked fifth in the AL in ERA in September...tossed his first career complete game and the A's only complete game of the season, a two-hit shutout in a 4-0 win at Philadelphia Sept. 15...did not walk a batter to become the 14th pitcher in Oakland history to allow two hits or fewer in a shutout and not walk a batter...struck out seven while tossing a career-high 118 pitches...tossed seven scoreless innings in his next start Sept. 20 at Detroit for the first winning streak of his career...it was his first career victory in 10 starts during the day...did not walk a batter and joins Catfish Hunter (Sept. 5-9, 1974) and Bartolo Colon (May 26-31, 2013) as the only A's pitchers since at least 1913 with back-to-back games of seven or more innings and no runs or walks...did not allow a run in the first three innings of his next start Sept. 26 against Seattle for an A's season-high 19.0-inning scoreless streak...tossed seven scoreless innings to defeat the Rangers in the final game of the season Oct. 1 at Texas...finished the season with a 23.0-inning scoreless streak on the road...combined with Nashville and the A's Arizona Rookie League affiliate for a 2-4 record, a 3.69 ERA and .237 opponents batting average in 11 starts...the batting average broke down to .190 against left-handed hitters compared to .277 against right-handers...surrendered four of his five home runs to righties...yielded a .217 average with runners in scoring position...tossed more than five innings in just two of his starts...his first three starts with Nashville were on a rehab assignment from Oakland and he went 1-1 with a 3.38 ERA and .220 opponents batting average...tossed 3.2 innings in each of his first two starts but then struck out a season-high seven while allowing just one run in 6.0 innings in a 13-3 win at Fresno May 18...was reinstated from the Oakland disabled list and optioned to Nashville

May 20...made one more start on May 23 against Omaha when he combined with Chris Smith on a three-hit shutout in a 10-0 win...tossed a season-high seven innings and allowed all three of the hits...was promoted to Oakland May 29...was optioned back to Nashville June 3 but did not pitch before going on the disabled list June 9 with a strained right oblique...made two rehab starts with the A's affiliate in the Arizona Rookie League...was reinstated Aug. 14 and went 0-3 with a 6.09 ERA over his final five starts with the Sounds...matched his season high with seven strikeouts in just 4.0 innings on Aug. 24 against Round Rock.

**2016**—Made his Major League debut with Oakland in his third professional season after beginning the year with no experience above Single-A...went 2-0 with a 0.78 ERA in four starts with Double-A Midland, 8-2 with a 1.67 ERA in 13 starts with Triple-A Nashville and 2-9 with a 6.50 ERA and .284 opponents batting average in 14 starts over two stints with Oakland...his ERA with the A's was second highest in the majors among pitchers with 70 or more innings pitched (Blair, ATL 7.59)...his .182 winning percentage was second lowest in the majors among pitchers with 10 or more decisions (Morgan, PHI .154) and sixth lowest in Oakland history...tied for fourth among American League rookies in games started and ranked 10th in innings pitched (72.0) and strikeouts (71)...went 0-7 with a 6.86 ERA in eight starts at home compared to 2-2 with a 6.06 ERA in six starts on the road...is just the third Athletics pitcher since at least 1911 to go 0-7 or worse at home...joins Tom Sheehan (0-7 in 1916) and Rip Coleman (0-7 in 1959)...tied for fifth in the AL in home losses...was 0-6 with a 4.50 ERA in six starts during the day compared to 2-3 with an 8.29 ERA in eight starts at night...is the first A's pitcher to go 0-6 or worse during the day since Diego Segui went 0-9 for the Kansas City A's in 1965...tied for fourth in the AL in day losses...combined for a 2.57 ERA and .225 opponents batting average in innings one and two...had a 9.00 ERA and .316 opponents average from the third inning on...yielded a .212 opponents batting average and one home run the first time through the lineup, .333 and eight home runs after that...opponents hit .300 with runners in scoring position but that mark dropped to .207 with RISP and two outs...received 22 runs of support in his two wins (13.50 RSA) and just 18 runs of support in his other 12 starts (2.83 RSA)...was selected from Nashville June 11 and made his ML debut that day at Cincinnati after just 43 minor league appearances, including 34 starts, in three professional seasons...at the age of 23 years, 113 days, he became the youngest A's pitcher to start a game since Trevor Cahill on June 19, 2011 (23 years, 110 days)...allowed two runs in 5.2 innings but took the loss in a 2-1 decision...struck out the first batter he faced (Zack Cozart)...fanned a career-high nine batters but fell to 0-3 in a 4-2 loss to Milwaukee June 22...joined Brad Rigby (1997) and Mike Morgan (1978) as the only three pitchers in Oakland history to lose each of the first three games of their career...is just the fourth Major League pitcher since 1913 to lose each of his first three career games while allowing three runs or fewer in each game (last: Kyle Drabek, 2010 Blue Jays)...earned his first big league win in his fourth start on June 27 at San Francisco...tossed 7.2 innings and allowed just two runs in the A's 8-3 win...became the eighth pitcher in Oakland history to allow to allow three runs or fewer in each of his first four starts...was 1-3 with a 2.81 ERA in four starts in June...fell to 1-4 with a loss in his fifth start on July 3 against Pittsburgh...allowed four runs or fewer while tossing five innings or more in each of his first five career starts...since 1913, the only other Major League pitcher to do that and lose at least four of those games is Tony Armas, who went 0-4 with a 2.97 ERA over his first five career starts with Montreal from Aug. 16, 1999-May 30, 2000...walked a career-high five batters in a 7-0 loss to Houston July 20...was optioned to Nashville July 26 but returned to Oakland Sept. 3...tossed 7.0 scoreless innings in a 14-5 win on Sept. 15 at Kansas City to snap his career-high four-game losing streak, which spanned seven starts from July 3 to Sept. 9...surrendered a career-high eight runs on a career-high nine hits in 3.0 innings in his final start of the season, an 8-1 A's loss at Los Angeles (AL) Sept. 27...went 1-4 with an 8.10 ERA in five starts in September...tied for second in the AL in September losses...combined for a 10-2 record, a 1.46 ERA and .197 opponents batting average in 17 games, all starts, with Midland and Nashville...led the A's farm system in ERA and tied for second in wins...allowed just four home runs in 98.1 innings, an average of 0.37 per nine innings...yielded a .134 batting average with runners in scoring position...opponents hit .165 with a .232 on-base percentage when leading off an inning...compiled a 0.53 ERA over innings one through four...had a 3.56 ERA from the fifth inning on...his teams combined for a 14-3 (.824) record in his 17 starts...tossed at least five innings in each of his 17 starts, allowed six hits or fewer 16 times and surrendered two runs or fewer 15 times...was 2-0 with a 0.78 ERA in four starts with Midland when he was promoted to Nashville May 1...did not allow a run in either of his first two starts

with the Sounds after not allowing a run in three of his four starts with Midland...was 3-0 over that season-opening six-start stretch and allowed just two earned runs in 36.0 innings for a 0.50 ERA...extended his scoreless streak to 24.0 innings before allowing a run in the seventh inning May 13 at Iowa...was 3-1 with and a 1.39 ERA in seven starts with Nashville at the time of his June 11 promotion to Oakland...had a 1.19 ERA overall, which was sixth lowest in the minors when he joined the A's for the first time...was optioned back to Nashville July 26 and went 5-1 with a 2.10 ERA in six starts, all in August.

**2015**—Pitched for three different teams in two organizations and combined for a 10-4 record and a 3.72 ERA in 26 games, including 22 starts...struck out 125 and walked just 36 for a strike-out-to-walk ratio of 3.47...allowed a .254 opponents batting average, including .224 against left-handed hitters...had 69 strikeouts and 11 walks against lefties (6.27 so/bb ratio) compared to 56 strikeouts and 25 walks against righties (2.24)...started the year at Single-A Quad Cities and went 4-1 with a 1.16 ERA in eight games, including six starts...surrendered just one home run in 38.2 innings...went 4-0 with a 0.30 ERA and .180 opponents average over his final six games, including four starts...recorded his first professional win when he tossed 4.0 scoreless innings of relief on April 23 at Peoria (2 h, 1 bb, 5 so)...had a 27.0-inning scoreless streak from April 23 to May 22...was promoted to Single-A Lancaster of the California League May 23 and went 2-1 with a 5.26 ERA in 10 games, eight starts, with the JetHawks...won his first two decisions on June 8 at Visalia and June 13 at Lake Elsinore to extend his overall minor league winning streak to six games...had a 3.48 ERA during the streak, which spanned 10 games (eight starts) from April 23 to June 13...earned the first (and only) save of his career June 26 at Bakersfield when he tossed 4.0 scoreless and hitless innings of relief...was traded to the Oakland organization July 23 with Jacob Nottingham for pitcher Scott Kazmir...Lancaster was hosting the A's Single-A affiliate at Stockton that day and both he and Nottingham switched clubhouses...started against his former teammates two days later and was the winning pitcher in a 5-3 victory (5.0 ip, 1 h, 1 r, 1 er, 8 so)...went 3-0 with a 4.39 ERA over his final five starts and was 4-2 with a 4.25 ERA in eight starts overall with the Ports...made one postseason start for Stockton...started and won Game 2 of the first round of the Cal League Playoffs, a 4-2 win over San Jose on Sept. 10 (6.0 ip, 4 h, 2 r, 2 er, 0 bb, 7 so).

**2014**—Began his professional career with the Astros affiliate in the Gulf Coast Rookie League and logged a 4.26 ERA in four relief appearances...was promoted to Tri-City of the Short Season New York-Penn League and posted a 1.93 ERA in two games (one start)...was 0-0 with a 3.27 ERA and .214 opponents batting average in six games overall...struck out 17 batters in 11.0 innings and walked just one...held right-handed hitters to a .172 batting average...made his professional debut Aug. 12 against the Tigers (1.0 ip, 2 so) and did not allow a run over his first three outings (5.0 ip, 1 h)...went 1-0 with a 0.00 ERA in three postseason appearances for the ValleyCats, all in relief (4.0 ip, 3 h, 1 bb, 7 so).

## PERSONAL/MISCELLANEOUS

Daniel Joseph Mengden was originally signed by Astros scout Noel Gonzalez-Luna...graduated from Westside High School (Tex.)...played collegiately at Texas A&M.

### LIFETIME PITCHING RECORD

Year	Club	W	L	ERA	G	GS	CG	SHO	SV	IP	H	R	ER	HR	HB	BB	IBB	SO	WP	BK
2014	GCL Astros	0	0	4.26	4	0	0	0	0	6.1	4	3	3	0	1	0	0	11	0	0
	Tri-City	0	0	1.93	2	1	0	0	0	4.2	5	1	1	0	0	1	0	6	1	0
2015	Quad Cities	4	1	1.16	8	6	0	0	0	38.2	30	7	5	1	2	8	0	36	1	1
	Lancaster	2	1	5.26	10	8	0	0	1	49.2	59	30	29	4	2	18	0	48	7	1
	Stockton	4	2	4.25	8	8	0	0	0	42.1	39	23	20	6	2	10	0	41	4	0
2016	Midland	2	0	0.78	4	4	0	0	0	23.0	15	2	2	0	0	12	0	28	2	0
	Nashville	8	2	1.67	13	13	0	0	0	75.1	54	15	14	4	3	17	1	67	1	0
	OAKLAND	2	9	6.50	14	14	0	0	0	72.0	83	54	52	9	4	33	0	71	5	0
	Nashville	2	4	4.17	9	9	0	0	0	41.0	40	20	19	5	3	18	0	40	1	1
2017	OAKLAND	3	2	3.14	7	7	1	1	0	43.0	36	16	15	6	0	9	0	29	2	0
	AZL A's	0	0	0.00	2	2	0	0	0	5.0	1	0	0	0	0	3	0	9	1	0
	OAKLAND	7	6	4.05	22	17	1	1	0	115.2	103	58	52	18	3	26	0	72	6	0
2018	OAKLAND	7	6	4.05	22	17	1	1	0	115.2	103	58	52	18	3	26	0	72	6	0
	Nashville	4	1	2.98	9	8	0	0	0	45.1	39	17	15	2	3	7	0	34	1	0
<b>ML Totals</b>		<b>12</b>	<b>17</b>	<b>4.64</b>	<b>43</b>	<b>28</b>	<b>2</b>	<b>2</b>	<b>0</b>	<b>230.2</b>	<b>222</b>	<b>128</b>	<b>119</b>	<b>33</b>	<b>7</b>	<b>68</b>	<b>0</b>	<b>172</b>	<b>13</b>	<b>0</b>

## CAREER TRANSACTIONS

**2014** — Selected by the Houston Astros organization in the 4th round of the First-Year Player Draft. **2015** — Traded to the Oakland Athletics with catcher Jacob Nottingham for pitcher Scott Kazmir, July 23. **2017** — On the disabled list, March 30 to May 19; included rehabilitation assignment to Nashville, May 8 to 19. **2018** — On the disabled list, June 24 to July 13; included rehabilitation assignment to Nashville, July 6 to 13.

## MENGDEN'S CAREER BESTS

**Low Hit Complete Game:** 2 (twice), last: May 26, 2018 vs. Arizona

**Innings Pitched:** 9.0 (twice), last: May 26, 2018 vs. Arizona

**Strikeouts:** 9, June 22, 2016 vs. Milwaukee

**Pitches:** 118, September 15, 2017 at Philadelphia

**Longest Winning Streak:** 4, May 15 to 31, 2018

**Longest Losing Streak:** 4, July 3 to September 9, 2016

**Longest Scoreless Streak:** 25.0, May 15 to 31, 2018

**RIGHT-HANDED PITCHER****Height/Weight:** 6-2 / 245**Bats/Throws:** Right / Right**Birthdate:** March 21, 1993**Opening Day Age:** 25**Birthplace/Resides:** Sainagua, Dominican Republic / Litchfield, Arizona**Major League Service:** 1 year, 89 days**Obtained:** Acquired from the Los Angeles Dodgers with minor leaguers Jharel Cotton and Grant Holmes for Rich Hill and Josh Reddick, Aug. 1, 2016**Contract Status:** First year of a one-year contract through 2019**CAREER HIGHLIGHTS**

Has pitched in 36 games with Oakland over the last two years after making his Major League debut with seven games in 2015 for the Chicago White Sox...is 6-7 with 4.90 ERA in 43 games, including 13 starts, in three seasons...has been traded three teams in his career, with each deal involving at least five players...two of the deals involved three teams...is 20-32 with a 4.00 ERA (222 er in 499.2 ip) in 123 games, including 107 starts, in nine seasons in the minors...has 510 strikeouts in 499.2 innings (9.19 per nine innings)...threw a 7.0-inning no-hitter on June 9, 2015 at Tennessee, walking three and striking out three in a 2-0 win...was selected to the All-Star Futures Game in 2014 and 2015...pitched in the Arizona Fall League in 2014 and 2016 and was selected to the Rising Stars Game in 2014...was rated as the A's No. 5 prospect by *Baseball America* following the 2016 season and the White Sox No. 4 prospect following the 2014 season.

**2018 HIGHLIGHTS**

Went 5-4 with a 3.88 ERA in 13 games, including 11 starts, over four stints with Oakland...was 5-2 with a 3.35 ERA in eight starts during his first stint from May 27 to July 9 and 0-2 with a 5.40 ERA in five games over his final three stints...surrendered just five home runs in 65.0 innings after yielding 10 home runs in 32.0 innings in 2017...struck out 43 batters (5.95 per nine innings) after fanning 56 in 47.0 innings (10.72 per nine innings) over his first two seasons...allowed a .290 opponents batting average, including .276 (35-for-127) against right-handed hitters compared to .305 (39-for-128) against left-handers...yielded 20 of his 28 extra base hits to lefties and had a .378 slugging percentage against righties compared to .523 against lefties...now has a .371 career opponents slugging percentage against lefties, .588 against righties...allowed 14 of his 34 runs in the first inning for an 8.18 ERA...had a 3.00 ERA from the second inning on...was 2-3 with a 4.35 ERA in six games in Oakland, 3-1 with a 3.44 ERA in seven games on the road...the opponents clean-up hitter went 3-for-27 (.111) against him...was 2-1 with a 2.65 ERA in three interleague starts compared to 3-3 with a 4.31 ERA in 10 games against the American League...batted for the first time as a professional and went 0-for-5 with five strikeouts...the A's were 7-4 (.636) in his 11 starting assignments.

**OAKLAND:** Was recalled from Triple-A Nashville May 27 and won each of his first three starts, posting a 1.25 ERA and .208 opponents batting average...the winning streak was the longest of his career...struck out a career-high tying seven batters in 6.0 innings in his first start on May 27 against Arizona and was the winning pitcher in the A's 2-1 victory...no-hit the Diamondbacks over the first five innings...combined with Pagan on an eight-hit shutout in the A's 16-0 win at Kansas City June 1...tossed a career-high eight innings and allowed seven of the hits...had his scoreless streak snapped at a career-high 15.0 innings June 8 against Kansas City...then went 2-2 with a 5.06 ERA and .330 opponents batting average over his next five starts from June 14 to July 9...allowed a career-high seven runs on a career-high 11 hits and a career-high tying four walks in a 7-3 loss to Houston on June 14...tossed a career-high 105 pitches and yielded just one run in 6.2 innings in a 12-4 win at San Diego June 20...tossed 3.0 innings June 26 at Detroit, matching his shortest outing as a starter...yielded an Oakland record seven doubles July 1 against Cleveland...combined with Trivino and Treinen on a five-hit shutout in the A's 2-0 win at Houston on July 9...tossed 6.0 innings and yielded three of the hits but was optioned to Nashville the next day...was recalled July 24 and went 0-1 with a 5.79 ERA in two starts before he was optioned back to the Sounds July 30...his third stint lasted one day on Aug. 30 when he allowed a career-high tying

seven runs on eight hits in 6.0 innings in a 7-1 loss to Seattle Aug. 30...returned to Oakland Sept. 11 and made two appearances following his return, both in relief (1.1 ip, 1 h)...did not pitch after Sept. 19.

**NASHVILLE:** Was 4-5 with a 4.65 ERA in 15 games, all starts, with Triple-A Nashville...had a .255 opponents batting average, including .189 (18-for-95) against left-handed hitters compared to .290 (51-for-176) against right-handers...surrendered seven home runs, six to righties...had a .519 OPS against lefties, .816 against righties...opponents hit .314 with runners in scoring position but that dropped to .222 with RISP and two outs...allowed a .229 average and five walks (.280 on-base percentage) to batters lead off an inning...was 4-1 with a 3.12 ERA in six starts at home, 0-4 with a 6.99 ERA in six starts on the road...tossed 3.0 innings or fewer in each of his first three starts...allowed a season-high seven hits in 4.0 innings in an 8-6 loss to New Orleans April 28...went 0-3 with a 6.19 ERA in five starts in April and tossed four innings or fewer four times...then went 1-2 with a 3.24 ERA in four starts in May and tossed at least five innings in each start...was credited with his first win of the season May 4 against Memphis when he allowed one run in 6.0 innings of work...struck out a season-high 10 batters in 6.0 innings May 9 against Colorado Springs...tossed a complete game at Memphis on May 14 but was the losing pitcher in a 2-1 loss...allowed two runs on six hits in a season-high eight innings...matched his season high with seven hits in an 11-2 loss at Oklahoma City May 20...was 1-5 with a 4.39 ERA and .269 opponents batting average in nine starts when he was promoted to Oakland May 27...was optioned back to Nashville July 10 and tossed 5.0 scoreless innings for his second win July 17 at Omaha...that was his only outing before returning to Oakland July 24 but he was optioned back to the Sounds July 30...tossed 6.0 scoreless innings Aug. 3 against Fresno for the win...then allowed a season-high eight runs on a season-high tying seven hits and a season-high three walks in 4.1 innings at Colorado Springs Aug. 9...however, ended up with a no decision in the Sounds 18-9 win...went 2-0 despite a 5.96 ERA in five starts in August.

## CAREER

**2017**—Was on the A's Opening Day roster and compiled a 7.03 ERA and .302 opponents batting average in 23 games over two stints with Oakland...also went 0-2 with a 5.22 ERA in nine games, eight starts, with Triple-A Nashville before an oblique injury ended his season in mid-August...issued 20 walks in 32.0 innings (5.63 per nine innings) with the A's for a .408 opponents on-base percentage...had a .566 opponents slugging percentage and .974 OPS...the OPS was the highest in Oakland history by a reliever, the slugging percentage was second highest and the on-base percentage was third highest...had the highest OPS and on-base percentage among Major League relievers in 2017...had the second highest opponents slugging percentage among AL relievers and the sixth highest opponents batting average...struck out 36 for an average of 10.13 strikeouts per nine innings...allowed 10 home runs, an average of 2.81 home runs per nine innings...that was the second highest mark in Oakland history among pitchers with 30 or more innings pitched (Curt Young, 2.93 in 1985)...tied for seventh among AL relievers in home runs allowed...had the third highest average number of pitches per inning among AL relievers (19.4) and the sixth highest average number of pitches per game (27.0)...his opponents batting average included a .257 mark against right-handed hitters compared to .364 against left-handers...yielded seven of his 10 home runs and issued 12 of his 20 walks to lefties...had a .751 OPS against righties, 1.267 against lefties...seven of his 10 home runs came with runners on base...allowed 4-of-11 (36.4%) inherited runners to score...first batters faced hit .263 with a .391 on-base percentage...yielded a .321 batting average and .424 on-base percentage to batters leading off an inning...posted a 4.29 ERA in 14 night games compared to 12.27 in nine day games...surrendered six home runs in 11.0 innings during the day...allowed 19 of his 25 runs in the eighth inning or later for a 15.55 ERA...compiled a 2.57 ERA in the seventh inning or earlier...did not pitch with no days rest...18 of his 23 outings were at least one inning, including seven outings of two innings or more...tossed 2.2 scoreless innings in his A's debut April 5 against Los Angeles (AL)...added 1.2 scoreless innings in his next outing at Texas April 9 but allowed all three of his inherited runners to score...tossed a scoreless ninth inning May 6 against Detroit and was credited with his first big league win when Adam Rosales had a walk-off RBI single in the bottom of the ninth for a 6-5 A's win...that began a 10.2-inning scoreless streak that ran through May 30...tossed 3.0 scoreless innings and struck out five May 20 against Boston...the innings pitched and strikeouts matched his most as a reliever...allowed five runs in one inning of work against Washington June 4, which

were his most runs allowed in his career as a reliever...was optioned to Nashville June 11...was recalled July 21 and allowed at least one run in each of his two appearances before he was sent back to Nashville July 30...walked a career-high four batters in 2.1 innings on July 28 against Minnesota...struck out 37 batters in 29.1 innings with Nashville, an average of 11.35 per nine innings...walked just seven for a strikeout-to-walk ratio of 5.29...allowed a .223 opponents batting average, including .188 against right-handed hitters compared to .250 against left-handers...surrendered three of his four home runs to righties...yielded a .176 average with the bases empty, .295 with three of his four home runs with runners on...had a .381 opponents batting average with runners in scoring position...compiled a 3.52 ERA and .179 opponents batting average in five games at home, a 7.07 ERA and .268 opponents average in four games on the road...his first outing with the Sounds came in relief June 13 against Iowa (1.1 ip, 3 so)...then started in each of his final eight appearances...never tossed more than four innings...struck out a season-high seven batters in his first start June 17 against New Orleans, tossing 3.0 scoreless and hitless innings...pitched a season-high 4.0 innings in each of his final five starts...logged 4.0 scoreless innings in back-to-back starts July 8 against Memphis and July 15 at Omaha...was placed on the disabled list Aug. 11 with a strained right oblique and missed the remainder of the season.

**2016**—Was one of three players acquired by the A's from Los Angeles in the trading deadline deal that sent Rich Hill and Josh Reddick to the Dodgers, but missed nearly the entire season due to rib cage injuries...began the year on the Dodgers 60-day disabled list with a fractured right rib cage, an injury suffered during the offseason...was sent to Double-A Tulsa on a rehab assignment May 22 and logged a 1.93 ERA in three games, including one start...was transferred to Triple-A Oklahoma City May 30 and made three additional rehab appearances before he was reinstated from the DL and optioned to Oklahoma City June 12...made one more appearance before going on the Triple-A DL June 19 with an inflamed right rib cage...missed the remainder of the season...logged a 2.38 ERA in four games (three starts) with Oklahoma City and was 0-0 with a 2.25 ERA in seven games (four starts) overall...struck out 22 batters in 16.0 innings (12.38 per nine innings) and walked just three (1.69 per nine innings)...surrendered just one home run...allowed a .241 opponents batting average, including .208 against left-handed hitters and .265 against right-handers...opponents batted .200 with a .250 on-base percentage when leading off an inning...tossed a season-high 4.0 innings in each of his final two starts with Oklahoma City on June 9 in the second game of a doubleheader against Nashville and June 15 against Omaha...struck out a season-high six in the game against the Sounds...was traded to the A's Aug. 1 with Jharel Cotton and Grant Holmes and was placed on the Nashville DL...pitched for Mesa in the Arizona Fall League following the season and went 1-0 with a 0.53 ERA and .132 opponents batting average in six relief appearances...did not allow a run in his first five games and started the campaign with a 15.1-inning scoreless streak before allowing two runs in his final 1.2 innings...was rated as the A's No. 5 prospect by *Baseball America* following the season.

**2015**—Made his Major League debut with Chicago (AL), going 0-2 with a 4.80 ERA in seven games (two starts)...struck out 20 batters in 15.0 innings (12.00 per nine innings) but issued nine walks (5.40 per nine innings)...opponents hit .246, including .222 by right-handed hitters and .286 by left-handers...went 0-2 with a 9.00 ERA and 10 strikeouts as a starter...owned a 1.13 ERA with 10 strikeouts over five appearances as a reliever...was initially recalled from Birmingham July 17 as the 26th player for a doubleheader against Kansas City, but did not pitch...was recalled Sept. 1 for the remainder of the season and made his Major League debut Sept. 2 at Minnesota, working 1.0 scoreless inning...recorded his first career strikeout (Miguel Sano in the eighth inning)...made his first career start Sept. 23 at Detroit and suffered the loss after allowing six runs on six hits over 3.0 innings...spent most of the season with Double-A Birmingham where he was 5-5 with a 2.97 ERA in 23 starts...ranked among the Southern League leaders in ERA (4th), WHIP (1.22, 4th), opponents' batting average (.219, 4th) and strikeouts per nine innings (8.68, 4th)...yielded just three home runs in 112.0 innings...held the opposition to a .219 batting average, including .189 against left-handed hitters and .212 with runners in scoring position...was unbeaten over a 12-start span from May 19-July 26, going 3-0 with a 1.97 ERA...threw a 7.0-inning no-hitter on June 9 at Tennessee, walking three and striking out three in a 2-0 win...named a SL Midseason All-Star and pitched for the North All-Stars in the game at Montgomery on June 23 (0.1 ip, 1 h)...also represented the World Team in the All-Star Futures Game in Cincinnati on July 12 (0.2 ip, 4 h, 3 r, 3 er, 1 so)...was named Southern League Pitcher of the Week for July 13-19 after tossing 5.0



scoreless innings for the win July 19 against Pensacola (2 h, 1 bb, 8 so)...entered the season rated by *Baseball America* as the No. 5 prospect.

**2014**—Went 5-0 with a 1.44 ERA, one complete game and 80 strikeouts in 15 starts between the Arizona League White Sox, Single-A Winston-Salem and Double-A Birmingham...surrendered just three home runs in 81.0 innings...limited opponents to a .184 average, including a .147 mark vs. right-handers...began the season on the disabled list with a left knee injury...was reinstated May 5 and assigned to Winston-Salem where he went 4-0 with a 1.60 ERA in 10 starts...struck out a season-high 11 in 8.0 innings for the win on May 22 at Salem...tossed a seven-inning complete game seven-hitter in a 6-2 win at Frederick on June 26 (3 bb, 5 so)...was placed on the disabled list a second time on June 29 to repair a medial meniscus tear in his right knee...made four starts with the AZL White Sox on a rehab assignment from Aug. 8 to 29...was reinstated from the DL Aug. 30 and transferred to Birmingham where he made one start...went 1-0 with a 3.52 ERA over six starts with Glendale in the Arizona Fall League...selected to the league's Rising Stars Game.

**2013**—Went a combined 5-11 with a 5.43 ERA, .263 opponents batting average and 127 strikeouts over 24 appearances (23 starts) between Single-A Greenville in the Boston organization and Single-A Kannapolis (White Sox)...averaged 10.3 strikeouts per 9.0 innings...was traded to the Chicago White Sox organization as part of a three-team trade that also involved Detroit on July 30...won three straight starts with Kannapolis from Aug. 14 to 24 (2.81 ERA)...made two relief appearances with Escogido in the Dominican Winter League following the season and did not allow a run in 0.2 innings (1 bb).

**2012**—Combined to go 1-5 with a 3.65 ERA and 45 strikeouts over 13 appearances (10 starts) between the Gulf Coast League Red Sox and Single-A Lowell in his first season in the United States...earned his first professional win in relief on July 31 against the Orioles (4.0 ip, 1 r, 1 er, 1 bb, 3 so)...was promoted to Lowell on Aug. 30.

**2011**—Made just five starts with the Dominican Summer League Red Sox and was 0-1 with a 4.26 ERA...held opponents to a .159 batting average, including .154 against left-handed hitters...had 12 walks and 12 strikeouts in 12.2 innings.

**2010**—Made his professional debut with the Red Sox affiliate in the Dominican Summer League and was 0-3 with a 9.55 ERA and .322 opponents batting average in 12 games (four starts)...struck out 18 and walked 18 in 21.2 innings.

## PERSONAL/MISCELLANEOUS

Francelis Montas...is married, Nicholette...attended Colegio Creciendo in San Cristobal, Dominican Republic.

### LIFETIME PITCHING RECORD

Year	Club	W	L	ERA	G	GS	CG	SHO	SV	IP	H	R	ER	HR	HB	BB	IBB	SO	WP	BK
2010	DSL Red Sox	0	3	9.55	12	4	0	0	0	21.2	28	30	23	2	8	18	0	18	4	0
2011	DSL Red Sox	0	1	4.26	5	5	0	0	0	12.2	7	7	6	0	1	12	0	12	2	0
2012	GCL Red Sox	1	5	3.98	12	9	0	0	0	40.2	34	22	18	0	3	12	0	41	4	0
	Lowell	0	0	0.00	1	1	0	0	0	3.2	5	1	0	0	0	1	0	4	0	0
2013	Greenville	2	9	5.70	19	18	1	0	0	85.1	94	62	54	10	3	32	0	96	9	1
	Kannapolis	3	2	4.56	5	5	0	0	0	25.2	20	13	13	1	0	18	0	31	8	0
2014	Winston-Salem	4	0	1.60	10	10	1	0	0	62.0	45	16	11	2	2	14	0	56	3	2
	AZL White Sox	1	0	1.29	4	4	0	0	0	14.0	6	3	2	1	0	7	0	23	0	0
	Birmingham	0	0	0.00	1	1	0	0	0	5.0	1	1	0	0	0	1	0	1	0	0
2015	Birmingham	5	5	2.97	23	23	1	1	0	112.0	89	49	37	3	1	48	0	108	4	1
	CHICAGO (AL)	0	2	4.80	7	2	0	0	0	15.0	14	8	8	1	0	9	1	20	0	0
2016	Tulsa	0	0	1.93	3	1	0	0	0	4.2	2	1	1	1	0	1	0	7	0	0
	Oklahoma City	0	0	2.38	4	3	0	0	0	11.1	12	3	3	0	0	2	0	15	0	0
2017	OAKLAND	1	1	7.03	23	0	0	0	0	32.0	39	25	25	10	3	20	0	36	1	0
	Nashville	0	2	5.22	9	8	0	0	0	29.1	25	17	17	4	0	7	0	37	1	0
2018	Nashville	4	5	4.65	15	15	1	0	0	71.2	69	40	37	7	2	26	0	61	4	0
	OAKLAND	5	4	3.88	13	11	0	0	0	65.0	74	34	28	5	2	21	0	43	5	0
<b>ML Totals</b>		<b>6</b>	<b>7</b>	<b>4.90</b>	<b>43</b>	<b>13</b>	<b>0</b>	<b>0</b>	<b>0</b>	<b>112.0</b>	<b>127</b>	<b>67</b>	<b>61</b>	<b>16</b>	<b>5</b>	<b>50</b>	<b>1</b>	<b>99</b>	<b>6</b>	<b>0</b>

## CAREER TRANSACTIONS

**2009** — Signed by the Boston Red Sox as a non-drafted international free agent, December 14. **2013** — Traded to the Chicago White Sox as part of a three-team deal in which Chicago acquired outfielder Avisail Garcia from Detroit and pitcher Jeffrey Wendelken and infielder Cleuluis Rondon from Boston; Boston acquired pitcher Jake Peavy from Chicago and Brayan Villarreal from Detroit and Detroit acquired infielder Jose Iglesias from Boston, July 30. **2015** — Traded to the Los Angeles Dodgers with infielder Micah Johnson and outfielder Trayce Thompson in a three-team trade in which the Dodgers sent infielders Brandon Dixon and Jose Peraza at outfielder Scot Schebler to Cincinnati and the Reds sent infielder Todd Frazier to Chicago, December 6. **2016** — On the disabled list, February 20 to June 11; included rehabilitation assignment to Tulsa, May 22 to 29, and Oklahoma City, May 30 to June 11. Traded to the Oakland Athletics with minor league pitchers Jharel Cotton and Grant Holmes for pitcher Rich Hill and outfielder Josh Reddick, August 1.

## MONTAS' CAREER BESTS

**Low Hit Complete Game:** None

**Innings Pitched:** 8.0, June 1, 2018 at Kansas City. As reliever: 3.0 (twice), last: May 20, 2017 vs. Boston

**Strikeouts:** 7 (twice), last: May 27, 2018 vs. Arizona. As reliever: 5 (twice), last: May 20, 2017 vs. Boston

**Pitches:** 105, June 20, 2018 at San Diego. As reliever: 65, September 13, 2015 vs. Minnesota

**Longest Winning Streak:** 3, May 27 to June 8, 2018

**Longest Losing Streak:** 2 (twice), last: July 29, 2018 to present

**Longest Scoreless Streak:** 15.0, June 1 to 8, 2018

**INFIELDER**

**Height/Weight:** 6-1 / 242

**Bats/Throws:** Switch / Right

**Birthdate:** June 20, 1983

**Opening Day Age:** 35

**Birthplace/Resides:** Fomento, Cuba / Davie, Florida

**Major League Service:** 10 years, 170 days

**Obtained:** Acquired from Toronto with cash for Jesus Lopez and international slot money, March 27, 2019

**Contract Status:** First year of a one-year contract through 2019

**CAREER HIGHLIGHTS**

Has played 12 seasons in the majors with Los Angeles-AL (2006-10, 12), Seattle (2013-14), Minnesota (2014), Kansas City (2015-16) and Toronto (2017-18) and is a .268 career hitter with 211 home runs and 728 RBI in 1311 games...the home runs are the most among active switch-hitters and are fifth most by a Cuban-born player...earned a Louisville Silver Slugger Award and was named the Edgar Martinez Award recipient as the league's most outstanding DH in 2015...was voted Angels Team MVP in 2009 after setting a club record for home runs by a switch-hitter (34)...named to the Futures Game in 2005.

**MOST HOME RUNS, CUBAN-BORN PLAYER**

1. Rafael Palmeiro	569
2. Jose Canseco	462
3. Tony Perez	379
4. Tony Oliva	220
5. Kendrys Morales	211

**2018 HIGHLIGHTS**

Spent the entire season with Toronto and batted .249 with 21 home runs and 57 RBI in 130 games...the games played were his fewest over the last four seasons but he topped 20 home runs for the fourth consecutive season and seventh time in his career...drew 50 walks, which was the second best total of his career (58 in 2015)...stole two bases, which were his first stolen bases since 2009...the switch-hitter batted .274 (76-for-277) with 18 of his 21 home runs against right-handed pitchers compared to .199 (27-for-136) against left-handers...over the previous two years, he hit .223 against righties, .343 against lefties...hit .398 with a .475 on-base percentage when leading off an inning, both of which were the highest marks in the majors and the best marks in Toronto history...the average was the best by an American Leaguer since 2010 (Aviles, KC .412) and the on-base percentage was the best since 2013 (Trout, LAA .500)...batted .281 at home, .217 on the road...had a .383 average with no outs, .186 with one or two outs...hit .182 with runners in scoring position and two outs...batted .333 with five home runs and 10 RBI in 16 interleague games and is a .282 (134-for-476) career hitter in interleague play with 26 home runs and 78 RBI in 152 games...appeared in 100 games (91 starts) at designated hitter, 18 (one start) at first base, one (one start) at third base and one at pitcher...went 4-for-20 (.200) with a home run, three RBI and two walks as a pinch hitter...started games at every spot in the order except first, second and ninth...saw his most action with 43 starts batting clean-up where he hit .323 with 13 home runs and 29 RBI...averaged a career-high 4.05 pitches per plate appearance.

**TORONTO:** Landed on the disabled list with a right hamstring strain from April 10-19...it was his first DL stint since missing the entire 2011 season...entered the night on May 1 at Minnesota with an 0-for-21 drought, which was tied for the longest of his career at the time (June 15-21, 2004)...singled in his first at-bat and then homered twice for his 21st career multi-homer game...also drew a pair of walks and reached base safely five times in a game for the sixth time in his career (last: May 29, 2017 vs. Cincinnati)...also stole a base after going 916 games without any...swiped another on May 19 vs. Oakland...went through a career-long 0-for-28 drought from May 2-10...had a .143 average at the end of it...went 91-for-329 (.277) across 104 games afterwards...pitched for the 1st time in his career on May 20 vs. Oakland and threw a hitless ninth inning (1 bb)...became the 11th different position player in club history to pitch (last: Ryan Goins and Darwin Barney - July 1, 2016 vs. Cleveland)...his hitless inning was the second ever thrown by a Toronto position player, joining Mike McCoy who did so on June 11, 2011 vs. Boston (1.0 ip, 0 so, 0 bb)...connected for his fourth home run on May 22 vs. Los Angeles (AL), his first homer at

Rogers Centre since Aug. 26, 2017 vs. Minnesota...had hit each of his last nine home runs on the road...homed on his birthday on June 20 vs. Atlanta...is 11-for-31 (.355) with four home runs and seven RBI in eight games on his birthday...hit a pinch-hit home run in the 10th inning on June 24 at Los Angeles (AL)...it was the fifth extra-inning pinch homer in team history and the fourth pinch homer of his career...hit a solo home run July 8 vs. New York (AL) for his 200th career home run...became the fifth Cuban-born player all-time to reach the 200-homer plateau (Rafael Palmeiro 569, Jose Canseco 462, Tony Perez 379, Tony Oliva 220)...reached base multiple times in seven straight games from July 21-28, setting a new career-best streak...finished second among AL batters in July with a .459 on-base percentage (Mike Trout, .462)...put together a streak of seven consecutive games with a home run from Aug. 19-26 (eight home runs total), which was the longest streak in the majors in 2018, (Matt Carpenter, 6), the longest in team history (Jose Cruz Jr., 6 in 2001), and the longest ever by a switch-hitter...was one game shy of the all-time record (8, Ken Griffey Jr. in 1993, Don Mattingly in 1987, Dale Long in 1956)...became the seventh player in ML history to homer in at least seven straight games...his seven-game streak with an RBI matched his career high (also Sept. 5-12, 2016)...belted a pair of homers on Aug. 20 vs. Baltimore for his 22nd career multi-homer game, his 2nd of the season...extended his hitting streak to 10 games on Aug. 26, his longest since a 14-game run from Aug. 28 to Sept. 12, 2016...batted .500 (17-for-34) with eight home runs, 15 RBI and a 1.746 OPS during the streak...was named AL Player of the Week for the week of Aug. 20 to 26...hit .478 with a .500 on-base percentage, 1.191 slugging percentage, seven home runs and 12 RBI.

## CAREER

**2017**—His four homers to tie the game or give his team the lead from the ninth inning on were the most in the majors and tied for the most in team history (Jose Bautista, 2013; Josh Donaldson, 2015)...hit eight home runs in close-and-late-situations, which tied with four others for the most in the majors and tied for the third most all-time by a Blue Jay (Bautista, 10 in 2011; Carlos Delgado, 9 in 1999; Justin Smoak, 8 in 2017)...his 28 home runs ranked fourth among all switch-hitters...had five four-RBI games, all of which came vs. American League East Opponents (Aug. 31 at Baltimore, 7; May 5 at Tampa Bay, 5; April 6 at Tampa Bay, 4; June 14 vs. Tampa Bay, 4; Sept. 4 at Boston, 4)...hit a career-high .362 vs. left-handed pitching, which was second best in the AL (Avisail Garcia, .424)...struck out a career-high 132 times...also grounded into 22 double plays, the most in the majors...hit his fourth career grand slam on April 6 at Tampa Bay (last: Aug. 16, 2016 vs. Toronto)...became the ninth player in franchise history to hit a grand slam for his first home run with the team (last: Yunel Escobar on July 18, 2010 at Baltimore)...on April 15 vs. Baltimore, hit his second home run of the season in the ninth inning for a walk-off victory...it was his fourth career walk-off homer, all of which had been with different teams...homed twice for his first multi-homer game as a Blue Jay (18th career) on May 5 at Tampa Bay...on May 18 at Atlanta, recorded his 10th career game of four or more hits...struck out multiple times in seven straight games from June 25-July 3, which tied Jayson Werth and Jimmy Nelson for the longest such streak in 2017...hit 16 home runs prior to the All-Star break, third most all-time by a Toronto switch-hitter (Smoak, 23 in 2017; Cruz Jr., 20 in 2000)...hit his second walk-off home run of 2017 (fifth career) on July 26 vs. Oakland to become the 6th different Blue Jay to record multiple walk-off homers in a season...homed from both sides of the plate on July 27 vs. Oakland, the eighth such occurrence in team history (seventh player)...homed three times on Aug. 31 at Baltimore to become the 17th different Blue Jay to hit three or more homers in a game...became the 37th player in Major League history to record a three-homer game for two or more different teams...recorded a career-high seven RBI...became the first player in Blue Jays history with four hits, three home runs and seven RBI in a game...became one of two designated hitters in ML history with three home runs, seven RBI, four hits and four runs in a game (Harold Baines, May 7, 1991 vs. Baltimore)...hit his ninth go-ahead home run of the season on Sept. 4 at Boston.

**2016**—His 30 home runs in 2016 were the most he had hit since 2009 (34)...it was his second career 30 homer season...hit .337 vs. left-handed pitcher following the All-Star Break, the highest average in baseball...overall, his .330 average against lefties ranked eighth in the American League...posted a .311 average with runners in scoring position...In those situations with two outs, slashed .296/.367/.620.

**MOST HOME RUNS,  
ACTIVE SWITCH-HITTER**

1.	Kendrys Morales	211
2.	Carlos Santana	198
3.	Justin Smoak	169
4.	Ben Zobrist	166
5.	Asdrubal Cabrera	162

**2015**—Recorded his highest totals in doubles (41) and RBI (106) since his breakout 2009 campaign with the Angels...also set a career high with 58 walks...earned a Louisville Silver Slugger Award and named the Edgar Martinez Award recipient as the league's most outstanding DH...finished the year tied for fourth in the American League in doubles and ranked sixth in RBI, while leading the American League and ranked second in the majors with 53 two-out RBI, trailing only Colorado's Nolan Arenado (59)...issued a one-game suspension on Aug. 4, 2016 after returning to the field following his ejection in the ninth inning on Aug. 3 at Tampa Bay...appealed the suspension, but ultimately served it on Aug. 11...recorded a season-high 14-game hitting streak Aug. 28-Sept. 12, posting a .375 (21-for-56) average over those contests...collected his 1000th career hit on Sept. 18, 2016 vs. Chicago (AL), a home run in the sixth inning off of Chris Beck...recorded his first career three-homer game Sept. 20 at Detroit, going 4-for-4 with a triple...was the first Royal to hit three home runs in a game since Danny Tartabull did so on June 3, 1991 vs. Oakland.

**2014**—Signed with the Twins on June 8...split the season between Seattle and Minnesota after being acquired by the Mariners on July 24 in exchange for RHP Stephen Pryor...hit seven home runs over his last 43 games (with Seattle) after going deep just once in his first 55 games.

**2013**—Hit .277 with 34 doubles and 23 homers over 156 contests for the Mariners.

**2012**—Marked his first full season of action since 2009...on Opening Day, collected his first Major League hit since an injury-producing, walk-off grand slam on May 29, 2010 vs. Seattle (span of 678 days)...hit 14 of 22 homers following the All-Star break...was traded to Seattle in December.

**2011**—Did not participate in the campaign...opened the season on the 15-day DL before being transferred to the 60-day DL on July 20...underwent a second surgery May 26 to clean out scar tissue and debris in the left ankle joint...a bone graft was also performed.

**2010**—Limited to 51 games after suffering a fractured lower left leg, following his game-ending grand slam in 10th inning on May 29 vs. Seattle...was placed on the 60-day DL May 30th...at time of injury, he was leading Angels in average (.290), home runs (11), total bases (94) and RBI (39).

**2009**—Was voted Angels' Team MVP in his first full campaign with the club...finished fifth in American League MVP voting...batted .306 with 86 runs, 43 doubles, two triples, 34 doubles and 108 RBI...set the Angels' single-season HR record for a switch-hitter with 34 (previous mark of 28 by Chili Davis in 1996) and most total bases by a switch-hitter (322).

**2008**—Had four separate stints with Angels...overall, hit .231 with three home runs and eight RBI in 27 games...21 of his 27 games played came in September...batted .341 with 46 runs, 19 doubles, 15 home runs and 64 RBI in 78 games for Salt Lake.

**2007**—Went 35-for-119 (.294) with 10 doubles, 4 home runs and 15 RBI in 43 games with the Angels...collected first career walk-off hit Sept. 7 vs. Cleveland in 10th inning...hit a team-best .341 with 42 runs, 20 doubles, 5 home runs and 37 RBI in 64 games with Triple-A Salt Lake.

**2006**—Opened the season with Triple-A Salt Lake...recalled by the Angels May 23 and made his Major League debut with a start at first base that day at Texas (3-for-5, hr, 2 rbi)...batted .320 with 12 doubles, one triple, 12 home runs and 52 RBI in 66 games in the minors...played with Gigantes in Santo Domingo in Dominican Winter League in 2006.

**2005**—In 22 games with Single-A Rancho Cucamonga, hit .344 with five home runs and 17 RBI before promotion to Double-A Arkansas...hit .321 with four home runs and nine RBI in seven Texas League playoff games...selected to play in MLB Futures Game (World Team) during the All-Star break in Detroit.

## PERSONAL/MISCELLANEOUS

Kendrys Rodriguez Morales...is married, Yarley, and has two children, Hanely and Kendrys Jr...as a Cuban amateur, owned a .330 batting average with 60 doubles, five triples, 37 home runs, and 170 RBI...batted cleanup for the Cuban National Team at the Baseball World Cup tournament in Havana.

### LIFETIME PLAYING RECORD

Year	Club	AVG.	G	AB	R	H	2B	3B	HR	RBI	SH	SF	HP	BB	SO	SB	CS	SLG	OBP	E	
2005	Rancho Cucamonga	.344	22	90	18	31	3	0	5	17	0	1	3	6	11	0	0	.544	.400	5	
	Arkansas	.306	74	281	47	86	12	0	17	54	0	1	2	17	43	2	0	.530	.349	7	
2006	Salt Lake	.320	66	256	41	82	13	1	12	52	0	1	2	14	40	0	3	.520	.359	1	
	LOS ANGELES (AL)	.234	57	197	21	46	10	1	5	22	0	1	0	17	28	1	1	.371	.293	5	
2007	Salt Lake	.341	64	255	42	87	20	1	5	37	0	1	4	15	30	0	2	.486	.385	6	
	LOS ANGELES (AL)	.294	43	119	12	35	10	0	4	15	0	0	1	6	21	0	1	.479	.333	0	
2008	AZL Angels	.524	5	21	4	11	3	0	1	10	0	0	0	1	1	0	0	.810	.545	0	
	Salt Lake	.341	78	317	46	108	19	0	15	64	0	3	1	19	43	1	3	.543	.376	3	
	LOS ANGELES (AL)	.213	27	61	7	13	2	0	3	8	0	0	1	4	7	0	1	.393	.273	0	
2009	LOS ANGELES (AL)	.306	152	566	86	173	43	2	34	108	0	8	2	46	117	3	7	.569	.355	8	
2010	LOS ANGELES (AL)	.290	51	193	29	56	5	0	11	39	0	1	5	12	31	0	1	.487	.346	2	
2011	LOS ANGELES (AL)	(Injured — did not play)																			
2012	LOS ANGELES (AL)	.273	134	484	61	132	26	1	22	73	0	3	4	31	116	0	1	.467	.320	1	
2013	SEATTLE	.277	156	602	64	167	34	0	23	80	0	1	5	49	114	0	0	.449	.336	1	
2014	MINNESOTA	.234	39	154	12	36	11	0	1	18	0	2	0	6	27	0	0	.325	.259	0	
	SEATTLE	.207	59	213	16	44	9	0	7	24	0	2	3	21	41	0	0	.347	.285	1	
2015	KANSAS CITY	.290	158	569	81	165	41	2	22	106	0	4	8	58	103	0	0	.485	.362	0	
2016	KANSAS CITY	.263	154	558	65	147	24	0	30	93	0	5	7	48	120	0	0	.468	.327	0	
2017	TORONTO	.250	150	557	67	139	25	0	28	85	0	3	5	43	132	0	0	.445	.308	1	
2018	TORONTO	.249	130	413	47	103	15	0	21	57	0	5	3	50	95	2	3	.438	.331	1	
<b>ML Totals</b>		<b>.268</b>	<b>1310</b>	<b>4686</b>	<b>568</b>	<b>1256</b>	<b>255</b>	<b>6</b>	<b>211</b>	<b>728</b>	<b>0</b>	<b>35</b>	<b>44</b>	<b>391</b>	<b>952</b>	<b>6</b>	<b>15</b>	<b>.460</b>	<b>.328</b>	<b>20</b>	

### LIFETIME PITCHING RECORD

Year	Club	W	L	ERA	G	GS	CG	SHO	SV	IP	H	R	ER	HR	HB	BB	IBB	SO	WP	BK
2018	TORONTO	0	0	0.00	1	0	0	0	0	1.0	0	0	0	0	0	1	0	0	0	0

### CAREER TRANSACTIONS

**2004** — Signed as a non-drafted free agent by the Los Angeles Angels, December 16. **2010** — On the disabled list, May 30 to November 1. **2011** — On the disabled list, March 22 to October 29. **2012** — Traded to the Seattle Mariners for pitcher Jason Vargas, December 19. **2013** — Elected free agency, October 31. **2014** — Signed by the Minnesota Twins, June 8. Traded to the Seattle Mariners for pitcher Stephen Pryor, July 24. Elected free agency, October 30; signed by the Kansas City Royals, December 16. **2016** — On the suspended list, August 11. Elected free agency, November 4; signed by the Toronto Blue Jays, November 18. **2018** — On the disabled list, April 10 to 19. **2019** — Traded to the Oakland Athletics with cash for minor league infielder Jesus Lopez and international slot money, March 27.

### DIVISION SERIES RECORD

Year	Club/Opp.	AVG.	G	AB	R	H	2B	3B	HR	RBI	SH	SF	HP	BB	SO	SB	CS	SLG	OBP	E
2007	LAA vs. BOS	.111	3	9	1	1	0	0	0	0	0	0	0	2	0	0	0	.111	.111	0
2008	LAA vs. BOS	.500	4	4	0	2	1	0	0	0	0	0	0	0	0	0	0	.750	.500	0
2009	LAA vs. BOS	.200	3	10	1	2	0	0	1	3	0	1	0	1	0	0	0	.500	.250	0
2015	KC vs. HOU	.263	5	19	3	5	0	0	3	6	0	0	0	1	4	0	0	.737	.300	0
<b>Totals</b>		<b>.238</b>	<b>15</b>	<b>42</b>	<b>5</b>	<b>10</b>	<b>1</b>	<b>0</b>	<b>4</b>	<b>9</b>	<b>0</b>	<b>1</b>	<b>0</b>	<b>1</b>	<b>6</b>	<b>0</b>	<b>0</b>	<b>.548</b>	<b>.267</b>	<b>0</b>

### LEAGUE CHAMPIONSHIP SERIES RECORD

Year	Club/Opp.	AVG.	G	AB	R	H	2B	3B	HR	RBI	SH	SF	HP	BB	SO	SB	CS	SLG	OBP	E
2009	LAA vs. NYY	.167	6	24	1	4	0	0	1	4	0	0	1	1	6	0	0	.292	.231	0
2015	KC vs. TOR	.273	6	22	2	6	0	0	1	4	0	1	0	2	5	0	0	.409	.320	0
<b>Totals</b>		<b>.217</b>	<b>12</b>	<b>46</b>	<b>3</b>	<b>10</b>	<b>0</b>	<b>0</b>	<b>2</b>	<b>8</b>	<b>0</b>	<b>1</b>	<b>1</b>	<b>3</b>	<b>11</b>	<b>0</b>	<b>0</b>	<b>.348</b>	<b>.275</b>	<b>0</b>

### WORLD SERIES RECORD

Year	Club/Opp.	AVG.	G	AB	R	H	2B	3B	HR	RBI	SH	SF	HP	BB	SO	SB	CS	SLG	OBP	E
2015	KC vs. NYM	.200	5	10	0	2	0	0	0	0	0	0	0	1	3	0	0	.200	.273	0

**Hits:** 5, August 28, 2008 vs. Oakland

**Home Runs:** 3 (twice), August 31, 2017 at Baltimore; September 20, 2015 at Detroit; 2 (20 times), last: August 20, 2018 vs. Baltimore

**Runs Batted In:** 7, August 31, 2017 at Baltimore; 6 (four times), last: July 2, 2013 at Texas

**Stolen Bases:** 1 (six times), last: May 19, 2018 vs. Oakland

**Hitting Streak:** 20, June 24 to July 22, 2009

**Hitless Streak (At Bats):** 28, May 2 to 10, 2018

**Game Ending RBI:** 8, July 26, 2017 vs. Oakland (home run); April 15, 2017 vs. Baltimore (home run); May 15, 2016 vs. Atlanta (home run); August 16, 2015 vs. Los Angeles-AL (single); June 23, 2013 vs. Oakland (home run); May 29, 2010 vs. Seattle (home run); May 31, 2009 vs. Seattle (single); September 7, 2007 vs. Cleveland (single)

**Grand Slams:** 4, April 6, 2017 at Tampa Bay (Blake Snell); August 7, 2016 vs. Toronto (Brett Cecil); July 30, 2012 at Texas (Robbie Ross); May 29, 2010 vs. Seattle (Brandon League)

**Pinch-Hit Home Runs:** 4, June 24, 2018 at Los Angeles-AL (Hansel Robles); June 23, 2013 vs. Oakland (Grant Balfour); September 14, 2012 at Kansas City (Tim Collins); September 21, 2009 vs. New York-AL (Brian Bruney)

**Inside-The-Park Home Runs:** None

**Lead Off Home Runs:** None

**CATCHER****Height/Weight:** 6-3 / 232**Bats/Throws:** Right / Right**Birthdate:** October 4, 1994**Opening Day Age:** 24**Birthplace/Resides:** Peekskill, New York / Dayton, Ohio**Major League Service:** None**Obtained:** Selected in the 3rd round of the 2016 First-Year Player Draft**Contract Status:** First year of a one-year contract through 2019**NON-ROSTER INVITEE****CAREER HIGHLIGHTS**

Was selected by the A's in the third round of the 2016 draft and has a .261 average with 23 home runs and 98 RBI in 194 games in three seasons as a professional...has appeared exclusively at catcher on defense and has tossed out 49-of-138 (35.5%) attempted base stealers...was named to the 2018 All-Star Futures Game but did not play due to injury...was named to the Texas League Midseason All-Star Team in 2018 and the California League Midseason All-Star team in 2017...played for Mesa in the Arizona Fall League in 2017...was ranked as the A's seventh best prospect by *Baseball America* following the 2017 season and third best following 2018.

**2018 HIGHLIGHTS**

Spent most of the season at Double-A Midland where he hit .288 with eight home runs and 43 RBI in 68 games...missed seven weeks of the season with a sprained right finger and also had three games at Triple-Nashville and two on a rehab assignment with the A's affiliate in the Arizona Rookie League...combined to hit a career-high .285 in 73 games overall...also had career highs in slugging (.489), on-base percentage (.361), runs (54), doubles (27), extra base hits (37) and stolen bases (3)...ranked fourth in the A's farm system in slugging (.489) and tied for 10th in doubles...was named an A's Organization All-Star by milb.com and a Texas League Midseason All-Star...was also named to the United States Team for the All-Star Future Game but did not play due to his injury...batted .340 (32-for-94) against left-handed pitchers compared to .256 (45-for-176) against right-handers...hit .309 with seven of his eight home runs with the bases empty...connected for six of his eight home runs on the road...batted .413 during the day, .259 at night...had a .370 batting average in the ninth inning...appeared exclusively at catcher on defense where he tossed out 23-of-67 (34.3%) attempted base stealers...committed three errors for a .995 fielding percentage...also went 1-for-7 (.143) in two games as the designated hitter and was 0-for-1 as a pinch hitter...hit in every spot in the order from second through seventh and saw his most playing time with 56 games batting clean-up...played for Toros del Este in the Dominican Winter League following the season and hit .185 with two home runs and 13 RBI in 23 games...was rated as the A's third best prospect by *Baseball America* entering the 2019 season.

**MINORS:** Had season highs in hits, doubles and RBI when he went 4-for-5 with three doubles and three RBI April 19 against San Antonio...that gave him a .409 batting average, three home runs and nine RBI over his first 11 games...made his third and final error of the season April 28 at San Antonio...finished the season with a 53-game errorless streak at catcher...batted .345 in 21 games in April, which ranked eighth in the TL...tied for the lead with 12 doubles, ranked second with 19 runs and tied for second with 15 extra base hits...had a season-best seven-game hitting streak from May 12 to 23...went 10-for-28 (.357) with six doubles during the streak...had back-to-back three-hit and three-RBI games on June 7 at San Antonio and June 9 at Frisco to lift his average to .324...then went 10-for-58 (.172) over his next 17 games...hit four of his eight home runs over a 13-game stretch from June 9 to 24...played for the South All-Stars in the Texas League All-Star Game on June 26 at Midland and went 0-for-2 as a defensive replacement at catcher...was placed on the disabled list July 7 with a sprained right finger...began a rehab assignment with the A's affiliate in the Arizona Rookie League on Aug. 23 and went 1-for-5 with a double in two games before he was reinstated Aug. 26...returned to Midland and went 2-for-10 (.200) in



three games before he was moved up to Nashville Aug. 31...finished the season by going 2-for-8 (.250) with three walks in three games for the Sounds.

## CAREER

**2017**—Began his first full professional season at Single-A Stockton and was batting .297 with nine home runs and 26 RBI in 45 games when he was promoted to Double-A Midland June 28... hit .209 with four home runs and 22 RBI in 53 games with the RockHounds...batted a combined .250 with 13 home runs and 48 RBI in 98 games...batted .267 against left-handed pitching compared to .244 with 11 of his 13 home runs against right-handers...hit .275 with runners in scoring position but that dropped to .156 with RISP and two outs...was named to the California League Midseason All-Star team...appeared in 91 games at catcher and tossed out 15-of-46 (32.6%) attempted base stealers...made five errors for a .994 fielding percentage...also batted .192 in seven games as the designated hitter...hit in every spot in the order except first and second...saw his most action with 22 games batting eighth, 18 batting ninth and 16 batting fourth and fifth... had his first two-homer game of the season April 10 against Modesto...went 3-for-4 on April 17 at Modesto for his first of six three-hit games...was batting .208 with three home runs and six RBI in 15 games when he was placed on the disabled list April 23 with a sprained left wrist...was reinstated May 17 and hit safely in each of his first 10 games following his return (16-for-41, .390)...connected for his second two-homer game of the season and matched his season high with three RBI June 4 against Lake Elsinore...had a season-best 12-game hitting streak from June 14-July 1, which also included his first three games with Midland...went 20-for-48 (.417) during the streak...played for the North in the Cal League All-Star Game on June 20 at Visalia and went 0-for-1...then went 6-for-20 (.300) in six more games with the Ports before he was promoted to Midland June 28...had three hits in each of his first two games with the RockHounds on June 29 and 30 against Springfield...homered in back-to-back games July 26 against Frisco and July 27 at Corpus Christi...his other two home runs with Midland also came in back-to-back games Sept. 2 and 3 at Frisco...went 7-for-35 (.200) with two home runs and two RBI in 10 postseason games as Midland won its fourth straight Texas League championship...played for the Mesa Solar Sox in the Arizona Fall League following the season and hit .309 with four doubles and nine RBI in 18 games...added 10 walks for a .413 on-base percentage, which ranked seventh in the AFL...struck out just seven times and his ratio of 11.43 plate appearances per strikeout was third best...was named the A's number seven prospect by *Baseball America* following the season.

**2016**—Began his professional career with the A's affiliate in the Arizona Rookie League and went 0-for-3 with a run scored in one game before he was transferred to Short Season Single-A Vermont...hit .237 with two home runs and seven RBI in 22 games with the LakeMonsters and had a .228 batting average overall...batted .261 against left-handed pitching compared to .214 with all three of his extra base hits (one double, two home runs) against right-handers...with Vermont, he hit .394 with both of his home runs in 10 games at home compared to .116 in 12 games on the road...made 21 of his 23 appearances at catcher and tossed out 11-of-25 (44.0%) attempted base stealers...hit in every spot in the order from fourth through seventh and saw his most action with 10 games batting sixth...made his professional debut June 20 against the Angels for the A's Arizona Rookie League team and went 0-for-3...it was his only game in the AZL as he was transferred to Vermont June 22...collected his first professional hit June 25 against Staten Island with a second inning single...walked with the bases loaded in the fourth inning that day for his first RBI...went 4-for-4 with his first professional home run June 30 against Aberdeen...was out from July 19 to Aug. 31 with cellulitis in his left shin...the injury occurred after fouling a ball off his shin July 6...was a perfect 3-for-3 with a walk, home run and a season-high three RBI in his final game Sept. 5 against Lowell.

## PERSONAL/MISCELLANEOUS

Sean Michael Murphy was originally signed by A's scout Rick Sparks...graduated from Centerville High School in Dayton, Ohio...attended Wright State University...was an All-League selection in 2015...earned Horizon League Freshman of the Year honors and was a Louisville Slugger Freshman All-American in 2014.

## LIFETIME PLAYING RECORD

Year	Club	AVG.	G	AB	R	H	2B	3B	HR	RBI	SH	SF	HP	BB	SO	SB	CS	SLG	OBP	E
2016	AZL Athletics	.000	1	3	1	0	0	0	0	0	0	0	0	0	0	0	0	.000	.000	0
	Vermont	.237	22	76	10	18	1	0	2	7	0	0	0	9	12	1	0	.329	.318	3
2017	Stockton	.297	45	165	22	49	11	0	9	26	0	1	1	11	33	0	0	.527	.343	3
	Midland	.209	53	191	25	40	7	0	4	22	2	2	1	21	34	0	0	.309	.288	2
2018	Midland	.288	68	257	51	74	26	2	8	43	1	2	6	23	47	3	0	.498	.358	3
	AZL Athletics	.200	2	5	1	1	1	0	0	0	0	0	0	0	1	0	0	.400	.200	0
	Nashville	.250	3	8	2	2	0	0	0	0	0	0	1	3	2	0	0	.250	.500	0
<b>Minor League Totals</b>		<b>.261</b>	<b>194</b>	<b>705</b>	<b>112</b>	<b>184</b>	<b>46</b>	<b>2</b>	<b>23</b>	<b>98</b>	<b>3</b>	<b>5</b>	<b>9</b>	<b>67</b>	<b>129</b>	<b>4</b>	<b>0</b>	<b>.430</b>	<b>.331</b>	<b>11</b>

## CAREER TRANSACTIONS

**2016** — Selected by the Oakland Athletics organization in the third round of the First-Year Player Draft.



**INFIELDER**

**Height/Weight:** 6-0 / 218

**Bats/Throws:** Right / Right

**Birthdate:** December 10, 1994

**Opening Day Age:** 24

**Birthplace/Resides:** Fort Worth, Texas / Fort Worth, Texas

**Major League Service:** None

**Obtained:** Acquired from the Washington Nationals with Blake Treinen and minor leaguer Jesus Luzardo for Sean Doolittle and Ryan Madson, July 16, 2017

**Contract Status:** First year of a one-year contract through 2019

**NON-ROSTER INVITEE**

**CAREER HIGHLIGHTS**

Was selected by Washington in the second round of the 2016 draft and spent a little over a year in the Nationals system before he was one of three players sent to Oakland in the Sean Doolittle/Ryan Madson trade on July 16, 2017...is a .283 (302-for-1067) hitter with 22 home runs and 145 RBI in 288 games in three seasons as a professional...played for Mesa in the Arizona Fall League in 2017 and was named to the AFL All-Prospects team and the AFL Rising Stars Game...was rated as the A's 10th best prospect by *Baseball America* following the 2018 season.

**2018 HIGHLIGHTS**

Made his Triple-A debut in 2018 and spent the entire season at Nashville...batted .263 with five home runs and 55 RBI in 135 games...had career highs in games, at bats (499) and strikeouts (172) and matched his best in doubles (26) and triples (3)...had a .304 on-base percentage, which was the lowest of his three professional seasons...tied for the Pacific Coast League lead in games played, ranked second in strikeouts and fourth in at bats...was batting .224 with three home runs, 26 RBI and a .588 OPS in 84 games at the All-Star Break...then hit .321 with two home runs, 29 RBI and a .774 OPS in 49 games after the break...batted .311 (38-for-122) against left-handed pitchers compared to .247 (93-for-377) against right-handers...hit three of his five home runs against lefties...had a .861 OPS against lefties, .595 against righties...slugged four of his five home runs at home...four were solo shots...his average improved to .276 with runners in scoring position...batted .281 at night, .169 during the day...appeared in 130 games at third base and one each at second base and shortstop...made 24 errors as a third baseman for a .935 fielding percentage...also committed one error at shortstop...went 0-for-1 as a pinch hitter and was 4-for-15 (.267) in four games at designated hitter...hit in every spot in the order except second...batted sixth 56 times and hit .306 in 21 games batting seventh...was rated as the A's 10th best prospect by *Baseball America* following the season.

**NASHVILLE:** Went 3-for-7 (.429) over his first two games but then had a 4-for-48 (.083) stretch from April 7 to 22, giving him a .127 batting average and one RBI over his first 17 games...struck out a season-high four times April 12 against Iowa (also May 14 at Memphis)...had a streak of 28 consecutive games with at least one strikeout from April 26 to May 27 (48 strikeouts total)...finished April with a .141 batting average in 22 games...then hit .218 in 28 games in May...was hitting .192 with no home runs and 17 RBI over his first 61 games through June 13...then batted .315 with five home runs and 38 RBI over his final 74 contests...had five straight multiple hit games from June 14 to 18 (10-for-23, .435)...snapped a season-opening 66-game, 241-at bat homerless streak June 21 against Round Rock...that started a nine-game hitting streak that ran through July 1 (12-for-34, .353)...hit .306 in 25 games in June and then batted .306 in 29 games in July...hit safely in 21 of 22 games from July 16 to Aug. 10...went 35-for-92 (.380) with 21 RBI over that stretch to lift his batting average from .229 to .263...had a season-high 15-game hitting streak from July 16 to 30 (22-for-58, .379)...drove in a season-high four runs July 22 against Oklahoma City...went 4-for-6 with three runs scored and a pair of doubles Aug. 9 at Colorado Springs...the hits were a season high and the runs and doubles matched his best...hit safely in 10 consecutive games from Aug. 14 to 24 (14-for-39, .359).

## CAREER

**2017**—Played for three different teams in two organizations and combined to hit .321 with 16 home runs and 79 RBI in 117 games...added 26 doubles and three triples for a .502 slugging percentage...his 40 walks fueled a .381 on-base percentage...was 14-for-19 (73.7%) in stolen base attempts...his batting average included a mark of .336 against left-handed pitchers compared to .316 against right-handers...hit seven of his 16 home runs off lefties for a .628 slugging percentage (slugged .459 against righties)...had a 1.045 OPS against lefties, .828 against righties...had a .350 batting average and 11 of his 16 home runs with runners on base compared to a .284 with the bases empty...hit .365 with runners in scoring position...batted .327 when leading off an inning...hit .356 in the eighth inning and .387 in the ninth inning...appeared in 61 games at third base, 51 at shortstop and one at first base...committed four errors as a third baseman (.977 fielding percentage) and 10 as a shortstop (.953 fielding percentage)...also hit .200 in four games as the designated hitter and was 0-for-1 with a strikeout as a pinch hitter...hit in every spot in the order from third through eighth and saw his most action with 65 games hitting cleanup...batted .418 with five home runs in 14 games while hitting fifth...started the season at Single-A Hagerstown and batted .291 with nine home runs and 51 RBI in 77 games...was named to the South Atlantic League Midseason All-Star team...went 0-for-7 over his first two games, one of only three times he went back-to-back games without a hit...had a grand slam and a season-high five RBI in the second game of an April 8 doubleheader against Asheville...had an 18-game road hitting streak from April 14 to May 24 (28-for-76, .368), which tied for third longest in the SAL...was batting .289 with five home runs and 27 RBI in 46 games when he was placed on the disabled list May 29 with tendinitis in his left finger...finished May with a .322 batting average...was reinstated from the DL June 6 and hit .295 with four home runs and 24 RBI over his final 31 games with the Suns...went 3-for-4 with a double and two triples June 19 against Lakewood...played for the North in the South Atlantic League All-Star Game June 20 at Columbia and struck out as a pinch hitter...remained in the game at third base...was tied for third in the SAL in RBI (51) at the time of his July 16 trade to the A's organization...was sent to Oakland with Blake Treinen and fellow minor leaguer Jesus Luzardo for Sean Doolittle and Ryan Madson...was assigned to Single-A Stockton following the trade and hit .386 with seven home runs and 22 RBI in 22 games with the Ports...had the best batting average in the California League during his stay at Stockton (July 18 to Aug. 13)...also had the best on-base percentage (.457) and slugging percentage (.675), tied for the most home runs, ranked second in runs (21) and tied for second in RBI...had a season-best 11-game hitting streak from July 25 to Aug. 5 (19-for-42, .452)...hit .460 with all seven of his home runs and 18 of his 22 RBI with Stockton over a 13-game stretch from July 28 to Aug. 10...began the streak with his first two homer game of the season and his second five-RBI game July 28 at Modesto...collected a season-high four hits the next day against the Nuts...combined to hit .355 with Hagerstown and Stockton in July...connected for his second two-homer game of the season and drove in four runs Aug. 8 against San Jose...was promoted to Double-A Midland Aug. 14 and hit .373 in 18 games...the batting average was third best in the Texas League from Aug. 14 through the end of the season...batted .364 in 25 games in August with Stockton and the RockHounds...hit safely in all four of his games in September (9-for-18, .500)...then batted .342 (13-for-38) with three doubles, a triple, a home run, six RBI and five walks in 10 postseason games to help Midland to the Texas League Championship...hit .314 with five home runs and 23 RBI in 22 games for Mesa in the Arizona Fall League following the season and was named to the AFL All-Prospect Team...led the AFL in RBI, tied for the lead in doubles (7) and extra base hits (12), ranked second in runs scored (20) and total bases (49), third in slugging (.570) tied for third in home runs and sixth in batting...also played in the AFL Rising Stars Game.

**2016**—Made his professional debut with Auburn of the Short Season Single-A New York-Penn League and batted .230 with a home run and 11 RBI in 36 games...hit .286 against left-handed pitchers, .209 against right-handers...his batting average improved each month as he hit .182 in nine games in June, .241 in 17 games in July and .257 in 10 games in August...appeared in 26 games at third base and six at shortstop...committed six errors as a third baseman (.929 fielding percentage) and two as a shortstop (.923)...also went 2-for-9 (.222) in three games as the designated hitter and was 0-for-1 with a strikeout as a pinch hitter...saw his most action with 25 games batting third...started at third base in his professional debut on June 21 against Mahoning Valley and went 1-for-3 with a walk, a triple and two RBI...logged a season-high three hits

July 16 at West Virginia...hit his first home run Aug. 4 against State College...was rated as Washington's No. 17 prospect by *Baseball America* and number four by MLB.com following the season.

## PERSONAL/MISCELLANEOUS

Sheldon Lynn Neuse was originally signed by Nationals scout Ed Gustafson...attended the University of Oklahoma...was one of the top offensive players in the Big 12 during his three seasons, earning three consecutive unanimous first-team All-Big 12 selections...was one of just 10 players in Big 12 history to be named first-team All-Big 12 three times and just the second player to be unanimously selected three times...was named a Louisville Slugger second team All-American by Collegiate Baseball in 2016...won the Brooks Wallace Award, given to the top shortstop in college baseball...was the 2014 Big 12 Freshman of the Year...on the mound, he went 6-2 with seven saves and a 1.60 ERA in 29 career appearances out of the bullpen.

### LIFETIME PLAYING RECORD

Year	Club	AVG.	G	AB	R	H	2B	3B	HR	RBI	SH	SF	HP	BB	SO	SB	CS	SLG	OBP	E
2016	Auburn	.230	36	126	16	29	5	3	1	11	0	1	1	13	26	2	2	.341	.305	8
2017	Hagerstown	.291	77	292	40	85	19	3	9	51	0	2	2	25	66	12	5	.469	.349	9
	Stockton	.386	22	83	21	32	3	0	7	22	0	0	2	9	25	2	0	.675	.457	4
	Midland	.373	18	67	9	25	4	0	0	6	0	1	1	6	21	0	0	.433	.427	1
2018	Nashville	.263	135	499	48	131	26	3	5	55	1	5	0	32	172	4	1	.357	.304	25
<b>Minor League Totals</b>		<b>.283</b>	<b>288</b>	<b>1067</b>	<b>134</b>	<b>302</b>	<b>57</b>	<b>9</b>	<b>22</b>	<b>145</b>	<b>1</b>	<b>9</b>	<b>6</b>	<b>85</b>	<b>310</b>	<b>20</b>	<b>8</b>	<b>.415</b>	<b>.337</b>	<b>47</b>

### CAREER TRANSACTIONS

**2013** — Selected by the Texas Rangers organization in the 38th round of the First-Year Player Draft; did not sign. **2016** — Selected by the Washington Nationals organization in the 2nd round of the First-Year Player Draft. **2017** — Traded with pitcher Blake Treinen and minor league pitcher Jesus Luzardo for pitchers Sean Doolittle and Ryan Madson, July 16.

**FIRST BASEMAN****Height/Weight:** 6-5 / 230**Bats/Throws:** Left / Right**Birthdate:** March 29, 1994**Opening Day Age:** 24**Birthplace/Resides:** Atlanta, Georgia / Atlanta, Georgia**Major League Service:** 1 year, 103 days**Obtained:** Selected as a compensation pick following the 1st round of the 2012 First-Year Player Draft**Contract Status:** First year of a one-year contract through 2019**CAREER HIGHLIGHTS**

Played in all 162 games in 2018 after appearing in 70 games over his first two seasons in the majors...is a .246 career hitter with 53 home runs and 129 RBI in 232 games...the home runs are second most in Athletics history by a player over his first 232 games (McGwire, 64)...won the American League Gold Glove Award for first basemen in 2018...hit 24 home runs with Oakland and 23 with Nashville in 2017 and was named the A's Organization Hitter of the Year...named to the 2015 All-Star Futures Game...was a *Baseball America* Minor League All-Star in 2014 after leading the minors in walks (117) and ranking third in home runs (37)...played for Mesa in the Arizona Fall League in 2014...was rated as the A's No. 6 prospect by *Baseball America* prior to the 2016 season, No. 3 prior to 2015 and No. 10 prior to 2013.

**2018 HIGHLIGHTS**

Played in all 162 games and batted .247 with 29 home runs and 84 RBI in his first full season in the majors...also won the American League Gold Glove Award for first basemen after leading Major League first basemen in games (162), total chances (1494), putouts (1403) and defensive runs saved (14)...joins Mark McGwire (1990) as the only A's first basemen to win a Gold Glove...hit all 29 of his home runs as a first baseman, which led AL first basemen, ranked third in the majors and was the most by an A's first baseman since Jason Giambi had 32 in 2001...led AL first basemen and ranked fourth in the majors in RBI (83)...was named to the *Sporting News* AL All-Star Team...walked 70 times to fuel a .335 on-base percentage...his 162 games played marked the 13th time in Oakland history a player appeared in every game in a season, the first since Miguel Tejada in 2003...was the only player in the AL to appear in every game and one of five in the majors (Freeman, ATL; Galvis, SD; Markakis, ATL, Turner, WAS)...struck out 163 times, which tied for eighth most in the AL and is ninth most in Athletics history...hit .251 (47-for-187) against left-handed pitchers compared to .244 (96-for-393) against right-handers...hit 25 of his 29 home runs against righties and had an .830 OPS against righties, .701 against lefties...has an .885 career OPS and 45 of his 53 home runs against righties, .703 against lefties...20 of his 29 home runs were solo shots...14 came in day games, which tied for seventh in the AL...batted .222 over innings 1-6, .301 from the seventh inning on...is a .229 (123-for-538) career hitter in innings 1-6, .282 (71-for-252) from the seventh inning on...hit .310 with 14 home runs with no outs, .230 with nine home runs with one out and .211 with six home runs with two outs...his career splits are .308, .216 and .216...batted .211 with seven home runs and 32 RBI in 76 games against AL West teams, .277 with 22 home runs and 52 RBI in 86 games against everyone else...topped AL first basemen in games started (152), assists (84), double plays (115) and innings (1403.1)...tied for the fourth most errors in the AL (7) but ranked third in fielding (.995)...is one of four first basemen in AL history to play in 162 games in a season along with Norm Siebern (KC, 1962), Bill Buckner (BOS, 1985) and Carlos Delgado (TOR, 2000)...is one of 19 ML first basemen to do it...is the fourth player in Athletics history to play every game at first base (Norm Siebern, 1962; Dick Siebert, 1940; Stuffy McInnis, 1912)...his 152 starts were second most to the Oakland record of 155 set by Daric Barton in 2010...played all but 62.1 innings at first base...set an Oakland record for total chances by a first baseman (1494), breaking Daric Barton's record of 1492 in 2010, and had 1403 putouts, which fell one short of Barton's 1404...had the most total chances by an AL first baseman since Mark Teixeira had 1572 for Texas in 2006...batted fifth 114 times, which was sixth most in Oakland history and the most since Sal Bando had 128 in 1976...went 1-for-5 (.200) with a RBI as a pinch hitter...ranked second in the AL pitches per plate appearance (4.31).

**OAKLAND:** Was the A's Opening Day starter at first base on March 29 against Los Angeles (AL) and became the second player in Oakland history and the fifth in Athletics history to make an Opening Day start on their birthday (Ray Fosse, 1974; Pete Suder, 1952; Charlie Pick, 1916; Ossee Schreckengost, 1907)...went 1-for-5 with a home run to become the fourth Major Leaguer dating back to 1908 to hit an Opening Day home run on his birthday...joins Jeff Mathis (2011), Ian Stewart (2010) and Scott Rolen (2000)...was the A's seventh different Opening Day starter at first base in the last seven years (Alonso, Canha, Davis, Barton, Moss, Allen)...stole the first base of his career April 3 against Texas...went 3-for-4 as a substitute on April 11 at Los Angeles (NL) to tie an Oakland record for most hits in a game by a non-starter...it was the 10th three-hit game by a substitute, the first since Rajai Davis on Aug. 22, 2008...went 4-for-6 with two doubles, two walks and his first career walk-off RBI, a single in the bottom of the 14th inning of the A's 12-11 win over Chicago (AL)...it was his first career four-hit game...had just three career doubles in 88 games entering the day...was batting .284 over his first 24 games through April 24...then hit .132 over his next 16 games to fall to .227 on May 13...hit .306 with nine home runs and 18 RBI over a 23-game stretch from May 14 to June 7...that included a career-high seven-game hitting streak from May 31 to June 7...went 11-for-27 (.407) with five home runs and 12 RBI during the streak...had his first of two two-homer games June 1 at Kansas City (also July 22 vs. San Francisco)...added a career-high five RBI against the Royals...batted .190 over a 43-game stretch from June 8 to July 28...had a career-high 0-for-15 streak from June 9 to 14...matched it July 25 to 28...had nine home runs and 22 RBI in 27 games in June after combining for nine home runs and 21 RBI over his first 57 games...tied for third in the American League in home runs in June and ranked fifth in RBI...the RBI matched the best single-month total of his career (Sept., 2017) and the home runs were second best (13 in Sept., 2017)...hit .314 over an 18-game stretch from July 29 to Aug. 19...capped that stretch by matching his career-high with a seven-game hitting streak from Aug. 12 to 19...went 11-for-30 (.367) with five doubles and four multiple hit games during the hitting streak...hit his first career walk-off home run Aug. 17 against Houston...had 11 doubles in August, which tied for third in the AL...then batted .282 with five home runs, 19 RBI and 16 walks (.396 on-base percentage) in September...the batting average was the best single-month mark of the season...had five home runs and 16 RBI over a 17-game span from Sept. 8-26...hit his first career grand slam Sept. 26 at Seattle...went 0-for-2 with two walks in a start at first base in the Wild Card game at New York Oct 3.

## CAREER

**2017**—Batted .259 with 24 home runs and 45 RBI in 59 games over six stints with the A's in his rookie campaign...added 22 walks for a .352 on-base percentage...slugged .651 and had a 1.003 OPS...the slugging percentage was fourth highest in Oakland history among players with 200 or more plate appearances and the OPS was ninth best...tied for third among American League rookies in home runs and ranked eighth in RBI...his 24 home runs were third most in Athletics history by a rookie and the most since Mark McGwire set the record with 49 in 1987...they were the most by an Athletic 23 years old or younger since Eric Chavez hit 32 as a 23-year old in 2001...added 23 home runs with Nashville to become the first player to hit 20 home runs in both the majors and the minors since Giancarlo Stanton in 2010 (22 with Florida, 21 with Jacksonville)...averaged 7.88 at bats per home run, which was fourth fewest in ML history among players with a minimum of 200 plate appearances...had more home runs (24) than singles (23)...the home runs were second most in Athletics history (McGwire, 39 homers and 35 singles in 1995) among players with more home runs than singles...49.0% of his hits were home runs, which is the second highest percentage in ML history among players with 200 or more plate appearances (McGwire, STL, 51.8% in 2001)...had just two doubles, which are the fewest in ML history by a player with 20 or more home runs (previous: 4 by Wes Covington, 1957 and Mark McGwire, 2001)...had five separate stints over the first four months of the season and hit .196 with four home runs and nine RBI in 18 games...following the Yonder Alonso trade, he was recalled for a sixth time Aug. 8 and batted .283 with 20 home runs and 36 RBI in 41 games before a hamstring strain on Sept. 24 ended his season with a week remaining...the 20 home runs were the most in the AL and tied for second most in the majors over that span (Aug. 8-Sept. 24)...hit 20 home runs after the All-Star Break, which tied for fifth in the AL...it was second most among ML rookies (Judge, NYY 22)...hit .280 with 20 of his 24 home runs against right-handed pitching, .196 against left-handers...slugged .713 against righties, .457 against lefties...batted .318 during the day, .208 at night...hit .290 at home, .229 on the road...batted .217 with runners in scoring position, including .163

with RISP and two outs...was 0-for-7 with a walk with the bases loaded...started 38 games at first base (including each of his 36 starts during his final stint) and 10 in right field...committed two errors, both at first base for a .995 fielding percentage...had three assists in 12 games as an outfielder...the A's had a 26-22 (.542) record with him in the starting lineup, 49-65 (.430) without...was recalled for the first time April 21 and went 0-for-3 in a start in right field against Seattle April 23 before he was optioned to Nashville April 27...also appeared in just one game during his second stint from June 3-4, delivering a pinch hit bases loaded walk in the ninth inning on the 4th against Washington...went 0-for-6 with a walk in four games during his third stint from June 10-13...recalled for a fourth time June 22 and hit .225 with four home runs and eight RBI in 10 games...hit his first Major League home run June 24 at Chicago (AL), a two-run shot off James Shields in the first inning...added another two-run homer in the seventh inning for his first career multi-homer game...went 1-for-2 in two games during his fifth stint from July 21-23...was recalled for good Aug. 8 and hit .283 with 20 home runs and 36 RBI over his final 41 games...homed in three straight games for the first time in his career Aug. 11-13...did it again Aug. 27-30 and Sept. 3-5...also homered in five consecutive games from Sept. 15-19 to tie the ML rookie record for consecutive games with a home run...was the first Oakland player to do it and the second Athletic (George Alusik, Aug. 7-11, 1962)...homed in each of his final nine series from Aug. 25 to Sept. 24...is the only rookie in Major League history with 15 home runs over a 21-game stretch (Aug. 27-Sept. 19) and 16 home runs over a 23-game span (Aug. 27-Sept. 22)...his 15 home runs over 21 games are the most by any player in Oakland history...matched bests by Reggie Jackson in 1969 with 13 home runs over 18 games from Sept. 3-22 and 16 home runs over 23 games from Aug. 27-Sept. 22...had his first career three-hit game Aug. 27 against Texas...hit .305 with seven home runs and 14 RBI in 19 games in August...led AL rookies and tied for second among ML rookies in August home runs...then hit .266 with 13 home runs and 22 RBI in 22 games in September...the home runs were second most in ML history by a rookie in the month of September to Aaron Judge, who had 15 in 2017...they tied for second most by a rookie in any month over the last 30 seasons (Bellinger, LAD 13 in June 2017)...they tied for the most by any Athletics player in September (Jason Giambi, 2000)...ranked second in the AL in home runs in September and tied for eighth in RBI, despite missing the final week of the season...had his second career two-homer game Sept. 4 against Los Angeles (AL)...homed nine times over a 12-game stretch from Sept. 9 (Game 2)-22...was hit by a pitch in three consecutive games from Sept. 10-13, matching the longest such streak by an Athletic over the last 41 years (third time, last: Olmedo Saenz, May 4-6, 2001)...strained his hamstring Sept. 24 against Texas and missed the final seven games of the season...was named the A's Organization Hitter of the Year after batting .272 with 23 home runs and 60 RBI in 79 games with Nashville...added 45 walks for a .367 on-base percentage...slugged .568...was tied for fifth in the Pacific Coast League in home runs at the time of his final promotion to Oakland on Aug. 8...hit .293 with 19 of his 23 home runs against right-handed pitchers, .194 against left-handers...had a .995 OPS against righties, .707 against lefties...batted .344 on the road, .215 at home...had a .442 on-base percentage on the road and reached base safely in all 34 of his road games, which was the longest such streak in the PCL...had a .333 batting average and .403 on-base percentage when leading off an inning...appeared in 73 games at first base, six at designated hitter and one at third base...made two errors at first base for a .997 fielding percentage...saw most of his playing time batting third (47 games)...had his first of two four-hit games April 29 against New Orleans (also May 21 at Sacramento)...slugged his first two-homer game of the season May 13 against Albuquerque...had a season-best 10-game hitting streak from May 15 to 25...went 17-for-45 (.378) with six doubles, four home runs and 14 RBI during the streak...had an extra base hit in each of the first nine games during the streak...finished the month of May with nine home runs and 26 RBI in 29 games...then had his second two-homer game with the Sounds June 2 at Iowa...went 1-for-2 with four walks, a grand slam and a season-high tying four RBI July 19 at Iowa...homed in three of his four games in August before his final promotion to Oakland.

**2016**—Made his Major League debut with Oakland as a September call-up and went 2-for-21 (.095) in 11 games...added seven walks for a .321 on-base percentage...went 2-for-18 (.111) against right-handed pitchers, 0-for-3 against lefties...appeared in five games (four starts) in right field and four games (two starts) at first base...did not commit an error...also went 0-for-4 as a pinch hitter...was selected from Triple-A Nashville Sept. 12 following the conclusion of the Sounds season...made his debut that day at Kansas City and walked as a pinch hitter in the ninth



inning...became the first player drafted by the A's out of high school to reach the majors with Oakland since Trevor Cahill (2nd round in 2006, debut in 2009) and the first non-pitcher since Eric Chavez (1st round 1996, debut in 1998)...went 0-for-3 with two walks in his first start (first base) Sept. 15 against the Royals...singled off Nick Martinez in the third inning Sept. 25 against Texas for his first Major League hit...his first extra base hit was a double in his final game on Oct. 2 at Seattle...batted .235 with 17 home runs and 60 RBI in 131 games in his Triple-A debut with Nashville...added 71 walks for a .335 on-base percentage...tied for third in the Pacific Coast League in doubles (34), ranked fifth in walks, tied for sixth in extra base hits (52) and ninth in strikeouts (132)...ranked second in the A's farm system in doubles and walks, tied for second in extra base hits, sixth in home runs and ninth in runs (69)...hit .256 with 16 of his 17 home run off right-handed pitchers compared to .167 against left-handers...slugged .475 against righties, .250 against lefties...had 11 home runs and 41 RBI in 64 games on the road, six home runs and 19 RBI in 67 games at home...batted .368 with four of his 17 home runs in the ninth inning...appeared in 81 games in right field and 49 at first base...did not commit an error at first base but had five as an outfielder for a .966 fielding percentage...hit in every spot in the order except first and ninth...batted fourth and seventh 33 times each and hit sixth 31 times...stole his only base of the season May 15 against Fresno...collected a season-high four hits May 24 at Las Vegas...homered in back-to-back games for the only time July 14 and 15 at El Paso...drove in a season-high four runs in the latter contest...hit his 100th career minor league home run Aug. 20 at Omaha...hit .263 with four walks, a home run and three RBI in five games for Nashville in the PCL Semifinals.

**2015**—Made his Double-A debut with Midland and spent the entire season with the RockHounds, batting .249 with 17 home runs and 75 RBI in 133 games...added 105 walks for a .388 on-base percentage...ranked second in all of minor league baseball in walks to teammate Colin Walsh (124)...tied for the Texas League lead in intentional walks (6), ranked second in walks, tied for second in extra base hits (54) and strikeouts (139), third in doubles (37), RBI and on-base percentage, fourth in runs (82), tied for fourth in home runs, fifth in games and tied for ninth in hit by pitches (6)...ranked second in the A's farm system in walks and on-base percentage, tied for second in extra base hits, third in doubles, tied for third in RBI, fourth in runs and home runs, eighth in slugging percentage (.438) and ninth in total bases (204)...named to the Texas League Midseason All-Star Team and the All-Star Futures Game...hit .260 against right-handed pitching compared to .219 against left-handers...had a .281 batting average in the second half...belted 11 of his 17 home runs with runners on base...appeared in 62 games at first base, 59 in right field and two at third base...made three errors as a first baseman (.995 fielding percentage) and four as an outfielder (.974)...also had 11 outfield assists, which tied for fourth in the TL...saw hit most action with 44 games hitting cleanup and 43 batting sixth...reached base safely via hit or walk in 116 of his 133 games...reached base safely in 21 consecutive games from April 20 to May 12...hit .240 with a .404 on-base percentage during the streak...singled and walked a season-high four times in five plate appearance June 14 against Frisco...started at designated hitter for the South All-Stars in the Texas League All-Star Game at Corpus Christi June 30 and went 0-for-4...went 1-for-2 for the United States team in the All-Star Futures Game at Cincinnati July 12...had his only two homer game of the season and collected a season-high five RBI July 27 at Frisco...reached base safely in each of his final 20 regular season games beginning Aug. 15...hit .309 with a .453 on-base percentage over that span...batted .185 with a home run and four RBI in seven postseason games for the Texas League Champion RockHounds...was rated as the A's sixth best prospect by *Baseball America* following the season.

**2014**—Was named to the California League Postseason All-Star Team after batting .262 with 37 home runs and 98 RBI in 138 games...added 117 walks for a .404 on-base percentage...the walks were the most in all of the minor leagues and the home runs were third best behind Kris Bryant (43) and Joey Gallo (42)...also ranked third in the minors in runs (111), fifth in total bases (278) and tied for sixth in extra base hits (69)...was named to the *Baseball America* Minor League All-Star Team...led the Cal League in home runs, runs, walks, extra base hits and total bases, tied for the lead in games, ranked third in RBI and on-base percentage, sixth in slugging percentage (.543), tied for sixth in strikeouts (137) and 10th in doubles (31)...topped the A's farm system in home runs, RBI, runs, walks, extra base hits, total bases and slugging percentage, ranked second in on-base percentage, fifth in doubles and sixth in hits (134)...his 37 home runs were third best by an A's farmhand since the club moved to Oakland in 1968 (39, Adam Piatt in 1999 and Chris

Carter in 2008)...hit .288 with 22 home runs and 61 RBI in 70 games after the All-Star Break... appeared in 107 games at first base, eight in right field and one in left field...led CL first basemen in fielding percentage (.993)...reached base safely in 21 consecutive games from May 8 to 29... hit .296 with a .436 on-base percentage during the streak...had four two-homer games, three of which came over a nine-game stretch from June 19 to 27...went 5-for-6 with a double, two home runs and five RBI June 19 against Bakersfield...one of the home runs was a grand slam...hit 10 home runs in June, which tied for second most in the minors...went 3-for-7 (.429) with two doubles, two walks and a RBI in two postseason games for Stockton...then played for Mesa in the Arizona Fall League following the season and hit .257 with a .435 on-base percentage, four home runs and eight RBI in 11 games...was named to the AFL Top Prospects Team at first base and played in the AFL Fall Stars Game...was rated by *Baseball America* as the No. 3 prospect in the A's farm system.

**2013**—Spent the entire season at Single-A Beloit where he hit .225 with 23 home runs and 93 RBI in 134 games...added 72 walks for a .326 on-base percentage...ranked second in the Midwest League in home runs and RBI, third in extra base hits (55), fifth in walks and tied for 10th in doubles (32)...also tied for the league lead in games and ranked second in strikeouts (148)...was named to ML Midseason All-Star Team...ranked second in the A's farm system in home runs, RBI and extra base hits, tied for fourth in doubles, seventh in walks and ninth in total bases (209)... hit .241 against right-handed pitching compared to .180 against left-handers...hit .373 with runners in scoring position and two outs...appeared in 127 games at first base and was named the best defensive first baseman in the ML by *Baseball America*...led league first baseman in games, total chances (1220), putouts (1109) and assists (102) and tied for the lead in double plays (97)... committed nine errors for a .993 fielding percentage...batted .429 with four home runs and 16 RBI over a 16-game stretch from April 25 to May 10...had his first of two two-homer games Aug. 11 at Burlington (also Aug. 21 at Kane County)...was named Midwest League Player of the Week for the week of Aug. 19-25 after going 11-for-29 (.379) with eight runs scored, five doubles, five home runs, 12 RBI and four multiple hit games in seven games...tied for second in all of minor league baseball with 10 home runs in August...added 30 RBI in 28 games...went 1-for-16 (.063) with a double, RBI and four walks in five postseason games for the Snappers.

**2012**—Batted .282 with nine home runs and 45 RBI in 50 games with the A's affiliate in the Arizona Rookie League and Short Season Single-A Vermont...ranked second in the Arizona League in home runs (8) and fourth in doubles (16) and RBI...collected eight of his nine home runs and 36 of his 45 RBI against right-handed pitching...appeared in 40 games at first base and one at catcher... went 4-for-5 with two doubles, a home run, four RBI and four runs scored in his professional debut June 24 at the Indians...had a season-best 10-game hitting streak from Aug. 12 to 25...went 14-for-39 (.359) with three home runs and 12 RBI during the streak...was named the A's No. 10 prospect by *Baseball America* following the season.

## PERSONAL/MISCELLANEOUS

Matthew Kent Olson was originally signed by A's scout Matt Ranson...graduated from Parkview High (GA) School in 2012...had his jersey retired by Parkview in 2019...was drafted 47th overall as compensation for the loss of free agent David DeJesus.

### LIFETIME PLAYING RECORD

Year	Club	AVG.	G	AB	R	H	2B	3B	HR	RBI	SH	SF	HP	BB	SO	SB	CS	SLG	OBP	E
2012	AZL A's	.282	46	177	29	50	16	1	8	41	0	2	2	16	46	0	0	.520	.345	3
	Vermont	.273	4	11	3	3	0	0	1	4	0	1	1	3	4	0	0	.545	.438	0
2013	Beloit	.225	134	481	69	108	32	0	23	93	0	3	2	72	148	4	3	.435	.326	9
2014	Stockton	.262	138	512	111	134	31	1	37	97	0	0	5	117	137	2	0	.543	.404	7
2015	Midland	.249	133	466	82	116	37	0	17	75	0	8	6	105	139	5	1	.438	.388	7
2016	Nashville	.235	131	464	69	109	34	1	17	60	2	3	0	71	132	1	0	.422	.335	5
	OAKLAND	.095	11	21	3	2	1	0	0	0	0	0	0	7	4	0	0	.143	.321	0
2017	Nashville	.272	79	294	56	80	16	1	23	60	0	3	1	45	83	3	0	.568	.367	2
	OAKLAND	.259	59	189	33	49	2	0	24	45	0	0	5	22	60	0	0	.651	.352	2
2018	OAKLAND	.247	162	580	85	143	33	0	29	84	0	2	8	70	163	2	1	.453	.335	7
<b>ML Totals</b>		<b>.246</b>	<b>232</b>	<b>790</b>	<b>121</b>	<b>194</b>	<b>36</b>	<b>0</b>	<b>53</b>	<b>129</b>	<b>0</b>	<b>2</b>	<b>13</b>	<b>99</b>	<b>227</b>	<b>2</b>	<b>1</b>	<b>.492</b>	<b>.338</b>	<b>9</b>

## CAREER TRANSACTIONS

**2012** — Selected by the Oakland Athletics organization as a compensation pick (47th selection overall) following the 1st round of the First-Year Player Draft.

## WILD CARD RECORD

Year	Club/Opp.	AVG.	G	AB	R	H	2B	3B	HR	RBI	SH	SF	HP	BB	SO	SB	CS	SLG	OBP	E
2018	OAK vs. NYY	.000	1	2	0	0	0	0	0	0	0	0	0	2	0	0	0	.000	.500	0

## OLSON'S CAREER BESTS

**Hits:** 4, April 18, 2018 vs. Chicago (AL)

**Home Runs:** 2 (four times), July 22, 2018 vs. San Francisco; June 1, 2018 at Kansas City; September 4, 2017 vs. Los Angeles (AL); June 24, 2017 at Chicago (AL)

**Runs Batted In:** 5, June 1, 2018 at Kansas City

**Stolen Bases:** 1 (twice), last: April 24, 2018 at Texas

**Hitting Streak:** 7 (twice), last: August 12 to 19, 2018

**Hitless Streak (At Bats):** 15 (twice), last: July 25 to 28, 2018

**Game Ending RBI:** 2, August 17, 2018 vs. Houston (home run); April 18 vs. Chicago-AL (single)

**Grand Slams:** 1, September 26, 2018 at Seattle (Chasen Bradford)

**Pinch-Hit Home Runs:** None

**Inside-The-Park Home Runs:** None

**Lead Off Home Runs:** None

## OAKLAND A'S CONSECUTIVE SEASONS, 100 OR MORE RBI

- 4 Miguel Tejada (2000-03)
- 4 Jason Giambi (1998-2001)
- 3 **Khris Davis (2016-present)**
- 3 Eric Chavez (2001-03)
- 3 Jose Canseco (1986-88)

**INFIELDER****Height/Weight:** 5-10 / 200**Bats/Throws:** Switch / Right**Birthdate:** June 15, 1984**Opening Day Age:** 34**Birthplace/Resides:** Corpus Christi, Texas / Spring, Texas**Major League Service:** 8 years, 144 days**Obtained:** Signed as a free agent to a minor league contract, February 14, 2019**Contract Status:** First year of a one-year contract through 2019**CAREER HIGHLIGHTS**

Is a .242 career hitter with 84 stolen base in 971 games over 11 seasons in the majors with Oakland (2008-12), Arizona (2013-15), Toronto (2015), Los Angeles-AL (2016-17) and Cincinnati (2018)...has played in the postseason with Oakland in 2012 and Toronto in 2015...also pitched for the Blue Jays in the postseason in Game 4 of the ALCS as he became the first full-time position player to pitch in a playoff game...played in the Arizona Fall League in 2007.

**2018 HIGHLIGHTS**

Signed a minor league deal with Cincinnati Feb. 17 and made the Reds Opening Day roster...was selected from Triple-A Louisville March 29 and went 4-for-29 (.138) in 16 games...drew five walks for a .265 on-base percentage...did not have an extra base hit or RBI...the switch-hitter went 3-for-26 (.115) against right-handed pitchers, 1-for-3 (.333) against left-handers...was 0-for-8 with runners in scoring position...started five games at third base and one at shortstop...was 2-for-5 (.400) as a pinch hitter...had a pinch hit single in his first at bat as a Red on March 31 against Washington...went 3-for-9 (.333) over his first six games through April 9 but then went 0-for-18 over his next nine contests...pitched for the first time in a regular season game April 12 against St. Louis (1.0 ip, 1 h, 1 r, 1 er, 2 bb, 1 so)...was a defensive replacement at third base in the seventh inning and then took the mound to start the ninth inning with the Reds trailing 12-4...allowed a RBI double to Jose Martinez...his first pitching appearance came in Game 4 of the 2015 ALCS...went 1-for-2 on April 25 against Atlanta but that would be his final game in the majors as he was optioned to Louisville the next day.

**MINORS:** Was outrighted to Louisville April 28 and went 8-for-30 (.267) with a RBI in 11 games before he elected free agency May 17...was signed by the Texas organization to a minor league contract the next day and was assigned to Triple-A Round Rock...it .204 with a home run and 13 RBI in 61 games with the Express...combined with both clubs to hit .211 with a home run and 14 RBI in 72 games...added 36 walks for a .311 on-base percentage...batted .328 (21-for-64) against left-handed pitchers compared to .170 (31-for-182) against right-handers...hit .159 with runners in scoring position, including .133 with RISP and two outs...started 52 games at shortstop, five at second base and five at third base...committed five errors, all as a shortstop (.978 fielding percentage)...hit in every spot in the batting order and saw his most action with 26 games batting seventh...went 4-for-22 (.182) over his first nine games with Louisville...then had back-to-back multiple hit games on May 10 and 13 (4-for-8, .500) before becoming a free agent...went 2-for-10 (.200) in four games with Round Rock before he was placed on the disabled list May 22 with a strained left oblique...was reinstated June 24 and had multiple hit games in each of his first two contests following his return (4-for-8, .500)...then went 2-for-27 (.074) over his next seven games...went 12-for-40 (.300) with five doubles over a 10-game stretch from July 7 to 20...walked a season-high four times July 30 against Reno...finished July with a .253 batting average in 24 games and then went 3-for-6 with his lone home run of the year and a season-high four RBI Aug. 1 at Albuquerque...went 0-for-27 over a nine-game stretch from Aug. 5 to 15 and hit .163 in 26 games in August.

**CAREER**

**2017**—Spent the entire season with Los Angeles (AL) and batted .253 with three home runs and 21 RBI in 87 games...hit all three of his home runs off right-handers...batted .280 at night, .159

during the day...hit .290 with runners on base...went 13-for-23 (.565) when putting the first pitch in play...batted .129 with two strikes and .152 when leading off an inning...started 35 games at second base, 11 at third base and four at shortstop...was 3-for-12 (.250) with a RBI as a pinch hitter...hit his first career grand slam Aug. 30 against Oakland...the four RBI matched his career high...it was his fourth career four-RBI game, his first since May 1, 2013 against San Francisco...batted .333 with two of his three home runs and eight of his 21 RBI in August.

**2016**—In his ninth big league season and first with the Angels, he made just two errors in 438.1 innings...appeared in 58 games at second base, 17 at shortstop, three at first base and one at third base...had a .991 fielding percentage...matched his 2015 home run total in just 35 games...was limited to 74 games after two different DL stints with a left hamstring strain.

**2015**—Spent time during eighth big league season with Arizona and Toronto...appeared at four different positions (second base, shortstop, third base, left field), posting a collective .964 fielding percentage in 244 chances...played in four postseason games with Toronto...went 0-for-1 during the ALDS against Texas and walked in his only plate appearance in the Championship Series vs. Kansas City...made postseason history in Game 4 of the ALCS as he became the first full-time position player to pitch in a playoff game.

**2014**—Was limited to 68 games with the Diamondbacks after missing two months with a left thumb injury...appeared defensively in 23 games at shortstop, 18 at second base and eight at third...posted a .989 fielding percentage.

**2013**—In his first season with the Diamondbacks, he played defensively at three different positions, including 51 games at shortstop, 29 at second base and two at third, posting a combined .975 fielding percentage...tied a Diamondbacks record by recording five walks, Aug. 24, 2013...teammate Tony Campana also turned the trick the same night, becoming the first pair of teammates to draw five walks in a game since 1914.

**2012**—Appeared in 125 games with Oakland during his fifth ML season...stole 15 bases, reaching the 10+ stolen base mark for the third straight season...registered a .981 fielding percentage at shortstop and second base...the .979 mark at shortstop was the highest by an A's player (min. 90 game) since Mike Bordick (.983) in 1995...hit .286 with an RBI in five American League Division Series games against Detroit.

**2011**—Enjoyed his finest ML season in his fourth campaign (second full) with the A's...set career highs in average, hits, home runs and RBI and matched a career best in doubles...his .264 clip paced the A's team for the season...also stole 14 bases in 23 attempts.

**2010**—In a career best 156 games with Oakland, established career highs in doubles, triples and stolen bases...the 29 stolen bases were the most by an A's shortstop since 1986 (Griffin, 33).

**2009**—Split the season between Triple-A Sacramento and Oakland...recalled by Oakland July 31 and started 60 of the final 61 games...hit his first big league home run Aug. 5 vs. Texas.

**2008**—Spent the majority of the season with Double-A Midland and Triple-A Sacramento prior to having his contract selected by Oakland Aug. 12...made Major League debut that night against Tampa Bay...tallied his first ML hit Aug. 17 vs. the White Sox.

**2007**—Split his season between Single-A Stockton and Double-A Midland and combined for a .253 batting average, 30 doubles, five triples, eight home runs and 57 RBI in 138 games...played in the Futures Game and the Arizona Fall League.

**2006**—Began his first full season as a professional at Single-A Stockton and hit .203 with two home runs and 21 RBI in 46 games before going on the disabled list June 25 with a strained right hamstring that effectively ended his season.

**2005**—Batted .276 with 25 stolen bases in 69 games in his professional debut with Single-A Kane County...was rated as the number five prospect in the Midwest League and the third best prospect in the A's farm system by *Baseball America*.

## PERSONAL/MISCELLANEOUS

Clifton Randolph Pennington was originally signed by A's scout Blake Davis...he and his wife Missy have three children: Brady, Hudson and Kingsley...prepped at Mary Carroll High School in Corpus Christi , TX...earned third-team All-American honors, first-team All-State and All-District honors during his senior year...played collegiate baseball at Texas A&M University...hit .339 with five home runs, 35 RBI and 21 stolen bases during his sophomore campaign...across three seasons with the Aggies, hit .345 with 115 RBI and 53 stolen bases.

### LIFETIME PLAYING RECORD

Year	Club	AVG.	G	AB	R	H	2B	3B	HR	RBI	SH	SF	HP	BB	SO	SB	CS	SLG	OBP	E
2005	Kane County	.276	69	290	49	80	15	0	3	29	1	2	2	39	47	25	6	.359	.364	13
2006	Stockton	.203	46	177	36	36	7	0	2	21	0	0	1	24	35	7	1	.277	.302	10
	AZL Athletics	.464	9	28	3	13	3	1	0	6	0	0	0	4	2	0	0	.643	.531	2
2007	Stockton	.255	68	286	50	73	17	3	6	36	4	0	0	43	54	9	2	.399	.348	14
	Midland	.251	70	271	41	68	13	2	2	21	2	2	1	38	35	8	2	.336	.343	14
2008	Midland	.260	50	204	42	53	7	2	0	18	0	1	0	39	36	20	1	.314	.379	11
	Sacramento	.297	65	236	47	70	9	3	2	16	1	3	0	54	34	11	5	.386	.426	13
	OAKLAND	.242	36	99	14	24	5	0	0	9	1	2	2	13	18	4	1	.293	.339	5
2009	Sacramento	.264	99	360	48	95	22	3	3	40	4	6	2	45	54	27	4	.367	.345	19
	OAKLAND	.279	60	208	27	58	11	3	4	21	0	1	1	19	46	7	5	.418	.342	8
2010	OAKLAND	.250	156	508	64	127	26	8	6	46	3	12	3	50	96	29	5	.368	.319	25
2011	OAKLAND	.264	148	515	57	136	26	2	8	58	4	8	1	42	104	14	9	.369	.319	22
2012	OAKLAND	.215	125	418	50	90	18	2	6	28	2	5	2	35	90	15	6	.278	.311	11
	Sacramento	.455	3	11	2	5	1	0	0	1	0	0	0	3	4	1	0	.571	.545	1
2013	ARIZONA	.242	96	269	25	65	13	1	1	18	1	2	1	26	54	2	0	.309	.310	8
2014	ARIZONA	.254	68	177	21	45	5	3	2	10	0	1	3	20	36	6	1	.340	.350	2
	AZL D-Backs	.421	5	19	2	8	1	0	0	5	0	0	0	3	4	0	0	.474	.500	1
	Reno	.385	4	13	3	5	0	0	0	0	0	0	1	3	1	1	0	.529	.385	1
2015	ARIZONA	.237	72	135	15	32	3	0	1	10	4	2	0	16	29	3	0	.281	.314	6
	TORONTO	.160	33	75	9	12	3	0	2	11	3	2	1	11	20	0	0	.280	.270	3
2016	LOS ANGELES (AL)	.209	74	172	18	36	4	2	3	10	3	0	0	13	55	1	0	.308	.265	2
	Salt Lake	.304	7	23	3	7	2	1	0	3	0	0	0	3	4	0	0	.478	.385	0
2017	LOS ANGELES (AL)	.253	87	194	23	49	6	0	3	21	1	5	5	16	58	3	1	.330	.306	4
2018	CINCINNATI	.138	16	29	1	4	0	0	0	0	0	0	0	5	13	0	0	.138	.265	2
	Louisville	.267	11	30	4	8	2	0	0	1	0	1	0	6	7	0	1	.333	.378	0
	Round Rock	.204	61	216	26	44	12	1	1	13	1	2	2	30	54	4	1	.282	.301	5
<b>AL Totals</b>		<b>.243</b>	<b>719</b>	<b>2189</b>	<b>262</b>	<b>532</b>	<b>99</b>	<b>17</b>	<b>32</b>	<b>204</b>	<b>35</b>	<b>17</b>	<b>11</b>	<b>199</b>	<b>487</b>	<b>73</b>	<b>27</b>	<b>.348</b>	<b>.307</b>	<b>80</b>
<b>NL Totals</b>		<b>.239</b>	<b>252</b>	<b>610</b>	<b>62</b>	<b>146</b>	<b>21</b>	<b>4</b>	<b>4</b>	<b>38</b>	<b>7</b>	<b>3</b>	<b>4</b>	<b>67</b>	<b>132</b>	<b>11</b>	<b>1</b>	<b>.307</b>	<b>.317</b>	<b>18</b>
<b>ML Totals</b>		<b>.242</b>	<b>971</b>	<b>2799</b>	<b>324</b>	<b>678</b>	<b>120</b>	<b>21</b>	<b>36</b>	<b>242</b>	<b>42</b>	<b>20</b>	<b>15</b>	<b>266</b>	<b>619</b>	<b>84</b>	<b>28</b>	<b>.339</b>	<b>.309</b>	<b>98</b>

### LIFETIME PITCHING RECORD

Year	Club	W	L	ERA	G	GS	CG	SHO	SV	IP	H	R	ER	HR	HB	BB	IBB	SO	WP	BK
2015	CINCINNATI	0	0	9.00	1	0	0	0	0	1.0	1	1	1	0	0	2	0	1	0	0

### CAREER TRANSACTIONS

**2005** — Selected by the Oakland Athletics in the 1st round (21st selection overall) of the First-Year Player Draft.

**2012** — On the disabled list, July 20 to August 6; included rehabilitation assignment to Sacramento, August 3 to 6. Traded with minor league infielder Yordy Cabrera to the Arizona Diamondbacks for outfielder Chris Young and cash considerations, October 20. **2014** — On the disabled list, June 2 to August 5; included rehabilitation assignment to AZL Diamondbacks, July 26 to August 1, and Reno, August 2 to 5. **2015** — Traded to the Toronto Blue Jays for minor league infielder Dawel Lugo, August 8. Elected free agency, November 2; signed by the Los Angeles Angels, November 18. **2016** — On the disabled list, May 13 to 27; included rehabilitation assignment to Inland Empire, May 25 to 27. On the disabled list, June 1 to August 1; included rehabilitation assignment to Salt Lake, July 20 to 30. **2017** — Elected free agency, November 2. **2018** — Signed by the Cincinnati Reds to a minor league contract, February 17. Elected free agency, May 17; signed by the Texas Rangers to a minor league contract, May 18. Elected free agency, November 2. **2019** — Signed by the Oakland Athletics to a minor league contract, February 14.

## DIVISION SERIES RECORD

Year	Club/Opp.	AVG.	G	AB	R	H	2B	3B	HR	RBI	SH	SF	HP	BB	SO	SB	CS	SLG	OBP	E
2012	OAK vs. DET	.286	5	14	1	4	0	0	0	1	0	0	0	3	4	0	0	.286	.412	0
2015	TOR vs. TEX	.000	1	1	0	0	0	0	0	0	0	0	0	0	0	0	0	.000	.000	0
<b>Totals</b>		<b>.267</b>	<b>6</b>	<b>15</b>	<b>1</b>	<b>4</b>	<b>0</b>	<b>0</b>	<b>0</b>	<b>1</b>	<b>0</b>	<b>0</b>	<b>0</b>	<b>3</b>	<b>4</b>	<b>0</b>	<b>0</b>	<b>.267</b>	<b>.389</b>	<b>0</b>

## LEAGUE CHAMPIONSHIP SERIES BATTING RECORD

Year	Club/Opp.	AVG.	G	AB	R	H	2B	3B	HR	RBI	SH	SF	HP	BB	SO	SB	CS	SLG	OBP	E
2015	TOR vs. KC	—	3	0	0	0	0	0	0	0	0	0	0	1	0	0	00	—	1.000	0

## LEAGUE CHAMPIONSHIP SERIES PITCHING RECORD

Year	Club/Opp.	W	L	ERA	G	GS	CG	SHO	SV	IP	H	R	ER	HR	HB	BB	IBB	SO	WP	BK
2015	TOR vs. KC	0	0	0.00	1	0	0	0	0	0.1	2	0	0	0	0	0	0	0	0	0

## PENNINGTON'S CAREER HIGHS

**Hits:** 4 (four times), last: September 7, 2012 at Seattle

**Home Runs:** 1 (36 times), last: August 30, 2017 vs. Oakland

**Runs Batted In:** 4 (four times), last: August 30, 2017 vs. Oakland

**Stolen Bases:** 2 (five times), last: June 7, 2012 vs. Texas

**Hitting Streak:** 15, July 15 to 31, 2011

**Hitless Streak (At Bats):** 29, May 22 to June 3, 2012

**Game Ending RBI:** 5, April 9, 2017 vs. Seattle (single); July 3, 2015 vs. Colorado (sacrifice fly); May 27, 2013 vs. Texas-G#2 (single); April 3, 2013 vs. St. Louis (single); August 18, 2010 vs. Toronto (single)

**Grand Slams:** 1, August 30, 2017 vs. Oakland (Chris Hatcher)

**Pinch-Hit Home Runs:** 2, July 18, 2015 vs. San Francisco (Jake Peavy); August 24, 2015 vs. San Diego (Dale Thayer)

**Inside-The-Park Home Runs:** None

**Lead Off Home Runs:** None

**RIGHT-HANDED PITCHER****Height/Weight:** 6-1 / 255**Bats/Throws:** Right / Right**Birthdate:** November 22, 1984**Opening Day Age:** 34**Birthplace/Resides:** Maracaibo, Venezuela / Weston, Florida**Major League Service:** 8 years, 16 days**Obtained:** Signed as a free agent, December 7, 2017**Contract Status:** Second year of a two-year contract through 2019 with a club option for 2020**CAREER HIGHLIGHTS**

Has spent 11 seasons in the majors with six different teams (Florida, 2006; Arizona 2007-09; San Francisco, 2012-15; Washington, 2016; Los Angeles-AL, 2017; Oakland, 2018) and is 35-37 with 4.14 ERA in 331 career appearances, including 59 starts...56 of the starts came over his first seven seasons as he has 209 relief appearances and three starts over the last four years...has issued just two first-batter walks in 272 career relief appearances...pitched for Venezuela in the 2017 World Baseball Classic...was a member of the 2014 World Champion San Francisco Giants...established a Major League record for consecutive batters retired in a single season, retiring 46 consecutive batters over eight appearances (six in relief) from July 22 to Aug. 28, 2014...came within one out of a perfect game with the Giants in 2013...pitched in the Mexican League in 2011...played for the World Team in the 2005 Futures Game.

**2018 HIGHLIGHTS**

Pitched in a team-leading and career-high 74 games in his first season in Oakland and was 7-3 with a 3.00 ERA and .221 opponents batting average...the wins were also a career high and his ERA was second lowest to his 2.76 with the Angels in 2017...now has a 2.88 ERA and .214 opponents batting average over his last two years after logging a 4.58 ERA and .259 opponents average over the first nine years of his career...his games pitched ranked third in the American League and tied for 10th in Oakland history...tossed 93.0 innings, which ranked fourth on the A's and were second most by an AL reliever to the Rays Ryan Yarbrough (118.2)...they were the most by an Oakland reliever since Justin Duchscherer had 96.1 in 2004...has 180.1 innings pitched over the last two years, which are the most among Major League relievers...had a 4.66 ERA and .305 opponents batting average over his first 17 games through May 9...then went 7-3 with a 2.57 ERA and .195 opponents batting average over his final 57 contests...tied for sixth among AL relievers in wins...walked just 18 batters in 93.0 innings and his average of 1.74 walks per nine innings ranked seventh lowest...had the fifth lowest opponents on-base percentage (.256)...was charged with just one wild pitch...however, had the third most extra base hits (31), tied for third in home runs (13) and ranked fifth in hits (76)...had four intentional walks, which tied for seventh among all AL pitchers...his opponents batting average included a .183 (28-for-153) mark against left-handed hitters compared to .251 (48-for-191) against right-handers...11 of the 13 home runs he allowed were solo shots...opponents hit .190 with runners in scoring position, including .103 with RISP and two outs...allowed a .139 batting average with two outs overall...first batters faced hit .260 but he issued just one walk for a .270 on-base percentage...allowed 14-of-31 (45.2%) inherited runners to score...the percentage was third highest in the AL after stranding all 20 of his inherited runners in 2017...had a 1.77 ERA in 17 games when pitching on no days rest, a 3.34 ERA in his other 57 outings...compiled a 2.36 ERA on the road, 3.74 at home...logged a 2.53 ERA at night, a 3.63 ERA during the day...combined for a 4.13 ERA when pitching in the eighth and ninth innings compared to 2.61 in all others innings...posted a .267 opponents batting average over his first 15 pitches in a game, .109 after that...tossed the sixth most pitches among AL relievers (1316) but ranked third in fewest pitches per inning (14.2)...tied for first in most sacrifice allowed (5)...logged more than one inning in 28 of his 74 appearances, including 19 outings of two or more innings

**OAKLAND:** Pitched in three of the first four games of the season against Los Angeles (AL) and did not allow a run (3.1 ip)...stranded his first inherited runner on March 30 but then allowed two in-



herited runners to score April 1, snapping a streak of 32 consecutive inherited runners stranded... prior to that, had not allowed an inherited runner to score since May 8, 2016 at Chicago (NL)... yielded a season-high five hits in 1.0 innings April 6 at Los Angeles (AL)...had a 3.00 ERA in 10 games when he was placed on the family medical emergency list April 17...was reinstated April 21 and pitched in two games (2.1 ip, 1 h, 1 so) before going on the bereavement list April 24... was reinstated April 27 and allowed seven runs on 11 hits in 5.0 innings over his first five games (10.80 ERA)...then logged a 1.53 ERA and .177 opponents batting average over his next 11 contests...allowed a season-high three runs on a season-high tying five hits in 0.1 innings May 4 against Baltimore...then walked a season-high three batters in 2.0 innings the next day against the Orioles, his only outing with more than one walk...also struck out a season-high four batters in the latter game, his first of three four-strikeout games (May 24 vs. Seattle, Aug. 22 vs. Texas)... tossed a season-high 3.0 innings May 24 against Seattle and did not allow a run...yielded eight runs on 12 hits over an 11-game stretch from June 5 to July 1 (6.55 ERA)...pitched at least 2.0 innings in five consecutive games from July 6 to 14 as part of a season-high 11.2-inning scoreless streak from July 6 to 20...had a 1.25 ERA and .139 opponents batting average over a 14-game span from July 6 to Aug. 5...tossed 2.1 scoreless innings for the win July 12 at Houston in his 300th career appearance...was credited with three wins over a four-game stretch from July 12 to 21...logged a 2.25 ERA and .174 opponents batting average in 13 relief appearances in July... struck out 22 and walked just three in 20.0 innings while compiling a 3-0 record...allowed six runs on 10 hits, including four home runs, in 10.1 innings over eight games from Aug. 7 to 26 (5.23 ERA)...did not allow a run in 12 of his final 13 contests beginning Aug. 27...had a 0.69 ERA and .178 opponents batting average over that stretch...compiled a 0.79 ERA in September, which was his lowest single-month ERA since posting a 0.63 ERA in August of 2014...was on the A's roster for the Wild Card game but did not pitch.

## CAREER

**2017**—Signed a minor league deal with Los Angeles (AL) Feb. 15, made the Angels Opening Day roster and spent the entire season in the majors...appeared in 60 games and went 5-2 with a career-high four saves and a career-low 2.76 ERA...also had career-lows in opponents batting average (.207), on-base percentage (.249), slugging percentage (.321) and OPS (.571)...struck out 101 batters in 91.1 innings (9.95 per nine innings) and walked just 18 (1.77 per nine innings) for a strikeout-to-walk ratio of 5.61...made one start and his 87.1 innings pitched in relief were the most among Major League relievers...tied for sixth among American League relievers in strikeouts (96)...stranded all 20 of his inherited runners, which were the most in the majors among pitchers with no inherited runners scored...they tied for the most by any AL pitcher with no inherited runners scored dating back to 1974 (Shane Greene, DET 2016) and tied for second most by any ML pitcher (22, Randy Meyers, TOR-SD in 1998)...first batters faced were 8-for-58 (.138) with no walks...had the lowest first batter faced on-base percentage in the majors...ranked third in the AL in first batter OPS (.379) and tied for seventh in batting...the on-base percentage was the lowest by an Angels reliever dating back to 1974, the OPS was fourth lowest and the batting average was sixth lowest...his opponents batting average included a .186 mark against right-handed hitters compared to .237 against left-handers...issued 13 of his 18 walks to lefties for a .307 on-base percentage (.205 vs. righties)...opponents went 2-for-24 (.083) with runners in scoring position and two outs...yielded a .150 average with two strikes...compiled a 2.27 ERA but allowed seven of his nine home runs in 30 games at home compared to a 3.30 ERA in 30 games on the road...logged a 1.03 ERA during the day, 3.46 at night...posted a 1.00 ERA in five interleague appearances...ranked second among AL relievers in pitches thrown (1299)...tossed at least one inning in 55 of his 59 relief appearances, including two or more 22 times...did not walk a batter in 47 of his 60 appearances...made one start for Venezuela in the World Baseball Classic on March 12 against Mexico and took the loss (2.0 ip, 3 h, 5 r, 5 er, 2 bb, 0 so)...tossed 3.0 innings of relief April 21 against Toronto, his longest outing of 2017 as a reliever (also May 16 vs. Chicago-AL and July 25 at Cleveland)...logged 3.0 innings of relief in the Angels 7-6, 11-inning win over Chicago (AL) on May 16 for his first win of the season...that began a career-high five-game winning streak that ran through Sept. 15...did not allow a run in 12 of 14 games from May 23 to June 28 (1.86 ERA)...finished May with a 1.47 ERA and .148 opponents batting average in 10 appearances... was credited with his first save of the season June 25 at Boston when he tossed 2.0 scoreless innings in the Angels 4-2 win...each of his other three saves were one-inning saves...compiled a 0.79 ERA over a 21-game span from July 21 to Sept. 16...made his only start of the season July 29

at Toronto and had a no decision in a 6-5 Angels win...tossed a season-high 4.0 innings, allowed one unearned run and struck out a season-high five batters (3 h, 0 bb)...it came on three days rest as he tossed 3.0 scoreless innings of relief in his previous outing July 25 at Cleveland...had a career-high 17.0-inning scoreless streak from Aug. 20 to Sept. 20...posted a 1.76 ERA in 11 games in August...struck out a season-high tying five batters in 2.0 scoreless innings of relief Sept. 8 at Seattle...was charged with his only two losses of the season in consecutive outings on Sept. 20 against Cleveland and Sept. 22 at Houston.

**2016**—Signed with Washington as a free agent and went 3-5 with a save and a 4.50 ERA in 36 games, including one start, in his only season with the Nationals...allowed a .272 opponents batting average, which included .271 against right-handed hitters compared to .275 against left-handers...had a .698 OPS against righties, .925 against lefties...opponents hit .226 with runners in scoring position...had a 2.62 ERA and .245 opponents batting average in 22 games before the All-Star Break...allowed 2-of-14 (14.3%) inherited runners to score...compiled a 3.08 ERA in 19 games on the road...logged a 1.74 ERA and .118 opponents batting average in five interleague appearances...tossed more than one inning in 22 of his 35 relief appearances, including two or more 13 times...logged a season-high 4.2 innings of relief and struck out a season-high six April 24 against Minnesota...finished April with a 2.77 ERA and .178 opponents batting average in five appearances and then posted a 2.08 ERA in eight games in May...began May with a six-game, 10.2-inning scoreless streak to lower his season ERA to 1.52 on May 23...was credited with his only save of the season June 17 at San Diego when he tossed a scoreless ninth inning in the Nationals 7-5 win...then made his only start three days later on June 20 at Los Angeles (NL)...was the losing pitcher in a 4-1 loss (6.0 ip, 5 h, 3 r, 3 er, 1 bb, 5 so)...did not allow a run over his next six relief appearances from June 25 to July 24 (8.0 ip).

**2015**—In his fourth season with San Francisco, was used as the Giants' long reliever and appeared in 42 games...pitched two or more innings in 20 of his 41 relief appearances...made one start, May 23 at Colorado...opponents hit .211 off him with runners in scoring position...relieved Tim Lincecum May 8 at Miami and tossed 3.0 scoreless, no-hit innings to earn his first career save in the Giants 6-0 win...according to the *Elias Sports Bureau*, no Giants pitcher had picked up a save by throwing 3.0-scoreless innings without allowing a hit since Jeff Brantley in 1991.

**2014**—Went 5-5 with a 3.69 ERA in 39 games, including 12 starts...made spot starts, but was inserted into the Giants' rotation on Aug. 28 in place of Tim Lincecum...went 3-4 with a 5.03 ERA in his 12 starts...was 2-1 with a 1.84 ERA in 27 appearances out of the bullpen...established career-highs in innings (117.0) and strikeouts (133)...ranked sixth in the majors in strikeouts per nine innings (10.23) among pitchers with at least 100.0 innings pitched...ranked eighth with a 6.05 strikeout-to-walk ratio...established a Major League record for consecutive batters retired in a single season, retiring 46 consecutive batters over eight appearances (six in relief) from July 22 to Aug. 28...his streak was broken up by the Rockies Jordan Lyles, who doubled to left field with two outs in the third inning...tossed his second career complete game Sept. 9 against Arizona...faced 70-consecutive batters without going to a three-ball count from Sept. 2-20...went 3-0 with a 1.42 ERA in four relief appearances during the postseason...was the first relief pitcher to have three relief wins each consisting of at least 3.0 scoreless innings in a single postseason...earned the win with 6.0 scoreless innings of relief, striking out seven in the Giants' 18-inning, Game 2 Division Series win at Washington...singled in the fourth inning of Game 4 of the World Series to become the first relief pitcher to collect a hit in a World Series game since Toronto's Al Leiter in Game 4 of the 1993 World Series against Philadelphia.

**2013**—Spent the majority of the season with Triple-A Fresno, going 5-6 with a 4.52 ERA in 15 starts...struck out 91 batters in 87.2 innings...had his contract purchased July 23 and enjoyed two stints in the majors with the Giants...went 4-1 with a 3.56 ERA in eight games (seven starts) for San Francisco...nearly turned in a historic performance Sept. 6 against Arizona, when he came within one out of tossing the 24th perfect game in Major League history before Eric Chavez singled to right field...became the 12th player in Major League history to lose a perfect game with two outs in the ninth inning...it was his first career shutout (1 h, 0 bb, 7 so)...recorded a career-best 10 strikeouts in his start on Sept. 1 at Arizona in the Giants' 8-2 victory.

**2012**—Made 28 starts for Triple-A Fresno, going 7-7 with a 3.46 ERA...struck out 153 batters in 166.2 innings...was named Pacific Coast League Pitcher of the Week for the week of May 29...had his contract selected by the Giants on Sept. 7...returned to the big leagues for the first time since 2009...made one start for San Francisco, Sept. 23 against San Diego (4.2 ip, 7 h, 2 r, 2 er, 4 bb, 1 so).

**2011**—Played for Guerreros de Oaxaca in the Mexican League, going 1-2 with a 4.17 ERA in seven games, including six starts.

**2010**—Spent the season with Triple-A Tacoma in Seattle's chain...went 4-2 with a 4.85 ERA in 24 games, including six starts.

**2009**—Went 3-10 with a 5.82 ERA in 23 games, including 17 starts, for the Arizona Diamondbacks...battled a strained right shoulder that landed him on the disabled list from May 9 to July 4...allowed one hit in career-high 8.0 innings Aug. 4 at Pittsburgh...had no-hitter broken up in the eighth inning...tallied 14.0 consecutive scoreless innings in back-to-back starts, July 29 against Philadelphia (6.0 ip) and August 4 at Pittsburgh (8.0 ip).

**2008**—Made first career Opening Day roster with Arizona before being sent to Triple-A Tucson on April 27...made 11 starts for the Sidewinders before being recalled June 27 and remained in the Majors for the rest of the season...went 3-5 with a 4.31 ERA in 19 games, eight starts, for the D-backs...won back-to-back starts for the first time in his career on Aug. 16 at Houston and Aug. 23 against Florida...held opposing batters to a .216 average, including a .213 average as a starter.

**2007**—Began the season with Triple-A Tucson before being recalled to the big leagues on April 22...made his D-backs debut that night at San Francisco (7.0 ip, 4 h, 2 r, 2 er, 5 so)...was sent to Tucson before being recalled for good on Aug. 19...made 10 starts for Arizona and appeared in four games as a reliever for the D-backs, going 1-0 with a 1.50 ERA.

**2006**—Opened the season with Triple-A Albuquerque before being recalled by Florida on May 13...made his Major League debut a day later, May 14 at Pittsburgh, recording two strikeouts in 1.0 inning of work...earned his first ML win, July 5 at Washington (6.0 ip, 11 h, 5 r, 5 er, 2 so)...also notched his first ML hit and RBI that day...would appear in 15 games, making one start during his rookie season.

**2005**—Was named an Eastern League Midseason All-Star with Double-A Binghamton...finished second in the EL in ERA (2.91)...pitched for the World Team in the Futures game at Detroit July 10... following the season, pitched for Magallanes in the Venezuelan Winter League, going 5-1 with a save and a 2.01 ERA in nine games, including eight starts.

**2004**—Finished second among all Minor League pitchers with 200 strikeouts and was first in strikeouts per nine innings (12.9)...received the Sterling Organizational Pitcher of the Year Award as top pitcher in the Mets organization...selected to the South Atlantic League All-Star game... pitched 0.2 scoreless innings for the World Team at the 2004 Futures Game on July 11 in Houston...was 4-3 with a 2.15 ERA in 11 starts for Magallanes in the Venezuelan Winter League.

**2003**—Finished third in the Appalachian League in strikeouts (65), fourth in strikeouts per nine innings (9.44) and fifth in ERA (2.32)...named Appalachian League Pitcher of the Week for July 14-20.

**2002**—Made his professional debut in the Venezuelan Summer League and went 3-5 with a 2.43 ERA in 12 games, including 11 starts, for the Mets.

## PERSONAL/MISCELLANEOUS

Yusmeiro Alberto Petit was originally signed by Mets scout Gregorio Machado...is married, Ruth, and has a child, Valeria...played in the Japan All-Star Series following the 2018 season...at age 10, played second base for Maracaibo in the 1994 Little League World Series, helping Venezuela earn its first championship title...graduated from U.E. Andres Bello in Venezuela.

## LIFETIME PITCHING RECORD

Year	Club	W	L	ERA	G	GS	CG	SHO	SV	IP	H	R	ER	HR	HB	BB	IBB	SO	WP	BK
2002	VSL Mets	3	5	2.43	12	11	0	0	0	55.2	53	25	15	1	2	16	—	62	2	0
2003	Kingsport	3	3	2.32	12	12	0	0	0	62.0	47	19	16	2	4	8	0	65	1	0
	Brooklyn	1	0	2.19	2	2	0	0	0	12.1	5	3	3	0	1	2	0	20	0	0
2004	Capital City	9	2	2.39	15	15	0	0	0	83.0	47	29	22	8	4	22	0	122	4	0
	St. Lucie	2	3	1.22	9	9	1	1	0	44.1	27	9	6	0	3	14	1	62	0	1
	Binghamton	1	1	4.50	2	2	0	0	0	12.0	10	6	6	0	0	5	0	16	0	0
2005	Binghamton	9	3	2.91	21	21	2	0	0	117.2	90	41	38	15	2	18	1	130	0	0
	Norfolk	0	3	9.20	3	3	0	0	0	14.2	24	16	15	5	0	6	0	14	0	0
2006	Albuquerque	4	6	4.28	17	17	0	0	0	96.2	101	53	46	14	1	20	1	68	2	0
	FLORIDA	1	1	9.57	15	1	0	0	0	26.1	46	28	28	7	0	9	1	20	0	0
2007	Tucson	8	4	4.04	17	17	0	0	0	93.2	83	47	42	11	1	38	0	60	5	1
	ARIZONA	3	4	4.58	14	10	0	0	0	57.0	58	30	29	12	0	18	1	40	0	1
2008	ARIZONA	3	5	4.31	19	8	0	0	0	56.1	45	29	27	12	1	14	2	42	3	1
	Tucson	3	3	4.80	11	11	0	0	0	60.0	64	34	32	7	0	8	0	67	2	0
2009	ARIZONA	3	10	5.82	23	17	0	0	0	89.2	102	62	58	19	0	34	1	74	3	0
	Reno	0	1	6.89	5	5	0	0	0	15.2	21	13	12	4	0	5	0	13	0	0
2010	Tacoma	4	2	4.85	24	6	0	0	0	59.1	54	36	32	9	1	16	0	55	2	0
2011	Oaxaca (Mexico)	1	2	4.17	7	6	0	0	0	36.2	33	18	17	3	0	5	0	28	0	0
2012	Fresno	7	7	3.46	28	28	1	0	0	166.2	178	88	64	14	1	36	0	153	3	1
	SAN FRANCISCO	0	0	3.86	1	1	0	0	0	4.2	7	2	2	0	0	4	0	1	1	0
2013	Fresno	5	6	4.52	15	15	1	0	0	87.2	92	45	44	16	0	13	0	91	1	0
	AZL Giants	1	0	1.80	1	1	0	0	0	5.0	3	1	1	0	0	0	0	8	0	0
	SAN FRANCISCO	4	1	3.56	8	7	1	1	0	48.0	46	19	19	4	0	11	1	47	0	0
2014	SAN FRANCISCO	5	5	3.69	39	12	1	0	0	117.0	97	51	48	12	1	22	5	133	0	0
2015	SAN FRANCISCO	1	1	3.67	42	1	0	0	1	76.0	75	32	31	11	1	15	2	59	3	0
2016	WASHINGTON	3	5	4.50	36	1	0	0	1	62.0	67	33	31	12	0	15	3	49	3	1
2017	LOS ANGELES (AL)	5	2	2.76	60	1	0	0	4	91.1	69	32	28	9	1	18	4	101	0	0
2018	OAKLAND	7	3	3.00	74	0	0	0	0	93.0	76	32	31	13	0	18	4	76	1	0
<b>AL Totals</b>		<b>12</b>	<b>5</b>	<b>2.88</b>	<b>134</b>	<b>1</b>	<b>0</b>	<b>0</b>	<b>4</b>	<b>184.1</b>	<b>145</b>	<b>64</b>	<b>59</b>	<b>22</b>	<b>1</b>	<b>36</b>	<b>8</b>	<b>177</b>	<b>1</b>	<b>0</b>
<b>NL Totals</b>		<b>23</b>	<b>32</b>	<b>4.58</b>	<b>197</b>	<b>58</b>	<b>2</b>	<b>1</b>	<b>2</b>	<b>537.0</b>	<b>543</b>	<b>286</b>	<b>273</b>	<b>89</b>	<b>3</b>	<b>142</b>	<b>16</b>	<b>465</b>	<b>13</b>	<b>3</b>
<b>ML Totals</b>		<b>35</b>	<b>37</b>	<b>4.14</b>	<b>331</b>	<b>59</b>	<b>2</b>	<b>1</b>	<b>6</b>	<b>721.1</b>	<b>688</b>	<b>350</b>	<b>332</b>	<b>111</b>	<b>4</b>	<b>178</b>	<b>24</b>	<b>642</b>	<b>14</b>	<b>3</b>

## CAREER TRANSACTIONS

**2001** — Signed by the New York Mets organization as a non-drafted free agent, November 15. **2005** — Traded to the Florida Marlins with infielder Grant Psonas and first baseman Mike Jacobs for first baseman Carlos Delgado and cash considerations, November 24. **2007** — Traded to the Arizona Diamondbacks for pitcher Jorge Julio and cash considerations, March 27. **2009** — On the disabled list, May 9 to July 3; included rehabilitation assignment to Reno, June 8 to July 3. Claimed off waivers by the Seattle Mariners, November 4. **2010** — Released, March 17; re-signed by Seattle to a minor league contract, March 21. Elected free agency, November 6; re-signed by Seattle to a minor league contract, November 16. **2011** — Released, May 1. Signed by the San Francisco Giants to a minor league contract, November 28. **2015** — Granted free agency (contract non-tender), December 2; signed by the Washington Nationals, December 14. **2016** — Elected free agency, November 3. **2017** — Signed by the Los Angeles Angels to a minor league contract, February 15. Elected free agency, November 2; signed by the Oakland Athletics, December 7. **2018** — On the family medical emergency list, April 17 to 20. On the bereavement list, April 24 to 26.

## WILD CARD RECORD

Year	Club/Opp.	W	L	ERA	G	GS	CG	SHO	SV	IP	H	R	ER	HR	HB	BB	IBB	SO	WP	BK
2018	OAK vs. NYY																			

(On roster — did not pitch)

## DIVISION SERIES PITCHING RECORD

Year	Club/Opp.	W	L	ERA	G	GS	CG	SHO	SV	IP	H	R	ER	HR	HB	BB	IBB	SO	WP	BK
2014	SF vs. WAS	1	0	0.00	1	0	0	0	0	6.0	1	0	0	0	0	3	1	7	0	0

## LEAGUE CHAMPIONSHIP SERIES PITCHING RECORD

Year	Club/Opp.	W	L	ERA	G	GS	CG	SHO	SV	IP	H	R	ER	HR	HB	BB	IBB	SO	WP	BK
2014	SF vs. STL	1	0	0.00	1	0	0	0	0	3.0	1	0	0	0	0	1	0	4	0	0

## WORLD SERIES PITCHING RECORD

Year	Club/Opp.	W	L	ERA	G	GS	CG	SHO	SV	IP	H	R	ER	HR	HB	BB	IBB	SO	WP	BK
2014	SF vs. KC	1	0	4.91	2	0	0	0	0	3.2	5	2	2	0	0	0	0	2	1	0

## WORLD BASEBALL CLASSIC PITCHING RECORD

Year	Club	W	L	ERA	G	GS	CG	SHO	SV	IP	H	R	ER	HR	HB	BB	IBB	SO	WP	BK
2017	Venezuela	0	1	22.50	1	1	0	0	0	2.0	3	5	5	1	0	2	0	0	0	0

## PETIT'S CAREER BESTS

**Low Hit Complete Game:** 1 September 6, 2013 vs. Arizona

**Innings Pitched:** 9.0 (twice), last: September 9, 2014 vs. Arizona. As reliever: 5.1, July 23, 2013 vs. Cincinnati

**Strikeouts:** 10, September 1, 2013 at Arizona. As reliever: 7, July 23, 2013 vs. Cincinnati

**Pitches:** 108, August 4, 2009 at Pittsburgh

**Longest Winning Streak:** 5, May 16 to September 15, 2017

**Longest Losing Streak:** 7, September 2, 2008 to July 24, 2009

**Longest Scoreless Streak:** 17.0, August 20 to September 20, 2017


## MILESTONE HOME RUNS

### Franchise

1	Lave Cross	Apr. 30, 1901
1,000	Mickey Cochrane	May 15, 1927
2,000	Jimmie Foxx	June 21, 1935
3,000	Sam Chapman	Sept. 30, 1949
4,000	Hector Lopez	Aug. 17, 1958
5,000	Jim Nash	May 22, 1968
6,000	Gene Tenace	May 25, 1975
7,000	Carney Lansford	July 3, 1983
8,000	Jose Canseco	Sept. 2, 1989
9,000	Mark McGwire	May 28, 1996
10,000	Miguel Tejada	Apr. 14, 2001
11,000	Bobby Kielty	June 15, 2006
12,000	Brandon Moss	June 5, 2013
13,000	Jonathan Lucroy	Aug. 25, 2018

### Oakland

1	Reggie Jackson	Apr. 10, 1968
1,000	Claudell Washington	May 6, 1975
2,000	Rickey Henderson	June 5, 1983
3,000	Dave Parker	Aug. 13, 1989
4,000	Jason Giambi	May 17, 1996
5,000	Jason Giambi	Sept. 24, 2000
6,000	Bobby Crosby	May 31, 2006
7,000	Brandon Moss	May 13, 2013
8,000	Marcus Semien	Aug. 11, 2018

**CATCHER****Height/Weight:** 5-10 / 225**Bats/Throws:** Right / Right**Birthdate:** February 12, 1988**Opening Day Age:** 31**Birthplace/Resides:** Terre Haute, Indiana / Fort Wayne, Indiana**Major League Service:** 4 years, 87 days**Obtained:** Acquired from the Chicago White Sox with Chris Bassitt, Rangel Ravelo and Marcus Semien for Jeff Samardzija and Michael Ynoa, December 9, 2014**Contract Status:** First year of a one-year contract through 2019**CAREER HIGHLIGHTS**

Has spent six seasons in the majors with the White Sox (2013-14) and A's (2015-18) and is a .223 career hitter with 22 home runs and 98 RBI in 271 games...has never played more than 73 games in a season and has five stints on the disabled list over the last three years...was originally drafted by the White Sox as a compensation pick following the first round of the 2009 draft and is a .265 hitter with 71 home runs and 303 RBI in 537 games as a minor leaguer...has tossed out 46-of-155 (29.7%) attempted base stealers at the major league level and 202-of-459 (44.0%) as a minor leaguer...was named to the International League Postseason All-Star team in 2014...was selected to the Triple-A All-Star Team and the All-Star Futures Game in 2013.

**2018 HIGHLIGHTS**

Spent most of the first two months of the season at Triple-A Nashville, where he batted .235 with three home runs and 18 RBI in 36 games...spent the final four months with Oakland and hit .204 with two home runs and 15 RBI in 39 contests with the A's...was on the A's active roster for 106 games but made just 27 starts, all at catcher...his batting average was second lowest of his career to his .201 mark in 2017...nine of his 19 hits were for extra bases (seven doubles, two home runs) as are 23 of his 49 hits over the last two years (18 doubles, five home runs)...batted .226 (14-for-62) against right-handed pitching, .161 (5-for-31) against left-handers...was hitting .225 with two home runs and nine RBI in 14 games at the All-Star Break...then batted .189 with no home runs and six RBI in 25 games after the break...hit .294 with two outs, .152 with zero or one out...had a .267 batting average with one home run in six interleague games, .192 with one home run in 33 games against the American League...committed one error in 39 games at catcher (.996 fielding percentage)...tossed out 6-of-19 (31.6%) attempted base stealers and has now thrown out 46-of-155 (29.7%) in his career...went 0-for-2 with a strikeout as a pinch hitter and is 3-for-17 (.176) in the pinch in his career...hit .192 in 30 games batting ninth, .308 in five games batting eighth.

**OAKLAND:** Began the season on the 10-day disabled list after fracturing the fourth and fifth fingers on his right hand during Spring Training...went 4-for-25 (.160) with two RBI on an eight-game rehab assignment with Single-A Stockton (April 10-12) and Triple-A Nashville (April 13-19) before he was reinstated from the DL and optioned to Nashville April 20...was recalled May 17 for a four-game series at Toronto and went 1-for-4 in two games, including one start at catcher, before he was optioned back to Nashville May 21...returned to Oakland for good on June 5 and started 26 of the A's final 102 games at catcher...hit .202 with two home runs and 14 RBI in 37 games total over that span...went 2-for-4 on June 15 against Los Angeles (AL), his first of four multiple hit games...hit both of his home runs over a five-game stretch from June 20 to 30...was batting .259 with two home runs and seven RBI over his first 10 games through the end of June...then hit .182 with no home runs and eight RBI over his final 29 contests...had a pair of doubles and drove in a season-high three runs Aug. 18 against Houston ...hit .136 in nine games in August and .190 in 12 games in September...had a career-high tying three hits Sept. 20 against Los Angeles-AL (fifth time, last: May 28, 2016 vs. Detroit) to snap a 0-for-14 streak...was on the A's roster for the Wild Card game but did not play.

**NASHVILLE:** Walked 15 times with the Sounds for a .331 on-base percentage...had three triples, his first at any level since 2015...hit .394 (13-for-33) with a 1.065 OPS against left-handed pitch-

ers, .174 (15-for-86) with a .624 OPS against right-handers...batted .180 with the bases empty, .293 with runners on...hit .320 with runners in scoring position, including .375 with RISP and two outs...appeared exclusively at catcher on defense and did not commit an error in 19 games (161 total chances)...tossed out 8-of-19 (42.1%) attempted base stealers and has now thrown out 202-of-459 (44.0%) in his career in the minors...also hit .214 with two of his three home runs in 16 games at designated hitter...batted in each spot in the order from fourth through eighth... hit .182 with no home run and seven RBI in 13 games in April...then batted .271 with three home runs and 11 RBI in 21 games in May...had a season-high three hits May 2 at Colorado Springs and May 5 against Memphis...hit all three of his home runs over a nine-game stretch from May 6 to 15...drew a season-high four walks May 9 against Colorado Springs...had a season-best seven-game hitting streak from May 15 to 27 (7-for-26, .269)...was batting .224 with three home runs and 14 RBI in 25 games when he was recalled by the A's for the first time May 17...returned May 22, went 9-for-34 (.265) with four RBI in 11 games, and returned to Oakland for good June 5.

## CAREER

**2017**—Had his season interrupted by two stints on the disabled list for the second consecutive season and batted a career-low .201 with three home runs and 10 RBI in 57 games...was out from May 4-11 and July 25-Aug. 31 and missed 41 games while on the DL...hit .215 with two of his three home runs against left-handed pitching, .190 against right-handers...slugged all three of his home runs on the road and batted just .181 in Oakland...his average improved to .229 with runners in scoring position...appeared in 56 games, including 45 starts, at catcher...tied for sixth among American League catchers in errors (6) and passed balls (8)...tossed out 10-of-34 (29.4%) attempted base stealers...averaged 8.83 total chances per nine innings, which is the highest mark in Oakland history among catchers with 50 or more games...he had the previous best of 8.47 in 2015...also went 1-for-4 (.250) with a home run in four pinch hitting appearances...batted .171 in innings 1-7, .400 from the eighth inning on...hit .085 with two strikes...started games in each of the bottom five spots in the batting order, including 21 from the eighth spot...hit his first career pinch home run April 25 at Los Angeles (AL), a solo shot in the 10th inning off Jose Alvarez to break a scoreless tie...it was the first pinch homer in Oakland history to break a scoreless tie...it was the third extra inning pinch homer in Oakland history (Chris Carter, July 6, 2012 vs. Seattle; Dave Revering, Aug. 14, 1980 at Minnesota)...committed his first error of the season April 30 at Houston...it was his first miscue since June 18, 2015 and it snapped a 75-game errorless streak... was batting .206 with a home run and three RBI in 12 games when he was placed on the seven-day concussion disabled list May 4...was reinstated May 12 and hit .318 over his first seven games following his return...started both games of the June 10 doubleheader at Tampa Bay behind the plate and was a combined 3-for-5 with a home run and RBI...became the first A's catcher to start both games of a doubleheader since Scott Hemond on Aug. 24, 1993 at Milwaukee...that started a five-game stretch from June 10-15 where he hit .357...was placed on the paternity list July 5 and his wife, Jessica, gave birth to their second child, Calvin James, that day...was reinstated July 8 and went 3-for-12 (.250) in four games before being placed on the 10-day disabled list July 25 with a strained left oblique...was sent to Triple-A Nashville on a rehab assignment Aug. 16 and hit .310 with a home run and four RBI in eight games, including six at catcher and two at designated hitter...reached base safely in all eight games and was reinstated from the DL Sept. 1...went 4-for-22 (.182) with four in 10 games with Oakland following his return.

**2016**—Hit .256 with a home run and 10 RBI in 26 games in a season shortened due to two stints on the disabled list with a strained right knee...was out from May 10-26 and July 2 through the end of the season and missed a total of 97 games...his batting average was a career high as was his .314 on-base percentage...batted .262 against right-handed pitchers, .250 against left-handers...had a .360 batting average in eight games in April but then hit .208 over his final 17 contests...hit his only home run in Oakland...batted .344 during the day, .196 at night...hit .313 with a .421 on-base percentage when leading off an inning...made 23 starts, all at catcher...did not commit an error in 25 games overall behind the plate...tossed out just 1-of-9 (11.1%) attempted base stealers...hit safely in each of his first three games (4-for-8, .500) to extend his hitting streak to five games dating back to Sept. 15, 2015 (7-for-16, .438)...that is the longest hitting streak of his career...made his professional debut as a pitcher on May 8 at Baltimore when he retired the final two batters of the game, including one strikeout...was batting .270 with three RBI in 12 games when he was placed on the disabled list May 17 retroactive to May 10 with a strained right knee...

went 6-for-19 (.316) with four walks on a five-game rehab assignment with Triple-A Nashville beginning May 21 and was reinstated from the DL May 27...was 3-for-4 in his first game back on May 28 against Detroit to boost his average to .317...then went 7-for-37 (.189) over his final 12 contests...hit his lone home run of the season and drove in three runs June 13 against Texas...was placed on the DL a second time July 3 retroactive to July 2 with a strained right knee...had surgery to remove a cruciate ligament cyst from the knee on July 5...the surgery was performed by Dr. Jon Dickinson at Presidio Surgery Center in San Francisco...was admitted to the hospital Aug. 26 with synovitis of his right knee.

**2015**—Spent the entire season with Oakland before his season ended in mid-September due to a concussion...hit .249 with nine home runs and 34 RBI in 73 games...batted .305 over his first 32 games through June 26...started 40 of the A's 41 games against a left-handed starting pitcher before his concussion...hit .276 against lefties, .220 against righties...appeared exclusively at catcher on defense where he made 62 starts...tossed out 17-of-45 (37.8%) attempted base stealers, which was the third best percentage in the American League among catchers with 60 or more games caught...using the same minimum, it was the best by an A's catcher since Mike MacFarlane tossed out 24-of-60 (40.0%) in 79 games in 1999...committed just two errors for a .996 fielding percentage...batted .344 with five of his nine home runs with runners on base...hit .306 with runners in scoring position, including .400 with RISP and two outs...belted six of his nine home runs at home...hit .218 against a pitcher the first time he saw him in a game, .276 the second time and .324 after that...hit .349 with 12 RBI over a 20-game stretch from May 10 to June 24...tossed out three attempted base stealers May 26 against Detroit as part of a 13-game stretch from May 15 to June 16 where he threw out 9-of-13 (69.2%) attempted base stealers...had a career-high tying five game hitting streak from May 28-June 7...went 10-for-19 (.526) with four doubles, a triple and four multiple hit games during the streak...matched his career high with three hits May 29 against New York (AL)...finished May with a .303 batting average...then hit four home runs in a month for the first time in his career in June...matched his best single-month RBI total with 11 in June...collected his first career triple June 4 at Detroit...had four home runs and eight RBI over a seven-game stretch from June 12 to 24...scored a career-high three runs Sept. 15 at Chicago (AL)...went 1-for-4 with a double Sept. 17 at Chicago (AL)...that was his final game before he was hit in the head with a bat during batting practice the next day at Houston...was scratched from the game and missed the remainder of the season with a concussion.

**2014**—Spent the entire season at Triple-A Charlotte before being promoted to Chicago (AL) Sept. 2...hit .216 with three home runs and seven RBI in 11 games with the White Sox...had two hits off lefties, both home runs...batted .333 with all three of his home runs at home...started 10 games at catcher and committed one error in 11 games overall behind the plate (.989 fielding percentage)...tossed out 2-of-8 (25.0%) attempted base stealers...singled to lead off the seventh inning Sept. 16 at Kansas City to snap a career-high 0-for-35 streak dating back to Sept. 18, 2013...hit all three of his home runs and drove in five of his seven runs in a three-game series against Kansas City Sept. 25-28...had his first career two-homer game Sept. 27 against the Royals...was named to the International League Postseason All-Star team after batting .274 with 23 home runs and 75 RBI in 107 games with Charlotte...ranked second in the IL in extra base hits (57), third in home runs and slugging percentage (.530), sixth in total bases (222), tied for sixth in runs (69) and RBI and tied for eighth in hit by pitches (8)...ranked second in the White Sox farm system in home runs and extra base hits, third in slugging, fourth in total bases, sixth in runs and RBI and ninth in doubles (30)...hit .320 with 17 of his 23 home runs at home...tossed out 41-of-94 (43.6%) attempted base stealers, which was the best percentage in the IL...also led IL catchers in games (105), total chances (893), putouts (799), assists (86) and passed balls (14)...had a 17-game hitting streak from June 30 to July 24...went 34-for-76 (.447) with five home runs, 20 RBI, 20 runs scored and 11 multiple hit games during the streak...played in the Triple-A All-Star Game for the International League and went 1-for-2 with a run scored...hit .354 in 23 games in July...was named IL Player of the Week for the period of Aug. 4-10 after going 9-for-16 (.563) with three doubles, three home runs and 13 RBI...drove in six runs Aug. 6 against Gwinnett and five Aug. 7 against Pawtucket...had his lone two-homer game of the season in the latter contest.

**2013**—Appeared in 65 games with the White Sox after he was recalled from Triple-A Charlotte July 5...started 59 of 80 games after joining the Sox...threw out 25.0% (10-of-40) of attempted



base stealers...was recalled from Charlotte July 5 and made his debut that night at Tampa Bay, going 1-for-3 with two RBI (first hit and RBI off Jeremy Hellickson)...hit his first career home run July 7 at the Rays (off David Price)...hit a solo home run July 8 vs. the Cubs, becoming the first rookie in franchise history to record a RBI in each of his first three career games...hit a go-ahead grand slam in the sixth inning July 11 at Detroit...became the first player in Sox history to hit a grand slam within his first five career games and record eight RBI in his first five games...joined Ordóñez (1997) and Zeke Bonura (1934) as the only players in franchise history to hit three homers over their first five games...entered the game at second base in the 13th inning in the second game of a doubleheader July 13 at Philadelphia...was selected to the Triple-A All-Star Team and the U.S. Team for the All-Star Futures Game but did not play due to his promotion...ranked among the International League leaders in slugging percentage (2nd, .597), OPS (3rd, .966) and average (6th, .316) at the time of his promotion...threw out 40.7% (24-of-59) of attempted base stealers.

**2012**—Batted .266 with six home runs and 48 RBI in 102 games with Triple-A Charlotte...won his first career MiLB Rawlings Gold Glove Award...led International League catchers with a .996 fielding percentage as he committed just three errors in 96 games...also led IL catchers in games, total chances (834) and putouts (772)...tossed out 46.2% (30-of-65) of attempted base stealers, which was second best in the IL...was named to the IL Midseason All-Star Team...batted .361 during the day and .382 in April...compiled a 13-game hitting streak from April 13 to 30 (22-for-53, .415)...hit .346 (9-for-26) with a double, two homers and four RBI in seven postseason games.

**2011**—Combined to hit .242 with 25 doubles, two triples, nine home runs, 56 RBI and 52 runs scored in 116 games between Double-A Birmingham and Triple-A Charlotte...led Southern League catchers in total chances (676), putouts (620) and passed balls (16)...tossed out 29-of-67 (43.3%) attempted base stealers, which ranked third in the SL...homered twice April 21 against Mississippi...went 4-for-4 with seven RBI June 2 against Chattanooga...was promoted to Charlotte July 14 but was sent back to Birmingham Aug. 15...went 3-for-20 (.150) in five postseason games for the Barons.

**2010**—Was limited to just 48 games due to Idiopathic Thrombocytopenic Purpura (ITP), a rare autoimmune disorder that lowers platelet count...combined to hit .284 with five home runs and 26 RBI in 48 games with Advanced Rookie Bristol, Single-A Winston-Salem and Double-A Birmingham...threw out 46.3% (19-of-41) of attempted base stealers...appeared in six games before being placed on the disabled list due to illness April 16...was on the disabled list due to the illness for a second time from July 6 to 29...underwent offseason surgery to remove his spleen.

**2009**—Made his professional debut with Single-A Kannapolis and batted .224 with nine home runs and 33 RBI in 52 games...threw out 57.6 percent (30-of-52) of attempted base stealers...hit .391 with runners in scoring position and two outs...went 3-for-4 in his professional debut June 28 at Hickory...was 1-for-8 (.125) with a RBI in two postseason games.

## PERSONAL/MISCELLANEOUS

Joshua Aaron Phegley was originally signed by White Sox scout Mike Shirley...was selected as a supplemental pick following the first round of the 2009 draft as compensation for the loss of free agent Orlando Cabrera...is married, Jessica...has a daughter, Stella, and a son, Calvin...was diagnosed with Idiopathic Thrombocytopenic Purpura (ITP), a rare condition that results in low blood platelets, in 2010...works with the Platelet Disorder Support Association (PDSA) to help kids with the condition and raise awareness...attended Indiana University...was a First-Team All-Big Ten selection as a junior after hitting .344 with a team-leading 17 home runs and 66 RBI...finished second in the nation with a .438 average as a sophomore...was named a Second-Team All-American by Collegiate Baseball News, the American Baseball Coaches Association and the National Collegiate Baseball Writers of America...is a 2007 graduate of Terre Haute (Ind.) North High School...was named Indiana's Mr. Baseball in 2006.

## LIFETIME PLAYING RECORD

Year	Club	AVG	G	AB	R	H	2B	3B	HR	RBI	SH	SF	HP	BB	SO	SB	CS	SLG	OBP	E
2009	Kannapolis	.224	52	196	27	44	9	0	9	33	1	2	4	11	40	1	1	.408	.277	7
2010	Winston-Salem	.292	25	89	16	26	3	0	3	12	1	2	0	7	22	0	0	.427	.337	2
	Bristol	.200	5	15	1	3	1	0	0	1	0	0	1	2	4	0	0	.267	.333	0
2011	Birmingham	.292	18	72	7	21	4	0	2	13	3	1	1	2	22	0	0	.431	.316	1
	Birmingham	.242	94	364	43	88	21	2	7	50	0	3	4	23	61	1	2	.368	.292	5
2012	Charlotte	.241	22	79	9	19	4	0	2	6	1	0	2	8	18	0	0	.367	.326	0
	Charlotte	.266	102	394	40	105	22	1	6	48	0	3	4	20	60	3	0	.373	.306	3
2013	Charlotte	.316	61	231	39	73	18	1	15	41	0	5	7	15	38	1	1	.597	.368	3
	CHICAGO (AL)	.206	65	204	14	42	7	0	4	22	2	2	0	5	41	2	0	.299	.223	5
2014	Charlotte	.274	107	419	69	115	30	4	23	75	2	7	8	31	72	0	1	.530	.331	8
	CHICAGO (AL)	.216	11	37	4	8	2	0	3	7	0	1	0	0	11	0	0	.514	.211	1
2015	OAKLAND	.249	73	225	27	56	16	1	9	34	0	1	3	14	51	0	0	.449	.300	2
2016	OAKLAND	.256	25	78	11	20	6	0	1	10	0	1	2	5	13	0	0	.372	.314	0
	Nashville	.316	5	19	2	6	1	0	0	1	0	0	0	4	6	0	0	.368	.435	0
2017	OAKLAND	.201	57	149	14	30	11	0	3	10	0	1	2	9	26	0	1	.336	.255	6
	Nashville	.310	8	29	2	9	2	0	1	4	0	1	2	2	5	0	0	.483	.382	0
2018	Stockton	.143	2	7	0	1	0	0	0	1	0	0	0	0	3	0	0	.143	.143	0
	Nashville	.235	36	119	12	28	6	3	3	18	0	2	3	15	31	0	0	.412	.331	0
	OAKLAND	.204	39	93	13	19	7	0	2	15	0	2	1	6	27	0	0	.344	.255	1
<b>ML Totals</b>		<b>.223</b>	<b>270</b>	<b>786</b>	<b>83</b>	<b>175</b>	<b>49</b>	<b>1</b>	<b>22</b>	<b>98</b>	<b>2</b>	<b>8</b>	<b>8</b>	<b>39</b>	<b>169</b>	<b>2</b>	<b>1</b>	<b>.372</b>	<b>.264</b>	<b>15</b>

## LIFETIME PITCHING RECORD

Year	Club	W	L	ERA	G	GS	CG	SHO	SV	IP	H	R	ER	HR	HB	BB	IBB	SO	WP	BK
2016	OAKLAND	0	0	0.00	1	0	0	0	0	0.2	0	0	0	0	0	0	0	1	0	0
<b>ML Totals</b>		<b>0</b>	<b>0</b>	<b>0.00</b>	<b>1</b>	<b>0</b>	<b>0</b>	<b>0</b>	<b>0</b>	<b>0.2</b>	<b>0</b>	<b>0</b>	<b>0</b>	<b>0</b>	<b>0</b>	<b>0</b>	<b>0</b>	<b>1</b>	<b>0</b>	<b>0</b>

## CAREER TRANSACTIONS

**2009** — Selected by the Chicago White Sox organization as a compensation pick following the first round of the First-Year Player Draft. **2014** — Traded to the Oakland Athletics with pitcher Chris Bassitt and infielders Rangel Ravelo and Marcus Semien for pitchers Jeff Samardzija and Michael Ynoa, December 9. **2016** — On the disabled list, May 10 to 26; included rehabilitation assignment to Nashville, May 21 to 26. On the disabled list, July 2 to October 6. **2017** — On the concussion disabled list, May 4 to 11. On the paternity list, July 5 to 7. On the disabled list, July 25 to August 31; included rehabilitation assignment to Nashville, August 16 to 31. **2018** — On the disabled list, March 26 to April 20; included rehabilitation assignments to Stockton, April 10 to 12, and Nashville, April 13 to 20.

## WILD CARD RECORD

Year	Club/Opp.	AVG.	G	AB	R	H	2B	3B	HR	RBI	SH	SF	HP	BB	SO	SB	CS	SLG	OBP	E	
2018	OAK vs. NYY																				
		(On roster — did not play)																			

## PHEGLEY'S CAREER BESTS

**Hits:** 3 (five times), last: September 20, 2018 vs. Los Angeles (AL)  
**Home Runs:** 2, September 27, 2014 vs. Kansas City  
**Runs Batted In:** 4, July 11, 2013 at Detroit  
**Stolen Bases:** 1 (twice), last: September 24, 2013 at Cleveland  
**Hitting Streak:** 5 (three times), last: September 15, 2015 to April 10, 2016  
**Hitless Streak (At Bats):** 35, September 18, 2013 to September 16, 2014  
**Game Ending RBI:** 1, August 24, 2013 vs. Texas (single)  
**Grand Slams:** 1, July 11, 2013 at Detroit (Anibal Sanchez)  
**Pinch-Hit Home Runs:** 1, April 25, 2017 at Los Angeles-AL (Jose Alvarez)  
**Inside-The-Park Home Runs:** None  
**Lead Off Home Runs:** None

## OAKLAND A'S, MOST MULTI-HOMER GAMES, SEASON

- 8 Jackson (1969)
- 7 Davis (2018)
- 7 Canseco (1990)
- 7 McGwire (1987)
- 6 Jackson (1974)

**INFIELDER/OUTFIELDER****Height/Weight:** 6-2 / 207**Birthdate:** March 29, 1992**Birthplace/Resides:** Richmond, Virginia / Mt. Pleasant, South Carolina**Major League Service:** 2 years, 47 days**Obtained:** Selected in the Competitive Balance Round B of the 2013 First-Year Player Draft**Contract Status:** First year of a one-year contract through 2019**Bats/Throws:** Right / Right**Opening Day Age:** 26**CAREER HIGHLIGHTS**

The utility player has played every position in his career except pitcher and catcher...became the first player in Oakland history to start at least one game at seven different positions in 2018...was the first rookie in Oakland history to start at least one game at six different positions in 2017...had never played the outfield prior to 2017...in his big league career, he has played 66 games in left field, 50 at second base, 44 in right field, 32 at shortstop, 16 at third base, 11 in center field and one at first base...is a .247 career hitter with 29 home runs and 73 RBI in 219 games over three seasons with the A's...was named Texas League Player of the Year and the A's Organizational Hitter of the Year in 2015 at Midland...played in the Arizona Fall League in 2015 and was named to the AFL Top Prospects Team...was rated as the A's seventh best prospect by *Baseball America* following the 2015 and 2016 seasons.

**2018 HIGHLIGHTS**

Batted .258 with 13 home runs and 27 RBI in 110 games in a season interrupted by two stints on the disabled list...the average was his highest of his three seasons with Oakland as was his .332 on-base percentage and .769 OPS...became the first player in Oakland history to start at least one game at seven different positions (49 in left field, 13 at second base, five in right field, four at third base, three at shortstop, two in center field and one at first base)...hit .289 (39-for-135) with an .835 OPS against left-handed pitchers, .233 (38-for-163) with a .713 OPS against righties...nine of his 13 home runs came with the bases empty...went 9-for-66 (.136) with runners in scoring position, 3-for-32 (.094) with RISP and two outs and 1-for-14 (.071) with a grand slam with the bases loaded...the mark with RISP was third lowest in the AL among players with at least 70 plate appearances with RISP...his career marks are .201 (31-for-154) with RISP, .151 (11-for-73) with RISP and two outs and .053 (1-for-19) with the bases loaded...had 10 home runs and 22 RBI in 65 games before the All-Star Break...then had three home runs and five RBI in 45 games after the break...batted .311 with a .378 on-base percentage when leading off an inning...hit .456 with six doubles, a triple, six home runs and 12 RBI (.912 slugging percentage) when putting the first pitch in play...12 of his 29 career home runs have come on the first pitch...had a .311 average with no outs, a .229 average with one or two outs...batted .325 in interleague play, .248 against the American League...went 2-for-27 (.074) in the ninth inning...committed six errors, including two in 73 games in the outfield, two in three games at shortstop and two in 16 games at third base...went 3-for-19 (.158) with a RBI, three walks and eight strikeouts as a pinch hitter...tied for third among AL pinch hitters in strikeouts and tied for fourth in plate appearances (22)...is now 7-for-36 (.194) with 14 strikeouts in the pinch in his career...started games in every spot in the batting order except third and fourth...hit eighth 22 times and second 21 times.

**OAKLAND:** Was on the A's Opening Day roster and went 4-for-13 (.308) with a home run and RBI in four games before he was placed on the 10-day disabled list April 7 retroactive to April 6 with a hyperextended left knee...went 2-for-7 (.286) with a run, double, home run, RBI, walk and strikeout on a two-game rehab assignment with Single-A Stockton on April 14 and 15 and was reinstated from the DL April 16...hit .303 (20-for-66) with four home runs and 11 RBI over a 23-game stretch from April 22 to May 26...made his first Major League appearance at third base May 7 against Houston and his first start at that position May 18 at Toronto...hit his first career grand slam May 19 at Toronto...it was his second career four-RBI game (Sept. 9, 2017 vs. Houston, 2nd game)...started a season-high eight consecutive games from May 25-June 1 (four

in left field, three at shortstop, one at second base) and went 5-for-28 (.179) over that stretch... hit .194 with one home run and two RBI over a 21-game stretch from May 27 to June 24...then went 16-for-46 (.348) with four home runs and nine RBI over his next 15 games through July 23... had a career-high seven-game hitting streak from July 11 to 23 (10-for-25, .400)...was placed on the 10-day disabled list July 29 retroactive to July 28 with a left elbow laceration...did not have a rehab assignment before he was reinstated from the DL Aug. 7...went 2-for-24 (.083) over his first 11 games following his return but then hit .323 over his final 28 contests beginning Aug. 22... homered Sept. 8 against Texas to snap a career-high 29-game homerless streak...it was his first home run since July 13 at San Francisco...hit three home runs over a 13-game stretch from Sept. 8 to 26...made his professional debut at first base with a start on Sept. 29 at Los Angeles (AL)... has now played every position in his career except pitcher and catcher...batted .286 in 20 games in September...was on the A's Wild Card roster but did not play.

## CAREER

**2017**—The A's rookie utility player batted .238 with 15 home runs and 42 RBI in 87 games... ranked ninth among American League rookies in home runs and RBI and 10th in extra base hits (31)...started 28 games in right field, 18 at shortstop, 13 at second base, seven at designated hitter, four in center field and two in left field to become the first rookie in Oakland history to start at least one game at six different positions...the last A's rookie to start a game at five positions prior to him was Luis Quinones in 1983...entered the season with no professional experience in the outfield...had 92 strikeouts and 18 walks in 309 plate appearances...based on a minimum of 300 plate appearances, he had the seventh fewest plate appearances per strikeout in Oakland history (3.36) and the 10th highest strikeout-to-walk ratio (5.11)...batted .247 against left-handed pitching compared to .234 with 12 of his 15 home runs against right-handers...had 10 of his 18 walks against lefties...hit .221 with 10 of his 15 home runs and 28 of his 42 RBI at home but had a .255 batting average on the road...had 11 home runs and 27 RBI in 37 day games compared to four home runs and 15 RBI in 50 games at night...had a .196 average when leading off an inning, .171 with runners in scoring position and two outs and .144 with two strikes...was 0-for-5 with the bases loaded...committed four errors in 22 games at shortstop (.952 fielding percentage) and one in 16 games at second base (.983)...also made one error in 35 games as a right fielder and had a .987 fielding percentage in 41 games overall in the outfield...batted .275 as an outfielder, .217 as an infielder and .190 as the designated hitter...went 1-for-10 (.100) with five strikeouts as a pinch hitter...started games at every spot in the batting order except leadoff and cleanup...saw his most action with 24 starts batting second...began the season at Triple-A Nashville and was batting .324 in nine games when he was promoted to Oakland April 16...hit .308 with six home runs and 13 RBI over a 20-game stretch from April 29 to May 31...made his professional debut in the outfield May 7 against Detroit with a start in right field...also stole the first base of his career in that game...had his first career two-homer game May 31 at Cleveland... finished May with a .304 batting average in 18 games...began June with a career-high 0-for-13 streak that he snapped with his eighth inning double June 4 against Washington...started in right field June 15 against New York (AL) and moved to shortstop in the eighth inning...became the third player in Oakland history to play right field and shortstop in the same game...joins Tony Phillips (July 4, 1989 vs. Kansas City) and Bill Almon (six times from 1983-84)...did it again Aug. 21 at Baltimore...was batting .234 with nine home runs and 25 RBI in 47 games with the A's when he was placed on the disabled list June 24 with a strained left hamstring...went 5-for-27 (.185) on an eight-game rehab assignment with Nashville from July 18 to 30 and hit .266 with a home run and two RBI in 17 games overall with the Sounds...was reinstated from the DL July 31 and hit .241 with six home runs and 17 RBI over his final 40 games with the A's...made 28 of his 33 starts following his return in the outfield (24 in right field, four in center field, one in left field)...had his first career four-hit game Aug. 6 at Los Angeles (AL)...connected for his second career two-homer game Aug. 26 against Texas...had a career-high four RBI and his third career two-homer game in the second game of the Sept. 9 doubleheader against Houston...made all four of his starts in center field in consecutive games from Sept. 18-22.

**2016**—Made both his Triple-A and Major League debuts in 2016...hit .256 with 14 home runs and 51 RBI in 107 games with Nashville and .235 with a home run and four RBI in 22 games with Oakland...batted .152 over his first 12 games with the A's, .389 over his final 10 contests...made nine of his 12 starts against left-handed pitchers...hit .286 with his lone home run against lefties

compared to .174 against righties...had a .333 batting average with runners on base...went 3-for-7 (.429) with a double and RBI as a pinch hitter...hit .375 with two outs...batted .188 against a pitcher the first time he saw him in a game, .316 after that...appeared in 13 games (nine starts) at second base and seven games (three starts) at shortstop...committed three errors as a second baseman (.914 fielding percentage) and none in 16 chances as a shortstop...was selected from Nashville Aug. 19 and made his debut with a start at second base the next day at Chicago (AL)...went 0-for-4...singled off Jose Quintana at Chicago (AL) on Aug. 21 for his first big league hit...had a RBI single in the third inning Aug. 23 against Cleveland for his first RBI...went 2-for-3 with a pair of doubles for his first multi-hit game, Sept. 23 against Texas...hit his first home run Sept. 29 at Seattle, a solo shot off Ariel Miranda to lead off the sixth inning...was rated as the A's No. 7 prospect by *Baseball America* following the season...was a Pacific Coast League Midseason All-Star...ranked eighth in the A's farm system in runs (72), tied for eighth in home runs (14) and ninth in slugging (.425)...hit .273 against left-handed pitching, .253 against right-handers...had a .311 batting average, .414 on-base percentage and .568 slugging percentage when leading off an inning (.981 OPS)...slugged 10 of his 14 home runs on the road...batted .275 during the day, .188 at night...committed 29 errors in 98 games at shortstop for a .931 fielding percentage...did not make an error in four games at second base...hit in every spot in the order except first and fourth...batted second 43 times and third 42 times...went 4-for-4 on May 14 against Fresno and May 19 against Sacramento...batted .352 with 30 runs scored over a 25-game stretch from May 22 to June 18...had a season-best 12-game hitting streak from May 22 to June 4 (21-for-54, .389)...had back-to-back three-hit games against Memphis on June 14 and 15...scored three times in the former contest and a season-high four times in the latter...had five home runs over an eight-game stretch from June 10-18...started at shortstop for the Pacific Coast League All-Stars in the Triple-A All-Star Game against the International League in Charlotte, NC on July 13 and went 0-for-2...hit two home runs and drove in a season-high four runs July 16 at El Paso.

**2015**—Was named Texas League Player of the Year and the A's Organizational Hitter of the Year after batting .317 with 15 home runs and 86 RBI in 117 games with Double-A Midland...led the TL in RBI and total bases (232), ranked second in batting and slugging (.486), third in hits (151) and OPS (.847), tied for third in hit by pitches (8), fifth in doubles (32), tied for fifth in extra base hits (49), sixth in on-base percentage (.361), seventh in runs (71) and tied for eighth in home runs...was a TL Midseason and Postseason All-Star...led the A's farm system in batting, ranked second in RBI, third in slugging and total bases, fourth in hits, fifth in home runs, tied for fifth in extra base hits, sixth in doubles and on-base percentage and seventh in runs...batted .361 during the day, .352 against left-handed pitching, .332 after the All-Star Break, .327 with runners in scoring position and .324 on the road...had a .371 batting average in June, .336 in July and .333 in August...appeared exclusively at shortstop on defense and led TL shortstops in games (112), total chances (474), putouts (181), assists (267), double plays (61) and errors (26)...had a .945 fielding percentage...had 42 multiple hit games...went 19-for-45 (.422) with seven multiple hit games over a 10-game stretch from May 17 to 27...was 4-for-5 with a grand slam May 22 at Corpus Christi...it was his first of five four-hit games and his first of two grand slams (Aug. 5 against Frisco)...had an 18-game hitting streak from July 6 to 25, which tied for the longest hitting streak in the TL in 2015...went 30-for-73 (.411) with three home runs and 19 RBI during the streak...batted .362 with 36 RBI while hitting safely in 34 of 35 games from July 6 to Aug. 13...had a 21-game road hitting streak from July 8 to Aug. 21, which was the longest in the TL (33-for-97, .340)...went 4-for-5 with a home run and a season-high five RBI July 25 against San Antonio...hit two home runs Aug. 4 against Frisco and homered in three consecutive games from Aug. 4-6...went 7-for-13 (.538) with a double, four home runs and 11 RBI over that span, which included a season-high tying five RBI Aug. 6 at Corpus Christi...went 2-for-13 (.154) with a double and RBI in three postseason games with the RockHounds before going on the disabled list Sept. 12 with a strained left hamstring...missed the remainder of the playoffs...played for Mesa in the Arizona Fall League following the season and hit .235 with four home runs and nine RBI in 13 games...tied for fourth in the AFL in home runs...had two home runs and four RBI in his first game Oct. 13 at Glendale...played in the AFL Fall Stars Game and was named to the AFL Top Prospects Team at second base...was rated as the A's seventh best prospect by *Baseball America* following the season.

**2014**—Spent his first full professional season at Single-A Stockton and hit .288 with 13 home runs and 55 RBI in 94 games...tied for eighth in the California League in doubles (32)...ranked

fourth in the A's farm system in doubles, fifth in slugging (.489), tied for fifth in triples (5), sixth in batting, seventh in extra base hits (50) and eighth in total bases (197)...hit .335 at home and 307 against left-handed pitching...appeared in 76 games at second base, 14 at shortstop and three at third base...committed 14 errors as a second baseman for a .960 fielding percentage...also made one error each at shortstop and third base...had a season-high 10-game hitting streak from April 6 to 15 (18-for-42, .429)...went 4-for-4 with two home runs and three RBI April 12 against Visalia...hit .324 with seven of his 13 home runs and 21 of his 55 RBI in 24 games in April...was batting .298 with 11 home runs and 30 RBI in 55 games when he was placed on the disabled list July 1 with a sprained right ankle...was reinstated July 14 and hit .273 with two home runs and 25 RBI in 39 games following his return...hit safely and drove in a run in six consecutive games from Aug. 13 to 18 (13-for-29/.448, 12 RBI)...went 2-for-8 (.250) with a RBI in two postseason games.

**2013**—Made his professional debut with Vermont of the Short-Season New York/Penn League and batted .200 with three home runs and eight RBI in 42 games...committed eight errors in 33 games at shortstop for a .944 fielding percentage...also made one error in two games as a third baseman...went 0-for-4 in his professional debut June 19 at Tri-City...then homered the next day against Connecticut for his first professional hit...was on the disabled list from July 23 to Aug. 8 with a strained left oblique.

## PERSONAL/MISCELLANEOUS

Chadwick Hudson Pinder was originally signed by A's scout Neil Avent...graduated from Poquoson (VA) High School...attended Virginia Tech University and graduated in 2016...as a junior in 2013, was selected to the Blacksburg Regional All-Tournament Team, ACC All-Tournament Team, and All-ACC first team...also earned All-ACC Academic Team honors in 2011 and 2012.

### LIFETIME PLAYING RECORD

Year	Club	AVG	G	AB	R	H	2B	3B	HR	RBI	SH	SF	HP	BB	SO	SB	CS	SLG	OBP	E
2013	Vermont	.200	42	140	14	28	4	0	3	8	0	3	6	12	41	1	0	.293	.286	9
2014	Stockton	.288	94	403	61	116	32	5	13	55	1	2	8	22	99	12	9	.489	.336	16
2015	Midland	.317	117	477	71	151	32	2	15	86	4	5	8	28	103	7	5	.486	.361	26
2016	Nashville	.258	107	426	72	110	23	3	14	51	1	4	9	25	108	5	1	.425	.310	29
	OAKLAND	.235	22	51	4	12	4	0	1	4	0	1	0	3	14	0	0	.373	.273	3
2017	Nashville	.266	17	64	3	17	2	1	1	2	0	0	1	6	23	2	1	.375	.338	3
	OAKLAND	.238	87	282	36	67	15	1	15	42	0	3	5	18	92	2	1	.457	.292	6
2018	OAKLAND	.258	110	298	43	77	12	1	13	27	2	0	6	27	88	0	2	.436	.332	6
	Stockton	.286	2	7	1	2	1	0	1	1	0	0	1	1	1	0	0	.857	.444	0
<b>ML Totals</b>		<b>.247</b>	<b>219</b>	<b>631</b>	<b>83</b>	<b>156</b>	<b>31</b>	<b>2</b>	<b>29</b>	<b>73</b>	<b>2</b>	<b>4</b>	<b>11</b>	<b>48</b>	<b>194</b>	<b>2</b>	<b>3</b>	<b>.441</b>	<b>.310</b>	<b>15</b>

### CAREER TRANSACTIONS

**2013** — Selected by the Oakland Athletics organization in the Competitive Balance Round B of the First-Year Player Draft. **2017** — On the disabled list, June 24 to July 30; included rehabilitation assignment to Nashville, July 18 to 30. **2018** — On the disabled list, April 6 to 15; included rehabilitation assignment to Stockton, April 14 to 15. On the disabled list, July 28 to August 6.


### WILD CARD RECORD

Year	Club/Opp.	AVG.	G	AB	R	H	2B	3B	HR	RBI	SH	SF	HP	BB	SO	SB	CS	SLG	OBP	E
2018	OAK vs. NYY																			

(On roster — did not play)

### PINDER'S CAREER BESTS

**Hits:** 4, August 6, 2017 at Los Angeles (AL)  
**Home Runs:** 2 (three times); September 9, 2017 vs. Houston (2nd game); August 26, 2017 vs. Texas; May 31, 2017 at Cleveland  
**Runs Batted In:** 4 (twice), last: May 19, 2018 at Toronto  
**Stolen Bases:** 1 (twice), last: September 20, 2017 at Detroit  
**Hitting Streak:** 7, July 11 to 23, 2018  
**Hitless Streak (At Bats):** 13, June 1 to 4, 2017  
**Game Ending RBI:** None  
**Grand Slams:** 1, May 19, 2018 at Toronto (Tyler Clippard)  
**Pinch-Hit Home Runs:** None.  
**Inside-The-Park Home Runs:** None.  
**Lead Off Home Runs:** None.

**OUTFIELDER****Height/Weight:** 6-4 / 205**Birthdate:** January 14, 1991**Birthplace/Resides:** Pleasanton, California / Danville, California**Major League Service:** 3 years, 76 days**Obtained:** Acquired from St. Louis for Yairo Muñoz and minor leaguer Max Schrock, December 14, 2017**Contract Status:** Third year of a six-year contract through 2022 with a club option for 2023**Bats/Throws:** Right / Right**Opening Day Age:** 28**CAREER HIGHLIGHTS**

The Pleasanton native and Stanford grad spent the first six seasons of his professional career in the St. Louis organization before he was traded to the A's following the 2017 season...had career highs in doubles (41), home runs (27), RBI (88) and extra base hits (68) in his first season with Oakland last year and is a .268 career hitter with 65 home runs and 251 RBI in 474 games in four seasons with the Cardinals (2015-17) and A's (2018)...started and hit safely in all four games for St. Louis in the 2015 NLDS against Chicago...was named the Cardinals organization Minor League Player of the Year in 2015...was rated as the Cardinals 10th best prospect by *Baseball America* following the 2012 season, fourth best following 2013 and third best following 2014...played in the Arizona Fall League in 2013 and was named to the AFL All-Prospect Team.

**2018 HIGHLIGHTS**

Batted .267 with 41 doubles, 27 home runs and 88 RBI in 151 games in his first season with Oakland...had career highs in doubles, home runs, RBI, extra base hits (68), total bases (268), sacrifice flies (5) and grounded into double plays (21) and matched his high in hit by pitches (12) but his .331 on-base percentage was a career-low...his 41 doubles tied for ninth in the American League and tied for seventh in Oakland history...tied for second in the AL and tied for ninth in Oakland history in grounded into double plays...tied for sixth in the AL and tied for eighth in Oakland history in hit by pitches...hit .236 with 14 doubles, three home runs, 24 RBI and a .350 slugging percentage over his first 58 games through June 12...then batted .286 with 27 doubles, 24 home runs, 64 RBI and a .574 slugging percentage over his final 93 games beginning June 13...ranked second in the AL in extra base hits from June 13 through the end of the season, tied for second in home runs, fourth in slugging, fifth in OPS (.926), tied for fifth in doubles and tied for seventh in RBI...batted .279 (106-for-380) against right-handed pitchers, .241 (40-for-166) against left-handers...hit 17 of his 27 home runs on the road but had 29 of his 41 doubles at home...set an Oakland record for doubles in the Coliseum, breaking the previous mark of 25 by Jed Lowrie in 2017...17 of his 27 home runs were solo shots...ranked second in the AL in doubles in the seventh inning or later (18), fourth in slugging (.593), tied for fourth in home runs (12) and seventh in OPS (.953)...had a .758 OPS over innings 1-6...is a .291 career hitter with a .908 OPS in the seventh inning or later compared to .257 with a .743 OPS in innings 1-6...batted .311 with runners in scoring position and is a .330 (132-for-400) career hitter with RISP...hit .303 with a .598 slugging percentage when leading off an inning...appeared exclusively in right field where he played in 151 games, including 148 starts...the games played tied for second most in Oakland history by a right fielder (Tony Armas, 153 in 1990) and the games started were third most...committed three errors and his .989 fielding percentage was fifth best in Oakland history by a right fielder...tied the Oakland record for doubles by a right fielder (Ben Grieve, 1998)...also went 0-for-1 with a walk and strikeout as a pinch hitter...is now 5-for-13 (.385) with four walks (.526 on-base percentage) in his career in the pinch...started games in every spot in the batting order except first and ninth for the second consecutive season...made a team-leading 64 starts batting sixth and hit .299 with 17 doubles, 19 home runs and 52 RBI from the six spot...led Major League six hitters in home runs, RBI and extra base hits (36) and tied for the lead in doubles...the home runs tied for second most in Oakland history (Steinbach, 20 in 1996)...averaged 5.31 plate appearances per strikeout, which was the best mark of his career.

**OAKLAND:** Was the A's Opening Day starter in right field and went 7-for-36 (.194) over his first 10 games through April 8...then reached base safely in 17 consecutive games from April 10-29, which was the longest reaching base streak of his career at the time...hit .328 with a .400 on-base percentage during the streak...was hit by a pitch twice on April 24 at Texas to tie an Oakland record (36th time, last: Mark Canha, Sept. 16, 2017 at Philadelphia)...batted .294 in 24 games in April but then hit .160 in 22 games in May...was batting .248 with two home runs and 13 RBI in 34 games when he was placed on the bereavement list May 11 following the passing of his mother, Gretchen...was reinstated May 15 and homered over the Green Monster on a 0-2 pitch in his first at bat following his return that night at Boston...would go 7-for-44 (.159) over his next 13 games and was batting .225 over his first 48 games through May 30...then reached base safely in a career-high 23 consecutive games from May 31 to June 26...hit .316 with a .411 on-base percentage during the streak...batted .303 in June...tied an Oakland record with three doubles on July 4 against San Diego...it was the 29th three-double game in Oakland history but the second of three in 2018...homered in a career-high four consecutive games from July 7-10 and hit .306 with seven home runs and 14 RBI over a 14-game stretch from July 7-24...had an 11-game hitting streak from July 7 to 21 (15-for-47, .319)...went 16-for-80 (.200) with a home run and three RBI over a 21-game stretch from July 25 to Aug. 19...hit .273 in July and 16 of his 27 hits were for extra bases (eight doubles, eight home runs)...tied for fourth in the AL in home runs in July, tied for fifth in extra base hits and tied for sixth in doubles...the home runs are his most ever in a month...doubled off Bartolo Colon in the second inning Aug. 20 against Texas for his 100th career double...that began a 29-game stretch through Sept. 20 where he hit .343 with seven doubles, 11 home runs, 32 RBI and a .713 slugging percentage...had a career-high and A's season-high tying 14-game hitting streak from Aug. 29 to Sept. 13...hit .373 (19-for-51) with six home runs and 18 RBI during the streak...had two home runs and five RBI Sept. 2 against Seattle...it was his third career two-homer game and his third career five-RBI game...his fourth five-RBI game came on Sept. 20 against Los Angeles (AL) and he drove in four runs the next day against the Angels...hit .310 with 21 runs, five doubles, eight home runs and 25 RBI in 25 games in September...led the AL in RBI, tied for third in runs and tied for fourth in home runs...the RBI were the most by an Athletic in September since Frank Thomas had 31 in 2006...the runs and RBI were his most ever in a month and the home runs matched his most (July, 2018)...went 0-for-3 with a walk in a start in right field in the Wild Card game at New York on Oct. 3.

## CAREER

**2017**—Batted .235 with nine home runs and 39 RBI in 107 games in a season interrupted by two stints on the disabled list...missed a total of 28 games due to injuries and another five for personal reasons...drew a career-high 52 walks for a .342 on-base percentage...was 3-for-9 (33.3%) in stolen base attempts...batted .235 with eight of his nine home runs against right-handed pitchers, .234 against left-handers...hit .260 with eight of his nine home runs on the road compared to .208 at Busch Stadium...his average improved slightly to .259 with runners in scoring position...had a .209 batting average over the first six innings of a game but then hit .284 with five of his nine home runs and 19 of his 39 RBI in the seventh inning or later...hit .333 with three of his nine home runs in the ninth inning...four of his nine home runs either tied the game or put the Cardinals ahead...made 92 starts, all in right field...committed two errors in 99 games overall in the outfield (.988 fielding percentage) and had five assists...went 4-for-7 (.571) with two walks, a hit by pitch, a double and two RBI as a pinch hitter...started games at every spot in the order except first and ninth and made his most starts batting third (32)...was the Cardinals Opening Day starter in right field for the second consecutive season and went 1-for-3 with two walks against Chicago (NL) on April 2...signed a six-year contract through the 2022 season with a club option for 2023 on April 3...hit his first home run of the season and matched his career high with five RBI April 12 at Washington...was hitting .241 with two home runs, 11 RBI and 16 walks (.378 on-base percentage) in 25 games when he was placed on the 10-day disabled list May 5 with a strained right hamstring...was sent to Double-A Springfield May 16 on a rehab assignment and went 1-for-7 (.143) with a RBI and a walk in three games (two in right field, one at designated hitter) before he was reinstated from the DL May 20...missed five games from May 26-30 for personal reasons...hit .417 with two home runs and five RBI in his next eight games from May 31 to June 7...committed his second and final error of the season June 4 at Chicago (NL)...finished the season with a 65-game errorless streak...had his second career two-homer game June 18 at Baltimore to start a season-best six-game hitting streak through June 24...went 7-for-21 (.333)



with two home runs and six RBI during the streak...was placed on the 10-day disabled list July 15 with a strained right groin...was sent to Single-A Peoria on a rehab assignment July 27 and went 3-for-15 (.200) with two doubles and three RBI in four games (all in right field) before he was reinstated from the DL Aug. 1...went 3-for-17 (.176) in his first six games following his return and was optioned to Triple-A Memphis Aug. 7...hit .313 with four home runs, seven RBI and six walks (.421 on-base percentage) in eight games with the Redbirds before returning to St. Louis for good Aug. 20...batted .242 with three home runs and eight RBI in 32 games following his return...had a .333 average over his first 16 games but then hit .160 over his final 16...snapped a career-high 0-for-19 streak Sept. 30 against Milwaukee with an eighth inning game-tying two-run single to complete the Cardinals largest comeback of the season...overcame a 6-0 deficit and he later scored the winning run in a 7-6 St. Louis win.

**2016**—Began the season on the Cardinals Opening Day roster and played in a team high 153 games, making 136 starts in right field and nine starts in center field...was selected as the Cardinals nominee for the Hank Aaron Award which is given annually to the top hitter in each league...chosen as the Cardinals representative for the MLBPA “Heart and Hustle” Award...led the Cardinals with 153 games, 582 at bats, 86 runs scored, 85 RBI, 10 game-winning RBI, 266 total bases and 12 hit by pitch...tied for the team lead with seven stolen bases...ranked second in the National League with a .363 batting average with runners in scoring position (Prado, MIA, .368)...hit two grand slams during the season, the first off Max Scherzer at Washington on May 27 and the second off Blaine Boyer against Milwaukee on July 3...batted .455 (5-for-11) with bases loaded in 2016 and was one of 17 players with multiple grand slams...matched his career-high with four hits twice (April 27 at Arizona and May 8 against Pittsburgh...had a nine-game hitting streak from Sept. 3-11, batting .379 (11-for-29) during the streak...batted .346 during the month of May, ranking 10th in the National League in average and sixth in hits (36)...smashed a go-ahead three-run home run in the eighth inning at Chicago (NL) on Aug. 14 on Sunday Night Baseball to give the Cardinals a 4-3 lead and an eventual 6-4 win...his .481 batting average against Arizona was the highest among all opposing players...hit 13 of his 22 home runs at Busch Stadium, which tied with Brandon Moss for the most in 2016...also led with 49 RBI, 86 hits and 41 runs scored at Busch Stadium...had 37 two-out RBI, which led the team and ranked sixth in the NL.

**2015**—The rookie outfielder was selected by St. Louis on July 21 from Triple-A Memphis and started that night in left field at Chicago (AL), collecting his first Major League hit...finished out the season playing in 63 of the team’s final 70 games after his promotion...was named the organization’s Minor League Player of the Year...was a co-Rookie of the Year selection by the St. Louis BBWAA along with teammate Randal Grichuk...batted .305 after All-Star Break...hit .393 with runners in scoring position...had seven GWRBI, which tied for sixth among NL rookies; his nine go-ahead RBI tied for 10th among NL rookies...23 of his 39 RBI came with two outs...was knocked unconscious in a violent collision with outfielder Peter Bourjos in left-center field on Sept. 28 at Pittsburgh; was carted off the field and remained overnight in the hospital for observation...suffered a head contusion/concussion and missed three games (five days) before returning to the lineup...hit safely in his first 10 games started (.412), which the longest such streak for a St. Louis rookie since John Rodriguez in 2005...his sacrifice fly on July 25 against Atlanta was his first ML RBI and the game-winning RBI in a 1-0 win...collected hits in 12-straight games from Aug. 23-Sept. 5 (21-for-51, .412)...it was the longest hitting streak by a St. Louis rookie since Jon Jay (2010)...hit his first ML home run Aug. 16 against Miami off Chris Narveson...had his first career two-homer game, tripled and drove in a career-high five runs Aug. 23 at San Diego...had a career high four hits and added a walk in five plate appearances on Aug. 29 at San Francisco...started and hit safely in all four Division Series games against the Cubs, playing at first base, right field and left field...played every inning of the four games and batted .375 (6-for-16) with three home runs and six RBI...his three home runs tied a St. Louis rookie franchise postseason record set by Willie McGee (1982) and Kolten Wong (2014)...hit a two-run home run in the eighth inning of Game 1 to become the fifth Cardinals rookie to homer in his first postseason game...at Memphis batted .272 with 11 home runs and 41 RBI in 87 games...had hits in 10 straight games from May 24 to June 2 (16-for-43, .372); six of those were two-hit games including his last five games during the streak...batted .313 in June and .298 in July before his call-up...named the seventh best prospect in the Pacific Coast League by *Baseball America*.

**2014**—Spent the entire season at Triple-A Memphis playing in a team-high 136 games, which tied for second in the Pacific Coast League...selected to play in the Triple-A All-Star Game in Durham, N.C.; entered in left field in the sixth inning and was 1-2 with a single...led all Cardinals minor leaguers with 32 doubles, which tied for sixth in the PCL...ranked among Cardinals minor league leaders in batting (.288, 10th), runs (70, 5th), hits (144, 3rd), RBI (69, 4th) and walks (43, 9th)...tallied 41 multi-hit games with 13 games with three-hits or more, topping out with four hits at Albuquerque on Aug. 14...had a multi-home run game vs. Round Rock on May 10 as the designated hitter, going 3-for-5 with five RBI, while smacking two-run and three-run homers...batted .333 with runners in scoring position and was 9-for-11 (.818) with 16 RBI with the bases loaded...was named the No. 3 prospect in the Cardinals organization by *Baseball America*...rated as the “Best Hitter for Average” and “Best Outfield Arm” in the Cardinals organization in the magazines “Best Tools” survey.

**2013**—Played in 112 games between Single-A Palm Beach and Double-A Springfield compiling a .295 batting average with 15 home runs and 59 RBI...named to the Florida State League All-Star South Squad...was the starting right fielder and played the entire game in the All-Star Game, going 1-for-5 with a solo home run in the fifth inning...tallied three multi-home run games (April 7 at Charlotte; May 10 at St. Lucie; June 18 at Fort Myers)...played for Salt River in the Arizona Fall League and made the AFL All-Prospect team batting .371 with one home run and 18 RBI...finished the AFL season on a 12-game hitting streak (.408, 20-for-49)...was named Arizona Fall League Player of the Week for the week of Oct. 15-22, batting .364 (8-for-22) with three RBI and six runs...tied for league lead with three triples and ranked among the league leaders in batting (.371, 4th), hits (33, t-2nd), runs (20, 3rd), games (23, t-4th), at-bats (89, 5th)...named as the No. 4 prospect in the Cardinals organization by *Baseball America*.

**2012**—Played in 55 games at Quad Cities in his first professional season, starting 36 at third base...batted .328 with runners in scoring position...tied for the team-high hitting streak by hitting safely in 16-straight games (Aug. 11-27)...rated as the 10th-best prospect in the Cardinals organization by *Baseball America* and named the “Best Outfield Arm” in the “Best Tools” survey.

## PERSONAL/MISCELLANEOUS

Stephen Edward Piscotty...graduated from Amador Valley (Pleasanton, Calif.) High School in 2009 and was drafted out of high school by the Los Angeles Dodgers in the 45th round, but did not sign...played college baseball at Stanford University and was drafted by the Cardinals after his junior season...was a supplemental pick following the first round as compensation for the loss of free agent Albert Pujols...completed his degree at Stanford during the 2014 off-season in Atmosphere and Energy Engineering...was First Team All-Pac 10 in 2011 and 2012, honorable mention All-Pac 10 in 2010...started all 172 games in his college career...in 2012 was named a third team All-American by *Baseball America* as utility player serving as infielder/outfielder/pitcher...was named the 2018 recipient of the Tony Conigliaro Award, which honors a “Major Leaguer who has overcome adversity through the attributes of spirit, determination, and courage that were trademarks of Tony C.”...played in the Alaska Summer League in 2010 and won the Cape Cod League batting title in 2011 with a .349 batting average...was an Olerud Award Finalist in 2012; The John Olerud Two-Way Player of the Year Award is presented annually by the College Baseball Foundation to honor the nation’s top combo pitcher-position player.

## A'S CONTRACT STATUS

**Through 2019 (37):** RHP Tanner Anderson, OF Luis Barrera, IF Franklin Barreto, RHP Chris Bassitt, RHP Paul Blackburn, OF Skye Bolt, RHP Aaron Brooks, RHP Ryan Buchter, IF Mark Canha, IF Matt Chapman, RHP Jharel Cotton, OF Khris Davis, RHP Ryan Dull, RHP Marco Estrada, OF Dustin Fowler, RHP Daniel Gossett, RHP Liam Hendriks, C Chris Herrmann, RHP Grant Holmes, RHP James Kaprielian, OF Ramon Laureano, LHP Sean Manaea, OF Nick Martini, IF Jorge Mateo, RHP Daniel Mengden, RHP Frankie Montas, 1B Matt Olson, RHP Yusmeiro Petit (includes club option for 2020), C Josh Phegley, IF Chad Pinder, IF Jurickson Profar, RHP Fernando Rodney, IF Marcus Semien, RHP Blake Treinen, RHP Andrew Triggs, RHP Lou Trivino, RHP JB Wendelken

**Through 2020 (2):** RHP Mike Fiers, RHP Joakim Soria

**Through 2022 (1):** OF Stephen Piscotty (includes club option for 2023)

## LIFETIME PLAYING RECORD

Year	Club	AVG	G	AB	R	H	2B	3B	HR	RBI	SH	SF	HP	BB	SO	SB	CS	SLG	OBP	E
2012	Quad Cities	.295	55	210	29	62	18	1	4	27	0	0	9	18	25	3	0	.448	.376	22
2013	Palm Beach	.292	63	243	30	71	14	2	9	35	0	0	3	18	27	4	5	.477	.348	1
	Springfield	.299	49	184	17	55	9	0	6	24	1	2	1	19	19	7	3	.446	.364	1
2014	Memphis	.288	136	500	70	144	32	0	9	69	1	2	10	43	61	11	5	.406	.355	3
2015	Memphis	.272	87	320	54	87	28	2	11	41	0	3	3	46	62	5	6	.475	.366	5
	ST. LOUIS	.305	63	233	29	71	15	4	7	39	0	2	1	20	56	2	1	.494	.359	2
2016	ST. LOUIS	.273	153	582	86	159	35	3	22	85	1	2	12	51	133	7	5	.457	.343	4
2017	ST. LOUIS	.235	107	341	40	80	16	1	9	39	0	3	5	52	87	3	6	.367	.342	2
	Springfield	.143	3	7	0	1	0	0	0	1	0	0	0	1	1	0	0	.143	.250	0
	Peoria	.200	4	15	0	3	2	0	0	3	0	0	0	3	1	0	0	.333	.200	1
	Memphis	.313	8	32	7	10	3	0	4	7	0	0	0	6	7	0	0	.781	.421	0
2018	OAKLAND	.267	151	546	78	146	41	0	27	88	0	5	12	42	114	2	0	.491	.331	3
	<b>AL Totals</b>	<b>.267</b>	<b>151</b>	<b>546</b>	<b>78</b>	<b>146</b>	<b>41</b>	<b>0</b>	<b>27</b>	<b>88</b>	<b>0</b>	<b>5</b>	<b>12</b>	<b>42</b>	<b>114</b>	<b>2</b>	<b>0</b>	<b>.491</b>	<b>.331</b>	<b>3</b>
	<b>NL Totals</b>	<b>.268</b>	<b>323</b>	<b>1156</b>	<b>155</b>	<b>310</b>	<b>66</b>	<b>8</b>	<b>38</b>	<b>163</b>	<b>1</b>	<b>7</b>	<b>18</b>	<b>123</b>	<b>276</b>	<b>12</b>	<b>12</b>	<b>.438</b>	<b>.346</b>	<b>8</b>
	<b>ML Totals</b>	<b>.268</b>	<b>474</b>	<b>1702</b>	<b>233</b>	<b>456</b>	<b>107</b>	<b>8</b>	<b>65</b>	<b>251</b>	<b>1</b>	<b>12</b>	<b>30</b>	<b>165</b>	<b>390</b>	<b>14</b>	<b>12</b>	<b>.455</b>	<b>.341</b>	<b>11</b>

## CAREER TRANSACTIONS

**2009** — Selected by the Los Angeles Dodgers organization in the 45th round of the First-Year Player Draft; did not sign. **2012** — Selected by the St. Louis Cardinals organization as a supplemental pick following the first round (36th selection overall) of the First-Year Player Draft. **2017** — On the disabled list, May 5 to 19; included rehabilitation assignment to Springfield, May 16 to 19. On the disabled list, July 15 to 31; included rehabilitation assignment to Peoria, July 27 to 31. Traded to the Oakland Athletics for infielder Yairo Muñoz and minor league infielder Max Schrock, December 14. **2018** — On the bereavement list, May 11 to 14.

## WILD CARD RECORD

Year	Club/Opp.	AVG.	G	AB	R	H	2B	3B	HR	RBI	SH	SF	HP	BB	SO	SB	CS	SLG	OBP	E
2018	OAK vs. NYY	.000	1	3	0	0	0	0	0	0	0	0	0	1	2	0	0	.000	.250	0

## DIVISION SERIES RECORD

Year	Club/Opp	AVG	G	AB	R	H	2B	3B	HR	RBI	SH	SF	HP	BB	SO	SB	CS	SLG	OBP	E
2015	STL vs. CHI	.375	4	16	5	6	1	0	3	6	0	0	0	2	8	0	0	1.000	.444	0

## PISCOTTY'S CAREER BESTS

**Hits:** 4 (three times), last: May 8, 2016 vs. Pittsburgh

**Home Runs:** 2 (three times); September 2, 2018 vs. Seattle; June 18, 2017 at Baltimore; August 23, 2015 at San Diego

**Runs Batted In:** 5 (four times), last: September 19, 2018 vs. Los Angeles (AL)

**Stolen Bases:** 1 (14 times), last: July 21, 2018 vs. San Francisco

**Hitting Streak:** 14, August 29 to September 13, 2018

**Hitless Streak (At Bats):** 19, September 23 to 30, 2017

**Game Ending RBI:** None

**Grand Slams:** 2, July 3, 2016 vs. Milwaukee (Blaine Boyer); May 27, 2016 at Washington (Max Scherzer)

**Pinch-Hit Home Runs:** None.

**Inside-The-Park Home Runs:** None.

**Lead Off Home Runs:** None.



**INFIELDER**

**Height/Weight:** 6-0 / 190

**Bats/Throws:** Switch / Right

**Birthdate:** February 20, 1993

**Opening Day Age:** 26

**Birthplace/Resides:** Willemstad, Curacao / Grapevine, Texas

**Major League Service:** 4 years, 165 days

**Obtained:** Acquired from Texas in a three-team trade in which the A's sent Eli White and international bonus cash to Texas and Emilio Pagan and a Competitive Balance pick to Tampa Bay, December 21, 2018

**Contract Status:** First year of a one-year contract through 2019

**CAREER HIGHLIGHTS**

Spent the first nine seasons of his professional career in the Texas organization, including parts of five seasons in the majors with the Rangers...is a .240 career hitter with 32 home runs and 130 RBI in 352 games in the majors...has played in 104 games at shortstop, 89 at third base, 67 at second base, 43 at first base and 31 in left field...made his debut in 2012 at the age of 19, played in 85 games the following season and then missed the entire 2014 season and most of 2015 with a shoulder injury that led to Feb. 23, 2015 surgery...had his first full season in 2018 when he batted .254 with 20 home runs and 77 RBI in 146 games...played for the Netherlands in the 2013 and 2017 World Baseball Classic...played for Surprise in the Arizona Fall League in 2015...appeared in back-to-back Futures Games for the World Team in 2011-12...was selected to *Baseball America's* Minor League All-Star Team in 2011 and 2012...was rated as the Rangers top prospect by the magazine following the 2012 and 2013 season...was the Rangers 2011 Tom Grieve Minor League Player of the Year and South Atlantic League MVP...led Curacao to the Little League World Series title in 2004 and back to the title game in 2005.

**2018 HIGHLIGHTS**

Had career highs in nearly every offensive category as he batted .254 with 20 home runs and 77 RBI in 146 games...added 35 doubles and was a perfect 10-for-10 in stolen bases...was one of just five players in the American League to post minimums of 35 doubles, 20 home runs, 75 RBI and 10 stolen bases (Betts, Bregman, Lindor, Ramirez)...tied for sixth in the AL in hit by pitches (12), tied for eighth in triples (6) and tied for ninth in game winning RBI (13)...recorded just the 13th 20-homer season ever by a Texas switch-hitter, the first since Milton Bradley in 2008...compiled a .269/.346/.449/.795 slash line batting right-handed after entering the season with a .503 career OPS vs. left-handed pitchers...was 7-for-14 (.500) with a walk with a runner on third on less than two outs...started games at every spot in the order except ninth...had five home runs in 11 starts in the clean-up spot...started games at five different positions, including 61 at shortstop, 46 at third base, 20 at first base, nine at second base and one at designated hitter...led the majors with 25 errors (13 at shortstop, 11 at third base, one at second base)...had the most errors by a Ranger since 2009 when Elvis Andrus also had 25...had a .978 fielding percentage as a second baseman and has a .975 career percentage at second base compared to .920 at third base and .953 at shortstop...was the fifth player ever to appear in 10 or more games at first base, second base, third base and shortstop and hit 20 home runs.

**TEXAS:** Was 4-for-24 (.167) over his first 10 games, but then batted .253/.309/.484/.793 over his next 56 contests as he became the club's everyday shortstop from April 13-June 17 with Elvis Andrus on the disabled list...had his first career two-homer game and also drove in a career-high five runs June 6 vs. Oakland...was hit by a pitch three times twice in a 15-day span on June 9 vs. Houston and June 20 at Minnesota to set the Rangers single-game club record and tie the single-game Major League record...according to baseball-reference.com, the only other player since 1908 with multiple games of three or more hit by pitches in a season was Reed Johnson for 2006 Blue Jays (also two games)...hit .281/.380/.472/.853 over a 56-game stretch from June 18 to Sept. 2 to raise his average to a season-high .260...capped that stretch by going 4-for-5 with two doubles and a home run Sept. 2 vs. Minnesota...the hits and three extra base hits were career highs and he matched his best with three runs scored...then hit .221 over his final 24 games...hit six home runs in September, which tied for 10th in the AL and was the most in any month in his career.

## CAREER

**2017**—Was a member of the Rangers' Opening Day roster and had three stints with Texas (Opening Day-April 29, June 9-15, July 5-7)...batted .172/.294/.207/.501 in 22 games after going 5-for-10 in his last three games with the Rangers...his final game was July 7 vs. Los Angeles-AL...had the lowest slugging percentage of any non-pitcher/catcher in the majors (min. 70 PA)...spent the balance of the season with Triple-A Round Rock, batting .287/.383/.428/.811 in 87 games while playing almost exclusively at shortstop...his 11.61 plate appearance per strikeout ratio was fourth-best in the PCL...had a team-high 25 doubles and had more walks (43) than strikeouts (33)...from June 1 through the end of the season at Triple-A, he batted .298 in his final 59 games...batted .386 against left-handed pitching...had a pair of four-RBI games: May 22 vs. Salt Lake and July 29 vs. El Paso...played for Team Netherlands in 2017 World Baseball Classic, and was not selected to All-Tournament Team despite batting .464 (13-for-28) with a 1.266 OPS.

**2016**—Returned to the majors for the first time since 2013 and batted .239 in a career-high 90 games with the Rangers...was one of just two major leaguers to start at least five games at five different positions, along with Houston's Marwin Gonzalez...had starts in eight of nine spots in the batting order...went 1-for-5 in his season debut on May 27 vs. Pittsburgh, his first ML game since Sept. 27, 2013 vs. Los Angeles (AL)...homed on May 31 vs. Cleveland, his first in the majors since Sept. 26, 2013 vs. Los Angeles (AL) when he was 20 years old...according to the Elias Sports Bureau, he was just the second player in the last 25 years to homer at age 20 or younger and not hit his next ML long ball until at least age 23 (also Seattle's Chris Snelling, who homered on May 29, 2002 at age 20 and not again until Aug. 8, 2005 at age 23)...compiled a career-best 13-game hit streak beginning with season debut on May 27 through June 10...it was the longest by a Ranger in 2016 and matched the longest season-opening hit streak in Texas history, joining Al Oliver (April 7-23, 1979)...had four pinch RBI, which tied for fourth most in the American League...was on the Rangers ALDS roster but did not play in the series against Toronto...batted .284 in 41 games with Round Rock, batting .347 with runners in scoring position for the Express.

**2015**—Spent the entire season on the 60-day disabled list following right shoulder surgery to repair a torn labrum on Feb. 23...the surgery was performed by Rangers Team Physician Dr. Keith Meister at the Medical Center of Arlington...officially placed on 60-day DL the following day...spent the year rehabbing and then combined to hit .256 on a 12-game injury rehabilitation assignment with Single-A Hickory and Double-A Frisco in August and September, appearing exclusively as the designated hitter...had a .267 average with two home runs and 20 RBI in 20 games for Surprise in the Arizona Fall League...the RBI ranked third in the AFL...also led the league with four sacrifice flies and ranked second with an average of 9.10 plate appearances per strikeout.

**2014**—Entered the season attempting to win a job as the starting second baseman, but was on the Texas disabled list the entire season with a torn teres major muscle in his right shoulder...had issues with his shoulder began during a spring weight lifting session, then suffered the original torn muscle during a spring training game on March 21 vs. Milwaukee in Surprise...after resting the injury for several weeks, he began to bat in extended spring training games in Arizona, but re-injured the shoulder in late May and was shut down for another extended period...a late-season plan to play in the Arizona Fall League was scrapped when issues with the muscle continued, leading to September visits with sports medicine specialists Dr. James Andrews and Dr. Neal ElAttrache.

**2013**—Started the season at Triple-A Round Rock, but was recalled May 19 when Ian Kinsler went on the disabled list...subbed as the club's regular second baseman for a month while Kinsler was on DL before finishing the season in a utility role...had starts at second base, shortstop, third base and left field as well as designated hitter...ranked among American League rookie leaders in walks (5th, 26) and on-base percentage (8th, .308)...led off the game on May 26 at Seattle with a home run in what was his first career start in the leadoff spot...became the fifth-youngest player (20 years, 95 days) to hit a leadoff home run in Major League history (credit David Vincent) and was the youngest since Lou Klimchok (18.348) of the Kansas City A's on Sept. 28, 1958 at Chicago...hit a solo home run and scored both runs in Rangers 2-0 win on June 27 at New York (AL) to become the youngest to score all of his team's runs in a multiple-run shutout since the Cardinals' Rogers Hornsby (20.026) on May 23, 1916 vs. Boston...hit his first career walk-off home run

Sept. 26 vs. Los Angeles (AL) as a pinch-hitter, joining Philadelphia's Jimmie Foxx (May 14, 1928 vs. Cleveland) as the only players in ML history with a pinch walk-off homer before turning 21... made his first ML appearance in left field on July 6 vs. Houston after no games in outfield during his pro career prior to 2013...started just two of club's last 21 games, none of last 12...played for Licey in Dominican Winter League...selected by *Baseball America* as the Rangers' top prospect following the season for a second straight year...near the end of 2013 spring training, the Curaçao native was added to The Netherlands roster for the semifinals of the World Baseball Classic... went 0-for-3 with a walk as the second baseman for the club's 4-1 semifinal loss to eventual champions Dominican Republic.

**2012**—Spent the bulk of the season with Double-A Frisco, but was called up to Texas for the season's final month...saw limited playing time with Texas in September, but made enough of an impression to land on the club's postseason roster and appear in the American League Wild Card Game...was named the top hitting prospect in all of baseball by *Baseball America* in the publication's midseason prospect rankings...had contract selected from Frisco on Aug. 31 and joined the club the following day in Cleveland...debuted on Sept. 2 at Cleveland with start at second base, a late addition to the lineup after Ian Kinsler was scratched with lower back stiffness and Michael Young lobbied for Profar to play...went 2-for-4 with a home run and double in his Major League debut that day...at the age of 19 years, 195 days, he became the first teenager to appear for the Rangers since Ivan Rodriguez (19.309 in 1991 season finale)...homered in his first career plate appearance (4th pitch vs. Zach McAllister) to become just the third teenager to hit a home run in his first career ML (since 1876) at-bat, the second-youngest to do it, and the youngest in the AL... was first Rangers player to homer in his first at bat and the third in Washington/Texas franchise history...the last was Brant Aleya for Washington vs. California on Sept. 12, 1965 at D.C. Stadium (later RFK)...with a double in his next at-bat became first teenager with two extra-base hits in his first ML game since the White Sox' Johnny Callison on Sept. 9, 1958 vs. Boston at old Comiskey Park...was the first teenage switch-hitter to homer in MLB since Cardinals' Dick Schofield on Aug. 26, 1953 at New York (18 years, 231 day)...the previous teenage switch-hitter to homer in the AL: Mickey Mantle on Sept. 19, 1951 vs. Chicago (19 years, 334 days)...had a pinch single in the Wild Card Game against Baltimore to load the bases with two outs in the ninth inning on the first (and still only) pitch he saw in his postseason career...became just the sixth teenager with a post-season hit, the first since Andruw Jones for Atlanta in 1996...also became the eighth-youngest player ever to appear in the postseason, the youngest since Jones in '96...was selected to *Baseball America's* Minor League All-Star Team for the second straight year, just the seventh position player to be selected in back-to-back years at the same position since 2000...named the Texas League's best defensive shortstop in the same publication's annual tools survey...named to the Texas League Postseason All-Star Team...was the youngest player in the Texas League by nearly seven months and the youngest Double-A player overall...hit safely in 29 straight games from April 19 to May 19 (40-for-122, .328)...selected as the Texas League Topps Player of the Month in May...compiled a 50-game on-base streak from April 7 to June 2, which was the longest of any minor leaguer in 2012...was the starting shortstop for South in the Texas League All-Star Game, going 0-for-2...played with Licey in the Dominican Winter League before his season was cut short by right forearm soreness.

**2011**—Spent the entire campaign with Low Single-A Hickory (Low-A) as one of the youngest players in the South Atlantic League throughout the season...was honored as the organization's Tom Grieve Minor League Player of the Year...tabbed as South Atlantic League MVP and *Baseball America's* Low-A Player of the Year...named by the same publication as the shortstop on its First Team Minor League All-Star team...was voted as the best defensive shortstop and best infield arm by *Baseball America*, while also tabbed as the 3rd-best prospect in the SAL...earned Rangers Minor League Player of the Month honors for May.

**2010**—Spent his first professional season with Short-A Spokane...tied for second in the Northwest League in doubles (19)...was 8-for-11 (72.7% in stolen base attempts...had a team-high four RBI over five games in the NWL playoffs.

## PERSONAL/MISCELLANEOUS

Jurickson Barthelomeus Profar was originally signed by Texas scouts Chu Halabi, Jose Luis Felomina and Mike Daly...led Curaçao to the Little League World Series title in 2004 and back to the title game in 2005...rated as the 15th-best international free agent in 2009 by *Baseball America*...also drew interest from clubs as a pitcher.

### LIFETIME PLAYING RECORD

Year	Club	AVG	G	AB	R	H	2B	3B	HR	RBI	SH	SF	HP	BB	SO	SB	CS	SLG	OBP	E
2010	Spokane	.250	63	252	42	63	19	0	4	23	6	2	0	28	46	8	3	.373	.323	16
2011	Hickory	.286	115	430	86	123	37	8	12	65	6	4	11	65	63	23	9	.493	.390	22
2012	Frisco	.281	126	480	76	135	26	7	14	62	2	9	5	66	79	16	4	.452	.368	23
	TEXAS	.176	9	17	2	3	2	0	1	2	0	0	0	0	4	0	0	.471	.176	0
2013	Round Rock	.278	37	144	27	40	7	2	4	19	1	0	0	21	24	6	1	.438	.370	7
	TEXAS	.234	85	286	30	67	11	0	6	26	6	1	5	26	63	2	4	.336	.308	6
2014	TEXAS	(Injured — did not play)																		
2015	Hickory	.273	9	33	2	9	1	0	1	5	0	0	1	1	9	0	0	.394	.314	0
	Frisco	.200	3	10	0	2	1	0	0	1	0	1	0	1	2	0	0	.300	.250	0
2016	Round Rock	.284	42	169	28	48	9	0	5	26	1	0	3	16	26	4	3	.426	.356	5
	TEXAS	.239	90	272	35	65	6	3	5	20	2	0	3	30	61	2	1	.338	.321	7
2017	TEXAS	.172	22	58	8	10	2	0	0	5	2	0	1	9	14	1	1	.207	.294	0
	Round Rock	.287	87	327	50	94	25	0	7	45	4	1	8	43	33	5	0	.428	.383	11
2018	TEXAS	.254	146	524	82	133	35	6	20	77	0	4	12	54	88	10	0	.458	.335	25
<b>ML Totals</b>		<b>.240</b>	<b>352</b>	<b>1157</b>	<b>157</b>	<b>278</b>	<b>56</b>	<b>9</b>	<b>32</b>	<b>130</b>	<b>10</b>	<b>5</b>	<b>21</b>	<b>119</b>	<b>230</b>	<b>15</b>	<b>6</b>	<b>.387</b>	<b>.321</b>	<b>38</b>

### CAREER TRANSACTIONS

**2009** — Signed by the Texas Rangers as a non-drafted free agent, July 2. **2014** — On the disabled list, March 23 to November 2. **2015** — On the disabled list, February 24 to October 21; included rehabilitation assignments with Hickory, August 27 to September 4, and Frisco, September 5 to 7. **2018** — Traded to the Oakland A's as part of a three-team trade in which the A's sent minor leaguer Eli White and international bonus slot cash to Texas and pitcher Emilio Pagán and the A's Competitive Balance Round A pick in the 2019 First-Year Player Draft to Tampa Bay, December 21 (Rangers sent minor leaguer Rollie Lacy to the Rays and Tampa Bay sent minor leaguers Kyle Bird, Brock Burke and Yoel Espinal to Texas).

### WILD CARD RECORD

Year	Club/Opp.	AVG.	G	AB	R	H	2B	3B	HR	RBI	SH	SF	HP	BB	SO	SB	CS	SLG	OBP	E
2012	TEX vs. BAL	1.000	1	1	0	1	0	0	0	0	0	0	0	0	0	0	0	1.000	1.000	0

### DIVISION SERIES RECORD

Year	Club/Opp.	AVG.	G	AB	R	H	2B	3B	HR	RBI	SH	SF	HP	BB	SO	SB	CS	SLG	OBP	E
2016	TEX vs. TOR	(On roster — did not play)																		

### WORLD BASEBALL CLASSIC RECORD

Year	Club	AVG.	G	AB	R	H	2B	3B	HR	RBI	SH	SF	HP	BB	SO	SB	CS	SLG	OBP	E
2013	Netherlands	.000	1	3	0	0	0	0	0	0	0	0	0	1	0	0	0	.000	.250	1
2017	Netherlands	.464	7	28	6	13	5	0	1	4	1	0	0	3	4	1	0	.750	.516	0
<b>Totals</b>		<b>.419</b>	<b>8</b>	<b>31</b>	<b>6</b>	<b>13</b>	<b>5</b>	<b>0</b>	<b>1</b>	<b>4</b>	<b>1</b>	<b>0</b>	<b>0</b>	<b>4</b>	<b>4</b>	<b>1</b>	<b>0</b>	<b>.677</b>	<b>.486</b>	<b>1</b>

### PROFAR'S CAREER BESTS

**Hits:** 4, September 2, 2018 vs. Minnesota  
**Home Runs:** 2, June 6, 2018 vs. Oakland  
**Runs Batted In:** 5, June 6, 2018 vs. Oakland  
**Stolen Bases:** 1 (15 times), last: August 31, 2018 vs. Minnesota  
**Hitting Streak:** 13, May 27 to June 10, 2016  
**Hitless Streak (At Bats):** 19 (twice), last: August 11 to 19, 2016  
**Game Ending RBI:** 1, September 26, 2013 vs. Los Angeles-AL (home run)  
**Grand Slams:** None  
**Pinch-Hit Home Runs:** 1, September 26, 2013 vs. Los Angeles-AL (Michael Kohn)  
**Inside-The-Park Home Runs:** None  
**Lead Off Home Runs:** May 26, 2013 at Seattle (Hisashi Iwakuma)

**LEFT-HANDED PITCHER****Height/Weight:** 6-7 / 238**Bats/Throws:** Left / Left**Birthdate:** April 25, 1995**Opening Day Age:** 23**Birthplace/Resides:** Minneapolis, Minnesota / Cedar Rapids, Iowa**Major League Service:** None**Obtained:** Selected in the 1st round (sixth selection overall) of the 2016 First-Year Player Draft**Contract Status:** First year of a one-year contract through 2019**NON-ROSTER INVITEE****CAREER HIGHLIGHTS**

Was the A's first round selection and the sixth pick overall in the 2016 First-Year Player Draft out of the University of Florida...did not pitch in 2018 following "Tommy John" surgery...went 6-14 with a 3.82 ERA in 37 games, including 34 starts, over his first two professional seasons...struck out 224 in 157.2 innings (12.79 per nine innings) and surrendered just three home runs (0.17 per nine innings)...ranked third in Minor League Baseball in strikeouts in 2017 (184) and was named the A's Organization Pitcher of the Year...pitched for Team USA in the 2017 All-Star Futures Game...was rated as the A's number two prospect by *Baseball America* following the 2016 and 2018 season and number one after the 2017 season.

**2018 HIGHLIGHTS**

Missed the entire 2018 season after undergoing "Tommy John" surgery...was a non-roster invitee to Major League Spring Training and went 1-1 with a 3.38 ERA in four games, including three starts, before he was reassigned to minor league camp March 18...had surgery to repair the ulnar collateral ligament in his left arm April 10...the surgery was performed by Dr. Neal ElAttrache in Los Angeles, Calif...was rated as the A's No. 2 prospect by *Baseball America* following the season.

**CAREER**

**2017**—Split his first full professional season between Single-A Stockton and Double-A Midland...combined for a 6-10 record and a 4.03 ERA in 27 games, including 24 starts...struck out 184 batters in 125.0 innings, an average of 13.24 per nine innings...ranked third in all of the minors in strikeouts behind Alec Hansen (191) and Triston McKenzie (186)...the strikeouts led the A's farm system and tied for the sixth best total by a minor leaguer in Oakland history...also ranked eighth in the A's farm system in ERA and innings pitched...was named the A's Organization Pitcher of the Year...walked 48 for a strikeout-to-walk ratio of 3.83...surrendered just three home runs, an average of 0.22 per nine innings...was named to the California League Midseason All-Star Team but did not pitch in the June 20 game following a June 15 promotion to Midland...represented the United States in the All-Star Futures Game...allowed a .227 opponents batting average, which included .227 against right-handed hitters compared to .228 against left-handers...allowed just three extra base hits to lefties for a .269 slugging percentage (.332 vs. righties)...opponents hit .248 with runners in scoring position...posted a 2.92 ERA over innings one through five, had a 9.30 ERA from the sixth inning on...made all three of his relief appearances over his first six games with Stockton and was 0-2 with an 8.10 ERA in those games...combined with both clubs to go 6-8 with a 3.68 ERA in his 24 starts...his teams were 10-14 (.417) in his starting assignments...tossed more than five innings in just 10 of his 24 starts...had more strikeouts than innings pitched in 22 of his 27 contests...was named the A's number one prospect by *Baseball America* following the season...began the season at Stockton and went 4-5 with a 3.69 ERA and .196 opponents batting average in 14 games, including 11 starts with the Ports...surrendered just one home run in 61.1 innings...struck out 98 (14.38 per nine innings)...yielded a .175 average to batters leading off an inning...did not allow an earned run in two of his first three appearances (1 er in 12.0 ip, 0.75 ERA)...picked up his first win in a start on May 6 against San Jose...tossed 5.0 scoreless innings, allowed one hit and did not walk a batter while striking out nine in a 13-2 win...that began a six-start through June 3 when he went 4-1 with a 2.32 ERA...was named California League Pitcher of the Week for the week of May 22-28...won each of his two starts that week on



May 22 against Lake Elsinore and May 27 at Rancho Cucamonga...allowed just one run (0.87 ERA) and one hit (.029 opponents batting average) while striking out 15 in 10.2 innings...struck out 12 batters in 6.2 innings June 3 against Lancaster, his first of four 10-strikeout games...fanned 11 in 6.2 innings in his final Single-A start June 14 against Visalia...was leading the league in strikeouts (98), ranked second in opponents batting average (.196) and 10th in ERA (3.69) when he was promoted to Midland June 15...went 2-5 with a 4.36 ERA in 13 starts with the RockHounds...struck out 86 batters, which was the second best figure in the Texas League from the time he joined the club (June 15) through the end of the season...was 2-2 with a 2.51 ERA in eight starts at home, 0-3 with a 9.35 ERA in five starts on the road...tossed a season-high 7.0 innings in his first Double-A start on June 19 at Frisco but was the losing pitcher in Midland's 3-1 loss...pitched for Team USA in the All-Star Futures Game July 9 at Miami and recorded the final two outs of a 7-6 win (0.2 ip, 2 h, 2 r, 1 er, 1 bb)...was 0-3 with a 6.98 ERA over his first five starts at Midland...then allowed one run in 5.0 innings in the second game of a July 23 doubleheader against Corpus Christi for his first Double-A win and went 2-2 with a 3.22 ERA over his final eight starts with the RockHounds...struck out a season-high 13 batters and walked just one in 6.2 innings against San Antonio Aug. 3...matched his season-high with 13 strikeouts and did not walk a batter in 6.0 innings in his final regular season start on Aug. 31 against San Antonio...allowed two unearned runs but took the loss in a 5-0 decision...tossed a season-high 109 pitches...went 1-2 with a 3.03 ERA in six starts in August...struck out 53 batters in 35.2 innings and led all of the minor leagues in strikeouts in August...made one postseason start for the TL Champion RockHounds and had a no decision in Midland's 9-2 win over San Antonio in Game 1 of the Semifinals (4.0 ip, 2 h, 4 so).

**2016**—Was the A's first round selection in the 2016 draft and was assigned to Vermont of the Short Season Single-A New York-Penn League after signing on June 30...went 0-4 with a 3.03 ERA in 10 starts with the Lake Monsters...did not allow an earned run in five of his six no decisions (0.98 ERA)...did not allow a run in three of those games, but tossed fewer than five innings in all but one start...struck out 40 batters in 32.2 innings (11.02 strikeouts per nine innings) and did not allow a home run...held the opposition to a .185 batting average, including .157 against right-handed hitters compared to .257 against left-handers...opponents were 3-for-32 (.094) with four walks (.194 on-base percentage) when leading off an inning...combined for a 1.40 ERA in the first and second inning...made his professional debut July 12 at Auburn and tossed 2.0 scoreless innings...the first batter he faced reached on an error but he retired each of the final five batters he faced...did not record his first strikeout until his third start on July 22 against Hudson Valley...struck out 15 of the 30 batters he faced over a two start stretch from Aug. 8 to 14 (7.2 ip)...including a season-high eight strikeouts in 3.2 scoreless innings Aug. 14 against Tri-City...then tossed a season-high 5.0 scoreless innings in his next start Aug. 26 at Aberdeen but had a no decision in a 3-1 loss...yielded just two hits and did not walk a batter...was rated as the A's number two prospect by *Baseball America* following the season.

## PERSONAL/MISCELLANEOUS

Andrew Jacob Puk was originally signed by A's scout Trevor Schaffer...graduated from Washington High School...attended the University of Florida where he compiled a 16-9 record, a 3.39 ERA and .203 opponents batting average in 54 games (37 starts) over three seasons...struck out 251 batters in 194.0 innings...was a three-time SEC Academic Honor Roll selection...played for the USA Baseball Collegiate National Team in 2015.

## LIFETIME PITCHING RECORD

Year	Club	W	L	ERA	G	GS	CG	SHO	SV	IP	H	R	ER	HR	HB	BB	IBB	SO	WP	BK
2016	Vermont	0	4	3.03	10	10	0	0	0	32.2	23	18	11	0	0	12	0	40	3	0
2017	Stockton	4	5	3.69	14	11	0	0	0	61.0	44	28	25	1	4	23	0	98	2	0
	Midland	2	5	4.36	13	13	0	0	0	64.0	64	34	31	2	3	25	0	86	7	0
2018										(Injured — did not pitch)										
<b>Minor League Totals</b>		<b>6</b>	<b>14</b>	<b>3.82</b>	<b>37</b>	<b>34</b>	<b>0</b>	<b>0</b>	<b>0</b>	<b>157.2</b>	<b>131</b>	<b>80</b>	<b>67</b>	<b>3</b>	<b>7</b>	<b>60</b>	<b>0</b>	<b>224</b>	<b>12</b>	<b>0</b>

## CAREER TRANSACTIONS

**2013** — Selected by the Detroit Tigers organization in the 35th round of the First-Year Player Draft; did not sign. **2016** — Selected by the Oakland Athletics organization in the 1st round (sixth selection overall) of the First-Year Player Draft.

**RIGHT-HANDED PITCHER****Height/Weight:** 6-2 / 240**Bats/Throws:** Right / Right**Birthdate:** October 5, 1986**Opening Day Age:** 32**Birthplace/Resides:** Wilmington, Illinois / Atlanta, Georgia**Major League Service:** 5 years, 55 days**Obtained:** Acquired from the Cincinnati Reds for minor leaguer Jameson Hannah, July 31, 2019**Contract Status:** First year of a one-year contract through 2019.**CAREER HIGHLIGHTS**

Was originally drafted by Texas in the 25th round in 2008 and was traded to Washington at the 2010 trading deadline...made his Major League debut with the Nationals in 2013 and went 64-54 with a 3.59 ERA in 182 games, including 141 starts, in six seasons with Washington...was traded to Cincinnati following the 2018 season...pitched for Team USA during its run to the 2017 World Baseball Classic gold medal...started the tournament semifinal 2-1 victory vs. Japan at Dodger Stadium, allowed just 2 hits in 4.0 shutout innings.

**2018 HIGHLIGHTS**

Among National League pitching leaders, he ranked tied for fifth in grounded into double plays induced (18), seventh in starts of at least seven innings (11) and 12th in quality starts (17)...beginning July 25 through the end of the season, produced a strikeout-to-walks ratio of 6.86, which was fifth-best in the NL...from Aug. 16 to Sept. 16 did not issue a walk in 27.2 innings over seven starts...from July 13-31, he threw 17.0 scoreless innings, the second-longest streak by a Nationals pitcher in 2018...in his first 10 starts of the season posted a 3.17 ERA and 1.98 opponents' batting average, but Nationals batters produced just 25 runs of support...in his 11 starts after the All-Star break went 6-3 with a 3.43 ERA.

**CAREER**

**2017**—Was one of the top pitchers in the National League in the season's second half...in 12 starts post-All-Star break, he went 7-5 with a 3.90 ERA in 14 games (13 starts)...struck out 86 batters in 80.2 innings and held opposing batters to a .223 average...after the break, he ranked among NL pitchers (min. 13 GS) in opponent average (6th, .223), opponents on-base percentage (7th, .292), hits per nine innings (6th, 7.59) and strikeouts per nine innings (9th, 9.60)...recorded 42 strikeouts against just eight walks in his last six starts...his 10.51 strikeouts per nine innings ranked sixth and his 5.25 strikeout-to-walk ratio ranked ninth in the NL from Aug. 27 through the end of the season...improved from 7.4 strikeouts per nine innings in 2016 to 8.2 strikeouts per nine innings in 2017...went 6-6 with a 5.27 ERA in 18 games (17 starts) prior to the All-Star Break...threw a season-high 7.2 innings on June 5 at Oakland...recorded two 10+ strikeout games (11, July 22 at Arizona and 10, Sept. 1 at Milwaukee) after entering the season with just two for his career.

**2016**—In his return to the starting rotation, set career marks in innings pitched (210.0) and wins (16)...ranked among the National League leaders in wins (t-5th, 16), home runs per nine innings (6th, 0.73), hits per nine innings (9th, 7.41) and ERA (6th, 2.83)...threw 7.0 or more shutout innings nine times, the most in the majors...started seven of Washington's 12 shutouts...per FanGraphs.com, he had the lowest hard-hit rate (24.3%) in Major League Baseball...tossed 7.0 (or more) innings 18 times, third-most in the NL...left-handed batters hit just .214/.315/.302...among right-handed pitchers with at least 400 left-handed batters faced, his .302 opponent slugging percentage led the NL and his .214 batting average against was good for sixth...allowed two earned runs or fewer in six of his last seven outings dating to Aug. 29...posted a 2.16 ERA and a .189 batting average against during this stretch...logged a 1.13 ERA, 1.06 WHIP and a .187/.293/.252 opponent slash line from Aug. 29 - Sept. 20...Struck out a career-high 15 batters in 7.0 innings of two-hit, shutout ball vs. Minnesota on April 23...his 15 strikeouts were, third-most in Nationals

history at the time (2005-pres.)...made his first Postseason start in Game 2 of the NLDS against Los Angeles and had a no decision (4.1 ip, 7 h, 2 r, 2 er, 3 bb, 1 so).

**2015**—Began the season in the bullpen, but ultimately made 12 starts...went 1-3 with one save, four holds and a 3.74 ERA as a reliever...offered scoreless relief in 17 of his 28 appearances...went 3-4 with a 4.82 ERA in 12 starts across two stints in the rotation...his ERA was severely impacted by eight earned runs allowed, June 28 at Philadelphia...made his first start of the season on May 25 at Chicago, replacing the injured Doug Fister...converted his first career save, May 4 vs. Miami...returned to the rotation Sept. 4 to take the spot of Joe Ross...in his best start of the season, tossed a season-high 7.0 innings, allowing one earned run on six hits in Washington's 16-4 win at Tampa Bay, June 16.

**2014**—Built on a successful 2013 to turn in a true breakout campaign in 2014...went 15-10 with a 2.85 ERA in 31 starts...ranked among the National League leaders in opponents OPS (5th, .632), on-base percentage (7th, .281), wins (t-8th, 15), WHIP (8th, 1.09), baserunners per nine innings (8th, 10.10) and walks per nine innings (8th, 1.77)...turned in his first career shutout, April 25 vs. San Diego (3 h, 1 bb, 8 so)...fanned a career-high 11 batters, June 6 at San Diego (8.0 ip, 3 h)...worked 7.0 scoreless innings to pocket the win in Washington's NL East championship-clinching 3-0 victory on Sept. 16 at Atlanta...worked out of the bullpen in the NLDS against San Francisco for his first Postseason exposure and was 0-1 with a 3.38 ERA in two appearances.

**2013**—Joined the Nationals late, but earned glowing reviews, finishing 7-1 with 1.51 ERA in 14 games, five starts...started 7-0 and became the first National to win his first seven decisions in a single season...allowed only one home run (Carlos Beltran, Sept. 23 at St. Louis) in 53.2 big league innings...spun 2.0 scoreless innings in his Major League debut on Aug. 7 vs. Atlanta...his first strikeout victim was Jeff Francoeur (Aug. 13 vs. San Francisco)...seven of nine relief appearances with the Nationals lasted at least 2.0 innings...worked a season-high 4.2 scoreless innings and was rewarded with the win in Washington's come-from-behind 11-10 win on Aug. 23 at Kansas City...made his first big league start on Sept. 7 at Miami and earned the win thanks to 6.0 scoreless innings...did not allow an earned run and spun at least 6.0 innings in three of his five starts for Washington...went 9-3 with four holds, two saves and 3.15 ERA in 33 games, 11 starts, with Syracuse...led the International League in WHIP (0.99).

**2012**—Pitching for Syracuse, he posted minor league career highs with 130 strikeouts and 147.2 innings in his first Triple-A exposure...the 130 strikeouts ranked third among Nationals farmhands and fourth in the International League...was named International League Pitcher of the Week for the period ending July 30 (2-0, 1.29 ERA, 2 starts).

**2011**—Won nine games for Double-A Harrisburg in first complete season in Washington's system...went 2-0 with a 1.88 ERA in a pair of starts and was named Eastern League Pitcher of the Week for the period ending Aug. 1.

**2010**—Posted 11 wins for a second straight season, pitching for Harrisburg and Frisco of the Double-A Texas League...notched a 2.50 ERA in six starts for the Senators after being acquired by the Nationals at the non-waiver trade deadline.

**2009**—Combined to go 11-1 with a 3.02 ERA in 34 games, 13 starts, for Frisco and Bakersfield of the Single-A California League.

**2008**—Pitched primarily out of the bullpen in first pro campaign, posting a 2.76 ERA for Bakersfield and the Rangers' Rookie-level Arizona Summer League affiliate...notched his first career save, Aug. 18 at Stockton.

## PERSONAL/MISCELLANEOUS

Tanner B. Roark...led Wilmington High School to Illinois state baseball championships in 2003 and 2005 and was first team All-State from 2003-2005...at WHS also played basketball and football and as a junior in 2004 he was an All-State quarterback...majored in sports management at the University of Illinois, where in 2007 he was a second team All-Big 10 selection...in his 2

seasons at Illinois went 12-2, 4.72 ERA in 22 starts and 2 relief apps...in the spring of 2008, before he was drafted by the Rangers, pitched in three games for the Southern Illinois Miners of the independent Frontier League.

### LIFETIME PITCHING RECORD

Year	Club	W	L	ERA	G	GS	CG	SHO	SV	IP	H	R	ER	HR	HB	BB	IBB	SO	WP	BK
2008	AZL Rangers	2	1	0.73	7	0	0	0	0	12.1	9	2	1	0	0	3	0	11	1	0
	Bakersfield	1	3	3.60	12	2	0	0	1	30.0	27	17	12	5	1	13	0	37	1	0
2009	Bakersfield	10	0	2.70	29	9	0	0	0	86.2	68	27	26	5	7	27	0	91	5	0
	Frisco	1	1	4.58	5	4	0	0	0	17.2	17	9	9	1	1	7	0	9	2	0
2010	Frisco	10	5	4.20	22	17	0	0	0	105.0	113	57	49	8	2	33	0	75	4	0
	Harrisburg	1	1	2.50	6	6	0	0	0	36.0	35	13	10	5	0	9	0	33	0	1
2011	Harrisburg	9	9	4.69	21	21	0	0	0	117.0	125	64	61	10	4	39	3	92	6	0
2012	Syracuse	6	17	4.39	28	26	1	0	0	147.2	161	89	72	14	11	47	3	130	5	0
2013	Syracuse	9	3	3.15	33	11	0	0	2	105.2	85	43	37	6	3	20	0	84	2	0
	WASHINGTON	7	1	1.51	14	5	0	0	0	53.2	38	11	9	1	0	11	0	40	0	0
2014	WASHINGTON	15	10	2.85	31	31	1	1	0	198.2	178	64	63	16	6	39	1	138	0	0
2015	WASHINGTON	4	7	4.38	40	12	0	0	1	111.0	119	55	54	17	5	26	3	70	0	0
	Potomac	0	0	0.00	1	1	0	0	0	4.0	3	0	0	0	0	0	0	5	0	0
	Harrisburg	0	0	4.50	1	1	0	0	0	2.0	2	1	1	0	0	0	0	2	0	0
2016	WASHINGTON	16	10	2.83	34	33	0	0	0	210.0	173	72	66	17	13	73	4	172	6	1
2017	WASHINGTON	13	11	4.67	32	30	0	0	0	181.1	178	105	94	23	6	64	5	166	3	1
2018	WASHINGTON	9	15	4.34	31	30	0	0	0	180.1	181	90	87	24	10	50	3	146	5	0
<b>ML Totals</b>		<b>64</b>	<b>54</b>	<b>3.59</b>	<b>182</b>	<b>141</b>	<b>1</b>	<b>1</b>	<b>1</b>	<b>935.0</b>	<b>867</b>	<b>397</b>	<b>373</b>	<b>98</b>	<b>40</b>	<b>263</b>	<b>16</b>	<b>732</b>	<b>14</b>	<b>2</b>

### CAREER TRANSACTIONS

**2008** — Selected by the Texas Rangers organization in the 25th round of the First-Year Player Draft. **2010** — Traded to the Washington Nationals with minor league pitcher Ryan Tatusko for shortstop Cristian Guzman and cash considerations, July 31. **2015** — On the paternity list, June 19 to 20. **2018** — Traded to the Cincinnati Reds for pitcher Tanner Rainey, December 12. **2019** — Traded to the Oakland Athletics for minor league outfielder Jameson Hannah, July 31.

### DIVISION SERIES RECORD

Year	Club/Opp.	W	L	ERA	G	GS	CG	SHO	SV	IP	H	R	ER	HR	HB	BB	IBB	SO	WP	BK
2014	WSH vs. SF	0	1	3.38	2	0	0	0	0	2.2	3	1	1	1	0	0	0	3	0	0
2016	WSH vs. LA	0	0	4.15	1	1	0	0	0	4.1	7	2	2	1	1	3	1	1	0	0
2017	WSH vs. CIN	(On roster — Did not pitch)																		
<b>Totals</b>		<b>0</b>	<b>1</b>	<b>3.86</b>	<b>3</b>	<b>1</b>	<b>0</b>	<b>0</b>	<b>0</b>	<b>7.0</b>	<b>10</b>	<b>3</b>	<b>3</b>	<b>2</b>	<b>1</b>	<b>3</b>	<b>1</b>	<b>4</b>	<b>0</b>	<b>0</b>

### WORLD BASEBALL CLASSIC RECORD

Year	Club	W	L	ERA	G	GS	CG	SHO	SV	IP	H	R	ER	HR	HB	BB	IBB	SO	WP	BK
2017	United States	0	0	5.06	2	1	0	0	0	5.1	5	3	3	1	1	3	0	1	1	0

### ROARK'S CAREER BESTS

**Low Hit Complete Game:** 3, April 26, 2014 vs. San Diego  
**Innings Pitched:** 9.0, April 26, 2014 vs. San Diego  
**Strikeouts:** 15, April 23, 2016 vs. Minnesota  
**Longest Winning Streak:** 7, August 10 to September 17, 2013  
**Longest Losing Streak:** 6, June 12 to July 13, 2018  
**Longest Scoreless Streak:** 18.0, April 16 to 26, 2014



**RIGHT-HANDED PITCHER**

**Height/Weight:** 5-11 / 240

**Birthdate:** March 18, 1977

**Birthplace/Resides:** Santo Domingo, Dominican Republic / Pembroke Pines, Florida

**Major League Service:** 15 years, 137 days

**Obtained:** Acquired from Minnesota for Dakota Chalmers, August 9, 2018

**Contract Status:** Second year of a two-year contract through 2019.

**Bats/Throws:** Right / Right

**Opening Day Age:** 42

**CAREER HIGHLIGHTS**

Begins his 17th season in the majors and is with his 10th different team (Detroit 1999-2009, Los Angeles-AL 2010-11, Tampa Bay 2012-13, Seattle 2014-15, Chicago-NL 2015, San Diego 2016, Miami 2016, Arizona 2017, Minnesota 2018 and Oakland 2018)...has saved 325 games, which is 18th most in Major League history and second among active pitchers (Kimbrel, 333)...his 896 games pitched rank 28th and are the most among active pitchers...is a three-time All-Star (Tampa Bay, 2012; Seattle, 2014; Miami, 2016)...has appeared in 14 postseason games in five seasons (2006, 13, 15, 17 and 18), including four games in the 2006 World Series for Detroit against St. Louis...led the majors with a Mariners record 48 saves in 2014...was named Comeback Player of the Year and Delivery Man of the Year in 2012 when he compiled a 0.60 ERA and set a Tampa Bay record with 48 saves...pitched for the Dominican Republic in the World Baseball Classic in 2006, 2013 and 2017...named to the WBC All-Tournament team after recording eight saves.

**2018 HIGHLIGHTS**

Saved a team-leading 25 games for Minnesota before he was traded to Oakland Aug. 9...went 1-1 with a 3.92 ERA in 22 relief appearances with the A's and was 4-3 with 25 saves and a 3.36 ERA in 68 relief appearances overall...ranked fifth in the American League in saves at the time of the trade and ended up tied for eighth...his 25 saves were seventh most in ML history by a pitcher 41 years old or greater and the games pitched tied for eighth...is one of five Major Leaguers to pitch in at least 60 games in each of the last seven seasons (Clippard, Robertson, Shaw, Watson)...had a .250 opponents batting average, which broke down to .185 (22-for-119) against left-handed hitters compared to .310 (40-for-129) against right-handers...surrendered five of his seven home runs to righties and had an .827 OPS against righties, .572 against lefties...allowed just 1-for-13 (7.7%) inherited runners to score...stranded all three of his inherited runners with Oakland...first batters faced hit .250 with a .338 on-base percentage...had seven blown saves, which tied for third most in the AL, and his save percentage of 78.1% was third lowest...five of the seven home runs he allowed were solo shots...opponents hit .211 with runners in scoring position, including .182 with RISP and two outs...then were 0-for-9 with two walks with the bases loaded...was 3-0, converted 16-of-17 saves and had a 1.59 ERA in 29 home games with the Twins...had a loss, a blown save and a 5.59 ERA in 11 appearances in the Coliseum...is now 4-0 with 19 saves, one blown save and a 1.25 ERA (5 er in 36.0 ip) in 38 career appearances at Target Field...has a 6.53 ERA (22 er in 30.1 ip) in 33 outings in the Coliseum...allowed a combined .338 opponents batting average and five of his seven home runs to the opponents three, four and five hitters compared to .213 against all other hitters in the order...did not allow a home run with two outs...opponents hit .149 with two strikes...had a 2.81 ERA and .226 opponents batting average in 43 games at night compared to a 4.37 ERA and .290 opponents batting average in 25 day games...logged a 1.39 ERA in 34 games on one or two days rest, a 5.34 ERA in his other 34 appearances...posted a 1.80 ERA in five interleague games...compiled a 0.95 ERA and

**MAJOR LEAGUE BASEBALL CAREER SAVES LEADERS**

1. Mariano Rivera	652
2. Trevor Hoffman	601
3. Lee Smith	478
4. Francisco Rodriguez	437
5. John Franco	424
6. Billy Wagner	422
7. Dennis Eckersley	390
8. Joe Nathan	377
9. Jonathan Papelbon	368
10. Jeff Reardon	367
11. Troy Percival	358
12. Randy Myers	347
13. Rollie Fingers	341
14. Craig Kimbrel	333
15. John Wetteland	330
16. Francisco Cordero	329
17. Roberto Hernandez	326
18. <b>Fernando Rodney</b>	<b>325</b>

converted 12-of-13 save opportunities in 20 games against the AL Central...opponents were 14-for-16 (87.5%) in stolen base attempts with him on the mound...the 14 steals were a career-high and tied for the most among AL relievers...did not commit an error in 10 chances and now has a 181-game errorless streak dating back to his last error on May 14, 2016.

**MINNESOTA:** Was charged with the loss in his Twins debut on March 29 at Baltimore...escaped a first and second, one-out situation in the 10th inning but then allowed a walk-off home run to Adams Jones to lead off the bottom of the 11th in a 3-2 loss...his first save came in outing number three against Seattle on April 5...was tagged with three blown saves over a four-game stretch from April 11 to 26 (12.00 ERA, .412 opponents batting average)...then converted each of his next 15 save chances over a 20-game stretch from April 28 to June 24...had a 1.37 ERA and .134 opponents batting average over that span...had a 10.1-inning scoreless streak from April 28 to May 28, which was his longest as a Twin...was 1-2 with three saves and three blown saves over his first nine games through the end of April...had a 5.87 ERA and .343 opponents batting average over that stretch...then converted each of his eight save opportunities in May while logging a 0.87 ERA and .143 opponents batting average in 10 games...tossed a season-high 1.1 innings May 28 at Kansas City...had his consecutive save streak end with blown saves in back-to-back appearances on June 28 at Chicago (AL) and July 2 at Milwaukee...posted a 5.11 ERA and .320 opponents batting average over a 13-game stretch from June 28 to July 27 and was 5-for-8 in saves...did not allow an earned run (5.0 ip) and converted each of his three saves over his final five games with the Twins.

**OAKLAND:** Was traded to Oakland on Aug. 9 for minor league pitcher Dakota Chalmers and did not allow a run in his first 11 games with the A's (11.0 ip)...held the opposition scoreless in his final three outings with the Twins for a 14.0-inning scoreless streak from Aug. 3 to 31...opponents went 9-for-48 (.188) over that span...allowed just one run in 15 appearances (15.0 ip) in August and it was unearned...then allowed at least one run in six of his 11 appearances in September...allowed nine runs on 14 hits and 10 walks in 9.2 innings for an 8.38 ERA, .333 opponents batting average and .462 on-base percentage...tossed a season-high tying 1.1 innings Sept. 4 against New York (AL), one of just two outings longer than one inning...took the last that day and had his lone blown save with the A's Sept. 8 against Texas in the eighth inning...walked a season-high three batters in 1.0 inning in his final outing Sept. 29 at Los Angeles (AL)...pitched in the Wild Card game on New York on Oct. 3...started the sixth inning with the A's trailing 2-0 and allowed back-to-back doubles to Judge and Hicks...was relieved by Treinen after a wild pitch and faced just the two batters.

## CAREER

**2017**—Signed by Arizona as free agent Dec. 2, 2016...his 39 saves were tied for third most in the National League with Corey Knebel behind Greg Holland (41) and Kenley Jansen (41), and the third-most in franchise history, behind Jose Valverde in 2007 (45) and J.J. Putz in 2011 (45)...held right-handed hitters to a .165 average with just four extra-base hits (three doubles, one homer)...opponents hit just .151 against his changeup, the best mark among NL relief pitchers and second best in baseball (Chris Devenski, .138)...his .154 opponent average after May 1 was second among NL relievers behind Carl Edwards Jr. (.144)...pitched in three games for the Dominican Republic at the 2017 World Baseball Classic, allowing one earned run in 3.1 innings pitched...held the opposition hitless in 29 at-bats in June, making him the fourth pitcher all-time to face 28-plus hitters in a single month and not allow a hit, joining Edwar Ramirez in June 2008 (37 BF), Bryan Harvey in August 1989 (33) and Sparky Lyle in April 1970 (29)...went 15-for-16 in save chances with a 0.00 ERA (19.1 IP) and a .035 opponent average in 20 games from May 1-July 1...recorded 20 saves in the first-half, fifth most in franchise history, behind Jose Valverde (26 in 2007), Byung-Hyun Kim (22 in 2002), J.J. Putz (21 in 2011) and Addison Reed (21 in 2014)...earned his 20th save in Arizona's 70th game, the second fastest to that mark in team history; Jose Valverde accomplished that feat in 58 games in 2007...recorded 12 saves in August, a Diamondbacks monthly record, surpassing J.J. Putz's 11 in May and August 2011...saved his 300th career game Sept. 22 vs. Miami, the 28th player in baseball history to do so.

**2016**—Signed with San Diego as free agent Feb. 2...began the season with 25 scoreless outings (25.2 ip) through June 21, the longest streak in Padres history to start a season...ranked third

among major league relievers in the first half with a .147 opponents average and fourth with a 1.04 ERA...named to his third All-Star Team...posted a 0.31 ERA and 17 saves in 28 games with San Diego before being traded to Miami on June 30 for RHP Chris Paddock...combined to go 2-4, with a 3.44 ERA and 25 saves in 67 games between the Padres and Marlins...ranked eighth in the National League in saves.

**2015**—Split his season between Seattle and Chicago-NL, going 7-5 with a 4.74 ERA and 16 saves in 68 games...began season with Seattle and went 2-3 with a 7.03 ERA and 14 saves in 17 opportunities over his first 25 games through June 10...posted a 3.16 ERA over his next 27 outings from June 11 to Aug. 16 before allowing four runs over his final two games before being designated for assignment Aug. 23...acquired by the Cubs Aug. 27 for a player to be named later or cash...went 2-0 with a 0.75 ERA and 15 strikeouts in 12.0 innings in 14 games for Chicago...appeared in two games in the postseason for the Cubs, allowing two runs in 1.2 innings...threw 0.2 scoreless innings in Game 4 of the NLDS vs. Cardinals before allowing two runs over 1.0 inning in the NLCS.

**2014**—Led all of Major League Baseball with 48 saves, posting a 2.85 ERA with 76 strikeouts against 28 walks over 69 relief appearances with Seattle...became the first Mariners pitcher to lead the Majors (or American League) in saves...named an AL All-Star for the second time in his career (also 2012)...recorded one walk and one strikeout in 0.1 innings in the game at Target Field in Minneapolis...broke the Mariners single-season saves record, passing the previous of 45 set by Kazuhiro Sasaki in 2001 on Sept. 18 at Los Angeles (AL) with his 46th save of the season...ranked second in the AL and third in the Majors with a 94.1 save percentage (48 of 51)...recorded his 200th career save on July 26 against Baltimore...converted 21 straight save opportunities from July 26 through the end of the season...also led the AL with 64 games finished, which tied for the second-most in Mariners history (J.J. Putz, 65 in 2007).

**2013**—Appeared in 68 games for Tampa Bay, his second straight season to appear in as many games after working in 76 games a year before...tallied 37 saves, becoming the first pitcher in Rays history with two seasons of 35-or-more saves...converted 18 consecutive save opportunities from May 29 to Aug. 4...pitched in three postseason games for Tampa Bay, going 1-0 with a 7.71 ERA...threw 1.0 scoreless inning with two strikeouts in the Wild Card game at Cleveland...appeared in two games in the ALDS vs. Boston, allowing two runs in 1.1 innings...served as closer for the World Baseball Classic champion Dominican Republic team, recording a save in all eight wins...was named to the WBC All-Tournament team.

**2012**—Spent his first season with Tampa Bay, signing as free agent February 25...allowed one earned run in first 23 appearances (23.2 ip)...named Major League Baseball's Comeback Player of the Year and Delivery Man of the Year after he set a then-major league record for a relief pitcher with a 0.60 ERA...finished fifth in the AL Cy Young voting, receiving 38 total points (1 first place vote)...named to the AL All-Star Team...set Tampa Bay record with a career-high 48 saves...joined Dennis Eckersley (48 saves, 0.61 ERA) in 1990 as the only pitchers in history to post 40 saves with an ERA under 1.00...led baseball with a 96.0 save percentage and ranked second in games (65) and saves...his 0.60 ERA was 0.98 better than the next closest AL reliever (Boston's Scott Atchison, 1.58), the largest lead by an AL relief pitcher since 1950 when Mickey McDermott (1.67) led Sam Zoldak (3.04) by 1.37.

**2011**—Spent his second and final season with Los Angeles (AL)...went 3-5 with a 4.50 ERA in 39 games with the Angels...tossed 32.0 innings, which were his fewest since 2003...held right-handed hitters to a .180 batting average...ranked second on the Angels staff in appearances through the end of May with 25 but appeared in just 14 games the rest of the year...was on the disabled list from June 9-July 22 with a strained back...pitched with Escobido in the Dominican Winter League.

**2010**—Spent his first season with Los Angeles (AL) after signing in the off-season...went 4-3 with a 4.24 ERA and 14 saves in 72 games...led the Angels in appearances and relief innings (68.0)...tied for eighth in American League in holds (21)...had a 13.1-inning scoreless streak from April 10-May 10, the longest by an Angels reliever in 2010.

**2009**—Spent his final season with Detroit...converted 37 of 38 saves (97.4%) for the Tigers, leading the baseball in save percentage...also led the AL in games finished (65)...converted his first 22 save opportunities of the season from April 11 to July 24, marking the longest such streak by a Tigers pitcher since Matt Anderson also converted 22 straight in 2001...suffered a 12-inning, 6-5 walk-off loss in Game 163 on Oct. 6 at Minnesota to decide the AL Central.

**2008**—Was limited to 38 games with Detroit after being placed on disabled list March 30-June 16 with right shoulder tendinitis...had a 3.83 ERA over his final 36 games...took over as closer for the final two months of the season...went 0-6 with a 4.91 ERA and 13 saves with Escobido in the Dominican Winter League.

**2007**—Appeared in 48 games for Detroit, missing time with two stints on the disabled list: May 21-June 4 with biceps tendinitis and June 24-Aug. 3 with shoulder tendinitis...logged a 2.63 ERA over his final 23 games.

**2006**—Spent his first full season in majors with Detroit...led the Tigers in games (63)...appeared in seven postseason games, recording one save with a 2.35 ERA and nine strikeouts in 7.2 innings...pitched three scoreless outings in the ALCS vs. Oakland (3.2 IP)...made four appearances in the World Series vs. St. Louis, allowing two earned runs in 4.0 innings pitched.

**2005**—Was limited to 39 games with Detroit after spending time on disabled the list from March 26-June 9 with right shoulder inflammation...finished the year with nine saves and a 2.86 ERA.

**2004**—Missed the entire season after undergoing ulnar collateral ligament reconstruction surgery on his right elbow April 29...the surgery was performed by Dr. James Andrews.

**2003**—Spent the majority of the season with Triple-A Toledo...ranked seventh among minor league relievers with 12.84 strikeouts per nine innings and 10th with a .162 opponents average...appeared in 27 games in two stints with the Tigers...earned first major league save Sept. 2 against Cleveland...was rated as having the best fastball and named the best reliever in the International League by *Baseball America*...also named a Topps Triple-A All-Star and to *Baseball America's* Minor League and Triple-A All-Star teams following the season.

**2002**—Began season with Double-A Erie...was promoted to Triple-A Toledo June 19, going 1-1 with a 0.81 ERA in 20 games...recalled May 3 and made major league debut May 4 at Minnesota, allowing one unearned run in 1.1 innings and was dealt the loss...had four stints with Tigers, going 1-3 with a 6.00 ERA in 20 games...earned his first career win July 13 vs. Chicago-AL.

**2001**—Went 4-2 with a 3.45 ERA in 21 games (10 starts) between the GCL Tigers, Single-A Lakeland and Double-A Erie...was on the disabled list twice: May 22-July 2 with a right forearm strain and July 13-Aug. 1 with a strained left hamstring.

**2000**—Spent the entire season with Single-A West Michigan, going 6-4 with a 2.94 ERA in 22 games (10 starts)...was on the disabled list from Aug. 14 through the end of season with a strained right shoulder.

**1999**—Split the season between the GCL Tigers and Single-A Lakeland (Detroit), combining to post a 2.23 ERA in 26 games...was named fifth-best prospect in the GCL by *Baseball America*.

## PERSONAL/MISCELLANEOUS

Fernando Rodney was originally signed by Detroit scout Ramon Pena...has six children: Fernando Jr., Gavin, Jaden, Ferna, Emma and Jennessy...traveled to South Korea prior to the 2014 season on a goodwill trip visiting Little League teams and putting on baseball clinics...wears his hat tilted to the left for a variety of reasons, mostly in memory of his father, Ulise, who was a fisherman and wore his hat sideways to block the sun while he worked...he also cites deception to the hitter and baserunners for his hat positioning, as well as having a little fun...began his bow-and-arrow save celebration on April 16, 2012 when playing for the Tampa Bay Rays...he says he doesn't know where the idea came from, it's "just something after the last out. Out 27. You know the game



is over. I shoot the moon. I shoot the arrow, just to let them know game over.”...became a U.S. Citizen on May 1, 2017 in Miami, FL.

### LIFETIME PITCHING RECORD

Year	Club	W	L	ERA	G	GS	CG	SHO	SV	IP	H	R	ER	HR	HB	BB	IBB	SO	WP	BK	
1999	GCL Tigers	3	3	2.40	22	0	0	0	9	30.0	20	8	8	1	3	21	0	39	1	1	
	Lakeland	1	0	1.42	4	0	0	0	2	6.1	7	1	1	0	1	1	0	5	0	0	
2000	West Michigan	6	4	2.94	22	10	0	0	0	82.2	74	34	27	2	2	35	0	56	3	0	
2001	Erie	0	0	4.26	4	0	0	0	1	6.1	7	3	3	1	2	3	0	8	0	0	
	GCL Tigers	0	0	0.00	1	1	0	0	0	1.0	0	0	0	0	0	1	0	1	0	0	
2002	Lakeland	4	2	3.42	16	9	0	0	0	55.1	53	26	21	2	1	19	1	44	1	1	
	Erie	1	0	1.33	21	0	0	0	11	20.1	14	4	3	0	0	5	0	18	3	0	
2003	Toledo	1	1	0.81	20	0	0	0	4	22.1	13	4	2	1	1	9	0	25	2	2	
	DETROIT	1	3	6.00	20	0	0	0	0	18.0	25	15	12	2	0	10	2	10	0	1	
2004	Toledo	1	1	1.33	38	0	0	0	23	40.2	22	6	6	0	4	13	0	58	3	0	
	DETROIT	1	3	6.07	27	0	0	0	3	29.2	35	20	20	2	1	17	1	33	0	0	
2005	DETROIT	(Injured – did not pitch)																			
2006	Toledo	0	0	3.00	3	0	0	0	0	3.0	2	1	1	0	2	1	0	4	0	0	
	DETROIT	2	3	2.86	39	0	0	0	9	44.0	39	14	14	5	2	17	3	42	2	0	
2007	DETROIT	7	4	3.52	63	0	0	0	7	71.2	51	36	28	6	8	34	4	65	3	0	
	Toledo	0	0	0.00	4	0	0	0	0	3.0	4	0	0	0	0	2	0	4	0	0	
2008	DETROIT	2	6	4.26	48	0	0	0	1	50.2	46	27	24	5	3	21	0	54	4	0	
	Toledo	1	0	6.75	4	0	0	0	0	5.1	3	4	4	1	1	5	0	8	1	0	
2009	DETROIT	0	6	4.91	38	0	0	0	13	40.1	34	22	22	3	3	30	5	49	3	0	
	DETROIT	2	5	4.40	73	0	0	0	37	75.2	70	38	37	8	2	41	4	61	5	0	
2010	LOS ANGELES (AL)	4	3	4.24	72	0	0	0	14	68.0	70	33	32	4	5	35	1	53	4	0	
	Inland Empire	0	0	9.00	2	1	0	0	0	2.0	2	2	2	0	0	1	0	3	0	0	
2011	LOS ANGELES (AL)	3	5	4.50	39	0	0	0	3	32.0	26	18	16	1	3	28	0	26	2	0	
	TAMPA BAY	2	2	0.60	76	0	0	0	48	74.2	43	9	5	2	3	15	1	76	4	0	
2012	TAMPA BAY	5	4	3.38	68	0	0	0	37	66.2	53	27	25	3	1	36	3	82	4	1	
	SEATTLE	1	6	2.85	69	0	0	0	48	66.1	61	24	21	3	3	28	3	76	4	0	
2013	SEATTLE	5	5	5.68	54	0	0	0	16	50.2	51	32	32	8	5	25	3	43	5	0	
	CHICAGO (NL)	2	0	0.75	14	0	0	0	0	12.0	8	4	1	1	3	4	0	15	1	0	
2014	SAN DIEGO	0	1	0.31	28	0	0	0	17	28.2	13	2	1	0	2	12	0	33	1	1	
	MIAMI	2	3	5.89	39	0	0	0	8	36.2	41	25	24	5	3	25	3	41	4	0	
2015	ARIZONA	5	4	4.23	61	0	0	0	39	55.1	40	29	26	3	2	26	3	65	7	0	
	MINNESOTA	3	2	3.09	46	0	0	0	25	43.2	42	18	15	5	2	19	1	50	2	0	
2016	OAKLAND	1	1	3.92	22	0	0	0	0	20.2	20	9	9	2	1	13	0	20	4	0	
	AL Totals	39	58	3.70	754	0	0	0	261	752.2	666	342	312	59	42	369	17	740	46	2	
2017	NL Totals	9	8	3.53	142	0	0	0	64	132.2	102	60	52	9	10	67	6	154	13	1	
	ML Totals	48	66	3.70	896	0	0	0	325	885.1	768	402	364	68	52	436	23	894	59	3	

2019 ATHLETICS

### CAREER TRANSACTIONS

**1997** — Signed by the Detroit Tigers as a non-drafted free agent, Nov. 11. **2004** — On the disabled list, March 26 to Nov. 18. **2005** — On the disabled list, March 29 to June 8; included rehabilitation assignment to Toledo, June 3 to 8. **2007** — On the disabled list, May 21 to June 4. On the disabled list, June 24 to Aug. 3; included rehabilitation assignment to Toledo, July 27 to Aug. 3. **2008** — On the disabled list, March 30 to June 15; included rehabilitation assignment to Toledo, June 3 to 15. **2009** — On the suspended list, Sept. 14 to 15. Elected free agency, Nov. 5; signed by the Los Angeles Angels, Dec. 24. **2011** — On the disabled list, June 9 to July 21; included rehabilitation assignment to Inland Empire, July 16 to 20. Elected free agency, Oct. 30. **2012** — Signed by the Tampa Bay Rays, Jan. 5. **2013** — Elected free agency, Oct. 31. **2014** — Signed by the Seattle Mariners, Feb. 13. **2015** — Traded to the Chicago Cubs for a player to be named later or cash, Aug. 27. Elected free agency, Nov. 2. **2016** — Signed by the San Diego Padres, Feb. 25. Traded to the Miami Marlins for minor league pitcher Chris Paddack, June 30. Elected free agency, Nov. 3; signed by the Arizona Diamondbacks, Dec. 9. **2017** — Elected free agency, Nov. 2; signed by the Minnesota Twins, December 19. **2018** — Traded to the Oakland Athletics for minor league pitcher Dakota Chalmers, Aug. 9.

### WILD CARD RECORD

Year	Club/Opp.	W	L	ERA	G	GS	CG	SHO	SV	IP	H	R	ER	HR	HB	BB	IBB	SO	WP	BK
2013	TB vs. CLE	0	0	0.00	1	0	0	0	0	1.0	0	0	0	0	0	0	0	2	0	0
2017	ARI vs. COL	0	0	9.00	1	0	0	0	0	1.0	2	1	1	0	0	0	0	2	0	0
2018	OAK vs. NYY	0	0	INF	1	0	0	0	0	0.0	2	2	2	0	0	0	0	0	1	0
<b>Totals</b>		<b>0</b>	<b>0</b>	<b>13.50</b>	<b>3</b>	<b>0</b>	<b>0</b>	<b>0</b>	<b>0</b>	<b>2.0</b>	<b>4</b>	<b>3</b>	<b>3</b>	<b>0</b>	<b>0</b>	<b>0</b>	<b>0</b>	<b>4</b>	<b>1</b>	<b>0</b>

### DIVISION SERIES RECORD

Year	Club/Opp.	W	L	ERA	G	GS	CG	SHO	SV	IP	H	R	ER	HR	HB	BB	IBB	SO	WP	BK
2013	TB vs. BOS	1	0	13.50	2	0	0	0	0	1.1	1	2	2	0	1	3	0	2	1	0
2015	CHI vs. STL	0	0	0.00	1	0	0	0	0	0.2	0	0	0	0	0	1	0	1	0	0
<b>Totals</b>		<b>1</b>	<b>0</b>	<b>9.00</b>	<b>3</b>	<b>0</b>	<b>0</b>	<b>0</b>	<b>0</b>	<b>2.0</b>	<b>1</b>	<b>2</b>	<b>2</b>	<b>0</b>	<b>1</b>	<b>4</b>	<b>0</b>	<b>3</b>	<b>1</b>	<b>0</b>

### LEAGUE CHAMPIONSHIP SERIES RECORD

Year	Club/Opp.	W	L	ERA	G	GS	CG	SHO	SV	IP	H	R	ER	HR	HB	BB	IBB	SO	WP	BK
2006	DET vs. OAK	0	0	0.00	3	0	0	0	0	3.2	1	0	0	0	0	1	0	4	0	0
2015	CHI vs. NYM	0	0	18.00	1	0	0	0	0	1.0	1	2	2	1	0	1	0	2	0	0
<b>Totals</b>		<b>0</b>	<b>0</b>	<b>3.86</b>	<b>4</b>	<b>0</b>	<b>0</b>	<b>0</b>	<b>0</b>	<b>4.2</b>	<b>2</b>	<b>2</b>	<b>2</b>	<b>1</b>	<b>0</b>	<b>2</b>	<b>0</b>	<b>6</b>	<b>0</b>	<b>0</b>

### WORLD SERIES RECORD

Year	Club/Opp.	W	L	ERA	G	GS	CG	SHO	SV	IP	H	R	ER	HR	HB	BB	IBB	SO	WP	BK
2006	DET vs. STL	0	0	4.50	4	0	0	0	0	4.0	5	4	2	0	0	4	1	5	0	0

### ALL-STAR GAME RECORD

Year	Club/Site	W	L	ERA	G	GS	CG	SHO	SV	IP	H	R	ER	HR	HB	BB	IBB	SO	WP	BK
2012	AL/K.C.	0	0	0.00	1	0	0	0	0	1.0	0	0	0	0	0	0	0	0	0	0
2014	AL/Min.	0	0	0.00	1	0	0	0	0	0.1	0	0	0	0	0	1	0	1	0	0
2016	NL/S.D.	0	0	0.00	1	0	0	0	0	0.2	0	0	0	0	0	0	0	1	0	0
<b>Totals</b>		<b>0</b>	<b>0</b>	<b>0.00</b>	<b>3</b>	<b>0</b>	<b>0</b>	<b>0</b>	<b>0</b>	<b>2.0</b>	<b>0</b>	<b>0</b>	<b>0</b>	<b>0</b>	<b>0</b>	<b>1</b>	<b>0</b>	<b>2</b>	<b>0</b>	<b>0</b>

### WORLD BASEBALL CLASSIC RECORD

Year	Club	W	L	ERA	G	GS	CG	SHO	SV	IP	H	R	ER	HR	HB	BB	IBB	SO	WP	BK
2006	Dominican Republic	0	0	0.00	4	0	0	0	1	4.2	2	0	0	0	0	3	1	7	0	0
2013	Dominican Republic	0	0	0.00	8	0	0	0	7	7.1	1	0	0	0	0	3	0	8	0	0
2017	Dominican Republic	0	0	2.70	3	0	0	0	0	3.1	2	1	1	1	0	0	0	4	0	0
<b>Totals</b>		<b>0</b>	<b>0</b>	<b>0.59</b>	<b>15</b>	<b>0</b>	<b>0</b>	<b>0</b>	<b>8</b>	<b>15.1</b>	<b>5</b>	<b>1</b>	<b>1</b>	<b>1</b>	<b>0</b>	<b>6</b>	<b>1</b>	<b>19</b>	<b>0</b>	<b>0</b>

### RODNEY'S CAREER BESTS

Low Hit Complete Game: None

Innings Pitched: 3.0 (six times), last: October 6, 2009 at Minnesota


Strikeouts: 7, July 15, 2005 vs. Kansas City

Pitches: 39, July 1, 2005 vs. Kansas City

Longest Winning Streak: 4, April 10 to May 30, 2010

Longest Losing Streak: 9, Sept. 29, 2007 to July 6, 2009

Longest Scoreless Streak: 25.2, April 16 to June 21, 2016

**RIGHT-HANDED PITCHER****Height/Weight:** 6-0 / 202**Bats/Throws:** Right / Right**Birthdate:** April 23, 1994**Opening Day Age:** 24**Birthplace/Resides:** Manuel Tames, Cuba / Miami, Florida**Major League Service:** None**Obtained:** Signed as a non-drafted free agent, February 1, 2017**Contract Status:** First year of a one-year contract through 2019**NON-ROSTER INVITEE****CAREER HIGHLIGHTS**

Was signed by the A's as a non-drafted free agent Feb. 1, 2017 after going 9-7 with nine saves and a 4.80 ERA in 46 games, including 10 starts, over four seasons with Guantanamo in Cuba's Serie Nacional...is 5-4 with 14 saves and a 4.27 ERA (43 er in 90.2 ip) in 58 games, including five starts, in two seasons in the A's farm system...was named to the California League Midseason All-Star Team in 2018...pitched for Mesa in the Arizona Fall League in 2017.

**2018 HIGHLIGHTS**

Started the year at Single-A Stockton and was 1-2 with 13 saves and a 1.84 ERA in 22 relief appearances when he was promoted to Double-A Midland June 13...was 1-1 with a save and a 6.00 ERA in 22 outings for the RockHounds and combined with both clubs to go 2-3 with 14 saves and a 3.94 ERA in 44 relief appearances overall in his second professional season...struck out 66 batters in 59.1 innings, an average of 10.01 per nine innings...was leading the California League in saves at the time of his promotion and ended up tying for third despite spending half of the season at Midland...tied for third in the A's farm system in saves...converted 13-of-14 (92.9%) save opportunities with Stockton and was 14-for-19 (73.7%) overall...was named to the Cal League Midseason All-Star Game but did not play due to his promotion...allowed a .252 opponents batting average, which broke down to .223 (33-for-148) against right-handed hitters compared to .311 (23-for-74) against left-handers...yielded a .219 batting average with the bases empty, .298 with five of his seven home runs with runners on base...allowed 5-of-12 (41.7%) inherited runners to score...logged a 0.77 ERA and converted each of his five save opportunities in eight day games...had a 4.72 ERA in 36 contests at night...posted a 0.71 ERA in eight home games with Stockton...tossed at least one inning in 37 of his 44 appearances and at least two innings 15 times.

**MINORS:** Tossed 2.0 scoreless innings for the save in his first outing April 7 against Lake Elsinore...it was his first of five two-inning saves...struck out a season-high four batters on April 20 against Visalia (also July 5 at Tulsa and Aug. 4 against San Antonio...posted a 1.20 ERA and .125 opponents batting average in nine outings in April and converted each of his six save opportunities...then had a 1.80 ERA, .216 opponents average and five saves in nine games in May...had a season-high 7.1-inning scoreless streak from May 14 to 30...walked his first batter of the season May 22 at Rancho Cucamonga, snapping a season-opening 14-game, 21.2-inning streak without a walk...had a 1.44 ERA in 18 games through the end of May...then allowed one run in each of his final four outings with Stockton (4.15 ERA)...issued a season-high two walks June 5 at San Jose, his first of three games with more than one walk...was transferred to Midland June 13...surrendered a season-high five hits in 2.0 innings June 20 against Frisco...yielded a season-high six runs on four hits and a walk in 0.1 innings for the blown save and loss on July 2 against Springfield...that game him a 10.80 ERA over his first six games with the RockHounds...did not allow a run in five of his next six outings (2.45 ERA), but then allowed seven runs in 1.2 innings in his final two appearances of July...had a 13.50 ERA and .364 opponents batting average in nine games in July...then went 1-0 with a save, a 1.88 ERA and .188 opponents average over his final eight appearances...tossed a season-high 3.0 innings and picked up the win Aug. 29 against San Antonio.

## CAREER

**2017**—Pitched for four different teams in the A's farm system and was a combined 3-1 with a 4.88 ERA in 14 games, including five starts, with the A's affiliates in the Dominican Summer League and Arizona Rookie League and their Single-A clubs at Beloit and Stockton...struck out 42 batters in 31.1 innings, an average of 12.06 per nine innings...allowed a .256 opponents batting average, including .229 against right-handed hitters compared to .294 against left-handers...yielded a .214 average to batters leading off an inning...opponents hit .221 with the bases empty, .308 with runners on...however, they hit just .179 with runners in scoring position and were 1-for-12 (.083) with RISP and two outs...made two appearances with the A's Dominican club and did not allow a run in 3.0 innings before he was brought to the United States June 21...made one relief appearance in the Arizona Rookie League (4.50 ERA) and was transferred to Single-A Beloit June 27...made three starts for the Snappers and had no decisions and a 2.25 ERA before he was sent to Single-A Stockton July 17...compiled a 3-1 record and a 6.87 ERA in eight games, one start, with the Ports...was placed on the disabled list Aug. 31 with a strained left groin and missed the remainder of the season...struck out a season-high five June 20 against the DSL Dodgers...tossed a season-high 3.1 innings July 23 against Modesto...pitched for Mesa in the Arizona Fall League following the season and went 1-0 with a 7.59 ERA in nine relief appearances.

## PERSONAL/MISCELLANEOUS

Luis Miguel Romero (Mansfarroll) was originally signed by A's scout JC De La Cruz...spent four seasons with Guantanamo in the Cuba's Serie Nacional and was 9-7 with nine saves and a 4.80 ERA in 46 games, including 10 starts.

### LIFETIME PITCHING RECORD

Year	Club	W	L	ERA	G	GS	CG	SHO	SV	IP	H	R	ER	HR	HB	BB	IBB	SO	WP	BK
2013	Guantanamo (Cuba)	2	3	5.03	18	9	0	0	0	62.2	61	36	35	4	8	36	2	35	1	2
2014	Guantanamo (Cuba)	0	1	6.14	3	1	0	0	0	7.1	9	8	5	1	2	3	0	4	1	2
2015	Guantanamo (Cuba)	0	1	10.13	5	0	0	0	1	5.1	9	9	6	1	1	5	3	9	0	0
2016	Guantanamo (Cuba)	7	2	3.31	20	0	0	0	8	35.1	34	17	13	1	0	16	6	23	4	0
2017	DSL Athletics	0	0	0.00	2	1	0	0	0	3.0	0	0	0	0	0	0	0	7	0	0
	AZL Athletics	0	0	4.50	1	0	0	0	0	2.0	3	1	1	0	0	0	0	3	2	0
	Beloit	0	0	2.25	3	3	0	0	0	8.0	6	2	2	0	1	2	0	7	0	0
	Stockton	3	1	6.87	8	1	0	0	0	18.1	22	16	14	4	3	9	0	25	0	0
2018	Stockton	1	2	1.84	22	0	0	0	13	29.1	21	9	6	3	1	5	1	33	1	0
	Midland	1	1	6.00	22	0	0	0	1	30.0	35	25	20	4	2	12	1	33	3	0
	<b>Minor League Totals</b>	<b>5</b>	<b>4</b>	<b>4.27</b>	<b>58</b>	<b>5</b>	<b>0</b>	<b>0</b>	<b>14</b>	<b>90.2</b>	<b>87</b>	<b>53</b>	<b>43</b>	<b>11</b>	<b>7</b>	<b>28</b>	<b>2</b>	<b>108</b>	<b>6</b>	<b>0</b>
	<b>Cuba Totals</b>	<b>9</b>	<b>7</b>	<b>4.80</b>	<b>46</b>	<b>10</b>	<b>0</b>	<b>0</b>	<b>9</b>	<b>110.2</b>	<b>113</b>	<b>70</b>	<b>59</b>	<b>7</b>	<b>11</b>	<b>60</b>	<b>11</b>	<b>71</b>	<b>6</b>	<b>4</b>

### CAREER TRANSACTIONS

**2017** — Signed by the Oakland Athletics as a non-drafted free agent, February 1.



**RIGHT-HANDED PITCHER**

**Height/Weight:** 5-10 / 180

**Bats/Throws:** Right / Right

**Birthdate:** March 15, 1994

**Opening Day Age:** 25

**Birthplace/Resides:** Havana, Cuba / Springs, Texas

**Major League Service:** None

**Obtained:** Signed as a non-drafted free agent, December 22, 2016

**Contract Status:** First year of a one-year contract through 2019

**NON-ROSTER INVITEE**

**CAREER HIGHLIGHTS**

Was signed by the A's as a non-drafted free agent Dec. 22, 2016 after going 24-17 with a 2.55 ERA in 60 games, including 55 starts, in three seasons in Cuba's Serie Nacional...is 11-12 with a 4.73 ERA (101 er in 192.0 ip) in 37 games, including 36 starts, in two seasons in the A's farm system.

**2018 HIGHLIGHTS**

Made his Double-A and Triple-A debut in his second professional season...spent most of the year at Midland where he was 5-9 with a 4.69 ERA in 21 starts...also had a 2½-week mid-season stay with Nashville where he was 1-1 with a 6.75 ERA in three games, including two starts...combined with both clubs to go 6-10 with a 4.89 ERA in 24 games, including 23 starts...tied for third in the Texas League in fewest walks per nine innings (2.53), tied for fourth in innings pitched (121.0), ranked fifth in ERA and tied for eighth in games started...tied for ninth in the A's farm system in innings pitched (134.1)...allowed a .300 opponents batting average, including .288 (88-for-306) against right-handed hitters compared to .317 (69-for-218) against left-handers...surrendered 15 home runs, 12 of which came with runners on base...10 came at home while pitching for Midland...yielded a .290 batting average with runners in scoring position, but that dropped to .193 with RISP and two outs...had a 6.11 ERA in the first and second innings, a 3.55 ERA in innings three through five and a 6.04 ERA from the sixth inning on.

**MINORS:** Allowed a season-high eight runs on seven hits in a season-low 1.2 innings for the loss in his first start on April 8 against Tulsa...then yielded just one run over his next three starts from April 14 to 26, going 2-0 with a 0.52 ERA and a .169 opponents batting average...that was his only winning streak of the season...lost each of his next four starts and went 1-4 with a 5.83 ERA and .388 opponents batting average in five starts in May...that included a season-high 11 hits on May 2 against Corpus Christi (6.2 ip) and May 27 at Northwest Arkansas (5.2 ip)...had a season-high 107 pitches in the former contest...struck out a season-high six batters May 21 against San Antonio...it was his first of four six-strikeout games...tossed a season-high 7.2 innings June 2 against Northwest Arkansas and allowed just two runs but had a no decision in a 3-2, 11-inning loss...was 3-5 with a 4.26 ERA in 13 starts when he was promoted to Nashville June 25...had a no decision and a loss in his first two starts...then pitched in relief on July 7 against Iowa in a game started by a rehabbing Trevor Cahill...allowed one run in 3.0 innings for the win in the Sounds 5-3 victory...was sent back to Midland July 12...went 0-2 with a 7.50 ERA in two starts before he was placed on the disabled list July 22 with a strained right rotator cuff...was reinstated Aug. 1...tossed a complete game in a 4-3 loss in a seven-inning contests at Northwest Arkansas on Aug. 8...allowed four runs on seven hits and no walks while striking out three in 6.0 innings...combined on an eight-hit shutout in a 5-0 win over Northwest Arkansas on Aug. 14...tossed 7.0 innings and allowed seven of the hits while walking three and striking out five...his effort earned him Texas League Pitcher of the Week honors for the week of Aug. 13-19...walked a season-high four batters in 4.0 innings Aug. 27 at Frisco.

**CAREER**

**2017**—Pitched for three different teams in the Oakland farm system and was a combined 5-2 with a 4.37 ERA in 13 games, all starts, with the A's affiliates in the Dominican Summer League and Arizona Rookie League and Single-A Stockton...allowed a .270 batting average, which broke

down to .224 against right-handed hitters compared to .327 against left-handers...opponents hit .309 with runners in scoring position, but that dropped to .158 with RISP and two outs...began the year in the Dominican Republic and went 2-0 with a 0.47 ERA in four starts...did not allow a run in his first two starts (9.0 ip)...came to the United States on June 21...made one start with the A's club in the Arizona Rookie League on June 26 at the Dodgers and took the loss (4.0 ip, 5 h, 5 r, 5 er, 2 bb, 4 so, 11.25 ERA)...was transferred to Stockton June 27 and went 3-1 with a 5.71 ERA in eight starts with the Ports...had a three-game winning streak from July 7 to Aug. 10...compiled a 3.25 ERA during the streak, which spanned six starts...tossed a season-high 6.0 innings and picked up the win in back-to-back starts on July 7 at Lancaster and July 13 against Inland Empire...struck out a season-high eight in the latter contest...was suspended by the league from July 25 to Aug. 3 for illegal equipment...was placed on the disabled list Aug. 18 with a strained right elbow and missed the remainder of the season.

## PERSONAL/MISCELLANEOUS

Norge Luis Ruiz (Loyola) was originally signed by JC De La Cruz...ranked sixth in Cuba's Series Nacional in 2012-13 with a 1.97 ERA...was just 18 years old...led the league in strikeouts (94) the following year, ranked second in innings (145.0), tied for second in starts (21) and tied for ninth in wins (8).

### LIFETIME PITCHING RECORD

Year	Club	W	L	ERA	G	GS	CG	SHO	SV	IP	H	R	ER	HR	HB	BB	IBB	SO	WP	BK
2013	Camaguey/Sanchi Spiritus (Cuba)	9	4	1.97	21	17	1	1	0	119.0	98	32	26	5	6	41	6	70	5	0
2014	Camaguey/Holguin (Cuba)	8	7	2.48	21	21	2	1	0	145.0	117	50	40	5	13	46	4	94	5	0
2015	Camaguey (Cuba)	4	2	2.37	10	9	0	0	0	64.2	62	19	17	3	1	18	1	49	0	0
	Holguin (Cuba)	3	4	4.53	8	8	0	0	0	45.2	51	27	23	2	0	25	3	36	5	0
2017	DSL Athletics	2	0	0.47	4	4	0	0	0	19.0	9	1	1	0	0	1	0	14	0	0
	AZL Athletics	0	1	11.25	1	1	0	0	0	4.0	5	5	5	0	0	2	0	4	0	0
	Stockton	3	1	5.71	8	8	0	0	0	34.2	47	26	22	4	2	12	0	24	2	0
2018	Midland	5	9	4.69	21	21	1	0	0	121.0	142	66	63	12	10	34	0	76	10	2
	Nashville	1	1	6.75	3	2	0	0	0	13.1	15	11	10	3	0	4	0	10	0	0
<b>Minor League Totals</b>		<b>11</b>	<b>12</b>	<b>4.73</b>	<b>37</b>	<b>36</b>	<b>1</b>	<b>0</b>	<b>0</b>	<b>192.0</b>	<b>218</b>	<b>109</b>	<b>101</b>	<b>19</b>	<b>12</b>	<b>53</b>	<b>0</b>	<b>128</b>	<b>12</b>	<b>2</b>
<b>Cuba Totals</b>		<b>24</b>	<b>17</b>	<b>2.55</b>	<b>60</b>	<b>55</b>	<b>3</b>	<b>2</b>	<b>0</b>	<b>374.1</b>	<b>328</b>	<b>128</b>	<b>106</b>	<b>15</b>	<b>20</b>	<b>130</b>	<b>14</b>	<b>249</b>	<b>15</b>	<b>0</b>

### CAREER TRANSACTIONS

**2016** — Signed by the Oakland Athletics as a non-drafted free agent, December 22.

**RIGHT-HANDED PITCHER****Height/Weight:** 6-3 / 238**Bats/Throws:** Right / Right**Birthdate:** December 21, 1985**Opening Day Age:** 33**Birthplace/Resides:** Oak Park, Illinois / Park Ridge, Illinois**Major League Service:** 2 years, 53 days**Obtained:** Signed to a minor league contract, November 14, 2018**Contract Status:** First year of a one-year contract through 2019**NON-ROSTER INVITEE****CAREER HIGHLIGHTS**

Is 3-6 with a 5.40 ERA in 78 games over three seasons in the majors with the Chicago Cubs (2010, 14-15)...is also 21-31 with 133 saves and a 2.97 ERA (160 er in 485.0 ip) in 405 career appearances, all in relief in 10 minor league seasons...pitched for Seibu in Japan in 2017...saw his most extensive Major League action with the Cubs in 2014 when he compiled a 4.15 ERA in 61 relief appearances...missed the entire 2011 season with an elbow injury...was originally drafted by the Angeles in the 34th round in 2005 but did not sign...drafted by the Phillies in 16th round in 2007 and was traded to the Cubs Aug. 7, 2008...has also pitched in the Rockies and Dodgers farm systems.

**2018 HIGHLIGHTS**

Spent the entire season at Triple-A Oklahoma City in the Los Angeles Dodgers organization where he went 7-2 with 21 saves and a 3.36 ERA in 58 relief appearances...surrendered just two home runs in 67.0 innings...the seven wins are his best as a minor leaguer and he had his fourth season with 20 or more saves...led the Pacific Coast League in games pitched and ranked second in saves...tied for ninth among all minor leaguers in saves...led the Los Angeles farm system in saves and was named a Dodgers organization All-Star by milb.com...converted 21-of-25 (84.0%) save opportunities...allowed a .256 opponents batting average, including .226 (36-for-159) against right-handed hitters compared to .303 (30-for-99) against left-handers...yielded a .220 batting average with runners in scoring position...opponents hit .296 with a .387 on-base percentage when leading off an inning...allowed 3-of-15 (20.0%) inherited runners to score...compiled a 2.70 ERA in 35 games before the All-Star Break, a 4.56 ERA in 23 games after the break...posted a 2.43 ERA in 31 games at home, a 4.28 ERA in 27 contests on the road...tossed at least one inning in 52 of his 58 appearances.

**OKLAHOMA CITY:** Did not allow a run in 11 of 12 games from April 12 to May 10...had eight saves, a 0.75 ERA and a .186 opponents batting average over that stretch...posted a 1.69 ERA in 10 appearances in April...logged a 4.76 ERA over a 13-game span from May 14 to June 15 and converted his only save opportunity...had a 42-game, 50.1-inning homerless streak from May 18 to Sept. 1...tossed a season-high 2.0 innings May 20 against Nashville, his first of eight outings of two innings...allowed a season-high four hits May 24 at Memphis (also June 23 at Omaha)...stranded each of his final 11 inherited runners beginning June 6...struck out a season-high three batters in 2.0 innings June 9 at Fresno...finished June with a 1.96 ERA in 12 appearances...went 2-0 with four saves over a six-game stretch from July 7 to 24...walked a season-high three batters July 17 at New Orleans...surrendered a season-high five runs in 0.1 innings Aug. 11 against Memphis...compiled a season-high 6.2-inning scoreless streak from Aug. 14 to 26...had a loss and a blown save in two postseason appearances for the Dodgers (1.0 ip, 5 h, 3 r, 3 er, 27.00 ERA).

**CAREER**

**2017**—Spent the season with the Saitama Seibu Lions of the Nippon Professional Baseball League and went 1-5 with a 2.83 ERA in 64 relief appearances...allowed just one home run over 63.2 innings of relief...struck out 23 batters against 29 walks.

**2016**—Spent the entire season at Triple-A Albuquerque where he was 1-2 with eight saves and a 3.64 ERA in 36 relief appearances...struck out 43 batters in 42.0 innings (9.21 per nine innings)...surrendered just two home runs (0.43 per nine innings)...had a .266 opponents batting average, which broke down to .225 against left-handed hitters compared to .299 against right-handers...opponents hit .343 with runners in scoring position...converted 8-of-11 (72.7%) save opportunities...allowed 3-of-5 (60.0%) inherited runners to score...logged a 1.99 ERA in 20 games on the road...seven of his eight saves came after the All-Star Break...tossed at least one inning in 34 of his 36 appearances, including a season high 2.0 innings five times...did not allow a run over his first four games (6.1 ip) before going on the disabled list April 18 with a strained left oblique...was reinstated from the DL June 4...had a 10-game, 10.1-inning scoreless streak from June 22 to July 17...opponents went 5-for-33 (.152) over that stretch...struck out in his only at bat Aug. 10 against Las Vegas...did not allow a run in seven of his final eight outings beginning Aug. 18 (1.93 ERA).

**2015**—Spent the majority of the season at Triple-A, but did have three separate Major League stints with the Chicago Cubs...was 1-2 with a 7.36 ERA in 10 relief appearances over April, May and June...was scored upon in four of his 10 appearances...earned his lone win of the year in his final appearance of 2015 June 14 vs. Cincinnati, 2-1, securing the final two outs in the 11th inning...lost twice, April 17 vs. San Diego and April 23 at Pittsburgh...made a team-high 45 appearances for Triple-A Iowa, allowing only eight earned runs in 44.2 innings with an organization-high 23 saves in 27 opportunities...was 2-3 with a 1.61 ERA allowing only one home run at Triple A...scored upon once over 18 games for Iowa in May and June (21.0 ip, 2 er)...had eight scoreless appearances in June (10.2 ip)...notched a 19.2-scoreless inning streak over 21 games from May 28-July 23...was 2-0 with 10 saves and an 0.69 ERA the first half, 0-3 with 13 saves and a 2.89 ERA the second...was designated for assignment Aug. 27 and outrighted to Iowa, Sept. 1.

**2014**—Broke camp with the Cubs and spent a majority of the year with the club...went 2-3 with a 4.15 ERA and 12 holds in 61 games...was his first Major League action since making seven relief outings for Chicago in 2010...retired 43 of 61 first batters faced...stranded 25 of 40 inherited runners...allowed just two home runs in 242 batters faced...had a 2.98 ERA in 43 games prior to the All-Star Break...tied a career-high with two innings pitched three times, turning in scoreless appearances each time: May 13 in St. Louis, June 1 in Milwaukee and June 6 vs. Miami...recorded a 15.1 scoreless innings streak, May 12-June 6...held opponents to a .118 batting average...made his first career Opening Day roster and pitched in six games before he was optioned to Iowa, April 12...earned his first career victory May 3 vs. St. Louis (3-0)...retired his lone two batters faced to end the sixth inning...recorded his first career hit, June 1, in Milwaukee, a single off Kyle Lohse...landed on the 15-day disabled list, Aug. 10 with right shoulder inflammation...made four rehab outings between Rookie Mesa and Iowa before he was activated and optioned to Iowa, Aug. 24...recalled to Chicago, Sept. 2...pitched in eight games for the Cubs to end the season...had no record with three saves and a 3.38 ERA (8.0 IP, 3 ER) in seven relief appearances with Iowa.

**2013**—Went 1-6 with an organization-best 22 saves and a 2.42 ERA and 58 strikeouts in 54 relief appearances between Double-A Tennessee and Triple-A Iowa...was named a MiLB.com Organizational All-Start for the Cubs...began the season with the Smokies, going 0-2 with two saves and a 0.83 ERA in 16 relief appearances...did not allow an earned run in his first 12 appearances at Tennessee (17.1 ip)...promoted to Iowa, May 27...went 1-4 with 20 saves and a 3.24 ERA in 38 games.

**2012**—In his first action since the 2010 campaign, he went 3-5 with a 2.61 ERA in 50 relief appearances between High-A Daytona and Double-A Tennessee...allowed just three home runs while walking 13 and striking out 63 hitters in 69.0 innings of work...started the year with Daytona, going 0-1 with two saves and a 2.00 ERA in 21 games over two stints with the club...was promoted to Tennessee, May 1.

**2011**—Missed the entire season with a right elbow injury...was claimed off waivers by the Yankees, Jan. 5, then again by the Phillies, Feb. 15...was returned to the Cubs and placed on the 15-day disabled list, March 22, with a right elbow strain.



**2010**—Made his big league debut with the Cubs, going 0-1 with a 12.38 ERA and seven strikeouts in seven relief appearances...had his contract selected June 26...made his Major League debut two days later vs. Pittsburgh, tossing 0.2 scoreless innings of relief and striking out the two batters he faced...was on the Cubs 15-day disabled list from July 3-23 with a right shoulder injury...went 2-1 with 13 saves and a 3.15 ERA in 37 relief appearances with Iowa...was on Iowa's seven-day disabled list from Aug. 25-Sept. 7 with an inflamed right shoulder.

**2009**—Spent the entire season with Double-A Tennessee, going 1-7 with a career-high tying 22 saves and a 4.38 ERA in 59 relief appearances...was named to the Southern League Midseason All-Star team...struck out 51 hitters while walking 24 in 61.2 innings of work...set career-highs in losses.

**2008**—Began the season in the Phillies organization before being acquired by the Cubs Aug. 7...overall, went 4-4 with a 2.21 ERA in 41 relief appearances between the two organizations...recorded a career-best 67 strikeouts in 57.0 innings of work...acquired by the Cubs from Philadelphia Aug. 7, for left-handed pitcher Scott Eyre.

**2007**—In his first professional season, went 0-1 with a 3.51 ERA in 17 relief appearances with Single-A affiliates Williamsport and Lakewood...batted .293 with three home runs and 17 RBI in June...hit .289 with three home runs and 16 RBI.

## PERSONAL/MISCELLANEOUS

Brian Patrick Schlitter...the Chicago native graduated from Maine South High School in Park Ridge, IL...played collegiately at the College of Charleston and became the eighth Cougar to reach the Major Leagues in 2010...was the first CofC player called up since the New York Yankees' Brett Gardner in 2008...originally selected by the Los Angeles Angels of Anaheim in the 34th round of the 2005 First-Year Player Draft out of Florida Gateway College, but did not sign.

## LIFETIME PITCHING RECORD

Year	Club	W	L	ERA	G	GS	CG	SHO	SV	IP	H	R	ER	HR	HB	BB	IBB	SO	WP	BK
2007	Williamsport	0	0	0.00	1	0	0	0	1	2.0	2	0	0	0	1	0	0	1	0	0
	Lakewood	0	1	3.80	16	0	0	0	3	23.2	27	13	10	2	0	6	0	21	1	0
2008	Clearwater	4	3	2.22	34	0	0	0	6	48.2	39	13	12	1	1	21	4	58	1	0
	Daytona	0	1	2.16	7	0	0	0	3	8.1	9	2	2	0	0	3	0	9	1	0
2009	Tennessee	1	7	4.38	59	0	0	0	22	61.2	62	36	30	8	1	24	3	51	2	0
2010	Iowa	2	1	3.15	37	0	0	0	13	45.2	44	18	16	3	1	21	0	42	2	0
	CHICAGO (NL)	0	1	12.38	7	0	0	0	0	8.0	18	11	11	2	1	5	1	7	0	0
2011	CHICAGO (NL)	(Injured — did not pitch)																		
2012	Daytona	0	1	2.00	21	0	0	0	2	27.0	27	9	6	1	1	2	0	19	0	1
	Tennessee	3	4	3.00	29	0	0	0	6	42.0	43	19	14	2	0	11	0	44	1	0
2013	Tennessee	0	2	0.83	16	0	0	0	2	21.2	24	8	2	0	1	6	1	13	0	0
	Iowa	1	4	3.24	38	0	0	0	20	41.2	38	15	15	4	1	9	2	45	2	1
2014	CHICAGO (NL)	2	3	4.15	61	0	0	0	0	56.1	58	29	26	2	2	19	4	31	0	0
	Iowa	0	0	3.38	7	0	0	0	3	8.0	10	4	3	0	0	3	0	4	0	0
	AZL Cubs	0	0	0.00	1	0	0	0	0	1.0	0	0	0	0	0	0	0	0	0	0
2015	CHICAGO (NL)	1	2	7.36	10	0	0	0	0	7.1	12	6	6	2	0	2	0	4	0	0
	Iowa	2	3	1.61	45	0	0	0	23	44.2	41	11	8	1	1	26	1	35	1	0
2016	Albuquerque	1	2	3.64	36	0	0	0	8	42.0	42	19	17	2	1	21	2	43	4	0
2017	Seibu (Japan)	1	5	2.83	64	0	0	0	0	63.2	58	22	20	1	0	29	1	23	1	1
2018	Oklahoma City	7	2	3.36	58	0	0	0	21	67.0	66	31	25	2	3	26	2	46	5	1
<b>ML Totals</b>		<b>3</b>	<b>6</b>	<b>5.40</b>	<b>78</b>	<b>0</b>	<b>0</b>	<b>0</b>	<b>0</b>	<b>71.2</b>	<b>88</b>	<b>46</b>	<b>43</b>	<b>6</b>	<b>3</b>	<b>26</b>	<b>5</b>	<b>42</b>	<b>0</b>	<b>0</b>

## CAREER TRANSACTIONS

**2005** — Selected by the Los Angeles Angels organization in the 34th round of the First-Year Player Draft; did not sign. **2007** — Selected by the Philadelphia Phillies organization in the 16th round of the First-Year Player Draft. **2008** — Traded to the Chicago Cubs for pitcher Scott Eyre, August 7. **2010** — On the disabled list, July 3 to 22; included rehabilitation assignment to Iowa, July 17 to 22. **2011** — On the disabled list, March 22 to September 28. **2014** — On the disabled list, August 9 to 23; included rehabilitation assignment to Arizona Cubs, August 21 to 22, and Iowa, August 23. **2015** — Elected free agency, October 14; signed by the Colorado Rockies to a minor league contract, November 18. **2016** — Released, October 25. **2018** — Signed by the Los Angeles Dodg-

ers to a minor league contract, February 15. Elected free agency, November 2; signed by the Oakland Athletics to a minor league contract, November 14.

## SCHLITTER'S CAREER BESTS

**Low Hit Complete Game:** None

**Innings Pitched:** 2.0 (five times), last: June 6, 2014 vs. Miami

**Strikeouts:** 3, August 2, 2010 vs. Milwaukee

**Pitches:** 44, August 2, 2010 vs. Milwaukee


**Longest Winning Streak:** 2, May 3 to 8, 2014

**Longest Losing Streak:** 5, May 10, 2014 to April 23, 2015

**Longest Scoreless Streak:** 15.1, May 12 to June 6, 2014

## HOW THE A'S WERE BUILT

June 4, 2012	Matt Olson selected as a compensation pick following the 1st round of the First-Year Player Draft
June 6, 2012	Ryan Dull selected in the 32nd round of the First-Year Player Draft
July 3, 2012	Luis Barrera signed as a non-drafted free agent
June 6, 2013	Chad Pinder selected in the Competitive Balance Round B of the First-Year Player Draft
June 8, 2013	Lou Trivino selected in the 11th round of the First-Year Player Draft
June 5, 2014	Matt Chapman selected in the 1st round of the First-Year Player Draft
June 5, 2014	Daniel Gossett selected in the 2nd round of the First-Year Player Draft
Nov. 28, 2014	Franklin Barreto acquired from Toronto with Kendall Graveman, Brett Lawrie and Sean Nolin for Josh Donaldson
Dec. 9, 2014	Chris Bassitt, Josh Phegley and Marcus Semien acquired with Rangel Ravelo from Chicago (AL) for Jeff Samardzija and Michael Ynoa
Dec. 11, 2014	Mark Canha acquired from Colorado for Austin House and cash considerations
June 9, 2015	Skye Bolt selected in the 4th round of the First-Year Player Draft
July 23, 2015	Daniel Mengden acquired from Houston with Jacob Nottingham for Scott Kazmir
July 28, 2015	Sean Manaea acquired from Kansas City with Aaron Brooks for Ben Zobrist and cash considerations
Nov. 20, 2015	Liam Hendriks acquired from Toronto for Jesse Chavez
Dec. 9, 2015	J.B. Wendelken acquired from the Chicago White Sox with Zack Erwin for Brett Lawrie
Feb. 12, 2016	Khris Davis acquired from Milwaukee for Bubba Derby and Jacob Nottingham
Mar. 13, 2016	Andrew Triggs claimed off waivers from Baltimore
Aug. 1, 2016	Jharel Cotton, Grant Holmes and Frankie Montas acquired from Los Angeles (NL) for Rich Hill and Josh Reddick
Nov. 12, 2016	Paul Blackburn acquired from Seattle for Danny Valencia
July 16, 2017	Blake Treinen acquired from Washington with Sheldon Neuse and Jesus Luzardo for Sean Doolittle and Ryan Madson
July 31, 2017	Dustin Fowler, James Kaprielian and Jorge Mateo acquired from New York (AL) for Sonny Gray and \$1.5 million international bonus slot cash
Nov. 20, 2017	Ramon Laureano acquired from Houston for Brandon Bailey
Nov. 21, 2017	Nick Martini signed to a minor league contract
Dec. 7, 2017	Yusmeiro Petit signed as a free agent
Dec. 14, 2017	Stephen Piscotty acquired from St. Louis for Yairo Muñoz and Max Schrock
Jan. 29, 2018	Ryan Buchter acquired from Kansas City with Brandon Moss and cash for Heath Fillmyer and Jesse Hahn
Aug. 6, 2018	Mike Fiers acquired from Detroit for two players to be named later (Nolan Blackwood on Aug. 18 and Logan Shore on Sept. 19)
Aug. 9, 2018	Fernando Rodney acquired from Minnesota for Dakota Chalmers
Sept. 3, 2018	Aaron Brooks acquired from Milwaukee for cash
Nov. 20, 2018	Tanner Anderson acquired from Pittsburgh for a PTBNL (Wilkin Ramos on Dec. 1)
Dec. 11, 2018	Chris Herrmann signed as a free agent
Dec. 21, 2018	Jurickson Profar acquired from Texas in a three-team trade in which the A's sent minor leaguer Eli White and international bonus slot cash to Texas and pitcher Emilio Pagan and the A's Competitive Balance Round A pick in the 2019 First-Year Player Draft to Tampa Bay; Rangers sent minor leaguer Rollie Lucy to the Rays and Tampa Bay sent minor leaguers Kyle Bird, Brock Burke and Yoel Espinal to Texas
Dec. 21, 2018	Joakim Soria signed as a free agent
Jan. 25, 2019	Marco Estrada signed as a free agent



**SHORTSTOP**

**Height/Weight:** 6-0 / 195

**Bats/Throws:** Right / Right

**Birthdate:** September 17, 1990

**Opening Day Age:** 28

**Birthplace/Resides:** San Francisco, California / Alameda, California

**Major League Service:** 4 years, 118 days

**Obtained:** Acquired from the Chicago White Sox with Chris Bassitt, Josh Phegley and Rangel Ravelo for Jeff Samardzija and Michael Ynoa, December 9, 2014

**Contract Status:** First year of a one-year contract through 2019

**CAREER HIGHLIGHTS**

The East Bay native is a .250 hitter with 67 home runs and 230 RBI in 558 games in four seasons with the A's after batting .240 with eight home runs and 35 RBI in 85 games in two seasons with the White Sox...his 67 home runs are fourth most in Athletics history by a shortstop...has 555 games played at shortstop in an A's uniform, which is fifth most in Oakland history and 10th most in Athletics history... is one of nine Major Leaguers with at least 10 home runs and 10 stolen bases in each of the last four seasons...was originally selected by Chicago (AL) in the sixth round of the 2011 draft out of Cal...hit 27 home runs in 2016 to become the fifth shortstop in Athletics history with 20 home runs...was named to *Baseball America's* Minor League All-Star Team and Southern League Most Valuable Player in 2013...played for Glendale in the Arizona Fall League in 2013.

**MOST CAREER HOME RUNS, ATHLETICS SHORTSTOP**

- 156 Miguel Tejada, 1997-2003
- 116 Eddie Joost, 1947-54
- 68 Bert Campaneris, 1964-76
- 67 **Marcus Semien, 2015-present**
- 55 Bobby Crosby, 2003-09

**2018 HIGHLIGHTS**

Batted .255 with 15 home runs and 70 RBI in 159 games...had career highs in at bats (632), runs (89), hits (161), doubles (35), walks (61), stolen bases (14) and sacrifice flies (7) and matched his high in games...his .388 slugging percentage and .706 OPS were his lowest in four seasons in an Oakland uniform...had his fourth consecutive season with 10 or more home runs and 10 or more stolen bases...is one of nine Major Leaguers with at least 10 home runs and 10 stolen bases in each of the last four seasons...now has 67 career home runs with Oakland, which is fourth most in Athletics history by a shortstop and fifth most by a Major League shortstop over the last four years...his 632 at bats tied for second in the American League and were fifth most in Oakland history...ranked second in the AL in games played, tied for seventh in sacrifice flies and tied for 10th in singles (109)...led the A's in at bats, hits and stolen bases and tied for the lead in sacrifice flies and sacrifice hits (2)...hit .257 with eight home run in 436 at bats against right-handed pitchers, .250 with seven home runs in 196 at bats against left-handers...slugged 11 of his 15 home runs against AL West competition, including five against Los Angeles...batted .429 with four home runs, 14 RBI and a .730 slugging percentage when putting the first pitch in play...hit .219 against a pitcher the first time he saw him in a game, .291 the second time and .336 after that...his career splits are .234, .259 and .288...led ML shortstops in total chances (676), assists (458) and innings (1423.2) but tied for the second most errors (20)...topped AL shortstops in games (159) and games started (158), ranked second in putouts (198) and was third in double plays (79)...now has 555 games played at shortstop in an A's uniform, which is fifth most in Oakland history and 10th most in Athletics history...made a team-leading 69 starts batting leadoff and hit .243 with a .311 on-base percentage...averaged 42.13 at bats per home runs, which was a career low...his average of 5.37 plate appearances per strikeout was the best mark of his career.

**OAKLAND:** Made his fourth consecutive Opening Day start at shortstop for the A's on March 29 against Los Angeles (AL) and went 3-for-5...that included his first career walk-off RBI, a single in the 11th inning...it was the fourth Opening Day walk-off in Oakland history (1972, 1982 and 1984), but he was the first Athletic with walk-off hit in an opener since Bing Miller had a walk-off single on April 17, 1934 in a 6-5 win over the Yankees...had a career-high tying nine-game hitting streak from April 2-11 (third time)...went 10-for-39 (.256) during the streak...hit .311 with 19

runs scored over a 14-game stretch from April 11 to 27...played in the 500th game of his career April 15 at Seattle...was hitting .268 with five home runs and 24 RBI in 55 games when he was placed on the paternity list May 30...missed two games and was reinstated June 1...hit .209 with two home runs and seven RBI over his first 33 games following his return...had a career-high tying 0-for-17 streak from June 2-6 (also Sept. 29, 2013-April 3, 2014)...singled in the second inning June 7 against Kansas City for his 500th career hit...his eighth inning double on July 10 at Houston was the 100th double of his career...went 16 consecutive games without an extra base hit from June 22 to July 9, which matched the longest such streak of his career (May 6-Sept. 9, 2014)...had a 23-game errorless streak from June 24 to July 23, which fell one short of his career high (24, Aug. 3-31, 2016)...missed his final game of the season on June 27 at Detroit...started each of the A's final 81 games at shortstop beginning June 28...hit .319 over a 34-game span from July 10 to Aug. 20...stole a base in three consecutive games for the first time in his career, July 12-14...tied for the AL lead with nine doubles in July...hit .283 with no home runs in 25 games in July and then batted .282 with four home runs in 27 games in August...had his third career two-homer game Aug. 11 at Los Angeles-AL (also May 10, 2015 at Seattle and April 12, 2016 vs. Los Angeles-AL)...the second home run was the 8000th in Oakland history...the first snapped a 43-game homerless streak, which was the second longest of his career (45, May 13-July 1, 2015)...also made his 19th error of the season that day against the Angels...then committed just one error over his final 45 games (.995 fielding percentage), including none over his final 22 games beginning Sept. 5...led off the game with a home run for the second time in his career Aug. 14 against Seattle (also Sept. 26, 2017 vs. Seattle)...both have come off James Paxton...hit .205 over his final 34 games beginning Aug. 24 but had 24 RBI over that span...had a career-high five RBI Sept. 20 against Los Angeles (AL) and drove in 14 runs over an eight-game stretch from Sept. 20 to 28...homed three times over a five-game stretch from Sept. 22 to 26...had 21 RBI in 26 games in September...the RBI tied for third in the AL and were his most ever in a month...started at shortstop in the Wild Card game on Oct. 3 at New York and went 1-for-3 with a walk.

## CAREER

**2017**—Batted .249 with 10 home runs and 40 RBI in 85 games in a season shortened by a stint on the disabled list from April 15 to July 5...missed 74 games while on the DL after playing in all but 10 games over the previous two seasons...had a career-high .325 on-base percentage...went 12-for-13 (92.3%) in stolen base attempts...reached double figures in home runs for the third consecutive season...his average increased each of his first three months as he hit .171 in April, .262 in July and .283 in August...then hit .232 in September...batted .258 against right-handed pitching compared to .224 against left-handers...with 3-for-9 (.333) with a walk and two home runs with the bases loaded...tied for third in the American League in grand slams...all 85 of his games were starts at shortstop and he made nine errors for a .976 fielding percentage...that is his best mark with the A's...made a team-leading 47 starts batting second in the order...also started 33 games in the leadoff spot, four in the nine spot and one batting eighth...made his third consecutive Opening Day start at shortstop for Oakland on April 3 against Los Angeles (AL)...matched his career high with two stolen bases April 8 at Texas...was 6-for-35 (.171) with 10 walks (.370 on-base percentage) in 11 games before he was placed on the disabled list April 16 retroactive to April 15 with a right wrist contusion...it was his first career stint on the DL...was later diagnosed with a fractured scaphoid bone and had surgery to insert a screw into the bone April 18...the surgery was performed by Dr. Steve Shin of the Kerlan-Jobe Clinic in Los Angeles...began a rehab assignment with Single-A Stockton June 23 and went 6-for-17 (.353) with five RBI in five games before he was transferred to Triple-A Nashville July 2...went 4-for-14 (.286) with three RBI in three games with the Sounds and combined to hit .323 with six runs, three doubles, two home runs, eight RBI a walk and three strikeouts on an eight-game rehab assignment...started five games at shortstop and three at designated hitter...was reinstated from the DL July 6 and batted .257 with all 10 of his home runs over his final 74 games...had his fifth career four-hit game July 21 when he went 4-for-5 at New York (NL)...batted .370 with three home runs and 10 RBI over his final 11 games of July...hit his second career grand slam July 31 against San Francisco...batted safely in a season-best eight consecutive games from Aug. 9 to 16 (11-for-31, .355)...had a 23-game errorless streak from Aug. 19 to Sept. 15...had his second two-steal game of the season and the fourth of his career Aug. 27 against Texas...hit his second grand slam of the season and the third of his career Sept. 8 against Houston...matched his season-high with an eight-game hit-

ting streak from Sept. 17-26...went 11-for-34 (.324) with three home runs and six RBI during the streak...led off the game with a home run for the first time in his career, Sept. 26 against Seattle.

**2016**—Played in all but three games and batted .238 with 27 home runs and 75 RBI in 159 games... is the fifth shortstop in Athletics history to hit 20 home runs (Miguel Tejada five times, Eddie Joost twice, Bobby Crosby and Bert Campaneris once) and his 27 home runs tied for fourth in Athletics history by a shortstop...they were the most since Miguel Tejada had 27 in 2003...tied Trevor Story (COL) for the most home runs in the majors by a shortstop...his 75 RBI ranked fifth among AL shortstops and sixth in Oakland history...led the A's with 51 walks, which were the fewest by a team-leader in Oakland history...also topped the club in games and at bats (568)...had career highs in games, home runs, RBI, strikeouts (139), slugging percentage (.435), OPS (.735) and extra base hits (56)...tied for eighth in the AL in games played (159) and the only games he missed were for the birth of his son, Isaiah...was successful in 10-of-12 (83.3%) stolen base attempts...committed 21 errors, which tied Ketel Marte (SEA) for the Major League lead among shortstops, after setting an Athletics record with a ML leading 35 errors in 2015...is the first player to lead ML shortstops in errors in consecutive seasons since Starlin Castro (2011-13) but is the first AL shortstop to do it since Angel Berroa (2003-04)...also led ML shortstops in double plays (109), total chances (733), putouts (235) and assists (477) and ranked second in games (159)...the 109 double plays ranked fourth most in Oakland history by a shortstop...hit .257 with 11 home runs against left-handed pitching (13.45 at bats per home run) compared to .231 with 16 home runs against right-handers (26.25 at bats per home run)...tied for fourth in the AL in home runs against lefties and had the fifth lowest batting average against righties...batted .286 with runners on base compared to .205 with the bases empty...slugged nine home runs batting ninth, which tied for the Major League lead (Chirinos, TEX) and tied the Athletics franchise record (Hernandez, 2000)... hit seven home runs in the eighth inning, which matched the Oakland record at the time and tied for second in the majors...tied for sixth in the AL in home runs in the seventh inning or later (12) and tied for seventh in home runs with two strikes (13)...started games at every spot in the order except clean-up...led the A's with 51 starts batting seventh and 31 batting ninth...tied for third in the AL in reaching base on an error (8), had the ninth lowest percentage of swings at the first pitch (17.7%) and ranked 10th in most pitches per plate appearance (4.16)...made his third straight Opening Day start April 4 against Chicago (AL), his second straight at shortstop with the A's...reached base safely in each of his first four game to extend his career-high reaching base streak to 27 games dating back to Sept. 6, 2015...had his second career two-homer game April 12 against Los Angeles (AL)...hit six home runs in April, which was the first time he hit more than three home runs in a month in his career...also homered six times in June and July...had a streak of nine consecutive games with both a hit and run scored from June 23 to July 1...went 12-for-36 (.333) with 13 runs scored, five home runs and 12 RBI during the streak, which tied for the third longest such streak in Oakland history...it was the longest since Terrence Long had a 10-game streak (June 13-24, 2000)...the nine-game hitting streak matched his career high (Aug. 4-14, 2015)...the nine-game streak with a run scored was the best by an Athletic since Nick Swisher had a 10-game streak from Sept. 5-15, 2007...hit .283 in June, which was his best single-month mark of 2016...stole two bases July 19 against Houston, the second two-steal game of his career...started each of the first 96 games through July 21, which was the longest season-opening streak by an Athletic since Miguel Tejada started all 162 games in 2003...went 4-for-4 against Seattle Aug. 12, his third career four-hit game...had another four-hit game against the Mariners on Oct. 1 at Seattle...made his first career start batting third Aug. 21 at Chicago (AL) and went 2-for-4...was placed on the paternity list August 24 and missed three games for the birth of his son, Isaiah...that snapped his consecutive games played streak at 126, which was the longest by an Athletic since Miguel Tejada set the Athletics record with a 594-game streak from June 2, 2000-Sept. 28, 2003...was reinstated from the PL Aug. 26 and hit .229 with four home runs and 20 RBI in 35 games following his return.

**2015**—Batted .257 with 15 home runs and 45 RBI in a team-leading 155 games in his first full season in the majors...hit .314 with six home runs and 15 RBI over his first 40 games through May 18, .195 with two home runs and seven RBI over a 63-game stretch from May 19 to July 31, and .283 with seven home runs and 23 RBI over his final 52 contests...committed a Major League leading 35 errors to set an Oakland record for errors in a season...broke the previous mark of 34 set by Bert Campaneris in 1968...the errors were the most by an Athletic since Campaneris had

35 with the Kansas City A's in 1965 and they were the most by an A's shortstop since Dick Howser had 38 in 1961...they were the most by a Major League shortstop since Jose Valentin had 36 with Chicago (AL) in 2000...had a .947 fielding percentage, which was the lowest by an A's shortstop since Campaneris had a mark of .938 in 1965 and the lowest by an American League shortstop since Mike Caruso fielded .944 with Chicago in 1998...committed 28 errors in 89 games at shortstop before the All-Star Break but just seven in 63 games after the break...batted .329 against left-handed pitching, which ranked seventh in the AL...tied for second among AL shortstops with 15 home runs...tied for fourth in the AL with six home runs batting ninth...ranked second in the AL in highest line drive percentage (29.6%), sixth in most at bats per RBI (12.36) and tied for seventh in stolen bases off a left-handed pitcher (6)...appeared exclusively at shortstop on defense where he played in 152 games, including 147 starts...ranked third among AL shortstops in double plays (99) and fourth in total chances (656)...also went 3-for-7 (.429) with a double, triple and walk as a pinch hitter...led the A's with 50 starts batting ninth and 43 starts hitting eighth...had the first two steal game of his career May 9 at Seattle...connected for the first two-homer game of his career May 10 at Seattle with a pair of solo home runs off Felix Hernandez...it was the first two-homer game by an A's shortstop since May 21, 2004 (Bobby Crosby vs. Kansas City)... homered again May 12 against Boston but then had a career-high 45-game homerless streak before hitting his next home run July 2 against Seattle...slugged a solo home run in the seventh inning Aug. 1 against Cleveland to snap a career-high streak of 17 consecutive games without an RBI...had a career-high nine-game hitting streak from Aug. 4 to 14 (14-for-31, .452)...hit .299 in August, which was the highest single-month mark of his career...reached base safely via hit or walk in each of his final 23 games beginning Sept. 6...tripled Sept. 22 against Texas, his fifth triple of the season at the Coliseum...that tied the Coliseum record for most triples in a season.

**2014**—Made his first Opening Day roster with the White Sox and batted .234 with six home runs and 28 RBI in 64 games over two stints with Chicago...had a .218 batting average, three home runs and 18 RBI in 43 games when he was optioned to Triple-A Charlotte June 1...hit .267 with 15 home runs and 52 RBI in 83 games with the Knights before returning to Chicago Sept. 2...batted .273 with three home runs and 10 RBI in 21 games September games with the Sox... struck out 70 times in 255 plate appearances overall, an average of 3.64 plate appearances per strikeout...hit .271 against left-handed pitching compared to .212 against right-handers...batted .333 with runners in scoring position...four of his six home runs were go-ahead shots in the sixth inning or later, which tied for the second most in the American League and tied for sixth most in the majors...hit .281 with five home runs and 16 RBI in 23 day games, .204 with one home run and 12 RBI in 41 contests at night...started 31 games at third base, 25 at second base and one at shortstop...committed 10 errors as a third baseman for a .896 fielding percentage, and four at shortstop for a .970 fielding percentage...went 3-for-3 with a double, walk and two RBI in four pinch hitting appearances...was the White Sox Opening Day starter at second base March 31 against Minnesota and went 0-for-4...snapped a career-high 0-for-17 streak dating back to 2013 with a go-ahead home run in the eighth inning against Minnesota April 3...had a career-high four hits April 8 at Colorado...started in the leadoff spot April 20 at Texas and had his second career four-hit game...hit his first career grand slam April 23 at Detroit, a game-winning shot in the seventh inning off Ian Krol in the Sox 6-4 win...was optioned to Charlotte June 1 but returned Sept. 2 when the Knights season concluded...hit the game-winning, solo home run in the sixth inning Sept. 11 against Oakland...became the first White Sox number nine hitter to homer in a 1-0 win since Early Wynn on May 1, 1959 against Boston...joined the Knights June 2 and from that point through the end of the season, he led the International League in walks (53)...also ranked second in extra base hits (38) and tied for second in runs (152)...his average improved each month as he hit .188 in June, .286 in July and .326 in August...added 23 walks in 28 games in August for a .463 on-base percentage...appeared in 42 games at shortstop, 17 at third base, 11 in left field, eight at second base and seven at designated hitter...committed six errors, including five as a shortstop (.973 fielding percentage) and one as a third baseman (.981)...reached base safely in 24 consecutive games from Aug. 5 to 30...hit .370 with a .500 on-base percentage over that stretch.

**2013**—Began the season by making his Double-A debut at Birmingham but finished it by making his Major League debut with Chicago in September...was selected from Triple-A Charlotte Sept. 3 and hit .261 with two home runs and seven RBI in 21 games with the White Sox...hit .364 when leading off an inning and .313 with runners in scoring position...started 13 games at third

base, three at shortstop and one at second base...batted .346 over his first eight games...started at third base in his ML debut Sept. 4 at New York (AL) and went 2-for-4 with a RBI...singled off CC Sabathia in the top of the second for his first ML hit...connected for his first home run Sept. 23 against Toronto, a two-run shot off J.A. Happ...was named to *Baseball America's* Minor League All-Star Team after coming to hit .283 with 19 home runs, 66 RBI and 110 runs scored in 137 games with Birmingham and Charlotte...added 98 walks for a .401 on-base percentage...led the minors in runs scored and ranked sixth in walks...tied for second among White Sox farmhands in home runs...hit .290 with 15 home runs and 49 RBI in 105 games with Birmingham and was named Southern League Most Valuable Player after leading the league in on-base percentage (.420) and runs scored (90)...also ranked second in slugging (.483), tied for second in walks (84) and third in batting (.290)...was also named the Best Utility Player in the SL and was selected to the Midseason and Postseason All-Star team...combined with both clubs to bat .354 against left-handed pitching...had a .441 on-base percentage when leading off an inning...appeared in 73 games at shortstop, 41 at second base and 23 at third base...committed 19 errors as a shortstop (.938 fielding percentage), eight as a second baseman (.956) and one as a third baseman (.986)...reached base safely in 26 consecutive games from June 29 to July 28 and hit .372 with a .516 on-base percentage during the streak...was named SL Batter-of-the-Week for the period of July 22 to 28...went 14-for-24 (.583) with 12 runs scored, three doubles, one triple, three home runs, 11 RBI and 12 walks (.722 on-base percentage) in seven games...had his lone two-homer game of the season July 22 against Chattanooga...hit .372 with eight home runs and 20 RBI in 26 games in July...added 29 walks for a .524 on-base percentage...slugged .745 and had a 1.269 OPS...was promoted to Charlotte Aug. 1...played for Glendale in the Arizona Fall League following the season and batted .156 with two home runs and eight RBI in 21 games...played for the West in the AFL Fall Stars Game...ranked as the No. 5 Prospect in the White Sox system by *Baseball America*.

**2012**—Spent his first full professional season at Single-A Winston-Salem where he batted .273 with 14 home runs and 59 RBI in 107 games...had his season interrupted by three stints on the disabled list...was out from May 23 to June 1 (strained back), June 14 to 20 (strained right hamstring) and July 28 to Aug. 3 (lacerated left knee)...despite the missed playing time, he tied for second in the Carolina League in extra base hits (50), ranked third in runs scored (80) and fifth in slugging percentage (.471) and walks (55)...ranked third in the White Sox farm system in doubles (31), tied for fourth in extra base hits and fifth in runs...hit .316 with a .667 slugging percentage against left-handed pitching...appeared in 80 games at shortstop and 24 at second base...committed 19 errors as a shortstop (.943 fielding percentage) and five as a second baseman (.959)...had an 18-game hitting streak from April 23 to May 12, during which he hit .342 with 19 RBI and 16 runs scored...had a grand slam April 25 against Potomac...reached base safely in 28 consecutive games from July 16 to Aug. 22 and hit .325 with a .421 on-base percentage during the streak...went 5-for-25 (.200) with two doubles, two home runs and four RBI in seven postseason games for the Dash.

**2011**—Batted .253 with three home runs and 26 RBI in 60 games in his professional debut with Single-A Kannapolis of the South Atlantic League...hit .287 against right-handed pitching and .314 with runners on...appeared in 55 games at shortstop and four at second base...hit safely in each of his first six games as a professional (11-for-29, .379)...connected for his first home run July 5 at Greensboro.

## PERSONAL/MISCELLANEOUS

Marcus Andrew Semien was originally signed by White Sox scout Adam Virchis...he and his wife, Tarah, have a son, Isaiah...graduated from St. Mary's High School in Berkeley, Calif. in 2008...attended the University of California-Berkeley...earned Honorable Mention All-Pac-10 honors in 2010...helped lead Cal to the College World Series in 2011...was the A's recipient of the MLBPA Heart and Hustle Award in 2016 and 2019, which honors active players who demonstrate a passion for the game of baseball and best embody the values, spirit and traditions of the game.

## LIFETIME PLAYING RECORD

Year	Club	AVG.	G	AB	R	H	2B	3B	HR	RBI	SH	SF	HP	BB	SO	SB	CS	SLG	OBP	E
2011	Kannapolis	.253	60	229	35	58	15	2	3	26	6	3	2	22	53	3	4	.376	.320	16
2012	Winston-Salem	.273	107	418	80	114	31	5	14	59	6	3	5	55	97	11	5	.471	.362	24
2013	Birmingham	.290	105	393	90	114	21	5	15	49	2	0	4	84	66	20	5	.483	.420	20
	Charlotte	.264	32	125	20	33	11	1	4	17	0	2	1	14	24	4	0	.464	.338	8
2014	CHICAGO (AL)	.261	21	69	7	18	4	0	2	7	0	1	0	1	22	2	2	.406	.268	3
	CHICAGO (AL)	.234	64	231	30	54	10	2	6	28	2	0	1	21	70	3	0	.372	.300	14
2015	Charlotte	.267	83	303	57	81	20	3	15	52	0	5	5	53	59	7	2	.502	.380	6
	OAKLAND	.257	155	556	65	143	23	7	15	45	1	1	1	42	132	11	5	.405	.310	35
2016	OAKLAND	.238	159	568	72	135	27	2	27	75	1	1	0	51	139	10	2	.435	.300	21
2017	OAKLAND	.249	85	342	53	85	19	1	10	40	1	3	2	38	85	12	1	.398	.325	9
	Stockton	.353	5	17	2	6	3	0	1	5	0	3	0	0	2	0	0	.706	.300	1
	Nashville	.286	3	14	4	4	0	0	1	3	0	0	0	1	1	0	0	.500	.333	2
2018	OAKLAND	.255	159	632	89	161	35	2	15	70	2	7	1	61	131	14	6	.388	.318	20
<b>ML Totals</b>		<b>.249</b>	<b>643</b>	<b>2398</b>	<b>316</b>	<b>596</b>	<b>118</b>	<b>14</b>	<b>75</b>	<b>265</b>	<b>7</b>	<b>13</b>	<b>5</b>	<b>214</b>	<b>579</b>	<b>52</b>	<b>16</b>	<b>.403</b>	<b>.310</b>	<b>102</b>

## CAREER TRANSACTIONS

**2008** — Selected by the Chicago White Sox organization in the 34th round of the First-Year Player Draft; did not sign. **2011** — Selected by the Chicago White Sox organization in the 6th round of the First-Year Player Draft. **2014** — Traded to the Oakland Athletics with pitcher Chris Bassitt, catcher Josh Phegley and infielder Rangel Ravelo for pitchers Jeff Samardzija and Michael Ynoa, December 9. **2016** — On paternity list, August 24 to 25. **2017** — On the disabled list, April 15 to July 5; included rehabilitation assignments to Stockton, June 23 to 30, and Nashville, July 1 to 5. **2018** — On the paternity list, May 30 to 31.

## WILD CARD RECORD

Year	Club/Opp.	AVG.	G	AB	R	H	2B	3B	HR	RBI	SH	SF	HP	BB	SO	SB	CS	SLG	OBP	E
2018	OAK vs. NYY	.333	1	3	0	1	0	0	0	0	0	0	0	1	1	0	0	.333	.500	0

## SEMIEN'S CAREER BESTS

**Hits:** 4 (five times), last: July 21, 2017 at New York (NL)  
**Home Runs:** 2 (three times), August 11, 2018 at Los Angeles (AL); April 12, 2016 vs. Los Angeles (AL); May 10, 2015 at Seattle  
**Runs Batted In:** 5, September 20, 2018 vs. Los Angeles (AL)  
**Stolen Bases:** 2 (four times), last: August 27, 2017 vs. Texas  
**Hitting Streak:** 9 (three times), last: April 2 to 11, 2018  
**Hitless Streak (At Bats):** 17 (twice), June 2 to 6, 2018  
**Game Ending RBI:** 1, March 29, 2018 vs. Los Angeles-AL (single)  
**Grand Slams:** 3, September 8, 2017 vs. Houston (Luke Gregerson); July 31, 2017 vs. San Francisco (George Kontos); April 23, 2014 at Detroit (Ian Krol)  
**Pinch-Hit Home Runs:** None  
**Inside-The-Park Home Runs:** None  
**Lead Off Home Runs:** 2, August 14, 2018 vs. Seattle (James Paxton); September 26, 2017 vs. Seattle (James Paxton)

## YOUNGEST OAKLAND A'S WITH A MULTI-HOMER GAME

20 years, 281 days	Claudell Washington, June 8, 1975
21 years, 86 days	Jose Canseco, September 26, 1985
21 years, 293 days	Jose Canseco, April 21, 1986
22 years, 43 days	Ben Grieve, June 16, 1998
<b>22 years, 115 days</b>	<b>Franklin Barreto, June 22, 2018</b>





**RIGHT-HANDED PITCHER**

**Height/Weight:** 6-3 / 200      **Bats/Throws:** Right / Right  
**Birthdate:** May 18, 1984      **Opening Day Age:** 34  
**Birthplace/Resides:** Monclava, Mexico / Scottsdale, Arizona  
**Major League Service:** 12 years  
**Obtained:** Signed as a free agent, December 21, 2018  
**Contract Status:** First year of a two-year contract through 2020

**CAREER HIGHLIGHTS**

Has 220 saves in 639 appearances in 11 seasons in the majors with Kansas City (2007-11, 16-17), Texas (2013-14), Detroit (2014-15), Pittsburgh (2015), Chicago-AL (2018) and Milwaukee (2018)...his saves are the most in Major League history by a Mexican born pitcher and his games pitched are second most to Dennys Reyes...ranks fifth among active pitchers in saves...is a two-time American League All-Star Star (2008, 10)...made his Major League debut with Kansas City in 2007 and led Major League rookies with 17 saves...then saved 42 games the next year, which ranked second in the AL...had a career high 43 saves in 2010 with the Royals...had "Tommy John" surgery in 2012 and has pitched for six different teams over the last six seasons...pitched for Mexico in the World Baseball Classic in 2009 and 2017.

**2018 HIGHLIGHTS**

Began the 2018 season with the Chicago White Sox and had 16 saves and a 2.56 ERA in 40 relief appearances when he was traded to Milwaukee July 26...went 3-1 with a 4.09 ERA in 26 outings with the Brewers and combined for a 3-4 record, 16 saves and a 3.12 ERA in 66 relief appearances overall...struck out 75 batters in 60.2 innings (11.13 per nine innings), which matched his career high from his rookie campaign of 2007...walked just 16 for a strikeout-to-walk ratio of 4.69...surrendered four home runs, an average of 0.59 per nine innings...held the opposition to a .225 batting average, which included a mark of .194 (24-for-124) against right-handed hitters compared to .259 (29-for-112) against left-handers...surrendered three of his four home runs to lefties for a .402 slugging percentage (.282 against righties)...yielded a .206 batting average with runners in scoring position, including .094 with RISP and two outs...converted 16-of-21 (76.2%) save opportunities...allowed 5-of-21 (23.8%) inherited runners to score...first batters faced hit .206 with a .242 on-base percentage...now has a .204 (121-for-594) average and .251 on-base percentage against first batters faced in his career...posted a 4.64 ERA in 37 outings on zero or one day of rest, a 1.30 ERA in 29 appearances on two days rest or more...compiled a 1.87 ERA in 35 games against American League teams, a 4.67 ERA in 31 outings against National League competition...did not allow a run in two games against Seattle and now has a 0.77 ERA (3 er in 35.0 ip) and has converted each of his 21 save opportunities in 34 career appearances against the Mariners...has not allowed a run in 17 games at Safeco Field (16.2 ip)...did not commit an error for the fourth consecutive season and now has a 297-game errorless streak dating back to his last miscue on May 27, 2014.

**MAJORS:** Did not allow a run in nine of his first 10 appearances through the end of April (2.70 ERA)...the one exception was April 5 against Detroit when he allowed three runs on four hits in one inning for the blown save...struck out a season-high three batters April 17 at Oakland (also July 1 at Texas and Aug. 24 vs. Pittsburgh)...allowed seven runs in 4.1 innings over a five-game span from May 1 to 18 (12.465 ERA)...then did not surrender an earned run in 30 of his next 31 appearances from May 21 to Aug. 8...had a 0.61 ERA and .160 opponents batting average over that span and was 12-for-13 (92.3%) in saves...had a 15-game, 15.1-inning scoreless streak from May 30 to July 3...compiled four saves over his first 21 games through June 3...then converted

**MLB LEADERS,  
MEXICAN BORN  
PITCHERS**

**SAVES**

- 220 Joakim Soria
- 116 Roberto Osuna
- 93 Aurelio Lopez
- 56 Sid Monge
- 53 Juan Acevedo

**GAMES PITCHED**

- 673 Dennys Reyes
- 639 Joakim Soria
- 603 Oliver Perez
- 565 Ricardo Rincon
- 534 Luis Ayala

each of his eight save opportunities over an 11-game stretch from June 5 to July 1...made the 600th appearance of his career June 26 against Minnesota and retired the side in order in the ninth inning of the White Sox 8-4 win...did not allow a run in 12 outings in June (11.2 ip) and converted each of his seven save opportunities while holding the opposition to a .128 batting average...now has a 2.08 ERA (25 er in 98.1 ip) in 107 career appearances in June, his lowest ERA for any month of the season...tossed a season-high 1.2 innings July 1 at Texas...it was one of just three outings longer than one inning (1.1 ip on June 5 at Minnesota and July 11 vs. St. Louis)...held the opposition scoreless in his final six games with Chicago and his first five with Milwaukee for a 10.0-inning scoreless streak from July 8 to Aug. 5...was credited with his 16th and final save of the season in his last appearance with the White Sox on July 24 at Los Angeles (AL)...was traded to the Brewers two days later with cash for two minor league pitchers: left-hander Kodi Medeiros and right-hander Wilber Perez...had a 1.59 ERA over his first seven games with Milwaukee before he was placed on the disabled list Aug. 10 with a right adductor strain...missed 11 games and did not have a rehab assignment before he was reinstated from the DL Aug. 24...allowed nine runs over an eight-game stretch from Aug. 29 to Sept. 14 (12.15 ERA)...including Sept. 1 at Washington when he yielded a career-high tying four runs in 0.2 innings (10th time, last: Aug. 15, 2017 at Oakland)...did not allow a run in his final eight regular season appearances and held the opposition to a .095 batting average (7.0 ip, 2 h, 1 bb, 7 so)...struck out the only batter he faced Oct. 1 at Chicago (NL) in the Brewers 3-1 win in the tie-breaker to help Milwaukee to the NL Central title...had three scoreless appearances in the NLDS against Colorado (2.2 ip, 1 h, 1 bb, 5 so)...was the winning pitcher in the Brewers 3-2, 10-inning win in Game 1 (1.0 ip, 1 so)...then surrendered four runs in four NLCS outings against Los Angeles (2.0 ip, 4 h, 4 r, 4 er, 2 bb, 3 so, 18.00 ERA)...had a 7.71 ERA in seven postseason appearances overall.

## CAREER

**2017**—Appeared in 59 games with Kansas City...recorded 20 holds, which tied for 12th-most in the American League and was one short of his career best set in 2016...ranked second among Major League relievers with a ratio 0.16 home runs per nine innings (1 hr in 56.0 ip)...averaged 10.29 strikeouts per nine innings (64 so), which was his best rate since 2009 (11.72)...limited right-handers to a .205 average and first batters to a .193 (11-57) mark...threw a season-high 2.0 innings on April 9 at Houston...matched his career high with four strikeouts on April 15 vs. Los Angeles-AL (fifth time)...earned wins in back-to-back outings on June 21 vs. Boston and June 23 vs. Toronto...recorded his only save on July 3 at Seattle...was on the 10-day disabled list from Aug. 18 to Sept. 15 with a strained left oblique...participated in the World Baseball Classic for the second time, appearing in two games for Team Mexico...did not allow an earned run in 1.2 innings.

**2016**—Tied for ninth in the American League with 70 appearances...matched his career high with five wins...allowed seven earned runs in 11.0 innings over his first 12 outings before posting a 2.08 ERA over his next 24...threw 10.1 consecutive scoreless innings over 11 outings from Aug. 5-28.

**2015**—Combined for a career-high 72 appearances between Detroit and Pittsburgh, going 3-1 with a 2.50 ERA and 24 saves in 30 chances...was acquired by the Pirates from the Tigers on July 30 in exchange for minor-leaguer JaCoby Jones...ranked fifth in the AL with 23 saves at the time of the trade...set the Detroit club record for saves in the month of April (nine)...earned his 200th career save on July 22 vs. Seattle, becoming the first Mexican-born pitcher to reach that milestone...struck out the side in the eighth inning of the National League Wild Card game vs. the Cubs...allowed a leadoff walk to Chris Denorfia before fanning Kris Bryant, Anthony Rizzo and Austin Jackson in succession.

**2014**—Opened the season with Texas, recording 17 saves in 35 appearances before being traded to Detroit on July 23 in return for right-handed pitcher Corey Knebel and Jake Thompson...was on the disabled list from Aug. 11-Sept. 9 with a strained left oblique...pitched in two games with the Tigers in the ALDS vs. Baltimore, suffering the loss in Game 2.

**2013**—Was limited to 26 games after spending most of the season recovering from Tommy John surgery...made his first Major League appearance in 15 months on July 7 vs. Houston, throwing a scoreless sixth inning...allowed the first grand slam of his career on Sept. 22 at Kansas City, a

walk-off shot to Justin Maxwell...earned his only victory on Sept. 28 vs. Los Angeles (AL), throwing a season-high 1.1 innings.

**2012**—Spent the entire season on Kansas City's disabled list after suffering an elbow injury during a spring training game on March 18 vs. Cleveland...underwent Tommy John surgery on April 3 in a procedure performed by Dr. Lewis Yocum.

**2011**—Ranked ninth in the American League with 28 saves...posted a 2.97 ERA with 40 strikeouts and 21 saves in 23 chances over his final 34 appearances from June 9 through the end of the season.

**2010**—Finished second in the American League with a career-high 43 saves, two behind Tampa Bay's Rafael Soriano...was named the Bruce Rice Pitcher of the Year by the Kansas City Chapter of the BBWAA, the second time in his career he won the award...recorded his third straight season with 30-plus saves, becoming the first Royals pitcher since Jeff Montgomery (1991-93) to accomplish the feat... his 93.5 (43-for-46) save percentage set a franchise record and ranked second in the AL...was named to his second AL All-Star Team but did not pitch in the game at Angel Stadium...became one of six Mexican-born pitchers to be selected to multiple All-Star Teams...converted a Royals record 36 saves in a row from May 13 to Sept. 30 before suffering a blown save on the final day of the season vs. Tampa Bay...broke the franchise record of 24 set by Montgomery in 1993...earned his 100th career save on May 26 vs. Texas, becoming the sixth-youngest pitcher (26 years, eight days) in major-league history to reach that milestone (Elias).

**2009**—Ranked third among American League relievers in strikeouts per nine innings (11.72), seventh in ERA (2.21) and saves (30) and eighth in strikeout-to-walk ratio (4.31)...led the majors with five saves of 2.0 innings or more...no other Major League pitcher had more than three...was named DHL Delivery Man of the Month in September.

**2008**—Ranked second in the American League and third in the majors with 42 saves...became the 14th closer in major-league history to record more saves than hits allowed (39)...was named to his first AL All-Star Team, throwing 1.2 scoreless innings in the Midsummer Classic at Yankee Stadium...his 93.3 percent (42-for-45) save percentage set a franchise record among pitchers with at least 30 chances (since broken)...limited opponents to a .169 batting average, which was fourth lowest in the majors among pitchers with at least 30.0 innings...retired 24 straight batters from April 2-26...was named DHL Delivery Man of the Month in September.

**2007**—Led Major League rookies with 17 saves and tied for the lead with an average of 9.78 strikeouts per nine innings...his 2.48 ERA ranks tied for third-lowest by a rookie pitcher in Royals history (minimum 60.0 IP), trailing only Greg Holland (1.80) in 2011 and Kelvin Herrera (2.35) in 2012...made his Major League debut on April 4 vs. Boston...earned his first ML save on April 10 at Toronto and his first win on April 18 at Detroit...compiled a streak of 20.1 consecutive scoreless innings from June 22 to July 21.

**2006**—Spent the majority of the season on loan from San Diego to Mexico City...also appeared in seven games with Single-A Fort Wayne in the Padres organization...led the Mexican Winter League in wins (9), strikeouts (79) and ERA (2.41)...threw just the third perfect game in league history on Dec. 9 vs. Hermosillo.

**2005**—Spent the entire season with Mexico City in his final season in the Dodgers organization and was 5-0 with a 4.48 ERA in 30 games, including five starts.

**2004**—Pitched in four games for the Dodgers Dominican Summer League team while recovering from Tommy John surgery...had a save and logged a 1.69 ERA.

**2003**—Missed the entire season while recovering from Tommy John surgery on his right elbow.

**2002**—Combined to record a 2.27 ERA and 68 strikeouts in 13 games (eight starts) between the DSL and Gulf Coast League Dodgers.

## PERSONAL/MISCELLANEOUS

Joakim Agustín Soria...is married, Karla...has two children: Angela and Joakim Jr...through the Joakim Soria Foundation, joined forces with the State of Guerrero and Mexican Navy to raise funds and provide assistance to families affected by hurricanes Ingrid and Manuel in 2013.

### LIFETIME PITCHING RECORD

Year	Club	W	L	ERA	G	GS	CG	SHO	SV	IP	H	R	ER	HR	HB	BB	IBB	SO	WP	BK
2002	DSL Dodgers	3	2	2.01	9	8	0	0	0	44.2	38	15	10	0	4	7	0	62	4	0
	GCL Dodgers	0	0	3.60	4	0	0	0	0	5.0	6	2	2	0	0	0	0	6	0	0
2003	GCL Dodgers	(Injured — did not pitch)																		
2004	DSL Dodgers	0	0	1.69	4	0	0	0	1	5.1	3	1	1	0	0	5	0	4	0	0
2005	Mexico City (Mex.)	5	0	4.48	30	5	0	0	0	66.1	75	34	33	7	4	31	0	60	4	0
2006	Mexico City (Mex.)	0	0	3.89	39	0	0	0	15	37.0	37	16	16	2	1	11	1	30	1	0
	Fort Wayne	1	0	2.31	7	0	0	0	0	11.2	5	3	3	1	0	2	0	11	0	0
2007	KANSAS CITY	2	3	2.48	62	0	0	0	17	69.0	46	20	19	3	1	19	3	75	2	0
2008	KANSAS CITY	2	3	1.60	63	0	0	0	42	67.1	39	13	12	5	6	19	1	66	1	1
2009	KANSAS CITY	3	2	2.21	47	0	0	0	30	53.0	44	14	13	5	2	16	1	69	3	0
2010	KANSAS CITY	1	2	1.78	66	0	0	0	43	65.2	53	13	13	4	2	16	1	71	3	1
2011	KANSAS CITY	5	5	4.03	60	0	0	0	28	60.1	60	29	27	7	2	17	0	60	1	0
2012	KANSAS CITY	(Injured — did not pitch)																		
2013	AZL Rangers	0	0	0.00	1	1	0	0	0	1.0	0	0	0	0	0	0	0	1	0	0
	Round Rock	0	0	0.00	2	0	0	0	0	2.0	1	0	0	0	0	0	0	3	0	0
	Frisco	0	0	0.00	4	0	0	0	0	4.0	0	0	0	0	0	0	0	4	0	0
	TEXAS	1	0	3.80	26	0	0	0	0	23.2	18	10	10	2	1	14	2	28	2	0
2014	TEXAS	1	3	2.70	35	0	0	0	17	33.1	25	12	10	0	1	4	1	42	0	0
	DETROIT	1	1	4.91	13	0	0	0	1	11.0	13	7	6	2	1	2	1	6	1	0
2015	DETROIT	3	1	2.85	43	0	0	0	23	41.0	32	13	13	8	2	11	1	36	0	0
	PITTSBURGH	0	0	2.03	29	0	0	0	1	26.2	23	7	6	0	0	8	0	28	5	0
2016	KANSAS CITY	5	8	4.05	70	0	0	0	1	66.2	70	31	30	10	2	27	0	68	2	3
2017	KANSAS CITY	4	3	3.70	59	0	0	0	0	56.0	49	24	23	1	1	20	2	64	4	0
2018	CHICAGO (AL)	0	3	2.56	40	0	0	0	16	38.2	35	13	11	2	1	10	1	49	1	0
	MILWAUKEE	3	1	4.09	26	0	0	0	0	22.0	18	11	10	2	1	6	0	26	1	1
<b>AL Totals</b>	<b>28</b>	<b>34</b>	<b>2.87</b>	<b>584</b>	<b>0</b>	<b>0</b>	<b>0</b>	<b>219</b>	<b>585.2</b>	<b>484</b>	<b>199</b>	<b>187</b>	<b>49</b>	<b>22</b>	<b>175</b>	<b>14</b>	<b>634</b>	<b>20</b>	<b>5</b>	
<b>NL Totals</b>	<b>3</b>	<b>1</b>	<b>2.96</b>	<b>55</b>	<b>0</b>	<b>0</b>	<b>0</b>	<b>1</b>	<b>48.2</b>	<b>41</b>	<b>18</b>	<b>16</b>	<b>2</b>	<b>1</b>	<b>14</b>	<b>0</b>	<b>54</b>	<b>6</b>	<b>1</b>	
<b>ML Totals</b>	<b>31</b>	<b>35</b>	<b>2.88</b>	<b>639</b>	<b>0</b>	<b>0</b>	<b>0</b>	<b>220</b>	<b>634.1</b>	<b>525</b>	<b>217</b>	<b>203</b>	<b>51</b>	<b>23</b>	<b>189</b>	<b>14</b>	<b>688</b>	<b>26</b>	<b>6</b>	

### CAREER TRANSACTIONS

**2001** — Signed by the Los Angeles Dodgers as a non-drafted free agent, October 31. **2004** — Released, October 12. **2005** — Signed by the San Diego Padres to a minor league contract, December 20. **2006** — Loaned to Mexico City (Mexican League), March 21; returned, August 16. Selected by Kansas City in the Major League Rule 5 draft, December 7. **2007** — On the disabled list, May 23 to June 6. **2009** — On the disabled list, May 8 to June 1. **2012** — On the disabled list, March 26 to October 30. Elected free agency, October 31; signed by the Texas Rangers, December 6. **2013** — On the disabled list, March 22 to July 6; included rehabilitation assignments to Frisco, June 20 to 23 and July 3 to 6, Arizona League Rangers, June 24 to 26, Round Rock, June 27 to July 2. **2014** — Traded to the Detroit Tigers for pitchers Corey Knebel and Jake Thompson, July 23. On the disabled list, August 10 to September 9. **2015** — Traded to the Pittsburgh Pirates for minor league outfielder JaCoby Jones, July 30. Elected free agency, November 2; signed by the Kansas City Royals, December 11. **2017** — On the disabled list, August 16 to September 15. **2018** — Traded to the Chicago White Sox as part of a three-team trade in which the Royals also sent pitcher Scott Alexander to the Los Angeles Dodgers, January 24. The Dodgers sent pitcher Luis Avilan and cash to the White Sox and pitcher Trevor Oaks and minor league infielder Erick Mejia to the Royals and the White Sox sent minor league infielder Jake Peter to the Dodgers. Traded to the Milwaukee Brewers with cash for minor league pitchers Kodi Medeiros and Wilber Perez, July 26. On the disabled list, August 10 to 23. Elected free agency, October 30; signed by the Oakland Athletics, December 21.

### WILD CARD RECORD

Year	Club/Opp.	W	L	ERA	G	GS	CG	SHO	SV	IP	H	R	ER	HR	HB	BB	IBB	SO	WP	BK
2015	PIT vs. CHI	0	0	0.00	1	0	0	0	0	1.0	0	0	0	0	0	1	0	3	0	0

### DIVISION SERIES RECORD

Year	Club/Opp.	W	L	ERA	G	GS	CG	SHO	SV	IP	H	R	ER	HR	HB	BB	IBB	SO	WP	BK
2014	DET vs. BAL	0	1	45.00	2	0	0	0	0	1.0	4	5	5	0	0	2	1	0	0	0
2018	MIL vs. COL	1	0	0.00	3	0	0	0	0	2.2	1	0	0	0	0	1	0	5	0	0
<b>Totals</b>		<b>1</b>	<b>1</b>	<b>12.27</b>	<b>5</b>	<b>0</b>	<b>0</b>	<b>0</b>	<b>0</b>	<b>3.2</b>	<b>5</b>	<b>5</b>	<b>5</b>	<b>0</b>	<b>0</b>	<b>3</b>	<b>1</b>	<b>5</b>	<b>0</b>	<b>0</b>

### LEAGUE CHAMPIONSHIP SERIES RECORD

Year	Club/Opp.	W	L	ERA	G	GS	CG	SHO	SV	IP	H	R	ER	HR	HB	BB	IBB	SO	WP	BK
2018	MIL vs. LAD	0	0	18.00	4	0	0	0	0	2.0	4	4	4	0	0	2	0	3	0	0

### ALL-STAR GAME RECORD

Year	Club/Site	W	L	ERA	G	GS	CG	SHO	SV	IP	H	R	ER	HR	HB	BB	IBB	SO	WP	BK
2008	AL/NYY	0	0	0.00	1	0	0	0	0	1.2	2	0	0	0	0	2	0	2	0	0
2010	AL/Ana.																			

(Did not pitch)

### WORLD BASEBALL CLASSIC RECORD

Year	Club	W	L	ERA	G	GS	CG	SHO	SV	IP	H	R	ER	HR	HB	BB	IBB	SO	WP	BK
2009	Mexico	0	0	0.00	2	0	0	0	0	2.0	0	0	0	0	0	0	0	2	0	0
2017	Mexico	0	0	0.00	2	0	0	0	0	1.2	3	3	0	1	0	1	0	2	0	0
<b>Totals</b>		<b>0</b>	<b>0</b>	<b>0.00</b>	<b>4</b>	<b>0</b>	<b>0</b>	<b>0</b>	<b>0</b>	<b>3.2</b>	<b>3</b>	<b>3</b>	<b>0</b>	<b>1</b>	<b>0</b>	<b>1</b>	<b>0</b>	<b>4</b>	<b>0</b>	<b>0</b>

### SORIA'S CAREER BESTS

**Low Hit Complete Game:** None

**Innings Pitched:** 2.0 (23 times), last: April 9, 2017 at Houston

**Strikeouts:** 4 (five times), last: April 15, 2017 vs. Los Angeles (AL)

**Pitches:** 46, September 27, 2009 vs. Minnesota

**Longest Winning Streak:** 4 (three times), last: August 5, 2014 to June 28, 2015

**Longest Losing Streak:** 4 (four times), last: July 31, 2017 to July 5, 2018

**Longest Scoreless Streak:** 23.2, July 29 to September 30, 2010



**CATCHER**

**Height/Weight:** 5-11 / 205      **Bats/Throws:** Left / Right  
**Birthdate:** February 13, 1990      **Opening Day Age:** 29  
**Birthplace/Resides:** Rockledge, Florida / Rockledge, Florida  
**Major League Service:** 30 days  
**Obtained:** Selected in the 5th round of the 2011 First-Year Player Draft  
**Contract Status:** First year of a one-year contract through 2019

**NON-ROSTER INVITEE**

**CAREER HIGHLIGHTS**

Was the A's fifth round selection in the 2011 draft and made his Major League debut in his eighth professional season last year...went 1-for-5 (.200) in seven games with Oakland...is a .259 (574-for-2217) career hitter with 33 home runs and 302 RBI in 638 games over eight seasons in minors...has 309 walks to fuel a .351 on-base percentage...has tossed out 187-of-649 (28.8%) attempted base stealers...in addition to 529 games at catcher, he has played one game each at third base, left field and right field...also pitched once in 2015 with Midland...was named to the Texas League Midseason and Postseason All-Star Teams in 2016 after leading the league with a .383 on-base percentage.

**2018 HIGHLIGHTS**

Spent the season at Triple-A Nashville and batted .248 with three home runs and 39 RBI in 90 games before making his Major League debut as a September call-up...went 1-for-5 (.200) with a double, walk and two strikeouts in seven games with Oakland...did not make a start...appeared in six games at catcher and tossed out 1-of-2 (50.0%) attempted base stealers...also went 1-for-3 with a walk as a pinch hitter...made his debut Sept. 1 against Seattle...entered the game at catcher in the ninth inning but did not bat...struck out as a pinch hitter in first at bat in his next game Sept. 12 at Baltimore...was 0-for-3 in six games before doubling off Odrisamer Despaigne in the top of the fifth inning in the A's final game of the regular season, Sept. 30 at Los Angeles (AL)

**NASHVILLE:** Walked 50 times with the Sounds for a .360 on-base percentage...had a career-high three triples and matched his best with two stolen bases...ranked ninth in the A's farm system in walks...hit .261 (64-for-245) with all three of his home runs against right-handed pitchers compared to .193 (11-for-57) against left-handers...had a .309 batting average with runners in scoring position...collected all three of his home runs on the road...batted .355 in the eighth inning or later...appeared exclusively at catcher on defense and tossed out 12-of-73 (16.4%) attempted base stealers in 69 games...committed five errors for a .991 fielding percentage...also hit .239 in 20 games as the designated hitter and was 0-for-3 with a walk as a pinch hitter...saw his most action with 36 games batting fifth and 27 in the six spot...was 2-for-12 (.167) over his first five games...then went 18-for-49 (.367) with 11 walks (.483 on-base percentage) over his next 15 games from April 14 to May 7...had a season-high six-game hitting streak from May 1 to 7 (8-for-22, .364) to boost his batting average to .328 and his on-base percentage to .468...then went 7-for-45 (.156) with one double and three RBI over his next 14 games from May 8 to June 3...hit .343 with six RBI over a nine-game stretch from June 5 to 17...went 2-for-4 with a triple, home run and a season-high four RBI June 28 at Oklahoma City...the home run was his first of the season and snapped a season-opening 47-game homerless streak...matched his season-high with a six-game hitting streak from July 16-21 (8-for-20, .400)...doubled and walked four times in five plate appearances July 17 against Omaha...had his first of two three-hit games July 20 against Oklahoma City (also July 30 at Salt Lake)...went 8-for-42 (.190) over his final 12 games beginning Aug. 12.

**CAREER**

**2017**—Batted .309 with two home runs and seven RBI in 21 games with Double-A Midland before making his Triple-A debut in late June...hit .289 with three home runs and 17 RBI in 41

games with Nashville and combined for a career-high .298 batting average in 62 games...his .424 slugging percentage matched his career high...batted .325 against right-handed pitching compared to .191 against left-handers...hit .365 with a .400 on-base percentage when leading off an inning...had a .407 batting average with runners in scoring position with Nashville but hit .235 in that situation with Midland for a .341 average overall...appeared in 55 games at catcher and committed just one error in 408 chances for a .998 fielding percentage...tossed out 15-of-68 (22.1%) attempted base stealers...also went 6-for-22 (.273) in seven games at designated hitter and was 1-for-2 (.500) with a strikeout as a pinch hitter...hit in every spot in the order except first, second and fourth...saw his most playing time with 23 games batting seventh...began the season on the suspended list as he served a 50-game suspension for a violation of the minor league drug testing program...was reinstated May 31 and started the year at Midland...batted .455 in 11 games at home and .171 in 10 games on the road with the RockHounds...went 3-for-4 with his only triple of the season in his first game May 31 against Arkansas...the three hits were a season high (five times)...hit safely in each of his first six games (9-for-20, .450), which was his longest hitting streak of the season...homed and drove in a season-high two runs June 18 at Frisco...it was his first of four two-RBI games...that gave him a streak of three consecutive multiple hit games (6-for-13, .462), which lifted his batting average to .396...was transferred to Nashville June 26 and went 3-for-5 with two RBI in his Triple-A debut June 28 against Round Rock...hit safely in eight of his first nine games with the Sounds (12-for-30, .400)...committed his only error of the season July 14 against Omaha...was on the disabled list from Aug. 6 to 12 with a concussion...had his overall batting average at .302 through games of Sept. 2 but he went 1-for-8 over his final two games to finish the year at .298...returned to Cibao in the Dominican Winter League for the second consecutive season and hit .214 with eight walks (.333 on-base percentage) and five RBI in 14 games.

**2016**—Spent the entire season at Double-A Midland and hit .280 with five home runs and 53 RBI in 95 games...added 54 walks for a .383 on-base percentage...was named to the Texas League Midseason and Postseason All-Star Teams after leading the league in on-base percentage, ranking sixth in walks and seventh in batting...had career highs in at bats (339), runs (50), hits (95), walks and on-base percentage and matched his best in games, doubles (25) and RBI...led the A's farm system in on-base percentage and ranked seventh in batting...hit .318 with a .955 OPS against left-handed pitchers compared to .271 with a .738 OPS against right-handers...batted .341 during the day and .307 with runners in scoring position...appeared in 83 games at catcher and made his professional debut with one game at third base...led TL catchers in games played...tossed out 35-of-98 (35.7%) attempted base stealers, which ranked second best in the league...committed seven errors as a catcher for a .989 fielding percentage...hit in every spot in the order except first and fourth and saw his most playing time with 35 games in the three spot...reached base safely in a season-best 15 consecutive games from May 2 to 25...hit .308 with a .439 on-base percentage over that span...started at catcher for the Southern Division in the Texas League All-Star Game on June 28 at Springfield and went 0-for-2 with a strikeout...batted .324 with a .430 on-base percentage in 19 games in August...went 9-for-30 (.300) with five walks (.432 on-base percentage) and four RBI in eight postseason games to help Midland to its third consecutive Texas League Championship...played for Cibao in the Dominican Winter League following the season and hit .400 (12-for-30) with three doubles, three RBI and three walks in nine games.

**2015**—Began the season at Single-A Stockton and was batting .214 with four home runs and 28 RBI in 68 games when he was placed on the disabled list July 28 with a strained right groin...was reinstated Aug. 6 and transferred to Double-A Midland where he hit .259 with two home runs and 11 RBI in 16 games...combined to hit .223 in 84 games overall...added 41 walks for a .322 on-base percentage...hit .251 against right-handed pitching, .136 against left-handers...appeared in 73 games at catcher and committed just two errors for a .997 fielding percentage...tossed out 38-of-81 (46.9%) attempted base stealers...batted in each of the bottom five spots in the order and saw his most action with 37 games batting seventh...had a grand slam June 26 at Inland Empire...made his professional debut as a pitcher with Midland on Aug. 12 against Springfield...entered the game in the top of the 14th inning with the scored tied 3-3 and allowed a run on three hits in one inning pitched...picked up the win when Midland scored two runs in the bottom of the 14th...went 4-for-12 (.333) with three walks and a RBI in four postseason games for the Texas League Champion RockHounds.

**2014**—Began the season at Double-A Midland and hit .239 with three home runs and 26 RBI in 63 games before he was sent to Single-A Stockton July 23...hit .333 with five home runs and 27 RBI in 32 games with the Ports and combined for a .273 average...had career highs in games (95), doubles (25), home runs (8), RBI (53), slugging percentage (.424) and strikeouts (94)...batted .333 with runners in scoring position...appeared in 86 games at catcher and one in right field...tossed out 29-of-102 (28.4%) attempted base stealers...hit .333 in June...reached base safely in 22 consecutive games from July 26 to Aug. 19...batted .384 with a .489 on-base percentage during the streak...went 4-for-5 with a home run and four RBI Aug. 9 against Modesto...also drove in four runs against the Nuts Aug. 29...was 2-for-5 (.400) with a home run, RBI and two walks in two postseason games for Stockton.

**2013**—Spent the entire season at Double-A Midland where he batted .191 with three home runs and 32 RBI in 76 games...hit .205 against right-handed pitching compared to .135 against left-handers...had a .273 average with runners in scoring position and two outs...appeared in 68 games at catcher and committed five errors for a .990 fielding percentage...tossed out 24-of-108 (22.2%) attempted base stealers...began the season on the disabled list with a left thumb contusion...was reinstated April 14...had a season-best six-game hitting streak from May 28 to June 7 (9-for-22, .409)...went 3-for-5 with a grand slam and a season-high five RBI June 6 at Corpus Christi...batted .258 in June, which was his only month with an average above .182.

**2012**—Batted a combined .292 with three home runs and 44 RBI in 88 games with Single-A Stockton and Double-A Midland...ranked fourth in the A's farm system in batting...added 39 walks for a .372 on-base percentage, which was sixth best among A's minor leaguers...batted .312 against right-handed pitching...appeared in 61 games catcher and one in left field...tossed out 17-of-71 (23.9%) attempted base stealers...began the season on the disabled list with a strained oblique...was reinstated April 12...hit safely in each of his final five games with Stockton and each of his first seven with Midland for a season-high 12-game hitting streak (19-for-48, .396)...was promoted to Double-A July 12.

**2011**—Made his professional debut with Short Season Vermont but appeared in just five games before he was promoted to Single-A Burlington June 27...batted a combined .272 with 18 RBI in 48 games...hit .323 against right-handed pitching and .333 with runners in scoring position...appeared in 34 games at catcher and tossed out 17-of-44 (38.6%) attempted base stealers...went 2-for-7 (.286) with a double and walk in two postseason games for Burlington.

## PERSONAL/MISCELLANEOUS

Beau Ritchie Taylor was originally signed by A's scout Trevor Schaffer...graduated from Rockledge (FL) High School...attended the University of Central Florida...batted .337 with 16 home runs and 105 RBI in his college career...was a Louisville Slugger/Collegiate Baseball Freshman All-America selection.

### LIFETIME PLAYING RECORD

Year	Club	AVG.	G	AB	R	H	2B	3B	HR	RBI	SH	SF	HP	BB	SO	SB	CS	SLG	OBP	E
2011	Vermont	.111	5	18	1	2	0	0	0	1	0	0	0	0	4	0	0	.111	.111	1
	Burlington	.293	43	147	16	43	7	2	0	17	1	1	0	18	34	1	3	.367	.367	4
2012	Stockton	.328	52	195	25	64	10	2	3	34	0	2	1	28	29	0	2	.446	.412	8
	Midland	.233	36	120	13	28	5	0	0	10	1	0	1	11	36	0	0	.275	.303	0
2013	Midland	.191	76	267	21	51	11	0	3	32	1	3	2	33	71	1	0	.266	.282	5
2014	Midland	.239	63	209	22	50	15	0	3	26	2	1	1	23	61	1	1	.354	.316	3
	Stockton	.333	32	114	21	38	10	0	5	27	0	2	0	22	33	0	0	.553	.435	1
2015	Stockton	.214	68	238	27	51	11	1	4	28	0	1	3	34	63	2	1	.319	.319	2
	Midland	.259	16	58	11	15	2	0	2	11	0	1	0	7	11	0	0	.397	.333	0
2016	Midland	.280	95	339	50	95	25	0	5	53	1	3	4	54	86	1	1	.398	.383	7
2017	Midland	.309	21	68	10	21	4	1	2	7	0	1	0	9	17	0	0	.485	.385	0
	Nashville	.289	41	142	26	41	6	0	3	17	0	1	0	20	32	0	1	.394	.374	1
2018	Nashville	.248	90	302	39	75	15	3	3	39	0	1	3	50	89	2	0	.348	.360	5
	OAKLAND	.200	7	5	0	1	1	0	0	0	0	0	0	1	2	0	0	.400	.333	0
ML Totals		.200	7	5	0	1	1	0	0	0	0	0	0	1	2	0	0	.400	.333	0
Minor League Totals		.259	638	2217	282	574	121	9	33	302	6	17	15	309	566	8	9	.366	.351	37



## LIFETIME PITCHING RECORD

Year	Club	W	L	ERA	G	GS	CG	SHO	SV	IP	H	R	ER	HR	HB	BB	IBB	SO	WP	BK
2015	Midland	1	0	9.00	1	0	0	0	0	1.0	3	1	1	0	0	0	0	0	0	0

## CAREER TRANSACTIONS

**2011** — Selected by the Oakland Athletics organization in the 5th round of the First-Year Player Draft.

## TAYLOR'S CAREER BESTS

Hits: 1, September 30, 2018 at Los Angeles (AL)  
 Home Runs: None  
 Runs Batted In: None  
 Stolen Bases: None  
 Hitting Streak: 1, September 30, 2018 to present  
 Hitless Streak (At Bats): 3, September 12 to 20, 2018  
 Game Ending RBI: None  
 Grand Slams: None  
 Pinch-Hit Home Runs: None  
 Inside-The-Park Home Runs: None  
 Lead Off Home Runs: None

## OAKLAND A'S PLAYERS WHO HAVE PITCHED

PLAYER	DATE	OPPONENT	SCORE	DEC	IP	H	R	ER	BB	SO
Jake Smolinski	June 13, 2018	Houston	5-13	-	1.0	2	2	2	0	0
Tyler Ladendorf	June 3, 2016	at Houston	2-12	-	1.0	1	0	0	1	0
Josh Phegley	May 8, 2016	at Baltimore	3-11	-	0.2	0	0	0	0	1
Ike Davis	August 16, 2015	at Baltimore	2-18	-	1.0	1	0	0	1	1
Ike Davis	April 21, 2015	at Los Angeles (AL)	1-14	-	1.0	0	0	0	0	0
Frank Menechino	July 18, 2000	at Colorado	3-18	-	1.0	6	4	4	0	0
Kevin Seitzer	May 2, 1993	at Cleveland	2-10	-	0.1	0	0	0	0	1
Vance Law	October 2, 1991	at Kansas City	5-16	-	0.2	1	0	0	1	0
Mark Wagner	August 20, 1984	at Detroit	1-14	-	1.2	2	0	0	1	1
Garry Hancock	June 25, 1984	at Kansas City	0-16	-	1.1	0	0	0	0	0
Wayne Gross	May 18, 1983	at Minnesota	5-16	-	2.1	2	0	0	1	0
Jeff Newman	September 14, 1977	at Kansas City #2	0-6	-	1.0	1	0	0	0	0

**RIGHT-HANDED PITCHER****Height/Weight:** 6-5 / 227**Bats/Throws:** Right / Right**Birthdate:** June 30, 1988**Opening Day Age:** 30**Birthplace/Resides:** Wichita, Kansas / Walla Walla, Washington**Major League Service:** 4 years, 65 days**Obtained:** Acquired from Washington with Sheldon Neuse and Jesus Luzardo for Sean Doolittle and Ryan Madson, July 16, 2017**Contract Status:** First year of a one-year contract through 2019**CAREER HIGHLIGHTS**

Was selected by the A's in the seventh round of the 2011 First-Year Player Draft but was traded to Washington in a three-team, five-player deal prior to the 2013 season before returning to Oakland in a five-player trade in July of 2017...is 20-17 with 55 saves and a 2.64 ERA in 288 games in five seasons in the majors...posted a 0.78 ERA in 2018, which was the lowest in Major League history among pitchers with 80 or more innings...had 38 saves and 100 strikeouts to become the first pitcher in Major League history to save 30 games, compile an ERA under 1.00 and strikeout 100 batters...led Major League relievers with 17 double play induced in 2016...made his Major League debut with Washington with seven starts and eight relief appearances in 2014 and transitioned to a full-time relief role in 2015...has pitched in the postseason in 2016 and 2018.

**2018 HIGHLIGHTS**

Went 9-2 with a career-high 38 saves, a career-low 0.78 ERA and a career-high 100 strikeouts to become the first pitcher in Major League history to save 30 games, compile an ERA under 1.00 and strikeout 100 batters...the ERA was the lowest in Major League history among pitchers with 80 or more innings since the earned run became an official stat (1912 in NL, 1913 in AL)...it was the lowest in 2018 among pitchers with 17 or more innings...was named Major League Relief Pitcher of the Year by *Baseball Digest* and was named as the reliever on the *Baseball America* All-Star Team...his 38 saves ranked third in the American League, tied for fourth in the majors and tied for seventh in Oakland history...had five blown saves and his save percentage of 88.4% was seventh best in the AL and 10th best in Oakland history...the A's came

back to win in two of the five games in which he blew the save and had a 61-7 (.897) record in games he pitched...ranked fifth among AL relievers in strikeouts and is the seventh reliever in Oakland history to strike out 100 batters, the first since Michael Wuertz had 102 in 2009...tied for second on the A's pitching staff in strikeouts...had the lowest opponents on-base percentage (.217) and OPS (.417) among AL relievers, ranked second in slugging (.199) and fourth in batting (.158)...the batting average, slugging percentage and OPS were third lowest in Oakland history by a reliever and the on-base percentage ranked fourth...all four marks were career lows...was named to his first All-Star Game...his nine wins were a career-high and ranked second on the Oakland pitching staff...they ranked second among AL relievers and tied for seventh in Oakland history by a reliever...led AL relievers in winning percentage (.818) and was fifth with a career-high 80.1 innings pitched...surrendered just two home runs for an average of 0.22 per nine innings, which was fourth lowest in the AL...first batters faced were 7-for-64 (.109) with four walks (.162 on-base percentage) and one double (.125 slugging percentage)...tied for the lowest opponents slugging percentage in the AL and ranked second in batting, on-base percentage and OPS (.287)...since 1974, the batting average and slugging percentage were third lowest by an Oakland reliever, the OPS ranked fourth and the on-base percentage was fifth...allowed 16-of-19 (31.6%) inherited runners to score...his opponents batting average broke down to .124 (18-for-145) against right-handed hitters compared to .192 (28-for-146) against left-handers...based on a minimum of 150 batters faced, his mark against righties is the lowest in Oakland history...now has a .205

**LOWEST ERA,  
MAJOR LEAGUE HISTORY**

<b>0.78</b>	<b>Blake Treinen, OAK (2018)</b>
0.90	Ferdie Schupp, NYG (1916)
1.00	Dutch Leonard, BOS (1914)
1.12	Bob Gibson, STL (1968)
1.14	Walter Johnson, WAS (1913)

(min. 80.0 ip...since 1912 in NL and 1913 in AL...source: Stats, Inc.)

(142-for-694) career average against righties, .275 (154-for-560) against lefties...has surrendered 13 of his 18 career home runs to lefties for a .402 slugging percentage...has a .256 slugging percentage against righties...opponents were 7-for-69 (.101) with runners in scoring position, which was the lowest in Oakland history among pitchers with at least 80 innings pitched...yielded a .100 average with two strikes...had a 0.94 ERA and .174 opponents batting average in 40 games before the All-Star Break...improved in post-break play as he logged a 0.56 ERA and .133 opponents average in 28 games after the break...was 6-0 with a 0.63 ERA in 34 games at home and was 18-for-20 (90.0%) in saves...did not allow a home run in 43.0 innings...is now 9-3 with a 1.55 ERA (11 er in 63.2 ip) and has converted 24-of-26 (92.3%) save opportunities in 52 career appearances in the Coliseum...went 4-0 with a 0.52 ERA in 27 days games and did not allow a home run in 34.1 innings...had a 2.35 ERA in the seventh and eighth innings, a 0.62 ERA from the ninth inning on...converted all nine of his save opportunities against AL East teams and had a 0.57 ERA in 14 games...was 5-for-5 in saves against Texas and is a perfect 11-for-11 with a 1.00 ERA (2 er in 18.0 ip) in 17 career appearances against the Rangers...averaged the fifth fewest pitches per inning among AL relievers (14.4)...opponents were successful in all seven of their stolen base attempts with him on the mound...tossed at least one inning in 64 of his 68 appearances, did not surrender a run 59 times and did not allow a batter to reach base safely 28 times.

**OAKLAND:** Tossed 1.2 scoreless innings April 2 against Texas for his first save of the season...it was his first of eight saves of more than three outs (five four-out, two five-out, one six-out)...allowed his first home run of the season April 6 at Los Angeles (AL), a three-run shot to Upton in the seventh inning for the blown save...would not allow another home run until Aug. 23 at Minnesota (Kepler) for a career-high 49-game, 58.0-inning, 233-batters faced homerless streak...tossed a season-high 3.0 innings in the A's 12-11, 14-inning win over Chicago (AL) on April 18...allowed a run in the top of the ninth for the blown save but then pitched a scoreless 10th and 11th inning...compiled a 1.80 ERA in April and was 1-1 with three saves and two blown saves...the ERA was his highest single-month ERA of 2018...then converted 20 consecutive save opportunities from May 4 to July 9, which was the seventh longest consecutive save streak in Oakland history...allowed just two runs over that 28-game stretch for a 0.57 ERA...opponents went 14-for-108 (.130) and he struck out 39 batters in 31.2 innings...allowed just one run over a 22-game stretch from May 18 to July 9 for a 0.36 ERA...had scoreless streaks of 10.2 innings from May 18 to June 10 and 13.2 innings from June 17 to July 9...retired 20 consecutive batters from May 24 to June 10...was named American League Reliever of the Month for May...converted all 10 of his save opportunities and logged a 0.59 ERA and .151 opponents batting average...the 10 saves tied Dennis Eckersley's A's record for saves in the month of May, set in 1992...followed that up by going 2-0 with a 0.68 ERA and .111 opponents batting average in 11 games in June...was 8-for-8 in saves...was named to his first AL All-Star team and retired the side in order in the sixth inning with the AL leading 2-1 in the July 17 All-Star Game at Washington (Votto fly out, Yelich ground out, Blackmon fly out)...had his streak of 20 consecutive saves end July 10 at Houston when he allowed two runs in the bottom of the 11th inning of the A's 6-5 loss...had another blown save July 21 against San Francisco in a game the A's came back to win 4-3 in 11 innings...then went 4-0 and converted all 13 of his saves over his next 25 games from July 24 to Sept. 24...did not allow a run in 24 of those contests for a 0.32 ERA...held opponents to a .116 batting average...retired 21 consecutive batters from Aug. 23 to Sept. 3...did not allow a hit over an 11-game stretch from Aug. 25 to Sept. 21 for a 13.1-inning hitless streak...that was the second longest hitless streak in Oakland history to Sean Manaea's 14.0-inning streak earlier in the season from April 15-27...had a 15.1-inning scoreless streak from Aug. 25 to Sept. 24, which fell 1.0 inning short of his career high...opponents went 1-for-47 (.021) with a walk and hit by pitch (.061 on-base percentage) during the streak...posted a 0.69 ERA and .170 opponents batting average in 12 games in August and converted all seven of his save opportunities...was credited with the win in three straight appearances on Sept. 14 at Tampa Bay and Sept. 21 and 22 against Minnesota...had his scoreless streak and consecutive saves streak end Sept. 25 at Seattle when he allowed an unearned run in the ninth inning for the blown save in a 10-8 A's loss in 11 innings...it was the first time all year the A's lost a game when leading after seven innings...finished the season with a 17.1-inning streak without allowing an earned run...did not allow an earned run in 11 outings in September (13.1 ip) and was 3-0 with four saves and a blown save to earn AL Reliever of the Month honors for the second time in 2018...entered the game in the sixth inning in the Wild Card game at New York on Oct. 3 and allowed his only inherited runner to score plus three runs of his own in 2.0 innings of relief...it

was the only time in 2018 he allowed more than one earned run in a game and his 42 pitches were his most in a game since he tossed 44 in 3.0 innings of relief April 18 against Chicago (AL)... it was the first time he entered the game prior to the eighth inning since coming in with two outs in the seventh on April 6 at Los Angeles (AL) and the first time he entered the game in the sixth inning since July 22, 2017.

## CAREER

**2017**—Was acquired from Washington in the Sean Doolittle/Ryan Madson trade on July 16 and ended up saving 13 games for the A's...went 3-4 with a 2.13 ERA in 35 appearances with Oakland and his ERA was third lowest in the American League among pitchers with more than 35 innings from July 17 through the end of the season...was 0-2 with three saves and a 5.73 ERA in 37 games with the Nationals and combined for a 3-6 record, 16 saves and a 3.93 ERA overall...had career highs in losses, hits (80), runs (35), earned runs (33), home runs (6), hit batters (5), ERA, opponents slugging percentage (.397) and OPS (.736)...converted 16-of-21 (76.2%) save opportunities, which was the fifth lowest save percentage in the majors...tied for third among Major League relievers in grounded into double plays (12)...surrendered the second most hits among ML relievers, tied for sixth in losses and lowest winning percentage (.333) and was seventh in most opponents RBI (46)...allowed 16-of-36 (44.4%) inherited runners to score, which was eighth highest in the majors...that included 8-of-18 with both the A's and Nationals...yielded a .274 opponents batting average, including .252 against right-handed hitters and .302 against left-handers...surrendered five of his six home runs to lefties for a .488 slugging percentage (.325 against righties)...11 of his 12 GIDP were against righties...opponents hit .325 with runners in scoring position, including .394 with RISP and two outs and .417 with the bases loaded...first batters faced hit .309 and his 13 first batter RBI tied for fifth most in the majors...compiled a 2.97 ERA in the ninth inning, a 4.81 ERA in all other innings...had a 2.70 ERA in 21 games on no days rest, a 9.00 ERA in 17 games on one day of rest and a 2.15 ERA in 34 games on two days rest or more...logged a 3.50 ERA at night, 4.60 during the day...pitched in each of the Nationals first four games and had three saves, a blown save and an 8.10 ERA over that span...those were his only saves of the season with Washington...tossed a season-high 2.0 innings May 2 against Arizona, his first of seven games of two or more innings...had a 9.22 ERA over his first 15 games through May 7...then compiled a 2.84 ERA over his next 11 outings from May 8 to June 9...did not allow a run in his final three games with the Nationals...was traded to Oakland July 16 with minor leaguers Sheldon Neuse and Jesus Luzardo for Sean Doolittle and Ryan Madson...yielded just one earned run in his first nine appearances with Oakland for a 0.77 ERA in 12 games in July...was credited with his first save as an Athletic July 31 against San Francisco when he tossed a scoreless ninth inning in the A's 8-5 win...his 13 saves from July 31 through the end of the season tied for third most in the American League over that span...was charged with his fifth and final blown save of the season Aug. 4 at Los Angeles (AL) when he inherited a bases loaded situation in the seventh inning and allowed all three runners to score...picked up the save two days later against the Angels to start a season-ending streak where he converted each of his 12 saves over his final 24 games...had a 2.36 ERA and .235 opponents batting average over that stretch...made the 200th appearance of his career Aug. 15 against Kansas City and picked up his first win as Athletic, despite allowing two runs in 1.2 innings...had a season-high three strikeouts against the Royals, a figure he would match Aug. 20 at Houston and Sept. 4 vs. Los Angeles (AL)...was charged with the loss in three consecutive appearances from Sept. 2-5, to become the first A's reliever with a loss in three consecutive games since Brian Fuentes set the Oakland record with a four-game streak from May 18-23, 2011...the streak was part of a career-high four-game losing streak from Aug. 16-Sept. 5...did not allow a run over his final 10 games beginning Sept. 10 for a season-high 9.1 inning scoreless streak (8

### ATHLETICS MOST CONSECUTIVE SAVES WITHOUT A BLOWN SAVE

44	Grant Balfour, May 5, 2012-July 22, 2013
40	Dennis Eckersley, September 15, 1991-August 7, 1992
27	Andrew Bailey, June 17, 2009-May 8, 2010
21	Huston Street, July 19, 2005-April 15, 2006
21	Dennis Eckersley, September 28, 1989-June 10, 1990
21	Mudcat Grant, May 1-August 14, 1970
20	Blake Treinen, May 4-July 9, 2018

h, 4 bb, 11 so)...had surgery to remove a cyst on his right middle finger Oct. 6...the surgery was performed by Dr. McPherson Beall in Portland, Ore.

**2016**—Established himself as one of the top relievers in Major League Baseball, appearing in 73 games...ranked among National League relievers in ERA (8th, 2.28), holds (12th, 22) and games played (t-12th, 73)...led NL relievers and ranked third in the majors in ground ball percentage (66.5%)...induced 17 double plays, which was the most in the majors among relievers...allowed a career-low 51 hits...recorded a 0.68 ERA with 14 strikeouts, four walks, 10 hits and seven holds in his final 15 games of the regular season...posted a 1.89 ERA in 37 road contests...tossed 16.1 consecutive scoreless innings from May 15 to June 24...recorded his first career save, June 27 at Cleveland (0.2 ip)...made his first appearance in the postseason...earned the win in Game 2 of the NLDS against Los Angeles (1.1 ip, 2 so).

**2015**—Made his first Opening Day roster...transitioned to a relief role...induced ground balls at a rate of 63.8 percent (fifth in NL) and ranked 11th in the majors in fastball velocity (96.4 mph)...held right-handed batters to a .187/.276/.216 line while surrendering just two extra base hits (double, home run) in 134 at bats...allowed fewer hits per nine innings (8.25) than in 2014 (10.13)...also improved his strikeouts per nine innings (8.65) as compared to 2014 (5.33)...was optioned to Triple-A Syracuse July 20 and recalled Aug. 6...struck out 14 in 12.0 scoreless innings of relief spanning five games...upon his return to Washington, tossed scoreless relief in next 12 games (13.0 ip)...struck out 12, walked two and posted a 0.69 WHIP over that stretch.

**2014**—Enjoyed six separate stints with the Nationals in 2014 despite never having pitched above Double-A entering the 2014 season...was 1-3 with a 3.00 ERA in seven starts for Washington...faced, among others, C.Kershaw, E.Volquez, A.Cashner, T.Hudson, J. Samardzija (16 combined Opening Day starts)...made his Major League debut April 12 at Atlanta with 2.0 scoreless innings...spun 5.0 innings of two-run ball to pocket his first career win, June 28 at Chicago-NL (G2)...went 8-2 with a 3.35 ERA in 16 International League starts for Triple-A Syracuse...fanned 7.1 batters per nine innings and walked just 2.2 batters per nine innings at Triple-A.

**2013**—Combined on a 3.47 ERA in 23 games (22 starts) for Double-A Harrisburg and short-season Single-A Auburn in his third professional season...fanned 93 batters in 124.2 innings...was touched for only nine home runs in that span.

**2012**—Began his conversion to a starting role, going 6-6 with a 4.70 ERA in 15 starts for Stockton of the Single-A California League...struck out a career-best 10 on June 12 vs. Bakersfield...posted a 2.08 ERA in nine relief appearances, fanning 14 in 13.0 innings out of the bullpen...registered a 4.0 strikeout-to-walk ratio (92 so, 23 bb).

**2011**—Posted a win, two saves, a 3.67 ERA and allowed only one homer in his 30.0-inning pro debut with Burlington of the Single-A Midwest League and the Athletics' Arizona Rookie League club.

## PERSONAL/MISCELLANEOUS

Blake M. Treinen was originally signed by A's scout Kevin Mello...he and his wife, Kati, have one daughter, Addison...pitched collegiately as a walk-on and graduated from South Dakota State University...went 10-4 with a 4.46 ERA in 25 career starts spanning two seasons (2010-11) for the Jackrabbits...struck out 9.4 batters per 9.0 innings at SDSU...before his arrival in Brookings, SD, studied at the University of Arkansas and Baker (KS) University...was member of Baker's JV squad...attempted to try out at Arkansas, but school did not have a program for walk-ons...was forced to sit out 2009 campaign while transferring from Arkansas to South Dakota State...graduated from Osage City (KS) High School ...during 2016 Spring Training, garnered attention as the subject of a clue on "Jeopardy," The Nationals' Blake Treinen hit 100 miles per hour with this type of pitch that gets its name from its downward motion (answer: "What is a sinker?").

## LIFETIME PITCHING RECORD

Year	Club	W	L	ERA	G	GS	CG	SHO	SV	IP	H	R	ER	HR	HB	BB	IBB	SO	WP	BK
2011	AZL Athletics	0	0	0.00	3	0	0	0	0	3.0	3	0	0	0	0	1	0	7	0	0
	Burlington	1	1	3.67	18	0	0	0	2	27.0	20	13	11	1	1	7	0	29	2	0
2012	Stockton	7	7	4.37	24	15	1	0	0	103.0	116	60	50	11	4	23	0	92	5	0
2013	Harrisburg	6	7	3.64	21	20	0	0	0	118.2	125	54	48	9	4	33	2	86	8	1
	Auburn	0	0	0.00	2	2	0	0	0	6.0	1	0	0	0	0	0	0	7	0	0
2014	Syracuse	8	2	3.35	16	16	0	0	0	80.2	78	34	30	4	4	20	0	64	2	0
	WASHINGTON	2	3	2.49	15	7	0	0	0	50.2	57	17	14	1	2	13	1	30	1	0
2015	WASHINGTON	2	5	3.86	60	0	0	0	0	67.2	62	32	29	4	2	32	6	65	4	0
	Syracuse	0	0	0.00	5	0	0	0	0	12.0	6	0	0	0	0	1	0	14	3	0
2016	WASHINGTON	4	1	2.28	73	0	0	0	1	67.0	51	19	17	5	0	31	6	63	1	0
2017	WASHINGTON	0	2	5.73	37	0	0	0	3	37.2	48	24	24	3	3	13	1	32	1	0
	OAKLAND	3	4	2.13	35	0	0	0	13	38.0	32	11	9	3	2	12	2	42	3	0
2018	OAKLAND	9	2	0.78	68	0	0	0	38	80.1	46	12	7	2	1	21	3	100	6	0
<b>AL Totals</b>		<b>12</b>	<b>6</b>	<b>1.22</b>	<b>103</b>	<b>0</b>	<b>0</b>	<b>0</b>	<b>51</b>	<b>118.1</b>	<b>78</b>	<b>23</b>	<b>16</b>	<b>5</b>	<b>3</b>	<b>33</b>	<b>5</b>	<b>142</b>	<b>9</b>	<b>0</b>
<b>NL Totals</b>		<b>8</b>	<b>11</b>	<b>3.39</b>	<b>185</b>	<b>7</b>	<b>0</b>	<b>0</b>	<b>4</b>	<b>223.0</b>	<b>218</b>	<b>92</b>	<b>84</b>	<b>13</b>	<b>7</b>	<b>89</b>	<b>14</b>	<b>190</b>	<b>7</b>	<b>0</b>
<b>ML Totals</b>		<b>20</b>	<b>17</b>	<b>2.64</b>	<b>288</b>	<b>7</b>	<b>0</b>	<b>0</b>	<b>55</b>	<b>341.1</b>	<b>296</b>	<b>115</b>	<b>100</b>	<b>18</b>	<b>10</b>	<b>122</b>	<b>19</b>	<b>332</b>	<b>16</b>	<b>0</b>

## CAREER TRANSACTIONS

**2010** — Selected by the Florida Marlins in the 23rd round of the First-Year Player Draft; did not sign. **2011** — Selected by the Oakland Athletics in the 7th round of the First-Year Player Draft. **2013** — Traded to the Washington Nationals with minor league pitcher A.J. Cole and a PTBNL (minor league pitcher Ian Krol on March 20) as part of a three-team deal in which the Seattle Mariners sent catcher John Jaso to Oakland and the Nationals sent outfielder Michael Morse to Seattle, January 16. **2017** — Traded to the Oakland Athletics with minor league pitcher Jesus Luzardo and minor league infielder Sheldon Neuse for pitchers Sean Doolittle and Ryan Madson, July 16.

## WILD CARD RECORD

Year	Club/Opp.	W	L	ERA	G	GS	CG	SHO	SV	IP	H	R	ER	HR	HB	BB	IBB	SO	WP	BK
2018	OAK vs. NYY	0	0	13.50	1	0	0	0	0	2.0	2	3	3	1	0	2	0	0	0	0

## DIVISION SERIES PITCHING RECORD

Year	Club/Opp.	W	L	ERA	G	GS	CG	SHO	SV	IP	H	R	ER	HR	HB	BB	IBB	SO	WP	BK
2016	WAS vs. LAD	1	1	6.75	3	0	0	0	0	2.2	3	2	2	0	1	0	0	5	0	0

## ALL-STAR GAME RECORD

Year	Club/Site	W	L	ERA	G	GS	CG	SHO	SV	IP	H	R	ER	HR	HB	BB	IBB	SO	WP	BK
2018	A.L./Wash	0	0	0.00	1	0	0	0	0	1.0	0	0	0	0	0	0	0	0	0	0

## TREINEN'S CAREER BESTS

**Low Hit Complete Game:** None

**Innings Pitched:** 6.0, June 7, 2014 at San Diego. As reliever: 4.0, May 14, 2015 at San Diego


**Strikeouts:** 6, May 14, 2015 at San Diego

**Pitches:** 102, May 22, 2014 at Pittsburgh. As reliever: 66, June 7, 2016 at Chicago (AL)

**Longest Winning Streak:** 5, April 22 to July 7, 2018

**Longest Losing Streak:** 4, August 16 to September 5, 2017

**Longest Scoreless Streak:** 16.1, May 15 to June 24, 2016

**RIGHT-HANDED PITCHER****Height/Weight:** 6-4 / 223**Bats/Throws:** Right / Right**Birthdate:** March 16, 1989**Opening Day Age:** 30**Birthplace/Resides:** Nashville, Tennessee / Nashville, Tennessee**Major League Service:** 2 years, 123 days**Obtained:** Claimed off waivers from Baltimore, March 13, 2016**Contract Status:** First year of a one-year contract through 2019**CAREER HIGHLIGHTS**

Is 9-8 with a 4.53 ERA in 45 games, including 27 starts, in three seasons in the majors, all with Oakland...made just one start among his 168 career appearances in the majors...has begun the season in the A's starting rotation in each of the last two years only to have his season end early due to injury both teams...a hip injury ended his 2017 season on June 10 and a nerve injury that eventually led to thoracic outlet surgery cut short his 2018 season on May 18...is 13-10 with a 2.09 ERA (59 er in 254.1 ip) in 168 games as a minor leaguer...was drafted by Cleveland and San Francisco before signing with Kansas City after the Royals selected him in the 19th round of the 2012 draft...was traded to the Baltimore organization at the start of the 2015 season and claimed off waivers by the A's in the spring of 2016...led the Texas League with 19 saves in 2014.

**2018 HIGHLIGHTS**

For the second consecutive season, he began the year in the A's starting rotation before his season ended early due to an injury...was 3-1 with a 5.23 ERA in nine starts when he was placed on the 10-day disabled list May 18 with nerve irritation in his right arm...would not pitch again until Sept. 5 when he began a rehab assignment with Single-A Stockton...that would be his only outing before undergoing surgery Sept. 26...his ERA was his highest of his three big league seasons as was his .413 opponents slugging percentage, but his .231 opponents batting average was his lowest...struck out 43 batters in 41.1 innings, which marks the first time he finished with more strikeouts than inning pitched...his opponents batting average included a mark of .231 (18-for-78) against left-handed hitters compared to .232 (19-for-82) against right-handers...yielded a .200 average with runners in scoring position, including .111 with RISP and two outs...opponents were 2-for-2 with a grand slam and six RBI with the bases loaded...they are now 6-for-11 (.545) with a double, triple, three home runs, 21 RBI and a walk in his career (1.636 slugging percentage, 2.175 OPS)...allowed a .263 opponents average the first time through the lineup, .167 the second time and .292 after that...held opponents to a .156 average with two outs...yielded a .190 average to the opponents clean-up hitter and has a .179 (14-for-78) average against the four hitter in his career...went 2-1 with a 3.42 ERA in five starts against American League West teams, 1-0 with an 8.40 ERA in four starts against everyone else...is now 6-2 with a 3.42 ERA (31 er in 81.2 ip) in 18 career games against the AL West compared to 3-6 with a 5.64 ERA (51 er in 81.1 ip) in 27 games against all other teams...was 2-1 with a 3.45 ERA in six starts at night compared to 1-0 with a 9.24 ERA in three starts during the day...allowed two home runs in 28.2 innings at night, five home runs in 12.2 innings during the day...opponents were successful in all five of their stolen base attempts off him and are 20-for-24 (83.3%) with him on the mound in 21 starts over the last two seasons...allowed two runs or fewer in six of his nine starts and six hits or fewer in all nine starts...however, walked at least two batters in seven times...the A's were 6-3 (.667) in his starting assignments.

**OAKLAND:** Was on the A's Opening Day Roster and went 1-0 with a 2.87 ERA over his first three starts...then compiled a 2-1 record and a 6.66 ERA over his final six starts...picked up the win in his second start of the season April 7 at Los Angeles (AL)...it was his first win since May 10, 2017, also against the Angels, and it snapped a career-high four-game losing streak...left his start on April 13 at Seattle with a 3-2 lead but the bullpen blew the save...allowed six runs in 1.1 innings April 18 against Chicago (AL), which was the shortest start of his career...ended up with a no decision as the A's came back to win 12-11 in 14 innings...matched his career highs with 7.0 in-

nings pitched and nine strikeouts and allowed just two base runners in a 2-1 win over Baltimore on May 6...issued a career-high four walks and surrendered a career-high tying three home runs in a no decision at New York (AL) on May 12...tossed just 2.1 innings in his final start May 17 at Toronto...went on the DL the next day and was transferred to the 60-day DL July 13...began a rehab assignment with Single-A Stockton on Sept. 5...pitched 1.2 scoreless innings of relief in Game 1 of the California League Semifinals against Visalia (1 h, 2 bb, 2 so)...was shut down after the one outing and underwent successful thoracic outlet surgery on Sept. 26...the surgery, a first rib resection and scalenectomy, was performed by Dr. Gregory Pearl from the Texas Vascular Associates in Dallas, Tex.

## CAREER

**2017**—Was on the A's Opening Day roster and went 5-6 with a 4.27 ERA in 12 starts before his season ended June 10 with a hip injury...had surgery to repair the labrum in his left hip July 13... was 5-2 with a 2.12 ERA and .209 opponents batting average over his first eight starts...then went 0-4 with a 9.64 ERA and .381 opponents average over his final four starts...allowed a .266 opponents batting average, which included .215 against left-handed hitters compared to .302 against right-handers...despite missing 3½ months of the season, he tied for seventh in the American League in unearned runs (11) and stolen bases allowed (15)...held the opposition to a .211 batting average with two outs but surrendered six of his nine home runs in that situation... allowed a .188 average against the opponents clean-up hitter...opponents were 3-for-8 (.375) with a triple and two home runs with the bases loaded...the two grand slams tied for the most in the majors...compiled a 2-2 record and a 3.14 ERA in five starts on the road compared to 3-4 with a 5.15 ERA in seven starts at home...went 4-1 with a 2.04 ERA in six starts against AL West competition, 1-5 with a 6.90 ERA in six starts against everyone else...was 1-3 with an 8.24 ERA in four starts on four days rest, 4-3 with a 2.56 ERA in eight starts on five days rest or more...allowed one earned run or fewer in seven of his 12 starts...walked one batter or fewer six times...eight of his 19 walks came in the first inning...won each of his first three starts and did not allow an earned run for a season-opening 17.2-inning streak without an earned run...the season-opening streak of no earned runs was the longest in Oakland history by a starting pitcher on the Opening Day roster...since the earned run became an official stat in the AL in 1913, he is just the third A's pitcher to start the season with three games of five or more innings and no earned runs...joins Eddie Rommel (1924) and Vean Gregg (1918)...received 16 runs of support in those three starts (8.15 RSA) but had just 16 runs of support over his final nine starts (3.02 RSA)...took the loss April 23 against Seattle to snap a career-best four-game winning streak dating back to 2016...allowed his only home run over his first seven starts (40.2 ip) in that outing...struck out a career-high nine batters and logged a career-high 7.0 scoreless innings April 29 at Houston...finished April with a 4-1 record, a 1.84 ERA and .194 opponents average in five starts...tied for second in the AL in wins in April and ranked seventh in ERA...the wins matched the most by an Oakland pitcher in the month of April over the last 28 years...then went 1-3 with a 3.45 ERA and .269 opponents batting average in five starts in May...tied for fifth in the AL in May losses...tossed a career-high 105 pitches in a 3-1 win over Los Angeles (AL) May 10...had his only no decision in the A's 9-6 win at Seattle on May 16...left with a 4-1 lead but the bullpen allowed three runs in the seventh inning for the blown save...then allowed at least six runs in each of his final four starts beginning May 21...is the fourth pitcher in Oakland history to allow six runs in four consecutive games, the first since Vin Mazzaro (July 18-Aug. 2, 2009)...is the second of those four to take the loss in each start (Bill Krueger, May 26-June 14, 1985)...compiled a 9.61 ERA and .381 opponents batting average during the four-game losing streak, which is the longest of his career...yielded a career-high nine hits in 3.2 innings each of his final two starts on June 2 against Washington and June 9 at Tampa Bay...had career highs in home runs (3) and runs (8) in the latter contest...was placed on the disabled list June 10 with a strained left hip...underwent surgery on July 13 in Vail, Col when Dr. Marc Philippon repaired the labrum in Triggs' left hip.

**2016**—Was claimed off waivers from Baltimore during the spring and went 1-1 with a 4.31 ERA and .255 opponents batting average in 24 games (six starts) over eight stints in his Major League debut with the A's...the eight stints are believed to be the most in one season in Oakland history...the stints were April 25-26, April 29, May 7 (26th man for doubleheader), May 10-June 3, June 18, June 30-July 1, July 4-August 3 (includes stay on the DL from July 18-Aug. 1) and Aug. 5 through the end of the season...had three one-day stints and two two-day stints...struck out



55 and walked just 13 for a strikeout-to-walk ratio of 4.23...compiled an 8.00 ERA and .312 opponents batting average in 10 relief appearances over his first four stints through June 3...then went 1-1 with a 2.58 ERA and .224 opponents batting average in 14 games (six starts), over his final four stints...his opponents batting average included a .235 mark against right-handed hitters compared to .277 against left-handers...was 1-1 with a 2.81 ERA and .191 opponents batting average in his six starts, 0-0 with a 5.58 ERA and .302 opponents average in 18 relief appearances...walked just one batter in 25.2 innings as a starter...first batters faced hit .176 with no extra base hits and one walk (.222 on-base percentage)...allowed 4-of-8 (50.0%) inherited runners to score...logged a 0.93 ERA and .183 opponents batting average over innings one through three compared to a 6.08 ERA and .289 opponents batting average from the fourth inning on...held the opposition to a .144 batting average with two strikes...tossed at least one inning in 17 of his 18 relief appearances, including two or more 10 times...pitched fewer than five innings in three of his six starts and his longest start was six innings...walked one batter or fewer in all but two appearances...was recalled from Nashville April 25 and made his ML debut that day at Detroit...retired the side in order in the eighth inning (1.0 ip, 1 so) and struck out the first batter he faced (Tyler Collins)...was sent back to Nashville two days later...pitched just once during his third stint when he was the 26th man for the May 7 doubleheader at Baltimore...struck out the side in the ninth inning of the night game...was recalled a fourth time May 10 and allowed at least one run in seven of his eight appearances before he was optioned to Nashville June 4...returned for stint number five June 18 and made his first big league start that day against Los Angeles (AL)...allowed a run on three hits in 3.0 innings and had a no decision in a 7-1 A's loss...was sent back to Nashville the following day...did not allow a run in two games during stint number six from June 30 to July 1 (3.2 ip)...stint number seven began July 4 and included a stint on the 15-day disabled list from July 18 to Aug. 1 with a right shin contusion...pitched once before he was optioned Aug. 4...was brought back the next day when Jesse Hahn went on the DL and went 1-1 with a 2.92 ERA and .191 opponents average in seven games (five starts) during his final stint...allowed just one home run and walked two batters in 24.2 innings before a lumbar strain ended his season in early September...pitched in relief in each of the first two outings of his eighth stint but his final five appearances of the season were starts...was credited with the first win of his career in the A's 7-4 win at St. Louis Aug. 28, striking out eight batters in 6.0 innings...left his final start on Sept. 2 against Boston after one inning and did not pitch again due to a lumbar strain...went 2-1 with two saves and a 2.95 ERA in 16 appearances with Triple-A Nashville, all in relief...struck out 21 and walked five in 18.1 innings...allowed a .225 batting average, including .130 against left-handed hitters...had a .125 batting average and .222 on-base percentage against batters leading off an inning...did not allow a run in seven games on the road (8.0 ip) and five appearances during the day (5.2 ip)...tossed one or more innings in 15 of his 16 appearances, including a season-high 2.0 innings twice...did not allow a run 12 times...had a 5.14 ERA in six games before his first promotion to Oakland on April 25...compiled a 1.59 ERA in 10 games after that...recorded his first save of the season May 1 at Round Rock with a scoreless ninth inning.

**2015**—Spent the entire season at Double-A Bowie and went 0-2 with a 1.03 ERA and 17 saves in 43 appearances...led the Baysox in saves and appearances...converted all 17 of his save opportunities and did not allow a home run in 61.0 innings...was among the Eastern League leaders among relievers in lowest opponents batting average (fourth, .196), strikeouts per nine innings (fifth, 10.33), fewest walks per nine innings (first, 1.48) and fewest baserunners per nine innings (second, 8.85)...allowed a .153 batting average with runners in scoring position...posted a 16-game (17.2 ip) scoreless streak from May 26 to July 28 with 10 saves in that span...that included a stint on the disabled list from May 27 to June 10 (plantar fasciitis, left foot)...in 25 home games, logged a 0.51 ERA and struck out 47 batters in 35.1 innings...had a 0.61 ERA in 31 outings at night...went 0-1 with a save, a blown save and a 3.60 ERA in four postseason appearances...finished Game 5 of the Eastern League Championship Series, tossing a scoreless ninth inning as Bowie defeated Reading for the title.

**2014**—Named a mid-season All-Star for Double-A Northwest Arkansas and a Texas League All-Star...led the Texas League in saves (19), was second in games finished (32), fourth in fewest walks per nine innings (2.20), and fifth in fewest baserunners per nine innings (11.46)...made the first start of his professional career on May 18 against Tulsa (4.0 ip, 2 h, 1 er, 1 bb, 2 so)...posted a nine-game (15.0 ip) scoreless streak from April 21 to May 15...was placed on the disabled list

Aug. 17 with a strained back...was reinstated Aug. 30 and transferred to Triple-A Omaha Sept. 1 where he made one appearance and recorded his 20th save of the season...pitched for Oriente in the Dominican Winter League and was 1-0 with a 21.60 ERA in three relief appearances.

**2013**—Spent most of the season at Single-A Wilmington where he was 5-3 with nine saves and a 2.54 ERA in 39 relief appearances...finished fifth in the Carolina League in saves and fourth among relievers in strikeouts per nine innings (9.40)...had a 0.57 ERA in 10 games in July...was transferred to Double-A Northwest Arkansas Aug. 20 and did not allow a run in four games (6.2 ip).

**2012**—Made his first professional appearance on June 20 against Orem, tossing 1.0 scoreless inning...earned his first professional win on June 29 against Burlington after logging 5.0 innings without allowing an earned run.

## PERSONAL/MISCELLANEOUS

Andrew Austin Triggs was originally signed by Royals scout Rich Amaral...graduated from Nashville's Montgomery Bell High School in 2007...earned a degree in political science at the University of Southern California in 2011...spent the 2011-12 academic year in the university's MBA program...at USC, he earned conference All-Academic honors each season from 2009-12 and was named the 2012 Pac-12 Baseball Spring Scholar-Athlete of the Year...posted a 3.96 ERA as a red-shirt freshman in 2009, earning Pac-10 honorable mention status...was the team's No. 1 pitcher in the rotation in 2010.

### LIFETIME PITCHING RECORD

Year	Club	W	L	ERA	G	GS	CG	SHO	SV	IP	H	R	ER	HR	HB	BB	IBB	SO	WP	BK
2012	Idaho Falls	0	0	2.45	2	0	0	0	0	3.2	4	2	1	0	0	1	0	3	0	0
	Kane County	1	1	1.70	20	0	0	0	4	42.1	31	13	8	2	1	9	0	48	0	0
2013	Wilmington	5	3	2.54	39	0	0	0	9	60.1	58	29	17	1	7	12	1	63	6	2
	NW Arkansas	1	0	0.00	4	0	0	0	0	6.2	2	0	0	0	0	2	1	10	0	0
2014	NW Arkansas	4	3	2.93	43	1	0	0	19	61.1	55	28	20	4	5	16	1	38	2	0
	Omaha	0	0	0.00	1	0	0	0	1	0.2	0	0	0	0	0	0	0	0	0	0
2015	Bowie	0	2	1.03	43	0	0	0	17	61.0	42	9	7	0	7	11	1	70	6	0
2016	Nashville	2	1	2.95	16	0	0	0	2	18.1	16	7	6	0	4	5	1	21	0	0
	OAKLAND	1	1	4.31	24	6	0	0	0	56.1	56	30	27	5	3	13	1	55	2	0
2017	OAKLAND	5	6	4.27	12	12	0	0	0	65.1	68	42	31	9	4	19	0	50	5	0
2018	OAKLAND	3	1	5.23	9	9	0	0	0	41.1	37	24	24	7	3	18	0	43	3	0
<b>ML Totals</b>		<b>9</b>	<b>8</b>	<b>4.53</b>	<b>45</b>	<b>27</b>	<b>0</b>	<b>0</b>	<b>0</b>	<b>163.0</b>	<b>161</b>	<b>96</b>	<b>82</b>	<b>21</b>	<b>10</b>	<b>50</b>	<b>1</b>	<b>148</b>	<b>10</b>	<b>0</b>

### CAREER TRANSACTIONS

**2010** — Selected by the Cleveland Indians in the 24th round of the First-Year Player Draft; did not sign. **2011** — Selected by the San Francisco Giants in the 21st round of the First-Year Player Draft; did not sign. **2012** — Selected by the Kansas City Royals in the 19th round of the First-Year Player Draft. **2015** — Traded to the Baltimore Orioles for cash, April 4. **2016** — Claimed off waivers by the Oakland Athletics, March 13. On the disabled list, July 18 to August 1; included rehabilitation assignment to Nashville, July 26 to August 1. **2017** — On the disabled list, June 10 to Nov. 5. **2018** — On the disabled list, May 18 to end of season; included rehabilitation assignment to Stockton, September 5 to end of season.

### TRIGGS' CAREER BESTS

Low Hit Complete Game: None

Innings Pitched: 7.0 (twice), last: May 6, 2018 vs. Baltimore. As reliever: 4.0, June 3, 2016 at Houston

Strikeouts: 9 (twice), last: May 6, 2018 vs. Baltimore. As reliever: 6, June 3, 2016 at Houston

Pitches: 105, May 10, 2017 vs. Los Angeles (AL)

Longest Winning Streak: 4, August 28, 2016 to April 18, 2017

Longest Losing Streak: 4, May 21 to June 9, 2017

Longest Scoreless Streak: 13.2, April 6 to 18, 2017

**RIGHT-HANDED PITCHER****Height/Weight:** 6-5 / 240**Bats/Throws:** Right / Right**Birthdate:** October 1, 1991**Opening Day Age:** 27**Birthplace/Resides:** Sellersville, Pennsylvania / Green Lane, Pennsylvania**Major League Service:** 163 days**Obtained:** Selected in the 11th round of the 2013 First-Year Player Draft**Contract Status:** First year of a one-year contract through 2019**CAREER HIGHLIGHTS**

Was the A's 11th round draft pick in 2013 and made his Major League debut in 2018, going 8-3 with four saves and a 2.92 ERA in 69 games...tied for the lead among American League rookies in saves and ranked second in games pitched...is 30-27 with nine saves and a 3.93 ERA (185 er in 423.2 ip) in 170 games, including 45 starts, in six seasons in the majors...has allowed just 18 home runs (0.38 per nine innings) but just once in 133.2 innings over the last three years.

**2018 HIGHLIGHTS**

Pitched in 69 games in his Major League debut and went 8-3 with four saves, a 2.92 ERA and .201 opponents batting average over two stints with the A's...fell two short of the Oakland rookie record of 71 games pitched set by Aaron Small in 1997 and matched by Ryan Cook in 2012...tied for the lead among American League rookies in saves, ranked second in games pitched, fifth in wins and seventh in strikeouts (82)...averaged 9.97 strikeouts per nine innings...tied for third among all AL relievers in wins...had four intentional walks, which tied for seventh among all AL pitchers...had a 1.16 ERA, a .161 opponents batting average, .480 OPS and three home runs in 54.1 innings over his first 45 games through Aug. 5...then compiled a 7.78 ERA, .295 opponents batting average and .895 OPS while allowing five home runs in 19.2 innings over his final 23 contests...had all eight of his wins over his first 39 games through July 25...his .201 opponents batting average included a mark of .182 (26-for-143) against right-handed hitters compared to .223 (27-for-121) against left-handers...held opponents to a .184 batting average with two outs and .126 with two strikes...walked just one batter to lead off an inning...had a .245 opponents batting average over his first 15 pitches in a game, .050 after that...six of the eight home runs he allowed came with a runner on base...his opponents average increased to .250 with runners in scoring position...posted a 1.10 ERA on 16 appearances with no days rest, a 3.43 ERA in his other 53 contests...was 5-0 with a 0.87 ERA in 29 day games, 3-3 with a 4.40 ERA in 40 games at night...was 1-3 with a 5.06 ERA and .250 opponents batting average in 30 games against AL West teams compared to 7-0 with a 1.71 ERA and .171 opponents average in 39 games against everyone else...did not allow a run in the ninth inning (10.2 ip) or extra innings (4.0)...allowed 13-of-38 (34.2%) inherited runners to score...the inherited runners tied for 10th most in the AL...first batters faced hit .270 but he walked just four (.313 on-base percentage)...posted a 1.46 ERA and .122 opponents batting average in 10 interleague games...ranked seventh among AL relievers in stolen bases allowed (10) and had the 10th fewest pitches per inning (15.2).

**OAKLAND:** Began the season at Triple-A Nashville and had not allowed a run in three games (4.1 ip) when he was recalled by Oakland April 17...made his Major League debut that night against Chicago (AL) with a scoreless ninth inning (2 h, 1 bb, 2 so)...struck out Narvaez for his first strikeout...recorded his first win the next day against the White Sox, tossing the final three innings of the A's 12-11, 14-inning win (2 h, 4 so)...the 3.0 innings are a career high and he also fanned a personal best four batters...matched his strikeout best on June 23 at Chicago (AL)...was optioned to Nashville April 19, pitched once on the 23rd at Omaha and returned to Oakland for good April 24...logged a 1.69 ERA and one save in four relief appearances with the Sounds...had a 1.29 ERA over his first five games through May 1...then had a nine-game, 10.1-inning scoreless streak from May 3 to 22, dropping his overall ERA to a season-low 0.52...had a 0.82 ERA entering play on June 5 but allowed three runs, including the first two home runs of his career, that day at Texas for his first loss...then went 4-0 with all four of his saves, a 0.38 ERA and .092 opponents batting aver-

age over an 18-game stretch from June 7 to July 21, allowing just one run in 23.2 innings...was credited with his first save June 8 against Kansas City...entered the game with the A's leading 6-2 and runners on first and second with two outs in the eighth inning...got Gordon to ground out to end the inning and then retired the side in order in the ninth...picked up the win in three consecutive outings from June 19 to 25 to become the first A's reliever to win three consecutive games since Billy Koch (Sept. 1-4, 2002)...had a career-high 15.0-inning scoreless streak from June 25 to July 21...opponents went 4-for-46 (.087) with six walks and 17 strikeouts during the streak...went 4-1 with three saves, a 2.45 ERA and .102 opponents batting average in 12 games in June...tied for the American League lead in June wins and became the first A's reliever to win four games in a month since Billy Koch had five in September of 2002...then posted a 0.57 ERA and .118 opponents batting average in 13 appearances in July...allowed a career-high four runs in 0.1 innings Aug. 27 at Houston...then did not allow a run over his next seven outings through Sept. 9 (6.1 ip)...posted a 5.52 ERA in 16 games in August but allowed just 1-of-10 inherited runners to score...the games pitched were the most by an A's pitcher in August since Mike Mohler also had 16 in 1997...then compiled an 8.00 ERA and .308 opponents batting average in 11 games in September...yielded eight runs over a four-game stretch from Sept. 11 to 21 and allowed all three of his inherited runners to score (2.2 ip, 27.00 ERA)...matched his career high by allowing four runs on four hits without retiring a batter Sept. 21 against Minnesota...it was one of two outings in which he failed to record an out (May 11 at New York-AL)...made his first career start Sept. 28 at Los Angeles (AL) as the A's opener and retired the side in order...relieved Hendriks to start the second inning in the Wild Card game at New York on Oct. 3 with the A's trailing 2-0 and tossed 3.0 scoreless innings (1 h, 1 bb, 4 so)...allowed a leadoff single to Gregorius and then walked Andujar before retiring each of the final eight batters he faced, four by strikeout...the strikeouts were the most by an A's reliever in a postseason game since Jim Mecir had four in 2.0 innings in Game 5 of the 2001 ALDS against New York.

## CAREER

**2017**—Began the season at Double-A Midland and was 7-1 with a save and a 2.43 ERA in 23 relief appearances when he was promoted to Triple-A Nashville June 20...went 1-2 with four saves and a 3.60 ERA in 25 games with the Sounds...combined for an 8-3 record, five saves and a 3.03 ERA in 48 relief outings overall...had career highs in games pitched and saves...tied for seventh in the A's farm system in saves...did not allow a home run in 68.1 innings...allowed a .245 batting average, which included .216 against right-handed hitters compared to .298 against left-handers...opponents hit .170 with runners in scoring position at Midland but that mark jumped to .342 at Nashville...allowed a .247 average with RISP overall, including 147 with RISP and two outs...compiled a 1.66 ERA in the ninth inning...did not allow a run in six day games (8.2 ip)...allowed 8-of-20 (40.0%) inherited runners to score, including 5-of-6 (83.3%) with Nashville...allowed a .317 batting average to batters leading off an inning...tossed at least one inning in 46 of his 48 appearances, including two or more 14 times...started the year at Midland where he posted a 4.15 ERA and .302 opponents batting average in 12 games at home compared to a 1.33 ERA and .205 opponents average in 11 contests on the road...did not allow a run over his first six outings (7.2 ip) through April 25...surrendered his first run of the season April 29 at San Antonio but also struck out a season-high three batters, his first of seven games with three strikeouts...finished April 2-0 with a 0.84 ERA and .139 opponents batting average in seven games...then went 3-0 with a 1.98 ERA in 10 contests in May...was 4-0 with a 0.61 ERA over his first 10 games through May 11 and did not allow a run in nine of those games...had a six-game, 8.0-inning scoreless streak from May 20 to June 7...was promoted to Nashville June 20...posted a 2.04 ERA in 13 home games with the Sounds compared to 5.19 in 12 games on the road...was charged with 11 runs over his first eight games at Triple-A through July 15 (7.62 ERA, .309 opponents batting average)...then tossed a season-high 3.0 scoreless innings in his next outing July 19 at Iowa...that began a season-ending stretch where he allowed just four runs (three earned) over his final 17 games (1.23 ERA, .200 opponents average)...recorded all four of his saves with Nashville over his final 10 outings from Aug. 11 to Sept. 2...did not allow a run in nine of those games (0.82 ERA)...posted a 1.46 ERA and .186 opponents batting average in 10 games in August.

**2016**—Pitched exclusively in relief for the first time in his career and combined for a 2-4 record, three saves and a 2.85 ERA in 45 relief appearances with Single-A Stockton and Double-A Midland...yielded just one home run in 60.0 innings...struck out 61, the first time in his career he

finished with more strikeouts than innings pitched...opponents hit .230, which included .216 by right-handed hitters compared to .248 by left-handers...allowed a .191 batting average with the bases empty, .267 with runners on...opponents were 4-for-34 (.118) with runners in scoring position and two outs...yielded a .200 batting average to hitters leading off an inning but had a .357 on-base percentage in that situation...allowed 10-of-24 (41.7%) inherited runners to score...tossed at least one inning in 40 of his 45 appearances...had 14 games with two or more innings...began the year at Stockton where he went 1-3 with two saves and a 3.02 ERA in 33 relief appearances...did not surrender a home run in 41.2 innings...compiled a 1.01 ERA over a 22-game stretch from May 1 to July 5...recorded the first save of his career May 1 against Modesto when he retired the side in order in the ninth inning of the Ports 3-2 win (1 so)...compiled a 0.71 ERA in 10 games in May and then logged a 1.64 ERA and .105 opponents batting average in 10 games in June...had a nine-game, 10.2-inning scoreless streak from June 11 to July 5...was transferred to Midland July 20 and went 1-1 with a save and a 2.45 ERA in 12 games at Double-A...allowed his only home run of the season Aug. 3 at Frisco, snapping a season-opening 35-game, 46.1-inning homerless streak...tossed a season-high 2.2 scoreless innings Aug. 7 against Corpus Christi...made two postseason appearances for the Texas League Champion RockHounds (3.1 ip, 3 h, 3 r, 3 er, 3 bb, 3 so, 8.10 ERA).

**2015**—Spent the entire season at Single-A Stockton and went 10-5 with a 3.91 ERA in 32 games, including nine starts...the wins were a career high, tied for the California League lead and tied for third in the A's farm system...struck out 78 batters in 89.2 innings but walked a career-high 44 (4.42 per nine innings) for a strikeout-to-walk ratio of 1.77...yielded just five home runs, an average of 0.50 per nine innings...each of his first nine appearances were starts and he was 3-3 with a 5.45 ERA in those games...was moved to the bullpen June 2 and went 7-2 with a 2.70 ERA in 23 relief appearances...allowed 1-of-12 (8.3%) inherited runners to score...yielded a .216 opponents batting average, including .203 against right-handed hitters compared to .232 against left-handers...held the opposition to a .151 average with runners in scoring position...was 5-1 with a 2.17 ERA in 19 appearances in the second half...went 4-1 with a 1.94 ERA and .196 opponents average in 14 games on the road...did not allow a home run in 41.2 road innings...was 1-0 with a 2.31 ERA and .186 opponents batting average in three April starts...picked up the win in four consecutive relief appearances from June 13 to July 1 and did not allow a run (10.1 ip)...was 1-1 with a 2.08 ERA in eight games in August...had a loss in two postseason appearances for the Ports (3.0 ip, 3 h, 2 r, 2 er, 4 so, 6.00 ERA).

**2014**—Went 7-11 with a 5.28 ERA and .290 opponents batting average in 27 games, including 26 starts, for Single-A Beloit...led the Midwest League in runs (93) and earned runs (82) and ranked fourth in innings pitched (139.2)...had career highs in strikeouts (95), starts and innings pitched...ranked seventh among A's farmhands in innings pitched and eighth in strikeouts...surrendered just one home run in 63.1 innings on the road...combined on a six-hit shutout April 26 against Burlington (6.0 ip, 6 h)...combined on a two-hit shutout and tossed a season-high 7.0 innings July 20 against Bowling Green...made his only relief appearance in his final outing of the season Sept. 1 against Wisconsin (1.0 ip).

**2013**—Made his professional debut with Vermont of the Short Season Single-A New York-Penn League and went 3-4 with a 3.12 ERA and .231 opponents batting average in 14 games, including 10 starts...surrendered just two home runs in 60.2 innings...opponents hit .212 when leading off an inning but had a .349 on-base percentage...made his professional debut in relief on June 23 against Lowell (2.0 ip, 1 h, 1 so)...made his first start July 15 at Mahoning Valley, a no decision (5.0 ip, 5 h, 1 r, 1 er, 6 so)...earned his first win July 26 against Tri-City, a 5-3 Lake Monsters victory...struck out a season-high seven (6.1 ip, 5 h, 1 r, 1 er, 2 bb).

## PERSONAL/MISCELLANEOUS

Louis Albert Trivino was originally signed by A's scout Matt Higginson...graduated from Upper Bucks Christian High School (PA)...attended Slippery Rock University...posted a career record of 19-8 with a 1.95 ERA in three seasons at Slippery Rock, including 14 complete games.

## LIFETIME PITCHING RECORD

Year	Club	W	L	ERA	G	GS	CG	SHO	SV	IP	H	R	ER	HR	HB	BB	IBB	SO	WP	BK
2013	Vermont	3	4	3.12	14	10	0	0	0	60.2	53	31	21	2	8	20	0	47	2	0
2014	Beloit	7	11	5.28	27	26	0	0	0	139.2	160	93	82	10	10	43	2	95	12	0
2015	Stockton	10	5	3.91	32	9	0	0	0	89.2	70	45	39	5	1	44	1	78	11	2
2016	Stockton	1	3	3.02	33	0	0	0	2	41.2	38	19	14	0	6	18	1	49	7	0
	Midland	1	1	2.45	12	0	0	0	1	18.1	14	7	5	1	0	7	2	12	1	0
2017	Midland	7	1	2.43	23	0	0	0	1	33.1	31	9	9	0	1	10	0	34	0	1
	Nashville	1	2	3.60	25	0	0	0	4	35.0	33	15	14	0	1	11	2	31	4	1
2018	Nashville	0	0	1.69	4	0	0	0	1	5.1	2	1	1	0	0	1	0	10	0	0
	OAKLAND	8	3	2.92	69	1	0	0	4	74.0	53	24	24	8	2	31	4	82	4	1
<b>ML Totals</b>		<b>8</b>	<b>3</b>	<b>2.92</b>	<b>69</b>	<b>1</b>	<b>0</b>	<b>0</b>	<b>4</b>	<b>74.0</b>	<b>53</b>	<b>24</b>	<b>24</b>	<b>8</b>	<b>2</b>	<b>31</b>	<b>4</b>	<b>82</b>	<b>4</b>	<b>1</b>
<b>Minor League Totals</b>		<b>30</b>	<b>27</b>	<b>3.93</b>	<b>170</b>	<b>45</b>	<b>0</b>	<b>0</b>	<b>9</b>	<b>423.2</b>	<b>401</b>	<b>220</b>	<b>185</b>	<b>18</b>	<b>27</b>	<b>154</b>	<b>8</b>	<b>356</b>	<b>37</b>	<b>4</b>

## CAREER TRANSACTIONS

**2013** — Selected by the Oakland Athletics in the 11th round of the First-Year Player Draft.

## WILD CARD RECORD

Year	Club/Opp.	W	L	ERA	G	GS	CG	SHO	SV	IP	H	R	ER	HR	HB	BB	IBB	SO	WP	BK
2018	OAK vs. NYY	0	0	0.00	1	0	0	0	0	3.0	1	0	0	0	0	1	0	4	0	0

## TRIVINO'S CAREER BESTS

**Low Hit Complete Game:** None

**Innings Pitched:** 3.0, April 18, 2018 vs. Chicago (AL). Note: Also pitched 3.0 innings in 2018 Wild Card game at New York (AL)

**Strikeouts:** 4 (twice), last: June 23, 2018 at Chicago (AL). Note: Also had 4 strikeouts in 2018 Wild Card game at New York (AL)

**Pitches:** 49, April 18, 2018 vs. Chicago (AL)

**Longest Winning Streak:** 5, June 19 to July 25, 2018

**Longest Losing Streak:** 2, August 10, 2018 to present


**Longest Scoreless Streak:** 15.1, June 25 to July 21, 2018

## OAKLAND 20-GAME WINNERS

Pitcher	Year	Record	Pct.	ERA	IP
Vida Blue	1971	24-8	.750	*1.82	312.0
Jim Hunter	1971	21-11	.656	2.96	274.0
Jim Hunter	1972	21-7	*.750	2.04	295.0
Vida Blue	1973	20-9	.690	3.20	263.2
Ken Holtzman	1973	21-13	.618	2.97	297.1
Jim Hunter	1973	21-5	*.808	3.34	256.0
Jim Hunter	1974	*25-12	.676	*2.49	318.0
Vida Blue	1975	22-11	.667	3.01	270.0
Mike Norris	1980	22-9	.710	2.63	284.0
Dave Stewart	1987	**20-13	.606	3.68	261.1
Dave Stewart	1988	21-12	.636	3.23	**275.2
Dave Stewart	1989	21-9	.700	3.32	257.2
Bob Welch	1990	*27-6	*.818	2.95	238.0
Dave Stewart	1990	22-11	.667	2.56	*267.0
Tim Hudson	2000	**20-6	*.769	4.14	202.1
Mark Mulder	2001	*21-8	.724	3.45	229.1
Barry Zito	2002	*23-5	.821	2.75	229.1

\* Led league

\*\* Tied for league lead

**LEFT-HANDED PITCHER****Height/Weight:** 6-1 / 160**Bats/Throws:** Left / Left**Birthdate:** April 25, 1992**Opening Day Age:** 26**Birthplace/Resides:** Taitung City, Taiwan / Taitung City, Taiwan**Major League Service:** 1 year, 35 days**Obtained:** Signed to a minor league contract, January 30, 2019**Contract Status:** First year of a one-year contract through 2019**NON-ROSTER INVITEE****CAREER HIGHLIGHTS**

Was originally signed by the Pittsburgh Pirates out of Taiwan in 2011 but was selected by the Milwaukee Brewers in the 2013 Rule 5 Draft...has pitched two seasons in the majors with Milwaukee (2014, 17) and is 0-0 with a 11.09 ERA in 22 relief appearances...is also 26-21 with one save and a 3.25 ERA (148 er in 410.1 ip) in 116 games, including 67 starts, in five seasons in the minors...pitched the NC Dinos in Korea in 2018...was rated as the Brewers seventh best prospect by *Baseball America* entering the 2015 season...pitched for Glendale in the Arizona Fall League in 2014.

**2018 HIGHLIGHTS**

Went 7-10 with a 4.26 ERA and .299 opponents batting average in 25 games, all starts, with the NC Dinos of the Korean Baseball Organization...tied for eighth in the KBO in losses...allowed two runs or fewer in six of his first eight starts through May 18 and was 4-1 with a 2.16 ERA over that span...then compiled a 3-9 record and a 5.44 ERA over his final 17 starts...held left-handed hitters to a .285 batting average while right-handers hit .306...surrendered 14 of his 16 home runs to right-handers...12 were solo shots...yielded a .266 average with runners in scoring position and .238 with two outs...held the opponents clean-up hitter to a .206 average but the first three hitters in the order combined for a mark of .352...went 5-4 with a 3.70 ERA in 13 starts at home, 2-6 with a 4.99 ERA in 12 starts on the road...picked up the win in consecutive starts on March 24 and 30 and April 18 and May 18 for his only winning streaks of the season...allowed one run on 10 hits in a season-high 8.0 innings April 5 against Samsung but had a no decision in a 4-1 loss...tossed a season-high 117 pitches April 11 against KT...went 1-1 with a 2.53 ERA in five starts in April...lost a season-high three straight starts from May 24 to June 5 (9.00 ERA)...yielded a season-high eight runs in a season-low 3.0 innings in a 10-4 loss at Hanwha May 30...walked a season-high four batters and equaled his season-high with 117 pitches June 23 vs. Hanwha...finished the month of June 1-3 with a 5.93 ERA...issued a season-high tying four walks in 3.2 innings July 25 at Lotte...walked just three batters over a six-start stretch from Sept. 6 to Oct. 7 (34.0 ip)...had allowed just nine home runs over his first 22 starts through Sept. 23...then yielded seven home runs in 13.0 innings over his final three outings...surrendered a season-high 11 hits in 6.0 innings on Sept. 23 against Doosan but allowed just two runs and had a no decision in a 4-3 win...struck out a season-high eight batters Sept. 29 at Nexen...was 1-1 with a 2.70 ERA in five starts in September...then lost each of his two starts in October (14.14 ERA)...matched his season-low by pitching 3.0 innings in his final outing Oct. 12 at Doosan.

**CAREER**

**2017**—Spent most of the season with Triple-A Colorado Springs where he went 6-2 with his career save and a 2.05 ERA in 47 relief appearances...also had two stints with Milwaukee and had no decisions, a 13.50 ERA and .556 opponents batting average in eight relief appearances...faced just one batter in seven of his eight games and two in the other...did not allow a run six times, but had just 1.1 innings pitched...did not walk a batter...righties went 1-for-3 (.333), lefties 4-for-6 (.667) with a home run and four RBI...allowed 3-of-6 (50.0%) inherited runners to score and first batters faced were 5-for-8 (.625)...was selected by the Brewers July 30 and faced the Cubs that day (0.0 ip, 1 h) before he was optioned back to Colorado Springs Aug. 2...returned when rosters expanded Sept. 1 and pitched seven times in September...with Colorado Springs, he walked

just 12 batters in 57.0 innings, an average of 1.89 per nine innings...had a .257 opponents batting average, which broke down to .256 against right-handed hitters compared to .245 against left-handers...surrendered four of his six home runs to lefties...yielded a .293 average and five home runs with the bases empty, .212 and one home run with runners on...had a .176 opponents batting average with runners in scoring position...allowed 6-of-19 (31.6%) inherited runners to score...logged a 0.71 ERA and .187 opponents batting average in 20 games on the road, a 3.13 ERA and .305 opponents average in 27 appearances at home...did not allow a home run in 25.1 innings on the road...compiled a 3.12 ERA in eight games in April, which was his highest single-month ERA of 2018...had a 1.72 ERA in May, 2.19 in June, 1.69 in July and 1.86 in August...allowed just one earned run over a 16-game stretch from May 11 to June 18 (0.45 ERA)...had a RBI single in his only at bat May 16 at El Paso...compiled a season-long 8.1-inning scoreless streak from May 20 to June 2...logged a season-high 3.0 innings May 29 at Nashville...struck out a season-high three, one of five three-strikeout games...issued his 11th walk of the season June 7 against Round Rock...then walked just one batter over his final 25 games and 29.2 innings...recorded the first (and only) save of his career June 18 against Oklahoma City when he recorded the final four outs in the Sky Sox 5-2 win (2 h, 1 so)...had a 2.09 ERA in 39 games when Milwaukee called for the first time on July 30...then logged a 1.86 ERA in eight games following his return

**2016**—Began the season with Double-A Biloxi where he went 3-2 with a 2.28 ERA with 17 walks and 42 strikeouts in nine starts at home...posted a 4-2 record with a 2.27 ERA with 11 walks and 46 strikeouts in the second half...struck out nine in a win on June 25 vs. Montgomery and again in a win on July 22 at Pensacola...was promoted to Triple-A Colorado Springs on Aug. 9...struck out five in 5.0 innings in his first appearance with the club on Aug. 10 at Omaha.

**2015**—Ranked 10th in the Florida State League with a 3.54 ERA and was among the leaders in wins (t-2nd, 10) and complete games (t-2nd, 3)...ranked seventh among Brewers minor leaguers in ERA and was tied for second in wins...led Class-A Brevard County in wins and strikeouts (91)...in 12 starts in the second half, went 6-4 with a 1.89 ERA with 14 walks and 44 strikeouts...went 2-1 with a 1.57 ERA in five starts in July...in 13 starts at home, went 7-2 with a 3.17 ERA...earned a complete game win in his final start with Brevard County on Sept. 1...made one start for Triple-A Colorado Springs on Sept. 6 and tossed 6.0 shutout innings, allowing four hits and striking out five...entered 2015 as the seventh-best prospect in the organization according to *Baseball America*.

**2014**—Went 0-0 with a 10.90 ERA in 14 relief appearances during his first Major League season...became the 11th Taiwanese player (8th pitcher, 1st Brewer) to play in the Major Leagues according to the Elias Sports Bureau...made his Major League debut on April 14 vs. St. Louis (1.0 ip, 1 h)...at the age of 21, he became the youngest player from Taiwan to play in the Major Leagues...was on the 15-day disabled list from July 11-Aug. 31 with left shoulder tightness...following the season pitched for Glendale Desert Dogs in the Arizona Fall League and went 2-0 with a 2.74 ERA in six starts.

**2013**—In his first professional season went 1-3 with a 3.23 ERA in 12 games (11 starts) with the Rookie Gulf Coast League Pirates...held opponents to a .209 batting average...had 42 strikeouts compared to four walks in 47.1 innings...made his professional debut on June 21 at the GCL Yankees and took the loss (4.1 ip, 5 h, 4 r, 4 er, 0 bb, 8 so, 2 hr)...his victory came in his lone relief appearance on Aug. 27 vs. the GCL Blue Jays in his final outing of the season (4.0 ip, 2 h, 0 r, 1 bb, 6 so).

**2012**—Missed the entire season as he recovered from “Tommy John” surgery on his left elbow.

## PERSONAL/MISCELLANEOUS

Wei-Chung Wang was originally signed by Pittsburgh Pirates scout Fu-Chun Chiang.



## LIFETIME PITCHING RECORD

Year	Club	W	L	ERA	G	GS	CG	SHO	SV	IP	H	R	ER	HR	HB	BB	IBB	SO	WP	BK
2012	State College																			
2013	GCL Pirates	1	3	3.23	12	11	0	0	0	47.1	37	18	17	2	1	4	0	42	3	0
2014	MILWAUKEE	0	0	10.90	14	0	0	0	0	17.1	30	23	21	6	1	8	1	13	1	0
	AZL Brewers	0	0	0.00	2	2	0	0	0	3.2	1	0	0	0	0	0	0	3	0	0
	Wisconsin	0	2	3.29	3	3	0	0	0	13.2	13	6	5	0	0	4	0	10	1	0
	Brevard County	1	0	1.86	2	1	0	0	0	9.2	7	2	2	0	0	0	0	9	0	0
2015	Brevard County	10	6	3.54	25	25	3	0	0	139.2	146	69	55	9	2	39	0	91	5	1
	Colorado Springs	1	0	0.00	1	1	0	0	0	6.0	4	0	0	0	0	0	0	5	0	0
2016	Biloxi	6	5	3.52	19	19	0	0	0	107.1	102	45	42	7	1	33	0	91	3	1
	Colorado Springs	1	3	4.85	5	5	0	0	0	26.0	32	16	14	2	0	2	0	23	0	0
2017	Colorado Springs	6	2	2.05	47	0	0	0	1	57.0	57	17	13	6	0	12	0	48	2	0
	MILWAUKEE	0	0	13.50	8	0	0	0	0	1.1	5	2	2	1	0	0	0	2	0	0
2018	NC Dinos (Korea)	7	10	4.26	25	25	0	0	0	141.2	169	83	67	16	2	40	2	108	2	0
<b>ML Totals</b>		<b>0</b>	<b>0</b>	<b>11.09</b>	<b>22</b>	<b>0</b>	<b>0</b>	<b>0</b>	<b>0</b>	<b>18.2</b>	<b>35</b>	<b>25</b>	<b>23</b>	<b>7</b>	<b>1</b>	<b>8</b>	<b>1</b>	<b>15</b>	<b>1</b>	<b>0</b>

2019 ATHLETICS

## CAREER TRANSACTIONS

**2011** — Signed by the Pittsburgh Pirates organization as a non-drafted free agent, October 5. **2013** — Selected by the Milwaukee Brewers in the Rule 5 draft, December 12. **2014** — On the disabled list, July 11 to August 31; included rehabilitation assignments to AZL Brewers, August 3 to 8, Wisconsin, August 9 to 24, and Brevard County, August 25 to 31. **2018** — Released, January 26. **2019** — Signed by the Oakland Athletics to a minor league contract, January 30.

## WANG'S CAREER BESTS

**Low Hit Complete Game:** None  
**Innings Pitched:** 3.0, April 30, 2014 at St. Louis  
**Strikeouts:** 2 (twice), last: May 19, 2014 at Atlanta  
**Pitches:** 70, April 30, 2014 at St. Louis  
**Longest Winning Streak:** None  
**Longest Losing Streak:** None  
**Longest Scoreless Streak:** 2.1, June 29 to July 8, 2014

## MILESTONES WITHIN REACH

### Ryan Buchter

Needs 7 games for 200

### Matt Chapman

Needs 35 doubles for 100

### Khrist Davis

Needs 75 runs for 500  
 Needs 7 home runs for 200  
 Needs 3 RBI for 500

### Ryan Dull

Needs 40 games for 200

### Marco Estrada

Needs 22 games for 300  
 Needs 11 starts for 200

### Mike Fiers

Needs 28 games for 200  
 Needs 102 innings for 1000  
 Needs 173 strikeouts for 1000

### Liam Hendriks

Needs 55 games for 300

### Sean Manaea

Needs 19 games for 100  
 Needs 20 starts for 100  
 Needs 36.0 innings for 500

### Yusmeiro Petit

Needs 69 games for 400

### Stephen Piscotty

Needs 26 games for 500  
 Needs 44 hits for 500  
 Needs 35 home runs for 100

### Jurickson Profar

Needs 148 games for 500

### Fernando Rodney

Needs 4 games for 900

### Marcus Semien

Needs 25 home runs for 100

### Joakim Soria

Needs 61 games for 700

### Blake Treinen

Needs 12 games for 300  
 Needs 45 saves for 100

### TEAM

Needs 69 wins for 9000 in Athletics history

**RIGHT-HANDED PITCHER****Height/Weight:** 6-1 / 240**Bats/Throws:** Right / Right**Birthdate:** March 24, 1993**Opening Day Age:** 25**Birthplace/Resides:** Savannah, Georgia / Guyton, Georgia**Major League Service:** 108 days**Obtained:** Acquired from the Chicago White Sox with Zack Erwin for Brett Lawrie, December 9, 2015**Contract Status:** First year of a one-year contract through 2019**CAREER HIGHLIGHTS**

Was originally drafted by Boston in the 13th round of the 2012 First-Year Player Draft and was traded to Chicago July 30, 2013 as part of the Jake Peavy trade...was dealt to Oakland following the 2015 season as part of the Brett Lawrie trade...made his Major League debut with Oakland in 2016, posting a 9.95 ERA in eight appearances...missed the entire 2017 season after undergoing "Tommy John" surgery...returned to the majors with the A's in 2018 and posted a 0.54 ERA in 13 relief appearances...is 19-20 with 30 saves and a 3.96 ERA (176 er in 399.2 ip) in 187 games, including 28 starts, in six seasons in the minors...pitched exclusively in relief in each of his first two seasons, made all 27 of his starts in 2014 with Single-A Winston-Salem, and returned to the bullpen in 2015.

**2018 HIGHLIGHTS**

Began his comeback from UCL reconstruction surgery on his right elbow at Double-A Midland, was promoted to Triple-A Nashville May 10 and eventually compiled a 0.54 ERA and .140 opponents batting average in 13 relief appearances over two stints with Oakland...his ERA was the lowest in the majors among pitchers with 10 or more innings...using the same minimum, it was third lowest in Oakland history (Mike Norris, 0.00 in 1975; Brad Kilby, 0.53 in 2009)...however, allowed 4-of-5 (80.0%) inherited runners to score and has allowed 9-of-11 (81.8%) to score in his career...first batters faced were 3-for-12 (.250) with a walk (.308 on-percentage), double and home run (.583 slugging percentage)...his opponents batting average included a mark of .080 (2-for-25) against left-handed hitters compared to .188 (6-for-32) against right-handers...opponents were 2-for-14 (.143) with runners in scoring position...allowed his only run when pitching on no days rest...did not allow a run in 11 games and 14.1 innings on one day of rest or more...did not allow a run in six games and 7.1 innings at home ...did not allow a hit to the opponents number four (0-for-7), five (0-for-4), eight (0-for-8) or nine (0-for-5) hitters in the order...did not allow a run in 12 of his 13 appearances...tossed at least one inning 11 times...was selected from Nashville July 14 and tossed 0.2 scoreless innings July 20 against San Francisco for his first outing in the majors since Sept. 15, 2016 at Kansas City...allowed his only run July 24 at Texas...finished the season with a career-high 14.2-inning scoreless streak...struck out a career-high tying three batters July 27 at Colorado, Aug. 30 against Seattle and Sept. 26 at Seattle...had a 1.59 ERA and .190 opponents batting average in five outings when he was optioned back to Nashville Aug. 7...returned to Oakland Aug. 30 and did not allow a run in eight games over his final stint (11.0 ip, 4 h, 1 bb, 7 so, .111 opponents batting average)...tossed a career-high tying 3.0 scoreless innings Aug. 30 against Seattle...was on the A's roster for the Wild Card game but did not pitch.

**MINORS:** Started the season at Midland and was 0-1 with three saves and a 3.38 ERA in 11 relief appearances with the RockHounds when he was promoted to Nashville May 10...was 1-1 with three saves and a 2.80 ERA in 22 games, including one start, with the Sounds...combined for a 1-2 record, six saves and a 2.96 ERA in 33 games overall in the minors...struck out 75 batters in 48.2 innings, an average of 13.87 per nine innings...walked 20 for a strikeout-to-walk ratio of 3.75...tied for seventh in the A's farm system in saves...allowed a .222 opponents batting average, including .197 (14-for-71) against left-handed hitters compared to .239 (26-for-109) against right-handers...yielded a .196 average with runners in scoring position...converted each of his six save opportunities but allowed 6-of-8 (75.0%) inherited runners to score...posted a 0.66 ERA in nine games at home with Nashville...tossed at least one inning in 31 of his 33 appearances,

including two or more 12 times...earned all three of his saves at Midland over his first four appearances...issued a season-high three walks in 1.0 innings April 17 at Tulsa but earned his third save...was promoted to Nashville May 10 and tossed a scoreless inning in his first outing May 11 against Colorado Springs...then allowed a season-high four runs on a season-high four hits while retiring just one batter in his next outing May 15 at Memphis...had a season-high 12.2-inning scoreless streak from May 18 to June 8...tossed a season-high 3.0 innings in back-to-back outings on June 3 at Round Rock and June 8 against Tacoma...made his lone start of the season in the latter contest and struck out a season-high seven...had a 2.50 ERA over his first nine games through June 13...then allowed five runs on six hits in 2.2 innings over his next two outings...recorded all three of his saves over a four-game stretch from June 27 to July 12...had a 3.49 ERA in 17 games with the Sounds when he was promoted to Oakland July 14...was optioned back to Nashville Aug. 6 but did not pitch before going on the disabled list Aug. 8 with a ruptured ear drum...was reinstated from the DL Aug. 16 and did not allow a run in five games (7.0 ip) before returning to Oakland Aug. 30.

## CAREER

**2017**—Spent the entire season on the Nashville disabled list after undergoing right ulnar collateral ligament surgery.

**2016**—Spent most of the season at Triple-A Nashville where he went 1-4 with five saves and a 4.11 ERA in 39 relief appearances...also compiled a 9.95 ERA in eight relief appearances over four stints with Oakland in his Major League debut...allowed a .327 opponents batting average and used nine walks in 12.2 innings...yielded a .321 average against right-handed hitters, .333 against left-handers...first batters faced were 3-for-8 (.375) and he allowed 5-of-6 (83.3%) inherited runners to score...was recalled for the first time May 8 and made his Major League debut that day at Baltimore, allowing four runs on four hits in 1.1 innings (1 bb, 2 so)...struck out Matt Wieters with one out in the seventh for his first strikeout...had a 19.29 ERA in two games when he was optioned back to Nashville following the game on May 9...did not pitch during his second stint that lasted one day (June 3) and had just one outing during his third stint from July 26 to Aug. 1...returned for good Aug. 24 and posted an 11.05 ERA over his final five appearances...struck out 65 batters in 46.0 innings with Nashville, an average of 12.52 per nine innings...allowed a .259 opponents batting average, including .257 against right-handed hitters and .264 against left-handers...four of the five home runs he allowed were solo shots and opponents hit .301 with the bases empty compared to .217 with runners on...stranded all eight of his inherited runners...converted 5-of-7 (71.4%) save opportunities...tossed at least one inning in 35 of his 39 outings...posted a 0.90 ERA in nine games in April and had a 3.27 ERA at the time of his first promotion to Oakland on May 8...recorded the save in three consecutive outings from May 16-20...finished July with a 2.89 ERA in eight games...then logged a 1.93 ERA and .171 opponents batting average in six appearances in August...finished the Triple-A portion of his campaign with a five-game, 8.1-inning scoreless streak...struck out a season-high five-batters in a season-high 3.0 innings Aug. 19 against Tacoma

**2015**—Began the season at Double-A Birmingham and was 6-2 with five saves and a 2.72 ERA in 27 games when he was promoted to Triple-A Charlotte July 25...had no decisions and a 4.50 ERA in 12 games with the Knights and combined for a 3.20 ERA in 39 appearances overall...struck out 69 batters in 59.0 innings (10.53 per nine innings) and walked just 16 for a strikeout-to-walk ratio of 4.31...allowed a .221 opponents batting average, including .213 against left-handed hitters compared to .227 against right-handers...yielded a .175 average with runners in scoring position...allowed 2-of-14 (14.3%) inherited runners to score...converted 5-of-7 (71.4%) save opportunities, all with the Barons...surrendered just one run in 10 day games (16.0 ip, 0.56 ERA)...tossed at least one inning in 37 of his 39 appearances, including two or more 15 times...allowed an inherited runner to score in his second game of the season and then stranded each of his 11 inherited runners over his next 36 games before allowing 1-of-2 to score in his final game of the season...tossed a season-high 3.0 scoreless innings and retired all nine batters he faced May 21 at Biloxi...compiled a 0.90 ERA in eight games in June...did not allow a run in nine of his last 10 games with the Barons (1.88 ERA)...was transferred to Charlotte July 25...did not allow a run in four of his last five appearances (1.23 ERA)...played in the Arizona Fall League following the season and was 0-1 with a 30.47 ERA in four relief appearances for Glendale.

**2014**—Spent the entire season in the starting rotation at Single-A Winston-Salem and went 7-10 with a 5.25 ERA and .304 opponents batting average in 27 starts...ranked third in the Carolina League in strikeouts (129) and games started and fourth in innings pitched (145.2)...led the league in hits (181), runs (105), earned runs (85) and home runs (15)...the runs tied for fifth most in all of minor league baseball...issued just 33 walks and his average of 2.04 walks per nine innings was third lowest among CL starting pitchers...tied for the lead among CL pitchers with 12 putouts...walked two batters or fewer in 25 of his 27 starts...had a three-game winning streak over a four-start stretch from April 9 to 27 (3.86 ERA)...struck out 10 batters in 6.0 innings May 9 at Frederick, his first of two games with 10 or more strikeouts...tossed a seven-inning complete game June 10 against Wilmington, a three-hitter in an 8-2 Dash win...walked one and struck out three...was 5-7 with a 5.02 ERA in 18 starts when he was placed on the disabled list July 9 with a strained muscle in his back...was reinstated July 19 and went 2-3 with a 5.74 ERA in nine starts following his return...struck out a season-high 13 batters and tossed 7.0 scoreless innings to defeat Frederick July 30...was named Carolina League Pitcher of the Week on Aug. 4 for his efforts.

**2013**—Began the season at Single-A Greenville in the Boston Red Sox organization and was 2-0 with 10 saves and a 2.77 ERA in 27 appearances when he was dealt to the Chicago White Sox organization July 30 as part of the Jake Peavy trade...went 0-1 with two saves and a 9.64 ERA in three games with Single-A Kannapolis and 0-1 with a 4.82 ERA in six games with Single-A Winston-Salem...combined for a 2-2 record, 12 saves, a 3.42 ERA and .257 opponents batting average in 36 appearances overall, all in relief...converted 12-of-13 (92.3%) save opportunities...tossed at least one inning in 34 of his 36 appearances, including 3.0 or more 13 times...had a 1.80 ERA in six games in June and a 1.80 ERA in seven games in July...was assigned to Kannapolis following the July 30 trade and was promoted to Winston-Salem Aug. 11.

**2012**—Made his professional debut with the Red Sox affiliate in the Gulf Coast League and went 2-0 with two saves and a 1.27 ERA in 13 relief appearances...had a strikeout-to-walk ratio of 9.33 and did not surrender a home run in 21.1 innings...allowed a .147 opponents batting average, including .080 against left-handed hitters...tossed 2.0 scoreless innings July 13 against the Orioles for his first win...added 2.0 scoreless frames in his next outing July 16 against the Rays for his first save...made one postseason appearance and did not allow a run in 1.2 innings (2 h, 1 bb, 1 so).

## PERSONAL/MISCELLANEOUS

Jeffrey Benjamin Wendelken...attended Middle Georgia State College...was named the 2012 GCAA Player of the Year.

## LIFETIME PITCHING RECORD

Year	Club	W	L	ERA	G	GS	CG	SHO	SV	IP	H	R	ER	HR	HB	BB	IBB	SO	WP	BK
2012	GCL Red Sox	2	0	1.27	13	0	0	0	2	21.1	11	3	3	0	0	3	0	28	0	1
2013	Greenville	2	0	2.77	27	0	0	0	10	65.0	59	20	4	3	20	0	54	6	2	
	Kannapolis	0	1	9.64	3	0	0	0	2	4.2	8	5	5	0	0	1	0	8	1	0
	Winston-Salem	0	1	4.82	6	0	0	0	0	9.1	12	6	5	1	0	7	0	16	3	0
2014	Winston-Salem	7	10	5.25	27	27	1	0	0	145.2	181	105	85	15	5	33	0	129	4	0
2015	Birmingham	6	2	2.72	27	0	0	0	5	43.0	36	14	13	4	0	11	0	56	0	0
	Charlotte	0	0	4.50	12	0	0	0	0	16.0	14	11	8	2	0	5	0	13	0	0
2016	Nashville	1	4	4.11	39	0	0	0	5	46.0	48	25	21	5	4	26	2	65	5	0
	OAKLAND	0	0	9.95	8	0	0	0	0	12.2	18	15	14	3	0	9	0	12	2	0
2017	Nashville	(Injured — did not pitch)																		
2018	Midland	0	1	3.38	11	0	0	0	3	13.1	11	6	5	3	0	10	1	23	0	0
	Nashville	1	1	2.80	22	1	0	0	3	35.1	29	11	11	2	0	10	0	52	1	0
	OAKLAND	0	0	0.54	13	0	0	0	0	16.2	8	1	1	1	0	5	0	14	1	0
<b>ML Totals</b>		<b>0</b>	<b>0</b>	<b>4.60</b>	<b>21</b>	<b>0</b>	<b>0</b>	<b>0</b>	<b>0</b>	<b>29.1</b>	<b>26</b>	<b>16</b>	<b>15</b>	<b>4</b>	<b>0</b>	<b>14</b>	<b>0</b>	<b>26</b>	<b>3</b>	<b>0</b>

## CAREER TRANSACTIONS

**2012** — Selected by the Boston Red Sox organization in the 13th round of the First-Year Player Draft. **2013** — Traded to the Chicago White Sox with outfielder Avisail Garcia, minor league pitcher Francielis Montas and minor league infielder Cleuluis Rondon for pitcher Jake Peavy, July 30. **2015** — Traded to the Oakland Athletics with minor league pitcher Zack Erwin for infielder Brett Lawrie, December 9.

## WILD CARD RECORD

Year	Club/Opp.	W	L	ERA	G	GS	CG	SHO	SV	IP	H	R	ER	HR	HB	BB	IBB	SO	WP	BK	
2018	OAK vs. NYY																				

(On roster – did not pitch)

## WENDELKEN'S CAREER BESTS

**Low Hit Complete Game:** None  
**Innings Pitched:** 3.0 (twice), last: August 30, 2018 vs. Seattle  
**Strikeouts:** 3 (five times), last: September 26, 2018 at Seattle  
**Pitches:** 53, September 2, 2016 vs. Boston  
**Longest Winning Streak:** None  
**Longest Losing Streak:** None  
**Longest Scoreless Streak:** 14.2, July 24, 2018 to present

## OAKLAND'S 20-GAME WINNING STREAK, 2002

Date	Opponent	Score	Date	Opponent	Score
Aug. 13	Toronto	5-4	Aug. 24	at Detroit	12-3
Aug. 14	Toronto	4-2	Aug. 25	at Detroit	10-7
Aug. 16	Chicago	1-0	Aug. 26	at Kansas City	6-3
Aug. 17	Chicago	9-2	Aug. 27	at Kansas City	6-4
Aug. 18	Chicago	7-4	Aug. 28	at Kansas City	7-1
Aug. 19	at Cleveland	8-1	Aug. 30	Minnesota	4-2
Aug. 20	at Cleveland	6-3	Aug. 31	Minnesota	6-3
Aug. 21	at Cleveland	6-0	Sept. 1	Minnesota	7-5
Aug. 22	at Cleveland	9-3	Sept. 2	Kansas City	7-6
Aug. 23	at Detroit	9-1	Sept. 4	Kansas City	12-11

# ROSTER

**MANAGER:** 6 Bob Melvin. **COACHES:** 17 Mike Aldrete, 51 Darren Bush, 29 Ryan Christenson, 14 Scott Emerson, 59 Marcus Jensen, 7 Mark Kotsay, 41 Al Pedrique, 4 Matt Williams. **ATHLETIC TRAINERS:** Nick Paparesta, Jeff Collins, Brian Schulman. **STRENGTH & CONDITIONING:** Josh Cuffe, Terence Brannic. **MASSAGE THERAPIST:** Ozlie Lyles. **TRAVELING SECRETARY:** Mickey Morabito. **EQUIPMENT MANAGER:** Steve Vucinich. **VIDEO COORDINATOR:** Adam Rhoden. **BULLPEN CATCHERS:** 88 Phil Pohl, 90 Jeremy Dowdy.

NO	PITCHERS (23)	B	T	HT	WT	BORN	BIRTHPLACE	RESIDENCE	2018 CLUBS	W	L	ERA	G	GS	CG	SHO	SV	IP	H	R	ER	BB	SO	ML SERVICE		
53	Tanner Anderson	R	R	6-2	203	5-27-93	Boynton Beach, FL	Tampa, FL	Indianapolis	3	2	2.64	39	0	0	0	0	6	61.1	65	25	18	15	49	40 days	
40	Chris Bassitt	R	R	6-5	220	2-22-89	Toledo, OH	Washington, NC	PITTSBURGH	1	0	6.35	6	0	0	0	0	0	11.1	15	10	8	8	6	2 years, 130 days	
58	Paul Blackburn	R	R	6-1	200	1-24-93	Antioch, CA	Scottsdale, AZ	OAKLAND	2	3	3.02	11	7	0	0	0	0	47.2	86	42	39	25	83	2 years, 130 days	
35	Aaron Brooks	R	R	6-4	230	4-27-90	Montclair, CA	Glendale, AZ	OAKLAND	0	0	7.36	1	1	0	0	0	0	3.2	8	3	3	1	1	1 year, 93 days	
52	Ryan Buchter	L	L	6-4	232	2-13-87	Reading, PA	Sewell, NJ	Colorado Springs	9	4	3.35	26	15	1	0	0	0	99.1	100	40	37	28	74	1 year, 102 days	
45	Jharel Cotton	R	R	5-11	200	1-19-92	St. Thomas, VI.	Commerce Township, MI	OAKLAND	0	0	0.00	3	0	0	0	0	0	2.2	1	0	0	2	1	2 years, 26 days	
66	Ryan Dull	R	R	5-9	185	10-2-89	Winston-Salem, NC	Winston-Salem, NC	OAKLAND	6	0	2.75	54	0	0	0	0	0	39.1	32	12	15	41	3	3 years, 10 days	
21	Marco Estrada	R	R	6-0	180	7-5-83	Sonora, Mexico	Peoria, AZ	Stockton	0	0	0.00	2	1	0	0	0	0	2.0	2	0	0	1	2	2 years, 143 days	
50	Mike Fiers	R	R	6-2	202	6-15-85	Hollywood, FL	Deerfield Beach, FL	Nashville	1	0	0.00	4	0	0	0	0	0	3.1	1	0	0	1	3	9 years, 35 days	
32	Daniel Gossett	R	R	6-0	192	11-13-92	Spartanburg, SC	Iyman, SC	OAKLAND	3	2	3.54	23	0	0	0	0	0	28.0	27	12	11	8	36	2 years, 143 days	
16	Liam Hendriks	R	R	6-0	225	2-10-89	Perth, Australia	Fort Myers, FL	OAKLAND	7	14	5.64	28	28	0	0	0	0	143.2	155	91	90	50	103	9 years, 35 days	
67	Grant Holmes	L	R	6-0	224	3-22-96	Conway, SC	Conway, SC	Buffalo	0	1	8.10	1	1	0	0	0	0	3.1	3	3	3	2	3	2	5 years, 85 days
75	James Kaprielian	R	R	6-3	210	3-2-94	Laguna Hills, CA	Tustin, CA	OAKLAND	5	2	3.74	10	9	0	0	0	0	53.0	45	22	22	11	52	1 year, 59 days	
55	Sean Manaea	R	L	6-5	245	2-1-92	Valparaiso, IN	Phoenix, AZ	OAKLAND	0	3	5.18	5	5	0	0	0	0	24.1	25	14	14	8	12	1 year, 59 days	
33	Daniel Mengden	R	R	6-1	225	2-19-93	Houston, TX	Houston, TX	Nashville	4	0	1.63	7	5	0	0	0	0	38.2	26	10	7	16	42	4 years, 164 days	
47	Frankie Montas	R	R	6-2	245	3-21-93	Saugama, D.R.	Litchfield, AZ	Nashville	4	1	4.13	25	8	0	0	0	0	24.0	25	11	11	10	22	4 years, 164 days	
36	Yusmeiro Petit	R	R	6-1	255	11-22-84	Maracaibo, Venezuela	Weston, FL	Nashville	0	0	2.84	23	2	0	0	0	0	6	25.1	21	9	8	4	43	None
56	Fernando Rodney	R	R	5-11	240	3-18-77	Santo Domingo, DR	Pembroke Pines, FL	Stockton	0	0	4.50	2	2	0	0	0	0	6.0	4	3	2	8	None	None	
48	Joakim Soria	R	R	6-3	200	5-18-84	Monclava, Mexico	Scottsdale, AZ	OAKLAND	12	9	3.59	27	27	1	1	1	0	160.2	141	67	64	32	108	2 years, 157 days	
39	Blake Treinen	R	R	6-5	227	6-30-88	Wichita, KS	Walla Walla, WA	OAKLAND	7	6	4.05	22	17	1	1	1	0	115.2	103	58	52	26	72	1 year, 128 days	
									Nashville	4	1	2.98	9	8	0	0	0	0	45.1	39	17	15	7	34	1 year, 89 days	
									OAKLAND	4	5	4.65	15	15	1	0	0	0	71.2	69	40	37	26	61	1 year, 89 days	
									OAKLAND	5	4	3.88	13	11	0	0	0	0	65.0	74	34	28	21	43	8 years, 16 days	
									OAKLAND	7	3	3.00	74	0	0	0	0	0	93.0	76	32	31	18	76	8 years, 16 days	
									MINNESOTA	3	2	3.09	46	0	0	0	0	0	25	43.2	42	18	15	19	15 years, 137 days	
									OAKLAND	1	1	3.92	22	0	0	0	0	0	20.2	20	9	13	20	49	12 years	
									CHICAGO (AL)	0	3	2.56	40	0	0	0	0	0	16	38.2	35	13	11	10	49	12 years
									MILWAUKEE	3	1	4.09	26	0	0	0	0	0	22.0	18	11	10	6	26	4 years, 65 days	
									OAKLAND	9	2	0.78	68	0	0	0	0	0	38	80.1	46	12	7	21	100	4 years, 65 days

(Injured — did not pitch)


NO	PITCHERS	B	T	HT	WT	BORN	BIRTHPLACE	RESIDENCE	2018 CLUBS	W	L	ERA	G	GS	CG	SHO	SV	IP	H	R	ER	BB	SO	ML SERVICE		
60	Andrew Triggs	R	R	6-4	223	3-16-89	Nashville, TN	Nashville, TN	OAKLAND	3	1	5.23	9	9	0	0	0	41.1	37	24	24	18	43	2 years, 123 days		
62	Lou Trivino	R	R	6-5	240	10-1-91	Sellersville, PA	Green Lane, PA	Nashville	0	0	1.69	4	0	0	0	1	5.1	2	1	1	1	10	165 days		
57	J.B. Wendelen	R	R	6-1	240	3-24-93	Savannah, GA	Guyton, GA	OAKLAND	8	3	2.92	69	1	0	0	4	74.0	53	24	24	31	82	108 days		
		R	R	6-1	240	3-24-93	Savannah, GA	Guyton, GA	Midland	0	1	3.38	11	0	0	0	3	13.1	11	6	5	10	23	108 days		
		R	R	6-1	240	3-24-93	Savannah, GA	Guyton, GA	Nashville	1	1	2.80	22	1	0	0	3	35.1	29	11	11	10	52			
		R	R	6-1	240	3-24-93	Savannah, GA	Guyton, GA	OAKLAND	0	0	0.54	13	0	0	0	0	16.2	8	1	1	5	14			
NO	CATCHERS (2)	B	T	HT	WT	BORN	BIRTHPLACE	RESIDENCE	2018 CLUBS	AVG.	G	AB	R	H	2B	3B	HR	RBI	BB	SO	SB	CS	ML SERVICE			
5	Chris Herrmann	L	R	6-0	200	11-24-87	Tomball, TX	Montgomery, TX	Tacoma	.257	42	136	26	35	3	1	6	24	36	42	0	0	4 years, 128 days			
		L	R	6-0	200	11-24-87	Tomball, TX	Montgomery, TX	SEATTLE	.237	36	76	6	18	4	2	2	7	10	24	0	0	0	4 years, 87 days		
19	Josh Phegley	R	R	5-10	225	2-12-88	Terre Haute, IN	Fort Wayne, IN	Stockton	.143	2	7	0	0	0	0	0	1	0	3	0	0	0	0	4 years, 87 days	
		R	R	5-10	225	2-12-88	Terre Haute, IN	Fort Wayne, IN	Nashville	.235	36	119	12	28	6	3	3	18	15	31	0	0	0	0	0	0
		R	R	5-10	225	2-12-88	Terre Haute, IN	Fort Wayne, IN	OAKLAND	.204	39	93	13	19	7	0	2	15	6	27	0	0	0	0	0	0
NO	INFELDERS (7)	B	T	HT	WT	BORN	BIRTHPLACE	RESIDENCE	2018 CLUBS	AVG.	G	AB	R	H	2B	3B	HR	RBI	BB	SO	SB	CS	ML SERVICE			
1	Franklin Barreto	R	R	5-10	200	2-27-96	Caracas, Venezuela	Caracas, Venezuela	Nashville	.259	77	282	54	73	16	1	18	46	39	106	5	2	131 days			
		R	R	5-10	200	2-27-96	Caracas, Venezuela	Caracas, Venezuela	OAKLAND	.233	32	73	10	17	4	0	5	16	1	29	0	0	0	0	0	
26	Matt Chapman	R	R	6-0	220	4-28-93	Victorville, CA	Trabuco Canyon, CA	OAKLAND	.278	145	547	100	152	42	6	24	68	58	146	1	2	1 year, 109 days			
		R	R	6-0	220	4-28-93	Victorville, CA	Trabuco Canyon, CA	Stockton	.250	1	4	0	1	0	0	0	0	0	1	0	0	0	0	0	
37	Jorge Mateo	R	R	6-0	192	6-23-95	Santo Domingo Oeste, DR	Santo Domingo Oeste, DR	Nashville	.230	131	470	50	108	17	16	3	45	29	139	25	10	0	0	0	
28	Matt Olson	L	R	6-5	230	3-29-94	Atlanta, GA	Atlanta, GA	OAKLAND	.247	162	580	85	143	33	0	29	84	70	163	2	1	1 year, 103 days			
18	Chad Pinder	R	R	6-2	207	3-29-92	Richmond, VA	Mt. Pleasant, SC	OAKLAND	.258	110	298	43	77	12	1	13	27	27	88	0	2	2 years, 47 days			
		R	R	6-2	207	3-29-92	Richmond, VA	Mt. Pleasant, SC	Stockton	.286	2	7	1	2	1	0	1	1	1	1	0	0	0	0	0	
23	Jurickson Profar	S	R	6-0	190	2-20-93	Willemstad, Curacao	Grapevine, TX	TEXAS	.254	146	524	82	133	35	6	20	77	54	88	10	0	4 years, 165 days			
10	Marcus Semien	R	R	6-0	195	9-17-90	San Francisco, CA	Alameda, CA	OAKLAND	.255	159	632	89	161	35	2	15	70	61	131	14	6	4 years, 118 days			
NO	OUTFIELDERS (8)	B	T	HT	WT	BORN	BIRTHPLACE	RESIDENCE	2018 CLUBS	AVG.	G	AB	R	H	2B	3B	HR	RBI	BB	SO	SB	CS	ML SERVICE			
3	Luis Barrera	L	L	6-0	205	11-15-95	Tamboril, DR	Tamboril, DR	Stockton	.284	88	313	51	89	18	7	3	46	32	63	10	4	0	0	0	
		L	L	6-0	205	11-15-95	Tamboril, DR	Tamboril, DR	Midland	.328	36	131	24	43	8	4	0	18	9	18	13	3	0	0	0	
72	Skye Bolt	S	R	6-2	187	1-15-94	Atlanta, GA	Ormond Beach, FL	Midland	.256	78	285	41	73	18	3	10	37	27	75	10	1	0	0	0	
		S	R	6-2	187	1-15-94	Atlanta, GA	Ormond Beach, FL	Stockton	.266	46	169	28	45	8	4	9	32	31	47	9	3	0	0	0	
20	Mark Canha	R	R	6-2	212	2-15-89	San Jose, CA	Scottsdale, AZ	Stockton	.250	2	8	1	2	1	0	1	1	0	0	0	0	0	0	0	
		R	R	6-2	212	2-15-89	San Jose, CA	Scottsdale, AZ	Nashville	.249	122	365	60	91	22	0	17	52	34	88	1	2	0	0	0	
2	Khris Davis	R	R	5-11	203	12-21-87	Lakewood, CA	Paradise Valley, AZ	OAKLAND	.247	151	576	98	142	28	1	48	123	59	175	0	0	5 years, 104 days			
11	Dustin Fowler	L	L	6-0	190	12-29-94	Caldwell, GA	Dublin, GA	OAKLAND	.341	55	229	37	78	17	6	4	27	9	41	13	2	1 year, 39 days			
		L	L	6-0	190	12-29-94	Caldwell, GA	Dublin, GA	Nashville	.224	69	192	19	43	3	2	6	23	8	47	6	4	0	0	0	
22	Ramón Laureano	R	R	5-11	200	7-15-94	Santo Domingo, DR	Santo Domingo, DR	OAKLAND	.297	64	246	44	73	12	1	14	35	31	70	11	2	59 days			
		R	R	5-11	200	7-15-94	Santo Domingo, DR	Santo Domingo, DR	Nashville	.288	48	156	27	45	12	1	5	19	16	50	7	1	0	0		
38	Nick Martini	L	L	5-11	205	6-27-90	Crystal Lake, IL	Crystal Lake, IL	OAKLAND	.297	76	276	44	82	12	2	6	40	51	68	5	1	82 days			
		L	L	5-11	205	6-27-90	Crystal Lake, IL	Crystal Lake, IL	OAKLAND	.296	55	152	26	45	9	3	1	19	21	36	0	0	0	0		
25	Stephen Piscotty	R	R	6-4	205	1-14-91	Pleasanton, CA	Danville, CA	OAKLAND	.267	151	546	78	146	41	0	27	88	42	114	2	0	3 years, 76 days			

OAKLAND A'S NON-ROSTER INVITEES TO SPRING TRAINING

NO	PITCHERS (12)	B	T	HT	WT	BORN	BIRTHPLACE	RESIDENCE	2018 CLUBS	W	L	ERA	G	GS	CG	SHO	SV	IP	H	R	ER	BB	SO	ML SERVICE	
13	Jerry Blevins	R	L	6-6	190	9-6-83	Johnson City, TN	Findlay, OH	NEW YORK (NY)	3	2	4.85	64	1	0	0	0	42.2	36	24	23	22	41	9 years, 81 days	
77	Parker Bridwell	R	R	6-4	185	8-2-91	Hereford, TX	Hereford, TX	LOS ANGELES (AL)	1	0	17.55	5	1	0	0	0	6.2	14	13	13	2	3	129 days	
15	Jake Buchanan	R	R	6-0	232	9-24-89	Charlotte, NC	Fort Myers, FL	Salt Lake	11	9	5.17	27	6	0	0	0	286.0	50	27	27	9	19	161 days	
54	Kyle Crockett	L	L	6-2	180	12-15-91	Newport News, VA	Poquoson, VA	Louisville	2	0	3.00	34	0	0	0	0	39.0	37	17	13	7	38	2 years, 27 days	
74	Parker Dunshee	R	R	6-0	215	2-12-95	Zionsville, IN	Zionsville, IN	CINCINNATI	1	0	5.79	15	0	0	0	0	9.1	16	8	6	2	11	None	
68	Kyle Finnegan	R	R	6-2	196	9-4-91	Detroit, MI	Kingwood, TX	Stockton	6	2	2.70	12	10	0	0	0	70.0	61	23	21	17	82	None	
63	Dean Kiekhefer	L	L	6-0	175	6-7-89	Louisville, KY	LaGrange, KY	Nashville	7	4	2.01	12	12	0	0	0	80.2	59	21	18	14	None		
61	Kyle Lobstein	L	L	6-2	216	8-12-89	Flagstaff, AZ	Scottsdale, AZ	Arizona A's	0	2	7.13	13	0	0	0	0	17.2	22	16	14	7	17	None	
44	Jesus Luzardo	L	L	6-0	209	9-30-97	Lima, Peru	Parkland, FL	Midland	1	1	2.16	21	0	0	0	0	13	25.0	18	11	6	11	28	114 days
31	A.J. Puk	L	L	6-7	238	4-25-95	Minneapolis, MN	Cedar Rapids, IA	Pensacola	0	0	1.13	8	0	0	0	0	8.0	7	1	1	1	10	1 year, 88 days	
65	Miguel Romero	R	R	6-0	202	4-23-94	Manuel Tames, Cuba	Miami, FL	Midland	8	1	3.83	32	1	0	0	0	44.2	50	24	19	6	36	36	
70	Norge Ruiz	R	R	5-10	180	3-15-94	Havana, Cuba	Springs, TX	OAKLAND	4	2	2.95	11	11	0	0	0	58.0	51	19	19	19	49	1 year, 88 days	
49	Brian Schlitter	R	R	6-3	238	12-21-85	Oak Park, IL	Park Ridge, IL	Tulsa	3	2	2.56	7	7	0	0	0	38.2	35	15	11	9	35	35	
78	Wei-Chung Wang	L	L	6-1	160	4-25-92	Taitung City, Taiwan	Taitung City, Taiwan	Oklahoma City	1	5	5.14	7	7	0	0	0	35.0	36	24	20	15	31	31	
NO	CAICHERS (3)	B	T	HT	WT	BORN	BIRTHPLACE	RESIDENCE	2018 CLUBS	AVG.	G	AB	R	H	2B	3B	HR	BB	SO	SB	CS	ML SERVICE			
71	Jonah Heim	S	R	6-4	220	6-27-95	Buffalo, NY	Amherst, NY	Stockton	.292	80	312	41	91	21	1	7	49	29	60	3	1	None	None	
12	Sean Murphy	R	R	6-3	232	10-4-94	Peekskill, NY	Dayton, OH	Midland	.182	39	137	16	25	4	0	1	11	10	22	0	0	0	0	0
46	Beau Taylor	L	R	5-11	205	2-13-90	Rockledge, FL	Rockledge, FL	Midland	.288	68	257	51	74	26	2	8	43	23	47	3	0	None	None	
NO	INFELDERS (3)	B	T	HT	WT	BORN	BIRTHPLACE	RESIDENCE	2018 CLUBS	AVG.	G	AB	R	H	2B	3B	HR	RBI	BB	SO	SB	CS	ML SERVICE		
8	Eric Campbell	R	R	6-3	215	4-9-87	Norwich, CT	Colchester, CT	Midland	.200	2	5	1	1	1	0	0	0	0	1	0	0	0	0	0
76	Corban Joseph	L	R	6-0	185	10-28-88	Nashville, TN	Franklin, TN	Nashville	.250	3	8	2	2	0	0	0	0	0	3	2	0	0	0	0
64	Sheldon Neuse	R	R	6-0	218	12-10-94	Fort Worth, TX	Fort Worth, TX	Nashville	.248	90	302	39	75	15	3	3	39	50	89	2	0	0	30 days	
									OAKLAND	.200	7	5	0	1	1	0	0	0	1	2	0	0	0	0	0
									NEW ORLEANS	.313	95	326	54	102	21	2	6	68	58	61	8	4	2 years, 24 days	2 years, 24 days	
									Bowie	.312	122	459	73	143	30	2	17	68	52	43	8	2	66 days	66 days	
									BALTIMORE	.222	14	18	1	4	1	0	0	0	1	5	0	0	0	0	0
									Nashville	.263	135	499	48	131	26	3	5	55	32	172	4	1	None	None	

(Injured -- did not pitch)





*Blake Treinen became the first pitcher in Major League history to save 30 games, compile an ERA under 1.00 and strike out 100 batters*

2018 REVIEW

## SEASON IN REVIEW

**2018 RECAP:** The A's finished the season with a 97-65 (.599) record, which was fourth best in the American League and the majors...it was the ninth best record in Oakland history and was the best since the 2002 club was 103-59...it snapped a streak of three consecutive seasons with 87 or more losses...the 97 wins were a 22-win improvement from the A's 75-87 record in 2017...that was the third biggest turnaround in Oakland history and the sixth biggest in Athletics history...it was the best since the A's went from 81 wins in 1987 to 104 in 1988 (+23)...the record is a 29-win improvement from 1979 (54) to 1980 (83) and from 1946 (49) to 1947 (78)...it was the A's third 90-win season in the last seven years and their ninth dating back to 2000...only the Yankees (13), Red Sox (12) and Cardinals (10) have more 90-win seasons this century...the 97 wins were second most in Oakland history by a team that did not win the division...the most was 102 in 2001 when Seattle won 116...had a winning record in each month for the sixth time in Oakland history (1971, 1972, 1990, 2003, 2013)...finished in second place in the AL West, six games behind first place Houston...it marked the 13th time in the last 20 seasons the A's finished first or second...spent 61 consecutive days alone in fourth from April 25-June 24, 32 consecutive days alone in third from June 26-July 31 and each of the final 60 days from Aug. 2 through the end of the season in no worse than second place...for the season, spent four days tied for first, 57 days in second, two days tied for second, 32 days in third, three days tied for third, 77 days in fourth and seven days tied for fourth...went 5-10 over the first 15 games, which put the A's in fourth place and 7½ games out of first in the AL West...then won eight of the next nine games from April 15-24 to improve to 13-11...that moved the A's into a tie for third in the West, just three games back of Houston...lost on April 25 to drop back into fourth and would spend 61 consecutive days alone in fourth from April 25-June 24...went 15-14 over a 29-game span from April 25-May 27 to improve to 28-25...then lost 11 of their next 17 games from May 28-June 15...were swept in a three-game series by Houston in Oakland June 12-14, but that would be the last time the A's would lose a series in the Coliseum...lost the first game of a three-game series with the Angels on June 15 to extended their losing streak to a season-high four games...were 34-36 entering play on June 16 and were a season-high 11 games behind Seattle for the second AL Wild Card spot...then went 12-2 (.857) over the next 14 games, 27-7 (.794) over the next 34, 38-12 (.760) over the next 50 and 63-29 (.685) over the final 92...won 17 series, lost just one (July 27-29 at Colorado) and split two over a 20-series stretch from June 15-Aug. 26...defeated Detroit 5-4 on June 25 to move into a tie for third in the AL West with the Angels...won 9-7 the next day and would spend 32 consecutive days alone in third from June 26 to July 31...had a season-high six-game winning streak from June 25-30, the first of four six-game winning streaks (July 21-26, July 30-Aug. 5 and Sept. 5-12)...defeated Toronto 8-3 on Aug. 1 to move into a tie for second in the West and for the second Wild Card spot with Seattle...moved ahead of the Mariners the next day on an off day and would spend each of the final 60 days of the season in no worse than second place...were two games behind Houston in the AL West when they began a three-game series with the Astros in the Coliseum Aug. 17...won the first two games of the series to move into a tie for first in the West after trailing Houston by a season-high 12 games on June 18...shared first place with the Astros on Aug. 18, 20 and 21...lost to Texas 4-2 on Aug. 22 to fall one game behind Houston...that started a season-ending stretch where the A's went 21-15 over their final 36 games but Houston went 27-9 over that span...clinched the second AL Wild Card spot in their 157th game on Sept. 24, a 7-3 win at Seattle...were eliminated from the AL West the next night.

### OAKLAND A'S BEST RECORDS

.642	(104-58)	1988
.636	(103-59)	2002
.636	(103-59)	1990
.630	(102-60)	2001
.627	(101-60)	1971
.611	(99-63)	1989
.605	(98-64)	1975
.600	(93-62)	1972
<b>.599</b>	<b>(97-65)</b>	<b>2018</b>
.593	(96-66)	three tied

**A's IN POSTSEASON:** The A's returned to the postseason for the fourth time in the last seven years and the ninth time in the last 19 seasons...over the last seven years, only the Dodgers (6) have more than four postseason appearances and over the last 19 seasons only the Yankees (15), Cardinals (12), Dodgers (10), Red Sox (10) and Braves (10) have more...it was the A's 27th postseason appearance in franchise history, which includes 19 with Oakland and eight with Philadelphia...that is fourth most all-time...reached the postseason for the third time as the American League Wild Card, the second time in the two wild card era...lost the AL Wild Card game at New York on

Oct. 3, 7-2...the loss extended the A's losing streak in winner-take-all postseason games to eight, which is the longest such streak in Major League history...dating back to 2000, the A's have now lost 14 of their last 15 postseason games with a chance to clinch the series.

**COMEBACKS:** The A's were 34-36 (.486) at the conclusion of play on June 15 and were 11 games out in the Wild Card race...then went 63-29 (.685) from June 16 through the end of the season and ended up seven games ahead of the third place team in the Wild Card...the A's record after June 15 was the best mark in the majors by 2½ games (Boston 60-31, .659)...the only times in Athletics history the A's had more wins over the final 92 games was in 2001 (68-24) and 2002 (64-28)...the comeback continues a trend of in-season turnarounds for the A's this century...in 2012, Oakland trailed Texas by 13 games on June 30 but came back to win the West by one game and became the fifth team in ML history to win a Division or Pennant after trailing by 13 or more games...in 2005, became the first team in American League history to go from 15 games under .500 to 15 games over .500 in one season...in 2003, trailed by Seattle by eight games on June 13 but came back to win the AL West by three games...in 2002, became the ninth team (at the time) to win their division after trailing by at least 10 games...in 2000, trailed Seattle by seven games on Aug. 11 and won the West by ½ game.

### A'S BEFORE AND AFTER

THRU JUNE 15	CATEGORY	JUNE 16-END
34-36/.486 (t-17th)	Record	63-29/.685 (1st)
-9 (16th)	Run Differential	+148 (1st)
.240 (20th)	Batting Average	.261 (6th)
.310 (22nd)	On-Base Percentage	.337 (6th)
.411 (15th)	Slugging Percentage	.460 (1st)
4.34 (15th)	Runs Per Game	5.53 (2nd)
46 (6th most)	Errors	43 (4th fewest)
4.05 (15th)	ERA	3.64 (5th)
20-29, 4.41	Starters	32-19, 3.97
14-7, 3.50	Relievers	31-10, 3.26

*\*number in parentheses indicates ML rank*

**OFFENSE:** The A's ranked second in the majors in doubles (322) and extra base hits (569), third in home runs (227), fourth in runs (813) and slugging (.439) and fifth in OPS (.764)...the 569 extra base hits set an Athletics record, breaking the previous mark of 555 in 2001...had the fourth most doubles in Athletics history, ranked fifth in home runs and had the eighth best slugging percentage...the runs scored were fifth most in Oakland history and the OPS was seventh best...ranked fourth in the American League in hit by pitches (76), which was the second highest total in Athletics history and 12 short of the record of 88 set in 2001...also ranked sixth in the AL in batting (.252) and on-base percentage (.325)...struck out 1381 times, which was seventh most in the AL but third most in Athletics history...outscored the opposition by 139 runs, which ranked sixth in the majors and 10th in Oakland history...had just six sacrifice hits, which was second fewest in ML history...the fewest is five by Toronto in 2018...the previous Athletics low was 13 in 2016 and 2017...had 838 singles, which was third fewest in Athletics history in a non-strike season...reached on an error 39 times, which matched the fewest by an A's team since at least 1974 (2013 and 2017)...the A's highest batting average for a spot in the order was .296 by the number eight hitter, which was the best mark in the majors by 24 points (Minnesota, .272) and the best mark by an A's team since at least 1907 (previous: .291 by the 1927 Philadelphia A's)...ranked second in the AL in pitches per plate appearance (3.98) and most grounded into double plays (136), third in fewest infield hits (103) and tied for fifth in sacrifice flies (44)...had the lowest ratio of ground balls to fly balls (1.16) in the majors...had just one bunt hit, which was the fewest in the majors.

**PITCHING:** The A's compiled a 3.81 ERA, which ranked sixth in the American League...had the third lowest opponents batting average (.236) and OPS (.693), ranked fourth in on-base percentage (.301) and fifth in slugging (.392)...the batting average and on-base percentage were sixth lowest in Oakland history...also tied for second in the AL in shutouts (14), ranked fourth in fewest walks (474) and fewest extra base hits (471) and fifth in fewest home runs (184)...the home runs were fifth most in Oakland history and the average of 2.91 walks per nine innings was eighth lowest...had a 2.61 strikeout to walk ratio, which was third best in Athletics history...struck out 1237, which was fifth fewest in the AL but seven short of the Athletics record of 1244 set in 2014...ranked third in the AL with 86 wild pitches, which broke the Athletics record of 84 set in 2017 and tied for seventh most in the AL history...led the AL in innings pitched (1465.2), tied for second in fewest hit batters (53), most sacrifice hits (23) and fewest balks (2), ranked third in fewest sacrifice flies (30) and fourth in ground ball to fly ball ratio (1.39)...averaged the fewest pitches per inning in the majors (15.9) and the second fewest pitches per game (143.7)...opponents reached on a strikeout eight times, which

tied for third in the majors and was the most by an A's team since at least 1974...held the opponents number three hitter to a .229 batting average, which was the lowest mark in the majors.

**STARTING PITCHING:** A's starting pitchers were 52-48 with a 4.17 ERA...tossed just 824.1 innings, which was the fewest in Athletics history in a non-strike season...the previous low was 858.2 in 1997...it was third fewest in the American League...averaged 80.6 pitches per start, which was second fewest by a Major League team since pitch count data is available in 1988 (TB, 63.0 in 2018)...were third in the AL in fewest pitches per inning (15.8)...had the sixth lowest ERA, opponents batting average (.248), on-base percentage (.307), slugging percentage (.412) and OPS (.719) in the AL...the on-base percentage was 10th lowest in Oakland history...had the second fewest strikeouts (610), the third fewest walks (240) and tied for the third fewest home runs (109)...the walks were the fewest in Oakland history by starting pitchers, but the average of 2.62 walks per nine inning was eighth lowest...tied for fourth in complete games (2)...had the second most wild pitches (47)...started 15 different pitchers, which tied for fourth in the majors and fell one short of the Oakland record of 16 set in 1983...had 11 different pitchers make at least seven starts, which tied for the most in Major League history (eighth time, last: 2016 Padres)...used an "opener" nine times in the month of September and were 4-5 in those games...the openers (Hendriks eight times, Trivino once) compiled a 1.86 ERA while the long men (Mengden four times, Bassitt three times, Fiers and Cahill once) combined for a 3.55 ERA...starting pitchers combined for 12 of the A's 26 disabled list placements, which included every member of the season-opening starting rotation (Graveman, Manaea, Mengden, Gossett, Triggs) plus two stints by Anderson, Blackburn and Cahill and one by Cotton.

**THE BULLPEN:** The A's bullpen compiled a 3.35 ERA, which was second lowest in the American League and third lowest in the majors...won 45 games, which were second most in Major League history by a bullpen to the Tampa Bay Rays 55 victories in 2018...had 641.1 innings pitched, which was second most in the majors (TB, 824.1) and third most in Major League history...ranked sixth in the AL in saves (44) and tied for the fourth fewest blown saves (18)...had the fifth best save percentage (71.0%)...had the second lowest opponents batting average (.220), on-base percentage (.294), slugging percentage (.364) and OPS (.658) in the majors...the batting average was fifth lowest in Oakland history and the on-base percentage ranked seventh...had the best winning percentage in the majors (.726) and the second fewest losses (17)...the winning percentage was second best in Oakland history (.738 in 1975)...struck out 627, which was fourth most in the AL and the most in Athletics history...the previous high was 530 in 2016...allowed 83-of-238 (34.9%) inherited runners to score, which was the third highest percentage in the AL...had the third lowest first batter on-base percentage in the AL (.296) and the fourth lowest OPS (.697)...had the third fewest first batter walks (38) but tied for the fourth most first batter home runs (18)...the first batter home runs were second most by an A's team since 1974 (19 in 2015).

#### BULLPEN BESTS, MAJOR LEAGUE HISTORY

##### INNINGS PITCHED

824.1	Tampa Bay, 2018
657.0	Colorado, 2012
<b>641.1</b>	<b>Oakland, 2018</b>
635.0	San Diego, 2018
632.0	Los Angeles (AL), 2018

##### WINS

55	Tampa Bay, 2018
<b>45</b>	<b>Oakland, 2018</b>
42	Milwaukee, 2018
42	Texas, 2016
41	Brooklyn, 1953

**DEFENSIVE DOINGS:** After leading the majors in errors in two of the previous three seasons, the A's committed just 89 errors in 2018, which ranked eighth most in the American League...those were the fewest errors by an A's team since 2006 (84)...committed 55 errors over the first 79 games through June 25 (.982 fielding percentage), but then made just 34 errors over the final 83 games (.989 fielding percentage)...had a .985 fielding percentage overall, which ranked seventh in the AL but fifth best in Athletics history...led the AL in assists (1594)...however, outfielders had just 22 assists, which was the fewest in the AL and tied for sixth fewest in the majors...turned 125 double plays, which was fifth fewest in the AL and fifth fewest in Oakland history in a non-strike season...had 17 passed balls, which tied for fifth most in the AL and tied for sixth most in Oakland history.

**ON THE BASES:** A's opponents were caught stealing 46 times, which was the most in the majors...however, they stole 98 bases, which was third most in the American League...had a stolen base percentage of 68.1, which was fourth lowest in the AL...A's pitchers had six pickoffs, which tied for second fewest in the majors (PIT, 3) and was the fewest by an A's team since 1993 when they also

had six...the offense had the fewest stolen bases (35) and stolen base attempts (56) in the majors and tied for the fewest caught stealing (21)...had the second lowest stolen base percentage in the AL (62.5%)...the 35 stolen bases were second fewest in Oakland history (31 in 2005) and the 56 attempts were third fewest.

**LEADING LATE AND TRAILING LATE:** The A's were 70-2 when leading after seven innings and 79-2 when leading after eight...the losses when leading after seven innings were the fewest in the majors and the losses when leading after eight tied for fourth fewest...the two losses when leading after seven and eight innings came over the final five games of the season...the loss to Seattle on Sept. 25 was the A's first when leading after seven innings since Sept. 2, 2017 at Texas, snapping an Athletics record 83-game winning streak in those games...it was their first when leading after eight innings since July 27, 2017 at Toronto, snapping a 104-game winning streak when leading after eight...had an 11-55 record when trailing after seven innings...the 11 wins tied Seattle and Toronto for the most in the majors and third most in Oakland history (13 in 2014, 12 in 1969)...were 16-8 when the score was tied after seven innings, giving the A's a 27-63 (.300) record when they entered the eighth inning without a lead...had a 5-58 record when trailing after eight innings and the five wins tied for second most in the majors to Colorado (6)...were 13-5 when tied after eight innings.

**THE LATE INNINGS:** The A's scored 118 runs in the eighth inning, which was second most in the majors to Houston (120) and the most by an A's team since the 1933 Philadelphia A's had 128...led the majors with 30 home runs in the eighth inning, which fell one short of the Oakland record (31 in 2000)...hit .281 in the eighth inning, which ranked third in the American League and set an Oakland record...tied with the Yankees for the Major League lead with an Oakland record 84 home runs in the seventh inning or later...ranked second in the majors with 280 runs scored in the seventh inning or later, which were the most in Oakland history and the most by an A's team since the 1933 Philadelphia A's had 295...led the majors and tied an Athletics record with eight extra inning home runs (2012)...ranked third in the majors in runs in extra innings (20)...the pitching staff ranked fourth in the majors with a 3.30 ERA in the seventh inning or later...had a 4.07 ERA in innings one through six...ranked third in the majors with a 2.88 ERA in the ninth inning.

**ONE-RUN GAMES AND OTHER CLOSE CALLS:**

The A's were 31-14 (.689) in one-run games, which was the best record in the majors, second best in Oakland history (.696 in 2002) and third best in Athletics history (.698 in 1928)...the 31 wins were third most in the majors and sixth most in Athletics history...the 14 losses tied for second fewest in the majors and tied for second fewest in Athletics history in a non-strike season (13 in 1928)...went 13-6 (.684) in extra inning games, which was the second best record in the majors (Seattle 14-1, .933)...the wins ranked second in the

DATE	OPP	RESULT	NOTE
March 29	Los Angeles (AL)	6-5 (11)	Semien single
April 18	Chicago (AL)	12-11 (14)	Olson single
May 5	Baltimore	2-0 (12)	Davis homer
June 17	Los Angeles (AL)	6-5 (11)	Lucroy single
July 21	San Francisco	4-3 (11)	Lucroy single
July 22	San Francisco	6-5 (10)	Champman single/E6, no rbi
Aug. 3	Detroit	1-0 (13)	Laureano single
Aug. 17	Houston	4-3 (10)	Olson home run
Sept. 21	Minnesota	7-6 (10)	Davis home run
Sept. 22	Minnesota	3-2	Piscotty scores on wild pitch

majors and tied for second in Athletics history (14 in 1988)...the 19 games tied with the Cubs for second in the majors (San Francisco, 21) and tied for fifth in Oakland history...led the American League and tied for second in the majors with 10 walk-off wins...the first nine of those came in extra innings...had a 25-11 (.694) record in games decided in the last at bat, which was the second best record in the majors (Seattle 22-9, .710)...the wins were the most in the majors and fell one short of the Oakland record of 26 set in 2004...the losses tied for third fewest in the majors...tied for third in the AL with 42 come from behind wins...overcame a deficit of four or more runs to win eight times (eight runs once, six runs once, five runs twice and four runs four times), which are the most such wins in one season by an A's team since the 1949 Philadelphia A's also had eight...the eight run comeback on July 24 at Texas tied for the second biggest come from behind win in Oakland history...the largest lead surrendered in a loss was six on April 6 at Los Angeles (AL).

**HOME AND AWAY:** The A's went 50-31 (.617) at home compared to 47-34 (.580) on the road...had the fourth best home record in the American League and tied for the third best road record in the majors...had a winning record at home for the second consecutive season but posted a winning

record on the road for the first time since 2013...had the sixth best road record in Oakland history and the best since 2002 (49-32)...batted .241 with 91 home runs and an average of 4.56 runs per game at home compared to .262 with 136 home runs and an average of 5.48 runs per game on the road...led the majors in home runs and runs per game on the road and ranked second in batting...had the second lowest home batting average in the AL (Los Angeles, .237)...tied the AL record for home runs on the road (Baltimore, 1996) and fell two short of San Francisco's Major League record of 138 set in 2001...set an Athletics record for slugging percentage on the road (.464), had the second most extra base hits (296) and the sixth most runs (444)...set an Oakland record for doubles at home (176)...compiled a 3.43 ERA at home compared to 4.22 on the road...had the fourth lowest home ERA in the majors...went 18-19 (.486) over the first 37 home games through June 14...then won 13 series, split two and lost none over the final 15 home series for a 32-12 (.727) record...the home series unbeaten streak of 15 matched the longest in Oakland history (Aug. 1, 2002 to May 11, 2003) and is the A's longest single-season home series unbeaten streak since the 1931 Philadelphia A's went 17-0-2 over their first 19 home series...went 8-12 (.400) over the first 20 road games through May 13...then won 13 series, lost five and split one over the final 19 road series for a 39-22 (.639) record...overall, won 18 home series, lost five and split three and won 14 road series, lost 10 and split two.

**ROSTER NOTES:** The A's employed 53 players, which fell one short of the Oakland record of 54 set in 2007 and matched in 2017...set an Athletics franchise record by using 34 pitchers, topping the previous mark of 30 set in 2015...tied for fifth in the majors in most pitchers and tied for eighth in most players...used 27 relievers, which tied for fifth in the majors and broke the Athletics record of 26 set in 1955...started 15 different pitchers, which tied for fourth in the majors and fell one short of the Oakland record of 16 set in 1983...had 11 different pitchers make at least seven starts, which tied for the most in Major League history...employed just 20 position players, which was one more than the Oakland record for fewest in a season (19, six times, last in 2006)...used just seven different infielders (Olson, Lowrie, Semien, Chapman, Barreto, Pinder, Canha)...tied Oakland records for fewest first baseman (3 in 1968) and fewest second baseman (3 in 1982, 1995, 2003)...had one player make at least 133 starts at each of the four infield positions for the first time since the 1948 Philadelphia A's had one with at least 135 starts...had one player with at least 119 starts at seven different positions for the first time since the 1973 club had one with at least 122 starts...used 121 different lineups, which were the A's fewest in a season since 2006 when they also had 121.

**TEAMMATES:** The A's became the fifth team in American League history to have five players with 60 or more extra base hits (Davis, Chapman, Piscotty, Olson, Lowrie)...it is the first time the A's have done it and the last teams to do it were the Angels and Blue Jays in 2000...had five players with 20 or more home runs (Davis, Olson, Piscotty, Chapman, Lowrie), which ties the Athletics record (1996, 1999, 2000, 2004, 2017)...Davis (48) and Olson (29) combined for 77 home runs, which were the most by two Oakland teammates since Mark McGwire and Geronimo Berroa had 88 in 1996...had two players with 40 or more doubles (Chapman, Piscotty) for the fourth time in Athletics history (1929, 1930, 2001)...had five players with 150 or more games (Olson, Semien, Lowrie, Davis, Piscotty) for the third time in Athletics history (1975, 2001)...Khris Davis (123) and Jed Lowrie (99) combined for 222 RBI, which are the most by two Oakland teammates since Miguel Tejada and Eric Chavez had 240 in 2002...had 21 different pitchers with a win, which tied for the most in Athletics history (2017)...had 15 pitchers with three or more wins, tying the 2018 Blue Jays and 2018 Brewers for the most in Major League history.

**THE DISABLED LIST:** The A's used the disabled list 26 times, which is second most in Oakland history to the record of 27 set in 2016...it is the fourth consecutive season and eighth time in the last 12 years the A's used the DL at least 20 times...starting pitchers combined for 12 of the 26 placements, which included every member of the season-opening starting rotation (Graveman, Manaea, Mengden, Gossett, Triggs) plus two stints by Anderson, Blackburn and Cahill and one by Cotton...Cotton, Gossett, Graveman and top minor league prospect A.J. Puk had "Tommy John" surgery, Manaea had shoulder surgery and Triggs had thoracic outlet surgery...among position players, Joyce and Pinder also had two stints on the DL...Cotton was the only player to miss all 162 games but Blackburn (136), Triggs (118), Gossett (102) and Powell (100) also missed at least 100 games...players combined to miss 1103 games for an average of 42.4 games per stint, which was

the lowest average since 2008 (35.1)...had at least six players on the DL from May 18 through the end of the season, including a season high 10 on June 4...have had at least four players on the DL every day since Aug. 24, 2015, at least three every day since July 30, 2011 and have not had fewer than two players on DL since end of 2006 season (1).

### A'S DISABLED LIST, 2018

PLAYER	INJURY	DATES	GAMES MISSED	A's RECORD
Anderson	Strained left shoulder	May 19-July 7	44	26-18
Anderson	Strained left forearm	August 28-Sept. 12	14	10-4
Blackburn	Strained right forearm	March 26-June 6	62	31-31
Blackburn	Right elbow lateral epicondylitis	July 7-October 28	74	49-25
Buchter	Strained left shoulder	April 26-June 24	53	27-26
Cahill	Right elbow impingement	May 6-15	9	4-5
Cahill	Strained right achilles	June 11-July 11	27	18-9
Casilla	Strained right shoulder	May 26-June 7	12	6-6
Chapman	Right thumb contusion	June 15-July 2	16	12-4
Cotton	Right UCL surgery	March 19-October 28	162	97-65
Davis	Strained right groin	May 21-30	9	3-6
Dull	Strained right shoulder	March 26-April 13	14	5-9
Gossett	Strained right elbow	June 4-October 28	102	66-36
Graveman	Right UCL surgery	September 1-October 30	26	16-10
Hendriks	Strained right groin	April 14-June 4	46	26-20
Joyce	Lumbar strain	June 3-June 21	15	8-7
Joyce	Lumbar strain	July 5-August 31	49	33-16
Manaea	Left shoulder impingement	August 26-October 1	32	19-13
Mengden	Sprained right foot	June 24-July 13	18	13-5
Núñez	Strained left hamstring	March 26-April 14	15	5-10
Phegley	Fractured right fingers	March 26-April 20	20	9-11
Pinder	Hyperextended left knee	April 6-15	8	3-5
Pinder	Left elbow laceration	July 28-August 6	8	6-2
Powell	Sprained right knee	April 7-July 31	100	60-40
Smolinski	Blood clot, left calf	August 5-October 14	50	31-19
Triggs	Right arm nerve irritation	May 18-October 28	118	75-43

**BEFORE AND AFTER THE BREAK:** The A's had a 55-42 (.567) record at the All-Star Break, which was the third best record in the American League West, the fifth best record in the AL and the sixth best record in the majors...had a winning record at the break for just the third time in the last 10 years...then went 42-23 (.646) after the break, which was the best record in the majors and the seventh best post-break record in Athletics history...were hitting .246 and averaging 4.63 runs per game before the All-Star Break...then batted .261 and averaged 5.60 runs per game after the break...led the majors in runs per game, slugging percentage (.465), OPS (.804) and extra base hits (248) after the break and tied for the lead in doubles (140)...had the third best post-break slugging percentage in Athletics history and ranked fourth in runs per game and OPS...set an Athletics record for extra base hits before the break (321) and had the third most home runs (127)...ranked seventh in the AL with a 4.01 ERA at the All-Star Break...then had a 3.52 ERA after the break, which was third lowest...went 14-for-19 (73.7%) in stolen base attempts after the break after going 21-for-37 (56.8%) before the break.

**MONTH-BY-MONTH:** The A's finished April with a 13-12 record for the second time in the last three years (also 2016)...set a franchise record for strikeouts in the month of April with 224...were hit by a pitch 15 times, which is the most by an A's team in April since at least 1908...the pitching staff had 17 wild pitches, which was the most by an A's team since at least 1908...went 15-14 in May for their first winning record in May since 2014 (16-12)...ranked last in the American League in batting (.211), on-base percentage (.277), slugging percentage (.370) and runs scored (104)...the batting average was third lowest for any month in Oakland history in a month with three or more games and the on-base percentage was fourth lowest...went 5-for-15 (33.3%) in stolen base attempts...the stolen bases were the fewest in May in Oakland history...the percentage was the lowest by an A's team in a month with seven or more attempts since May of 1959 (3-for-9, 33.3%)...went 17-10 (.630) in June...had 11 saves, which tied for second in the AL and matched

## Season in Review, continued

the Oakland record for saves in June (1991 and 2006)...the offense scored 144 runs, which tied Houston for the most in the AL...also ranked second in home runs (43), extra base hits (94) and slugging (.456)...the home runs were second most in Oakland history in June (55 in 1996)...went 17-8 (.680) in July, which was the second best record in the AL and third best in the majors...it was the fifth best July in Oakland history...allowed the fewest home runs in the AL in July (23), had the second lowest ERA (3.88) and ranked third in opponents batting (.242), slugging (.391) and OPS (.699)...the offense led the AL in walks (101), tied for the lead in extra base hits (97) and ranked second in doubles (56)...went 18-9 (.667) in August, which tied for the second best record in the AL...it was their best record in August since 2006 (21-6)...tied for the AL lead with five shutouts in August and ranked second in ERA (3.02), opponents batting (.225), slugging (.363) and OPS (.652)...the offense ranked second in extra base hits (104), doubles (63) and slugging (.456)...the doubles fell one short of the Oakland record for August (64 in 2015)...went 16-10 (.615) in September, which was the third best record in the AL...led the majors with 167 runs scored...averaged 6.42 runs per game which was the fifth highest average for any month in Oakland history...it was the best since averaging 6.48 runs per game in August of 2001...ranked second in the AL in home runs (41), on-base percentage (.344), slugging percentage (.456) and OPS (.800).

**IN THE PINCH:** A's pinch hitters batted .256 (30-for-117) with eight doubles, three home runs, 16 RBI and 16 walks (.348 on-base percentage)...led the American League in doubles, extra base hits (11), walks, on-base percentage and plate appearances (135), tied for the lead in hits, ranked second in slugging (.402) and OPS (.750), tied for second in batting and tied for third in home runs and RBI...the doubles tied for second most in Oakland history and fell one short of the record of nine set in 1972...the extra base hits tied for fourth.

**DESIGNATED HITTERS:** A's designated hitters batted .245 with 46 home runs and 120 RBI...the home runs were second most in Major League history to the record of 50 set by Boston in 2006...set an Oakland record with 75 extra base hits and had the second highest slugging percentage (.527)...led the league in home runs, RBI, extra base hits and slugging...also ranked third in runs (97), OPS (.851) and strikeouts (175) and tied for third in hit by pitches (12), intentional walks (5) and grounded into double plays (17)...were 10th in batting...were one of two AL teams without a stolen base (Minnesota)...it was the fifth time in Oakland history the DH did not steal a base...Khris Davis started 139 of the A's 152 games at DH.

**INTERLEAGUE PLAY:** The A's went 12-8 (.600) in interleague play, which tied for the eighth best record in the majors...finished with a winning record against the National League for the first time since 2015 (11-9) and the 13th time in 22 seasons of interleague play...had the sixth lowest ERA (3.37), the seventh lowest opponents on-base percentage (.302) and the eighth lowest slugging percentage (.389) and OPS (.691)...batted .230, which was third lowest in Oakland history and fifth lowest in the majors in 2018...hit 27 home runs, which tied for the fifth in the majors...are 217-187 (.537) all-time in interleague play, which is fourth best in Major League history.

**DIVISIONAL PLAY:** The A's went 38-38 (.500) against American League West competition compared to 59-27 (.686) against all other teams...the record against the West matched the A's lowest in a playoff season (38-38 in 2014)...started the year 10-25 (.286) against AL West teams but then went 28-13 (.683) over the final 41 games...posted a 4.49 ERA against the West, 3.22 against all other teams...compiled a 26-8 (.765) record against AL Central teams, which was the second best record by any team against the Central (Houston 25-7, .781)...it was second best in Oakland history to a mark of 32-9 (.780) in 2002...went 21-11 (.656) against the AL East, which was the second best record by any team against the East (Boston 52-24, .684)...it was the A's best record against the East since 2006 (29-15, .659)...had losing records against four AL teams (Houston, Los Angeles, Seattle, Tampa Bay), three of which were AL West teams...went 7-0 against both Detroit and Toronto.

**ATTENDANCE:** The A's drew 1,527,588 fans, which was second fewest in the American League (Tampa Bay) and fourth fewest in the majors (Miami and Pittsburgh)...however, it was an increase of 51,867 over 2017 and the best mark by an A's team since 2015 (1,768,175)...had three sellouts, all in a three-game series against San Francisco in July, including July 21 when they set a Coliseum attendance record for a baseball game with 56,310...drew 2,299,865 on the road, which was the fourth best total in the AL.



# BATTING AND PITCHING STATISTICS

+ = ROOKIE

PLAYER	AVG	G	AB	R	H	TB	2B	3B	HR	RBI	SH	SF	HP	BB	IBB	SO	SB	CS	GI				
																			DP	E	SLG	OBP	
Anderson,B	.250	17	4	0	1	1	0	0	0	0	0	0	0	0	0	0	0	0	0	1	0	.250	.250
+Barreto,F	.233	32	73	10	17	36	4	0	5	16	0	0	1	1	0	29	0	0	3	2	.493	.253	
Blackburn,P	.000	6	2	0	0	0	0	0	0	0	0	0	0	0	0	0	0	0	1	0	.000	.000	
Canha,M	.249	122	365	60	91	164	22	0	17	52	0	2	10	34	3	88	1	2	11	0	.449	.328	
Chapman,M	.278	145	547	100	152	278	42	6	24	68	0	2	9	58	0	146	1	2	18	20	.508	.356	
Davis,K	.247	151	576	98	142	316	28	1	48	123	0	7	12	59	5	175	0	0	16	0	.549	.326	
+Fowler,D	.224	69	192	19	43	68	3	2	6	23	0	2	1	8	0	47	6	4	2	1	.354	.256	
Jackson,J,E	.000	17	2	0	0	0	0	0	0	0	0	0	0	0	0	0	0	0	0	0	.000	.000	
Joyce,M	.208	83	207	34	43	73	9	0	7	15	1	2	1	35	2	53	0	2	3	1	.353	.322	
+Laureano,R	.288	48	156	27	45	74	12	1	5	19	0	2	2	16	0	50	7	1	0	1	.474	.358	
Lowrie,J	.267	157	596	78	159	267	37	1	23	99	0	3	3	78	1	128	0	0	8	4	.448	.353	
Lucroy,J	.241	126	415	41	100	135	21	1	4	51	1	6	3	29	1	65	0	0	12	10	.325	.291	
Manaea,S	.200	27	5	0	1	1	0	0	0	0	0	0	0	0	0	0	0	0	0	0	.200	.200	
+Martini,N	.296	55	152	26	45	63	9	3	1	19	0	1	5	21	1	36	0	0	0	0	1	.414	.397
Maxwell II,B	.182	18	55	5	10	17	4	0	1	6	0	1	0	2	0	13	0	0	3	0	.309	.207	
Mengden,D	.333	22	3	1	1	1	0	0	0	1	0	0	0	0	0	1	0	0	0	1	.333	.333	
Montas,F	.000	13	5	0	0	0	0	0	0	0	0	0	0	0	0	5	0	0	0	0	.000	.000	
Olson,M	.247	162	580	85	143	263	33	0	29	84	0	2	8	70	3	163	2	1	13	7	.453	.335	
Phegley,J	.204	39	93	13	19	32	7	0	2	15	0	2	1	6	0	27	0	0	3	1	.344	.255	
Pinder,C	.258	110	298	43	77	130	12	1	13	27	2	0	6	27	1	88	0	2	4	6	.436	.332	
Piscotty,S	.267	151	546	78	146	268	41	0	27	88	0	5	12	42	0	114	2	0	21	3	.491	.331	
Powell,B	.167	7	24	3	4	7	1	1	0	0	0	0	0	1	0	6	1	1	1	1	.292	.200	
Semien,K	.255	159	632	89	161	245	35	2	15	70	2	7	1	61	1	131	14	6	12	20	.388	.318	
Smolinski,J	.128	20	39	2	5	8	1	1	0	2	0	0	1	1	0	10	1	0	4	0	.205	.171	
+Taylor,B	.200	7	5	0	1	2	1	0	0	0	0	0	0	1	0	2	0	0	0	0	.400	.333	
Thompson,T	.143	3	7	1	1	1	0	0	0	0	0	0	0	0	0	4	0	0	0	0	.143	.143	
PITCHERS	.143	162	21	1	3	3	0	0	0	1	0	0	0	0	0	6	0	0	2	10	.143	.143	
OAKLAND	.252	162	5579	813	1407	2450	322	20	227	778	6	44	76	550	18	1381	35	21	136	89	.439	.325	
OPPONENTS	.236	162	5517	674	1303	2161	268	19	184	643	23	30	53	474	19	1237	98	46	110	89	.392	.301	

PITCHER	W	L	ERA	G	GS	CG	GF	SHO	SV	IP	H	R	ER	HR	HB	BB	IBB	SO	WP	BK	AVG
Bassitt,C	2	3	3.02	11	7	0	0	0	0	47.2	40	21	16	4	4	19	0	41	2	0	.221
Blackburn,P	2	3	7.16	6	6	0	0	0	0	27.2	33	23	22	2	2	6	0	19	1	0	.303
+Bleich,J	0	0	54.00	2	0	0	0	0	0	0.1	2	2	2	0	1	0	0	1	0	0	.667
Brooks,A	0	0	0.00	3	0	0	2	0	0	2.2	1	0	0	0	0	2	0	1	0	0	.125
Buchter,R	6	0	2.75	54	0	0	4	0	0	39.1	32	17	12	4	0	15	1	41	1	0	.219
Cahill,T	7	4	3.76	21	20	0	0	0	0	110.0	90	52	46	8	5	41	0	100	8	0	.227
Casilla,S	0	0	3.16	26	0	0	12	0	1	31.1	18	11	11	0	4	20	0	26	4	0	.170
Coulombe,D	1	1	4.56	27	0	0	3	0	0	23.2	24	13	12	5	0	11	0	22	2	0	.279
Dull,R	0	0	4.26	28	0	0	3	0	0	25.1	22	12	12	3	0	7	0	21	3	0	.242
Familia,J	4	2	3.45	30	0	0	7	0	1	31.1	24	13	12	2	0	14	0	40	1	0	.205
Fiers,M	12	8	3.56	31	30	0	0	0	0	172.0	166	71	68	32	8	37	1	139	4	0	.249
(Oakland)	5	2	3.74	10	9	0	0	0	0	53.0	45	22	22	12	3	11	0	52	2	0	.228
+Font,W	0	0	14.85	4	0	0	2	0	0	6.2	13	11	11	5	0	4	0	9	1	0	.394
Gearrin,C	1	0	3.29	27	0	0	4	0	0	27.1	23	10	10	2	3	8	0	22	4	0	.230
(Oakland)	0	0	6.00	6	0	0	1	0	0	6.0	10	4	4	0	1	2	0	2	3	0	.385
Gossett,D	0	3	5.18	5	5	0	0	0	0	24.1	25	14	14	5	1	8	0	12	1	0	.269
Graveman,K	1	5	7.60	7	7	0	0	0	0	34.1	44	32	29	9	1	13	0	27	2	0	.306
Hatcher,C	3	3	4.95	34	0	0	14	0	0	36.1	43	23	20	7	1	17	1	30	0	0	.289
Hendriks,L	0	1	4.13	25	8	0	1	0	0	24.0	25	11	11	3	1	10	0	22	1	0	.272
Jackson,J,E	6	3	3.33	17	17	0	0	0	0	92.0	75	37	34	12	2	37	1	68	5	1	.221
Kelley,S	1	0	2.16	19	0	0	3	0	0	16.2	7	4	4	0	0	6	2	18	2	0	.127
Kiehfhefer,D	0	0	18.00	4	0	0	0	0	0	2.0	7	4	4	1	0	1	1	1	1	0	.583
+Lucas,J	0	0	6.28	8	1	0	4	0	0	14.1	16	11	10	1	1	9	0	14	0	0	.286
Manaea,S	12	9	3.59	27	27	1	0	1	0	160.2	141	67	64	21	8	32	1	108	9	0	.232
Mengden,D	7	6	4.05	22	17	1	0	1	0	115.2	103	58	52	18	3	26	0	72	6	0	.234
Montas,F	5	4	3.88	13	11	0	1	0	0	65.0	74	34	28	5	2	21	0	43	5	0	.290
Pagan,E	3	1	4.35	55	0	0	17	0	0	62.0	55	30	30	13	3	19	1	63	3	0	.230
Petit,Y	7	3	3.00	74	0	0	12	0	0	93.0	76	32	31	13	0	18	4	76	1	0	.221
+Ramirez,C	0	0	3.00	3	0	0	1	0	0	6.0	2	2	2	0	1	4	0	2	1	0	.111
Rodney,F	4	3	3.36	68	0	0	40	0	25	64.1	62	27	24	7	3	32	1	70	6	0	.250
(Oakland)	1	1	3.92	22	0	0	1	0	0	20.2	20	9	9	2	1	13	0	20	4	0	.253
Smolinski,J	0	0	18.00	1	0	0	1	0	0	1.0	2	2	2	1	0	0	0	0	0	0	.400
Treinen,B	9	2	0.78	68	0	0	58	0	38	80.1	46	12	7	2	1	21	3	100	6	0	.158
Triggs,A	3	1	5.23	9	9	0	0	0	0	41.1	37	24	24	7	3	18	0	43	3	0	.231
+Trivino,L	8	3	2.92	69	1	0	10	0	4	74.0	53	24	24	8	2	31	4	82	4	1	.201
+Wendelken,J	0	0	0.54	13	0	0	3	0	0	16.2	8	1	1	1	0	5	0	14	1	0	.140
OAKLAND	97	65	3.81	162	162	2	160	14	44	1465.2	1303	674	621	184	53	474	19	1237	86	2	.236
OPPONENTS	65	97	4.69	162	162	0	162	7	37	1452.1	1407	813	757	227	76	550	18	1381	65	1	.252

REVIEW

# FIELDING STATISTICS

PITCHER	PCT	G	GS	PO	A	E	TC	DP	TP
Anderson,B	1.000	17	17	1	7	0	8	1	0
Bassitt,C	.875	11	7	4	3	1	8	0	0
Blackburn,P	.000	6	6	0	0	0	0	0	0
+Bleich,J	.000	2	0	0	0	0	0	0	0
Brooks,A	1.000	3	0	0	2	0	2	1	0
Buchter,R	1.000	54	0	1	6	0	7	0	0
Cahill,T	.955	21	20	5	16	1	22	1	0
Casilla,S	1.000	26	0	3	4	0	7	2	0
Coulombe,D	1.000	27	0	1	3	0	4	0	0
Dull,R	.750	28	0	1	2	1	4	0	0
Familia,J	1.000	30	0	1	2	0	3	0	0
Fiers,M	1.000	10	9	7	4	0	11	1	0
Font,W	.000	4	0	0	0	0	0	0	0
Gearrin,C	1.000	6	0	1	2	0	3	1	0
Gossett,D	1.000	5	5	1	3	0	4	1	0
Graveman,K	.667	7	7	0	4	2	6	1	0
Hatcher,C	1.000	34	0	1	6	0	7	0	0
Hendriks,L	1.000	25	8	3	1	0	4	0	0
Jackson J,E	.889	17	17	6	10	2	18	2	0
Kelley,S	1.000	19	0	1	1	0	2	0	0
Kiekhefer,D	1.000	4	0	1	0	0	1	0	0
+Lucas,J	1.000	8	1	1	2	0	3	0	0
Manaea,S	.944	27	27	7	10	1	18	0	0
Mengden,D	.941	22	17	8	8	1	17	0	0
Montas,F	1.000	13	11	0	5	0	5	0	0
Pagan,E	1.000	55	0	4	4	0	8	0	0
Petit,Y	1.000	74	0	5	11	0	16	1	0
Ramirez,C	1.000	3	0	2	0	0	2	0	0
Rodney,F	1.000	22	0	1	1	0	2	0	0
Smolinski,J	.000	1	0	0	0	0	0	0	0
Treinen,B	.938	68	0	4	11	1	16	0	0
Triggs,A	1.000	9	9	1	2	0	3	0	0
+Trivino,L	1.000	69	1	4	2	0	6	1	0
+Wendelken,J	1.000	13	0	0	1	0	1	0	0

CATCHER	PCT	G	GS	PO	A	E	TC	DP	TP	PB
Lucroy,J	.989	125	119	857	83	10	950	3	0	10
Maxwell II,B	1.000	16	16	126	12	0	138	0	0	1
Phegley,J	.996	39	27	210	18	1	229	2	0	6
+Taylor,B	1.000	6	0	10	1	0	11	0	0	0

FIRST BASE	PCT	G	GS	PO	A	E	TC	DP	TP
Canha,M	1.000	15	9	59	2	0	61	2	0
Olson,M	.995	162	152	1403	84	7	1494	115	0
Pinder,C	1.000	1	1	3	0	0	3	0	0

SECOND BASE	PCT	G	GS	PO	A	E	TC	DP	TP
+Barreto,F	.973	26	16	35	36	2	73	6	0
Lowrie,J	.993	136	133	194	336	4	534	73	0
Pinder,C	1.000	21	13	21	26	0	47	2	0

THIRD BASE	PCT	G	GS	PO	A	E	TC	DP	TP
Chapman,M	.959	145	144	133	331	20	484	37	0
Lowrie,J	1.000	14	14	10	22	0	32	1	0
Pinder,C	.935	16	4	11	18	2	31	2	0

SHORTSTOP	PCT	G	GS	PO	A	E	TC	DP	TP
+Barreto,F	1.000	2	1	3	3	0	6	0	0
Pinder,C	.857	3	3	3	9	2	14	1	0
Semien,M	.970	159	158	198	458	20	676	79	0

OUTFIELD	PCT	G	GS	PO	A	E	TC	DP	TP
Canha,M	1.000	108	89	201	1	0	202	0	0
Davis,K	1.000	11	10	17	0	0	17	0	0
+Fowler,D	.991	62	45	110	1	1	112	0	0
Joyce,M	.989	57	40	86	1	1	88	0	0
+Laureano,R	.991	47	42	103	9	1	113	1	0
+Martini,N	.977	50	37	83	1	2	86	0	0
Pinder,C	.984	73	56	123	4	2	129	0	0
Piscotty,S	.989	151	148	273	5	3	281	1	0
Powell,B	.941	7	6	16	0	1	17	0	0
Smolinski,J	1.000	16	11	30	0	0	30	0	0
Thompson,T	1.000	2	2	4	0	0	4	0	0

## DAY-BY-DAY RESULTS

DATE	G	OPP	W-L	SCORE	REC	POS	GA/GB	LEADER AND LEAD	WINNER	LOSER	SAVE	ATT.	CUM. ATT.
3/29	1	LAA	W	6-5 (11)	1-0	t1	-	HOU/OAK/SEA	- Hatcher	Ramirez		27,764	27,764
3/30	2	LAA	L	1-2	1-1	t2	-½	SEA	½ Skaggs	Manaea	Parker	27,665	55,429
3/31	3	LAA	L	3-8	1-2	t4	-1	HOU/LAA	- Shoemaker	Mengden		17,012	72,441
4/1	4	LAA	L	4-7	1-3	t4	-2	HOU/LAA	- Ohtani	Gossett	Middleton	14,644	87,085
4/2	5	TEX	W	3-1	2-3	4	-2	HOU	1 Hatcher	Jepsen	Treinen	7,416	94,501
4/3	6	TEX	L	1-4	2-4	t4	-3	HOU	1 Hamels	Graveman	Kela	9,157	103,658
4/4	7	TEX	W	6-2	3-4	4	-3	HOU	1 Manaea	Fister		7,908	111,566
4/5	8	TEX	L	3-6	3-5	t4	-3½	HOU	1 Perez	Mengden	Kela	10,132	121,698
													(8 dates)
4/6	9	at LAA	L	9-13	3-6	t4	-3½	HOU/LAA	- Johnson	Treinen		36,023	36,023
4/7	10	at LAA	W	7-3	4-6	t4	-3½	HOU	1 Triggs	Ramirez	Treinen	40,129	76,152
4/8	11	at LAA	L	1-6	4-7	t4	-4½	HOU	1 Ohtani	Graveman		44,742	120,894
4/9		OFF DAY					4	-5	HOU	1			
4/10	12	at LAD	L	0-4	4-8	4	-5	HOU/LAA	- Ryu	Manaea	Jansen	41,243	162,137
4/11	13	at LAD	W	16-6	5-8	4	-5	LAA	1 Mengden	Wood		49,394	211,531
4/12		OFF DAY					4	-5½	LAA	1½			
4/13	14	at SEA	L	4-7	5-9	4	-6½	LAA	1½ Altavilla	Coulombe	Diaz	25,352	236,883
4/14	15	at SEA	L	8-10	5-10	4	-7½	LAA	2½ Bradford	Graveman	Diaz	29,013	265,896
4/15	16	at SEA	W	2-1	6-10	4	-7	LAA	3 Manaea	Hernandez	Treinen	25,882	291,778
													(8 dates)
4/16	17	CWS	W	8-1	7-10	4	-6½	LAA	3 Mengden	Lopez		7,479	129,177
4/17	18	CWS	W	10-2	8-10	4	-5½	LAA	2½ Cahill	Gonzalez		46,028^	129,177
4/18	19	CWS	W	12-11 (14)	9-10	4	-4½	LAA	1½ Trivino	Shields		13,321	142,498
4/19		OFF DAY					4	-4	LAA	½			
4/20	20	BOS	L	3-7	9-11	4	-4½	HOU	½ Velazquez	Graveman		23,473	165,971
4/21	21	BOS	W	3-0	10-11	4	-4½	HOU	½ MANAEA	Sale		25,746	191,717
4/22	22	BOS	W	4-1	11-11	4	-4½	HOU	1½ Treinen	Price		29,804	221,521
													(13 dates)
4/23	23	at TEX	W	9-4	12-11	t3	-3½	HOU	½ Buchter	Jepsen		17,060	308,838
4/24	24	at TEX	W	3-2	13-11	t3	-3	LAA	½ Triggs	Hamels	Casilla	19,391	328,229
4/25	25	at TEX	L	2-4	13-12	4	-3½	HOU	½ Chávez	Graveman	Kela	19,121	347,350
4/26		OFF DAY					4	-3½	HOU	½			
4/27	26	at HOU	W	8-1	14-12	4	-2½	HOU	½ Manaea	Keuchel		32,636	379,986
4/28	27	at HOU	L	0-11	14-13	4	-3½	HOU	1½ McCullers	Mengden		41,493*	421,479
4/29	28	at HOU	L	4-8	14-14	4	-4½	HOU	2 Harris	Cahill		39,131	460,610
4/30		OFF DAY					4	-5	HOU	2½			
5/1	29	at SEA	L	3-6	14-15	4	-5	HOU	1½ Hernández	Triggs	Díaz	12,468	473,078
5/2	30	at SEA	W	3-2	15-15	4	-4	HOU	1 Treinen	Diaz		11,603	484,681
5/3	31	at SEA	L	1-4	15-16	4	-4	HOU/LAA	- Bradford	Manaea	Diaz	12,888	497,569
													(17 dates)
5/4	32	BAL	W	6-4	16-16	4	-4	HOU/LAA	- Trivino	Brach	Treinen	12,723	234,244
5/5	33	BAL	W	2-0 (12)	17-16	4	-3	HOU/LAA	- Hatcher	Araujo		24,612	258,856
5/6	34	BAL	W	2-1	18-16	4	-3	LAA	1 Triggs	Cobb	Treinen	17,112	275,968
5/7	35	HOU	L	2-16	18-17	4	-3½	LAA	½ Keuchel	Anderson		7,360	283,328
5/8	36	HOU	L	2-4	18-18	4	-4	HOU	½ McCullers	Manaea	Giles	9,675	293,003
5/9	37	HOU	L	1-4	18-19	4	-5	HOU	½ Cole	Mengden	Giles	18,044	311,047
													(19 dates)

REVIEW

Day-By-Day Results, continued

DATE	G	OPP	W-L	SCORE	REC	POS	GA/ GB	LEADER AND LEAD	WINNER	LOSER	SAVE	ATT.	CUM. ATT.
5/10		OFF DAY				4	-5	HOU/LAA	--				
5/11	38	at NYY	W	10-5	19-19	4	-4	HOU/LAA	--	Graveman	Gray	43,093	540,662
5/12	39	at NYY	L	6-7 (11)	19-20	4	-5	HOU	1	Cole	Hatcher	41,859	582,521
5/13	40	at NYY	L	2-6	19-21	4	-6	HOU	1	Severino	Anderson	40,538	623,059
5/14	41	at BOS	W	6-5	20-21	4	-5	HOU/LAA	--	Manaea	Porcello	35,249	658,308
5/15	42	at BOS	W	5-3	21-21	4	-5	HOU	1	Mengden	Rodriguez	34,906	693,214
5/16	43	at BOS	L	4-6	21-22	4	-6	HOU	2	Sale	Cahill	34,947	728,161
5/17	44	at TOR	W	10-5	22-22	4	-5½	HOU	2½	Petit	Sanchez	22,893	751,054
5/18	45	at TOR	W	3-1	23-22	4	-5½	HOU	3	Coulombe	Estrada	21,703	772,757
5/19	46	at TOR	W	5-4	24-22	4	-4½	HOU	2	Pagán	Clippard	35,786	808,543
5/20	47	at TOR	W	9-2	25-22	4	-4½	HOU	2	Mengden	Biagini	30,676	839,219
													(27 dates)
5/21		OFF DAY				4	-4½	HOU	2				
5/22	48	SEA	L	2-3 (10)	25-23	4	-5½	HOU	2	Vincent	Petit	9,408	320,455
5/23	49	SEA	L	0-1	25-24	4	-6½	HOU	2	Gonzales	Gossett	6,991	327,446
5/24	50	SEA	W	4-3	26-24	4	-6½	HOU	3	Petit	Hernandez	12,633	340,079
5/25	51	ARI	L	1-7	26-25	4	-7½	HOU	3	Corbin	Manaea	22,691	362,770
5/26	52	ARI	W	3-0	27-25	4	-6½	HOU	2	MENGDEN	Buchholz	17,580	380,350
5/27	53	ARI	W	2-1	28-25	4	-5½	HOU	1	Montas	Greinke	13,947	394,297
5/28	54	TB	L	0-1 (13)	28-26	4	-6½	HOU	1	Stanek	Hatcher	10,881	405,178
5/29	55	TB	L	3-4	28-27	4	-6½	HOU	1	Snell	Gossett	7,521	412,699
5/30	56	TB	L	0-6	28-28	4	-6½	HOU	1	Eovaldi	Manaea	6,705	419,404
5/31	57	TB	W	7-3	29-28	4	-6½	HOU	1	Mengden	Stanek	12,070	431,474
													(29 dates)
6/1	58	at KC	W	16-0	30-28	4	-6½	HOU	1	Montas	Kennedy	23,413	862,632
6/2	59	at KC	L	4-5	30-29	4	-6½	HOU/SEA	--	Hill	Petit	24,553	887,185
6/3	60	at KC	W	5-1	31-29	4	-6½	SEA	1	Trivino	Junis	19,424	906,609
6/4		OFF DAY				4	-6½	SEA	1				
6/5	61	at TEX	L	4-7	31-30	4	-7½	SEA	2	Martin	Trivino	19,470	926,079
6/6	62	at TEX	L	2-8	31-31	4	-7½	SEA	1	Colon	Mengden	22,335	948,414
													(32 dates)
6/7	63	KC	W	4-1	32-31	4	-7½	SEA	1	Blackburn	Hammel	7,963	439,437
6/8	64	KC	W	7-2	33-31	4	-7½	SEA	1	Montas	Junis	10,132	449,569
6/9	65	KC	L	0-2	33-32	4	-7½	SEA/HOU	--	Duffy	Bassitt	16,208	465,777
6/10	66	KC	W	3-2	34-32	4	-7½	SEA/HOU	--	Trainen	Adam	15,548	481,325
6/11		OFF DAY				4	-8	SEA	½				
6/12	67	HOU	L	3-6	34-33	4	-9	SEA	½	McCullers	Mengden	11,742	493,067
6/13	68	HOU	L	5-13	34-34	4	-10	SEA	½	Cole	Blackburn	9,164	502,231
6/14	69	HOU	L	3-7	34-35	4	-10½	HOU	½	Verlander	Montas	13,009	515,240
6/15	70	LAA	L	4-8	34-36	4	-11½	HOU	½	Skaggs	Bassitt	18,356	533,596
6/16	71	LAA	W	6-4	35-36	4	-11½	HOU	½	Manaea	Ramirez	19,185	552,781
6/17	72	LAA	W	6-5 (11)	36-36	4	-11½	HOU	1½	Trainen	Jewell	21,217	573,998
													(39 dates)
6/18		OFF DAY				4	-12	HOU	2				
6/19	73	at SD	W	4-2 (10)	37-36	4	-11	HOU	2	Trivino	Cimber	37,485	985,899
6/20	74	at SD	W	12-4	38-36	4	-11	HOU	3	Montas	Lucchesi	28,225	1,014,124
6/21		at CWS		PPD, RAIN		4	-11	HOU	3½				
6/22	75	at CWS (1)	W	11-2	39-36					Manaea	Shields		
	76	at CWS (2)	L	4-6	39-37	4	-10½	HOU	3½	Giolito	Bassitt	18,321	1,032,447
6/23	77	at CWS	W	7-6	40-37	4	-10½	HOU	3½	Trivino	Minaya	20,457	1,052,904
6/24	78	at CWS	L	3-10	40-38	4	-11½	HOU	4½	Rodon	Blackburn	21,908	1,074,812
6/25	79	at DET	W	5-4	41-38	3	-10½	HOU	3½	Trivino	Greene	19,127	1,093,939
6/26	80	at DET	W	9-7	42-38	3	-10½	HOU	3½	Buchter	Greene	22,809	1,116,748
6/27	81	at DET	W	3-0	43-38	3	-10½	HOU	3½	Bassitt	Fiers	23,961	1,140,709
6/28	82	at DET	W	4-2	44-38	3	-10½	HOU	3½	Manaea	Fulmer	28,866	1,169,575
													(41 dates)
6/29	83	CLE	W	3-1	45-38	3	-9½	HOU	2½	Blackburn	Bauer	14,823	588,821
6/30	84	CLE	W	7-2	46-38	3	-8½	HOU	1½	Jackson	Plutko	17,748	606,569
7/1	85	CLE	L	3-15	46-39	3	-8½	HOU	½	Clevinger	Montas	16,164	622,733
7/2		OFF DAY				3	-8½	HOU	½				
7/3	86	SD	W	6-2	47-39	3	-8½	HOU	½	Pagán	Richard	29,925	652,658
7/4	87	SD	W	4-2	48-39	3	-8½	HOU	1½	Trivino	Castillo	14,408	667,066
													(44 dates)

DATE	G	OPP	W-L	SCORE	REC	POS	GA/ GB	LEADER AND LEAD	WINNER	LOSER	SAVE	ATT.	CUM. ATT.
7/5		OFF DAY				3	-9	HOU	1½				
7/6	88	at CLE	L	4-10	48-40	3	-10	HOU	2½	Carrasco	Blackburn	34,633	1,204,208
7/7	89	at CLE	W	6-3 (11)	49-40	3	-10	HOU	3½	Treinen	Tomlin	33,195	1,237,403
7/8	90	at CLE	W	6-0	50-40	3	-10	HOU	3½	Anderson	Bieber	27,125	1,264,528
7/9	91	at HOU	W	2-0	51-40	3	-9	HOU	3	Montas	Peacock	28,301	1,292,829
7/10	92	at HOU	L	5-6 (11)	51-41	3	-10	HOU	4	McHugh	Treinen	34,585	1,327,414
7/11	93	at HOU	W	8-3	52-41	3	-9	HOU	3	Bassitt	McCullers Jr.	41,119	1,368,533
7/12	94	at HOU	W	6-4	53-41	3	-8	HOU	3	Petit	Devenski	38,900	1,407,433
7/13	95	at SF	L	1-7	53-42	3	-9	HOU	4	Bumgarner	Jackson	41,751	1,449,184
7/14	96	at SF	W	4-3	54-42	3	-9	HOU	5	Petit	Watson	41,970	1,491,154
7/15	97	at SF	W	6-2	55-42	3	-8	HOU	5	Manaea	Suarez	42,098	1,533,252
<b>(51 dates)</b>													
7/16-19	ALL-STAR BREAK					3	-8	HOU	5				
7/20	98	SF	L	1-5	55-43	3	-9	HOU	5	Rodriguez	Jackson	45,606*	712,672
7/21	99	SF	W	4-3 (11)	56-43	3	-9	HOU	6	Petit	Smith	56,310*	768,982
7/22	100	SF	W	6-5 (10)	57-43	3	-8	HOU	5	Familia	Blach	44,374*	813,356
<b>(47 dates)</b>													
7/23	101	at TEX	W	15-3	58-43	3	-7½	HOU	5	Anderson	Hamels	18,744	1,551,996
7/24	102	at TEX	W	13-10 (10)	59-43	3	-7½	HOU	6	Familia	Bibens-Dirkx	18,249	1,570,245
7/25	103	at TEX	W	6-5	60-43	3	-6½	HOU	5	Trivino	Leclerc	20,549	1,590,794
7/26	104	at TEX	W	7-6	61-43	3	-6	HOU	5	Cahill	Colon	20,533	1,611,327
7/27	105	at COL	L	1-3	61-44	3	-6	HOU	5	Freeland	Manaea	40,229	1,651,556
7/28	106	at COL	L	1-4	61-45	3	-6	HOU	5	Senzatela	Anderson	47,809	1,699,365
7/29	107	at COL	L	2-3	61-46	3	-6	HOU	4	Marquez	Montas	41,988	1,741,353
<b>(58 dates)</b>													
7/30	108	TOR	W	10-1	62-46	3	-5	HOU	3	Jackson	Estrada	11,449	824,805
7/31	109	TOR	W	6-2	63-46	3	-5	HOU	4	Cahill	Gaviglio	17,325	842,130
8/1	110	TOR	W	8-3	64-46	t2	-5	HOU	5	Manaea	Stroman	17,058	859,188
8/2		OFF DAY				2	-5	HOU	5				
8/3	111	DET	W	1-0 (13)	65-46	2	-5	HOU	5	Pagán	Farmer	14,766	873,954
8/4	112	DET	W	2-1	66-46	2	-5	HOU	5	Jackson	Zimmerman	33,668	907,622
8/5	113	DET	W	6-0	67-46	2	-4	HOU	4	Cahill	Liriano	19,559	927,181
8/6		OFF DAY				2	-4½	HOU	4½				
8/7	114	LAD	L	2-4	67-47	2	-5½	HOU	5½	Hill	Manaea	33,654	960,835
8/8	115	LAD	W	3-2	68-47	2	-5	HOU	5	Familia	Chargois	32,062	992,897
<b>(55 dates)</b>													
8/9		OFF DAY				2	-4½	HOU	4½				
8/10	116	at LAA	L	3-4	68-48	2	-4½	HOU	4½	Johnson	Trivino	42,722	1,784,075
8/11	117	at LAA	W	7-0	69-48	2	-3½	HOU	3½	Jackson	Skaggs	39,425	1,823,500
8/12	118	at LAA	W	8-7	70-48	2	-2½	HOU	2½	Rodney	Johnson	38,364	1,861,864
<b>(61 dates)</b>													

### A'S STARTS IN THE BATTING ORDER, 2018

PLAYER	1	2	3	4	5	6	7	8	9
Barreto	-	-	-	-	-	-	2	4	12
Canha	-	16	1	3	7	16	34	20	3
Chapman	-	60	2	2	21	41	18	-	-
Davis	-	-	3	146	-	-	-	-	-
Fowler	26	-	-	-	-	-	7	8	4
Joyce	24	16	1	-	2	1	2	-	-
Laureano	10	1	-	-	1	1	12	13	4
Lowrie	-	5	146	-	-	-	-	-	-
Lucroy	-	-	-	-	-	2	16	32	69
Martini	32	-	-	-	-	-	-	2	3
Maxwell	-	-	-	-	-	-	2	1	13
Olson	-	-	4	10	111	26	1	-	-
Phegley	-	-	-	-	-	-	-	4	23
Pinder	1	21	-	-	3	7	15	22	8
Piscotty	-	7	5	1	17	64	26	28	-
Powell	-	-	-	-	-	-	-	1	5
Semien	69	35	-	-	-	4	27	23	-
Smolinski	-	1	-	-	-	-	-	3	7
Thompson	-	-	-	-	-	-	-	1	1

**Day-By-Day Results, continued**

DATE	G	OPP	W-L	SCORE	REC	POS	GA/ GB	LEADER AND LEAD	WINNER	LOSER	SAVE	ATT.	CUM.
8/13	119	SEA	W	7-6	71-48	2	-2	HOU	2	Manaea	Gonzales	Treinen	10,400 1,003,297
8/14	120	SEA	W	3-2	72-48	2	-1	HOU	1	Fiers	Hernandez	Treinen	17,419 1,020,716
8/15	121	SEA	L	0-2 (12)	72-49	2	-2	HOU	2	Pazos	Petit	Diaz	17,078 1,037,794
8/16		OFF DAY				2	-2	HOU	2				
8/17	122	HOU	W	4-3 (10)	73-49	2	-1	HOU	1	Treinen	Sipp		23,535 1,061,329
8/18	123	HOU	W	7-1	74-49	t1	-	OAK/HOU	-	Cahill	Keuchel		32,204 1,093,533
8/19	124	HOU	L	4-9	74-50	2	-1	HOU	1	Verlander	Manaea		29,143 1,122,676
8/20	125	TEX	W	9-0	75-50	t1	-	OAK/HOU	-	Fiers	Colón		9,341 1,132,017
8/21	126	TEX	W	6-0	76-50	t1	-	OAK/HOU	-	Anderson	Jurado		11,579 1,143,596
8/22	127	TEX	L	2-4	76-51	2	-1	HOU	1	Minor	Jackson	Leclerc	13,139 1,156,735
													<b>(64 dates)</b>
8/23	128	at MIN	L	4-6	76-52	2	-1½	HOU	1½	Busenitz	Cahill	Hildenberger	24,171 1,886,035
8/24	129	at MIN	W	7-1	77-52	2	-1½	HOU	1½	Manaea	Odorizzi		22,568 1,908,603
8/25	130	at MIN	W	6-2	78-52	2	-1½	HOU	1½	Fiers	Gonsalves		28,772 1,937,375
8/26	131	at MIN	W	6-2	79-52	2	-1½	HOU	1½	Buchter	Berrios		23,318 1,960,693
8/27	132	at HOU	L	4-11	79-53	2	-2½	HOU	2½	Cole	Anderson		43,171 2,003,864
8/28	133	at HOU	W	4-3	80-53	2	-1½	HOU	1½	Familia	Osuna	Treinen	33,136 2,037,000
8/29	134	at HOU	L	4-5	80-54	2	-2½	HOU	1½	Osuna	Familia		32,926 2,069,926
													<b>(68 dates)</b>
8/30	135	SEA	L	1-7	80-55	2	-2½	HOU	2½	Le Blanc	Montas		10,844 1,167,579
8/31	136	SEA	W	7-5	81-55	2	-1½	HOU	1½	Petit	Leake	Treinen	17,942 1,185,521
9/1	137	SEA	L	7-8	81-56	2	-2½	HOU	2½	Paxton	Hendriks	Diaz	28,760 1,214,281
9/2	138	SEA	W	8-2	82-56	2	-2½	HOU	2½	Jackson	Hernandez	Treinen	21,497 1,235,778
9/3	139	NYW	W	6-3	83-56	2	-2½	HOU	2½	Cahill	Sabathia	Treinen	40,546 1,276,324
9/4	140	NYW	L	1-5	83-57	2	-3½	HOU	3½	Robertson	Rodney		17,536 1,293,860
9/5	141	NYW	W	8-2	84-57	2	-3½	HOU	3½	Fiers	Severino		21,004 1,314,864
9/6		OFF DAY				2	-3½	HOU	3½				
9/7	142	TEX	W	8-4	85-57	2	-3½	HOU	3½	Petit	Gallardo		15,572 1,330,436
9/8	143	TEX	W	8-6	86-57	2	-3½	HOU	3½	Buchter	Martin	Treinen	20,504 1,350,940
9/9	144	TEX	W	7-3	87-57	2	-2½	HOU	2½	Kelley	Jurado		27,932 1,378,872
													<b>(74 dates)</b>
9/10		OFF DAY				2	-3	HOU	3				
9/11	145	at BAL	W	3-2	88-57	2	-3	HOU	3	Fiers	Wright	Familia	9,141 2,079,067
9/12	146	at BAL	W	10-0	89-57	2	-3	HOU	3	Mengden	Cashner		10,480 2,089,547
9/13	147	at BAL	L	3-5	89-58	2	-3½	HOU	3½	Bundy	Anderson	Givens	11,714 2,101,261
9/14	148	at TB	W	2-1 (10)	90-58	2	-2½	HOU	2½	Treinen	Schultz		11,549 2,112,810
9/15	149	at TB	L	5-7	90-59	2	-3½	HOU	3½	Kittredge	Familia	Romo	15,154 2,127,964
9/16	150	at TB	L	4-5	90-60	2	-4½	HOU	4½	Kittredge	Fiers	Romo	13,197 2,141,161
													<b>(74 dates)</b>
9/17		OFF DAY				2	-4	HOU	4				
9/18	151	LAA	L	7-9	90-61	2	-5	HOU	5	Ramirez	Trivino	Buttrey	15,031 1,393,903
9/19	152	LAA	W	10-0	91-61	2	-4	HOU	4	Anderson	Pena		16,425 1,410,328
9/20	153	LAA	W	21-3	92-61	2	-3½	HOU	3½	Jackson	Shoemaker		17,217 1,427,545
9/21	154	MIN	W	7-6 (10)	93-61	2	-3½	HOU	3½	Treinen	Magill		27,558 1,455,103
9/22	155	MIN	W	3-2	94-61	2	-3½	HOU	3½	Treinen	Hildenberger		36,731 1,491,834
9/23	156	MIN	L	1-5	94-62	2	-4½	HOU	4½	Gibson	Cahill	May	35,754 1,527,588
													<b>(80 dates)</b>
9/24	157	at SEA	W	7-3	95-62	2	-4½	HOU	4½	Buchter	Armstrong		16,491 2,157,652
9/25	158	at SEA	L	8-10 (11)	95-63	2	-5½	HOU	5½	Colome	Pagan		12,791 2,170,443
9/26	159	at SEA	W	9-3	96-63	2	-4½	HOU	4½	Buchter	Hernandez		13,727 2,184,170
9/27		OFF DAY				2	-4½	HOU	4½				
9/28	160	at LAA	L	5-8	96-64	2	-5½	HOU	5½	Cole	Fiers	Robles	35,041 2,219,211
9/29	161	at LAA	W	5-2	97-64	2	-6	HOU	6	Cahill	Skaggs	Treinen	43,762 2,262,973
9/30	162	at LAA	L	4-5	97-65	2	-6	HOU	6	Bridwell	Hatcher		36,892 2,299,865
													<b>(80 dates)</b>

\* indicates sellout.

CAPS indicates complete game.

\*indicates free admission game (paid attendance 0...does not count as home date).

# WILD CARD STATISTICS

+ = ROOKIE

PLAYER	AVG	G	AB	R	H	TB	2B	3B	HR	RBI	SH	SF	HP	BB	IBB	SO	SB	CS	GI			E	SLG	OBP
																			DP	DP	DP			
+Barreto,F	.000	0	0	0	0	0	0	0	0	0	0	0	0	0	0	0	0	0	0	0	0	0	.000	.000
Canha,M	.000	1	1	0	0	0	0	0	0	0	0	0	0	0	0	1	0	0	0	0	0	0	.000	.000
Chapman,M	.200	1	5	0	1	1	0	0	0	0	0	0	0	0	0	0	0	0	0	0	0	0	.200	.200
Davis,K	.250	1	4	1	1	4	0	0	1	2	0	0	0	0	0	2	0	0	0	1	1	.250	.000	
Joyce,M	.000	0	0	0	0	0	0	0	0	0	0	0	0	0	0	0	0	0	0	0	0	0	.000	.000
+Laureano,R	.000	1	3	0	0	0	0	0	0	0	0	0	0	1	0	2	0	0	0	0	0	0	.000	.250
Lowrie,J	.000	1	4	1	0	0	0	0	0	0	0	0	0	0	0	1	0	0	0	0	0	0	.000	.000
Lucroy,J	.250	1	4	0	1	1	0	0	0	0	0	0	0	0	0	2	0	0	0	0	0	0	.250	.250
+Martini,N	.250	1	4	0	1	1	0	0	0	0	0	0	0	0	0	2	0	0	0	0	0	0	.250	.250
Olson,M	.000	1	2	0	0	0	0	0	0	0	0	0	0	2	0	0	0	0	0	0	0	0	.000	.500
Phegley,J	.000	0	0	0	0	0	0	0	0	0	0	0	0	0	0	0	0	0	0	0	0	0	.000	.000
Pinder,C	.000	0	0	0	0	0	0	0	0	0	0	0	0	0	0	0	0	0	0	0	0	0	.000	.000
Piscotty,S	.000	1	3	0	0	0	0	0	0	0	0	0	0	1	0	2	0	0	0	0	0	0	.000	.250
Semien,M	.333	1	3	0	1	1	0	0	0	0	0	0	0	1	0	1	0	0	0	0	0	0	.333	.500
<b>OAKLAND</b>	<b>.152</b>	<b>1</b>	<b>33</b>	<b>2</b>	<b>5</b>	<b>8</b>	<b>0</b>	<b>0</b>	<b>1</b>	<b>2</b>	<b>0</b>	<b>0</b>	<b>0</b>	<b>5</b>	<b>0</b>	<b>13</b>	<b>0</b>	<b>0</b>	<b>0</b>	<b>0</b>	<b>0</b>	<b>.242</b>	<b>.263</b>	
<b>OPPONENTS</b>	<b>.241</b>	<b>1</b>	<b>29</b>	<b>7</b>	<b>7</b>	<b>17</b>	<b>2</b>	<b>1</b>	<b>2</b>	<b>7</b>	<b>0</b>	<b>1</b>	<b>0</b>	<b>4</b>	<b>0</b>	<b>6</b>	<b>1</b>	<b>0</b>	<b>1</b>	<b>0</b>	<b>1</b>	<b>.586</b>	<b>.324</b>	

PITCHER	W	L	ERA	G	GS	CG	GF	SHO	SV	IP	H	R	ER	HR	HB	BB	IBB	SO	WP	BK	AVG	
																						Buchter,R
Familia,J	0	0	0.00	1	0	0	1	0	0	1.0	0	0	0	0	0	0	0	1	0	0	0	.000
Hendriks,L	0	1	18.00	1	1	0	0	0	0	1.0	1	2	2	1	0	1	0	1	0	0	0	.250
Jackson,J,E	0	0	---	0	0	0	0	0	0	0.0	0	0	0	0	0	0	0	0	0	0	0	.000
Kelley,S	0	0	0.00	1	0	0	0	0	0	1.0	1	0	0	0	0	0	0	0	0	0	0	.250
Pagan,E	0	0	---	0	0	0	0	0	0	0.0	0	0	0	0	0	0	0	0	0	0	0	.000
Petit,Y	0	0	---	0	0	0	0	0	0	0.0	0	0	0	0	0	0	0	0	0	0	0	.000
Rodney,F	0	0	---	1	0	0	0	0	0	0.0	2	2	2	0	0	0	0	0	1	0	0	0.000
Treinen,B	0	0	13.50	1	0	0	0	0	0	2.0	2	3	3	1	0	2	0	0	0	0	0	.286
+Trivino,L	0	0	0.00	1	0	0	0	0	0	3.0	1	0	0	0	1	0	4	0	0	0	0	.111
+Wendelken,J	0	0	---	0	0	0	0	0	0	0.0	0	0	0	0	0	0	0	0	0	0	0	.000
<b>OAKLAND</b>	<b>0</b>	<b>1</b>	<b>7.88</b>	<b>1</b>	<b>1</b>	<b>0</b>	<b>1</b>	<b>0</b>	<b>0</b>	<b>8.0</b>	<b>7</b>	<b>7</b>	<b>7</b>	<b>2</b>	<b>0</b>	<b>4</b>	<b>0</b>	<b>6</b>	<b>1</b>	<b>0</b>	<b>.241</b>	
<b>OPPONENTS</b>	<b>1</b>	<b>0</b>	<b>2.00</b>	<b>1</b>	<b>1</b>	<b>0</b>	<b>1</b>	<b>0</b>	<b>0</b>	<b>9.0</b>	<b>5</b>	<b>2</b>	<b>2</b>	<b>1</b>	<b>0</b>	<b>5</b>	<b>0</b>	<b>13</b>	<b>0</b>	<b>0</b>	<b>.152</b>	

# WILD CARD RESULTS

DATE	G	OPP	W-L	SCORE	REC	WINNER	LOSER	SAVE	ATT.
10/3	1	at NYY	L	2-7	0-1	Betances	Hendriks		49,620

## OAKLAND ATHLETICS DOUBLEHEADERS

Team	Home		Road		Totals		Last Doubleheader	Result
	W-L-S	W-L-S	W-L-S	W-L-S				
Baltimore	5-1-0	3-3-6	8-4-6		September 23, 1999 at Baltimore	W, 9-6; L, 4-12		
Boston	1-1-2	0-1-1	1-2-3		August 20, 1997 at Oakland	L, 5-7; L, 4-5 (13)		
Chicago	6-6-4	5-6-6	11-12-10		June 22, 2018 at Chicago	W, 11-2; L, 4-6		
Cleveland	2-0-5	4-5-6	6-5-11		September 14, 1996 at Cleveland	L, 2-9; L, 8-9		
Detroit	3-0-3	1-1-5	4-1-8		August 22, 1998 at Oakland	W, 7-2; W, 7-1		
Houston	1-0-0	0-0-0	1-0-0		September 9, 2017 at Oakland	W, 11-1; W, 11-4		
Kansas City	4-1-7	3-5-4	7-6-11		September 4, 2008 at Kansas City	L, 4-5 (10); L, 6-9		
Los Angeles (AL)	4-0-7	1-1-2	5-1-9		July 16, 2011 at Oakland	L, 2-4; W, 4-3 (10)		
Milwaukee	2-0-4	3-1-4	5-1-8		August 10, 1997 at Oakland	W, 4-3; L, 5-9		
Minnesota	4-4-3	3-10-10	7-14-13		May 26, 2001 at Minnesota	W, 5-4 (10); L, 6-7 (10)		
New York	0-3-1	2-0-7	2-3-8		August 4, 1998 at Oakland	L, 4-10; L, 5-10		
Philadelphia	0-0-0	0-1-0	0-1-0		June 8, 2003 at Philadelphia	L, 1-7; L, 3-8		
Seattle	2-0-5	0-0-0	2-0-5		May 7, 2014 at Oakland	L, 4-6 (10); W, 2-0		
Tampa Bay	0-0-0	0-0-1	0-0-1		June 10, 2017 at Tampa Bay	L, 5-6 (10); W, 7-2		
Texas	2-3-9	2-3-5	4-6-14		May 29, 2009 at Texas	L, 3-6; L, 2-5		
Toronto	1-0-2	1-1-1	2-1-3		July 8, 1995 at Oakland	L, 6-9; W, 6-3		
<b>Totals</b>	<b>37-19-52</b>	<b>28-38-58</b>	<b>65-57-110</b>					

REVIEW

## WILD CARD DAY-BY-DAY

DATE	POS	GB	WC1	WC2	DATE	POS	GB	WC1	WC2	DATE	POS	GB	WC1	WC2
7/16-19	3	-3	NY	SEA	8/15	2	+2%	NY	OAK	9/11	2	+8%	NY	OAK
7/20	3	-4	NY	SEA	8/16	2	+2%	NY	OAK	9/12	2	+8%	NY	OAK
7/21	3	-3	NY	SEA	8/17	2	+3%	NY	OAK	9/13	2	+8	NY	OAK
7/22	3	-3	NY	SEA	8/18	-	+3%	NY	OAKorHOU	9/14	2	+8%	NY	OAK
7/23	3	-2%	NY	SEA	8/19	2	+3%	NY	OAK	9/15	2	+7%	NY	OAK
7/24	3	-1%	NY	SEA	8/20	-	+3%	NY	OAKorHOU	9/16	2	+7	NY	OAK
7/25	3	-1%	NY	SEA	8/21	-	+4%	NY	OAKorHOU	9/17	2	+6%	NY	OAK
7/26	3	-1	NY	SEA	8/22	2	+4%	NY	OAK	9/18	2	+5%	NY	OAK
7/27	3	-1	NY	SEA	8/23	2	+4	NY	OAK	9/19	2	+5%	NY	OAK
7/28	3	-1	NY	SEA	8/24	2	+4	NY	OAK	9/20	2	+6%	NY	OAK
7/29	3	-2	NY	SEA	8/25	2	+4	NY	OAK	9/21	2	+6%	NY	OAK
7/30	3	-2	NY	SEA	8/26	2	+5	NY	OAK	9/22	2	+7%	NY	OAK
7/31	3	-1	NY	SEA	8/27	2	+4%	NY	OAK	9/23	2	+6%	NY	OAK
8/1	t2	-	NY	OAK/SEA	8/28	2	+5%	NY	OAK	9/24	2	+7%	NY	OAK
8/2	2	+%	NY	OAK	8/29	2	+5%	NY	OAK	9/25	2	+7%	NY	OAK
8/3	2	+1%	NY	OAK	8/30	2	+4%	NY	OAK	9/26	2	+7%	NY	OAK
8/4	2	+2%	NY	OAK	8/31	2	+5%	NY	OAK	9/27	2	+8	NY	OAK
8/5	2	+2%	NY	OAK	9/1	2	+4%	NY	OAK	9/28	2	+8	NY	OAK
8/6	2	+2	NY	OAK	9/2	2	+5%	NY	OAK	9/29	2	+8	NY	OAK
8/7	2	+2	NY	OAK	9/3	2	+5%	NY	OAK	9/30	2	+7	NY	OAK
8/8	2	+3	NY	OAK	9/4	2	+5%	NY	OAK					
8/9	2	+2%	NY	OAK	9/5	2	+5%	NY	OAK					
8/10	2	+1%	NY	OAK	9/6	2	+5%	NY	OAK					
8/11	2	+1%	NY	OAK	9/7	2	+6%	NY	OAK					
8/12	2	+1%	NY	OAK	9/8	2	+7%	NY	OAK					
8/13	2	+2%	NY	OAK	9/9	2	+7%	NY	OAK					
8/14	2	+3%	NY	OAK	9/10	2	+7%	NY	OAK					

POS indicates A's rank among all non-division leaders. GB indicates A's games behind second wild card team or games ahead of third best non-division leader.

## MISCELLANEOUS STATS

### Multiple Hit Games

PLAYER	2	3	4	5	TOT
Barreto	3	1	0	0	4
Canha	11	4	0	0	15
Chapman	31	11	1	0	43
Davis	28	7	1	0	36
Fowler	10	2	0	0	12
Joyce	7	0	0	0	7
Laureano	10	2	0	0	12
Lowrie	36	10	2	0	48
Lucroy	15	9	0	0	24
Martini	8	5	0	0	13
Maxwell	1	0	0	0	1
Olson	32	5	1	0	38
Phegley	3	1	0	0	4
Pinder	17	3	0	0	20
Piscotty	29	8	0	0	37
Powell	2	0	0	0	2
Semien	38	7	0	0	45

### Multiple RBI Games

PLAYER	2	3	4	5	6	TOT
Barreto	1	2	0	0	1	4
Canha	8	4	0	0	0	12
Chapman	12	4	1	0	0	17
Davis	22	9	3	1	0	35
Fowler	4	0	1	0	0	5
Joyce	3	0	0	0	0	3
Laureano	3	0	0	1	0	4
Lowrie	17	5	2	0	0	24
Lucroy	5	3	3	0	0	11
Martini	4	0	0	0	0	4
Maxwell	1	0	0	0	0	1
Olson	8	5	1	1	0	15
Phegley	2	1	0	0	0	3
Pinder	2	1	1	0	0	4
Piscotty	14	5	1	2	0	22
Semien	10	2	3	1	0	16
Smolinski	1	0	0	0	0	1

### Game Tying/Go Ahead RBI

PLAYER	GT	GA	TOT
Barreto	1	2	3
Canha	2	10	12
Chapman	5	18	23
Davis	8	33	41
Fowler	0	4	4
Joyce	0	2	2
Laureano	0	4	4
Lowrie	10	24	34
Lucroy	3	11	14
Martini	1	5	6
Maxwell	0	1	1
Olson	6	15	21
Phegley	2	1	3
Pinder	2	4	6
Piscotty	7	12	19
Semien	2	9	11

### 10 OR MORE RUNS IN AN INNING IN OAKLAND HISTORY

Runs	Opponent	Inning	Date	Runs	Opponent	Inning	Date
13	California	B-1	July 5, 1996	10	at Kansas City	T-3	June 18, 2000
10	Milwaukee	B-4	May 9, 1972	10	at Minnesota	T-4	September 11, 2013
10	at New York	T-5	August 29, 1989	10	at Chicago (AL)	T-4	September 15, 2015
10	Seattle	B-3	June 23, 1992	10	at Baltimore	T-3	September, 2018



# CLUB STATISTICS

	Home		Road		Totals	
	W	L	W	L	W	L
<b>AL West</b>						
vs. Houston	2	7	5	5	7	12
vs. Los Angeles	5	5	4	5	9	10
vs. Seattle	5	5	4	5	9	10
vs. Texas	7	3	6	3	13	6
<b>Totals vs. West</b>	<b>19</b>	<b>20</b>	<b>19</b>	<b>18</b>	<b>38</b>	<b>38</b>
<b>AL Central</b>	<b>W</b>	<b>L</b>	<b>W</b>	<b>L</b>	<b>W</b>	<b>L</b>
vs. Cleveland	2	1	2	1	4	2
vs. Chicago	3	0	2	2	5	2
vs. Detroit	3	0	4	0	7	0
vs. Kansas City	3	1	2	1	5	2
vs. Minnesota	2	1	3	1	5	2
<b>Totals vs. Central</b>	<b>13</b>	<b>3</b>	<b>13</b>	<b>5</b>	<b>26</b>	<b>8</b>
<b>AL East</b>	<b>W</b>	<b>L</b>	<b>W</b>	<b>L</b>	<b>W</b>	<b>L</b>
vs. Baltimore	3	0	2	1	5	1
vs. Boston	2	1	2	1	4	2
vs. New York	2	1	1	2	3	3
vs. Tampa Bay	1	3	1	2	2	5
vs. Toronto	3	0	4	0	7	0
<b>Totals vs. East</b>	<b>11</b>	<b>5</b>	<b>10</b>	<b>6</b>	<b>21</b>	<b>11</b>
<b>Totals vs. A.L.</b>	<b>43</b>	<b>28</b>	<b>42</b>	<b>29</b>	<b>85</b>	<b>57</b>
<b>NL West</b>	<b>W</b>	<b>L</b>	<b>W</b>	<b>L</b>	<b>W</b>	<b>L</b>
vs. Arizona	2	1	0	0	2	1
vs. Colorado	0	0	0	3	0	3
vs. Los Angeles	1	1	1	1	2	2
vs. San Diego	2	0	2	0	4	0
vs. San Francisco	2	1	2	1	4	2
<b>Totals vs. N.L.</b>	<b>7</b>	<b>3</b>	<b>5</b>	<b>5</b>	<b>12</b>	<b>8</b>
<b>Overall Totals</b>	<b>50</b>	<b>31</b>	<b>47</b>	<b>34</b>	<b>97</b>	<b>65</b>

	Home		Road		Totals	
	W	L	W	L	W	L
Shutouts	8	5	6	2	14	7
Sho - Individual	2	0	0	0	2	0
Extra Innings	9	3	4	3	13	6
One-Run Decisions	17	6	14	8	31	14
Two-Run Decisions	8	6	7	9	15	15
vs. LH Starters	15	16	17	9	32	25
vs. RH Starters	35	15	30	25	65	40
Grass Fields	50	31	42	32	92	63
Artificial Fields	0	0	5	2	5	2
Day Games	22	12	15	11	37	23
Night Games	28	19	32	23	60	42
			<b>Oak</b>	<b>Opp.</b>		
Double Plays			125	154		
Triple Plays			0	0		
Left on Base			1085	1028		
Grand Slams			4	4		
Home Runs - Home			91	86		
Home Runs - Road			136	98		

# HIGHS AND LOWS

## CLUB

Longest Winning Streak.....	6 (four times), last: Sept. 5 to 12
Longest Winning Streak, Home .....	8, July 21 to August 5
Longest Winning Streak, Road .....	6, July 14 to 26
Longest Losing Streak.....	4, June 12 to 15
Longest Losing Streak, Home .....	5, May 7 to 23
Longest Losing Streak, Road .....	4, July 27 to August 10
Most Runs, Game, A's .....	21, Sept. 20 vs. Los Angeles (AL)
Most Runs, Game, Opponents .....	16, May 7 vs. Houston
Most Runs, Inning, A's .....	10, Sept. 12 at Baltimore (3rd)
Most Runs, Inning, Opponents .....	8, July 1 vs. Cleveland (8th)
Largest Margin, Victory .....	18, Sept. 20 vs. Los Angeles-AL (21-3)
Largest Margin, Loss .....	14, May 7 vs. Houston (2-16)
Most Hits, Game, A's .....	22, Sept. 20 vs. Los Angeles (AL)
Most Hits, Game, Opponents.....	20, July 1 vs. Cleveland
.....	20, May 7 vs. Houston
Most Hits, Inning, A's .....	10, Sept. 12 at Baltimore (3rd)
Most Hits, Inning, Opponents .....	7, August 27 at Houston (3rd)
.....	7, July 1 vs. Cleveland (8th)
Most Home Runs, Game, A's .....	5, June 20 at San Diego
.....	5, April 6 at Los Angeles (AL)
Most Home Runs, Game, Opponents.....	5, August 19 vs. Houston
.....	5, June 5 at Texas
Most Doubles, Game, A's .....	8, August 18 vs. Houston
Most Doubles, Game, Opponents .....	11, July 1 vs. Cleveland

## Highs and Lows, continued

Most Triples, Game, A's	4, July 26 at Texas
Most Triples, Game, Opponents	2, May 25 vs. Arizona
Most Stolen Bases, Game, A's	2, July 31 vs. Toronto
	2, July 14 at San Francisco
	2, June 23 at Chicago (AL)
Most Stolen Bases, Game, Opponents	5, April 18 vs. Chicago (AL)
Most Strikeouts, A's Pitchers	20, May 5 vs. Baltimore
Most Strikeouts, Opponents Pitchers	18, September 1 vs. Seattle
Most Walks, A's Pitchers	10, August 29 at Houston
Most Walks, Opponents Pitchers	12, April 18 vs. Chicago (AL)
Fewest Hits Allowed, A's Pitchers	0, April 21 vs. Boston
Fewest Hits Allowed, Opponents Pitchers	1, May 30 vs. Tampa Bay
Most Left on Base, Nine Inning Game	13, July 27 at Colorado
Most Left on Base, Extra Inning Game	15, April 18 vs. Chicago (AL)
Fewest Left on Base, Game	1, April 27 at Houston
Most Errors, Game	4, May 30 vs. Tampa Bay
	4, April 29 at Houston
Largest Comeback in Win	8, July 24 at Texas
Largest Lead Surrendered in Loss	6, April 6 at Los Angeles (AL)

## INDIVIDUAL

Grand Slams	Matt Olson, Sept. 26 at Seattle (Chasen Bradford)
	Khris Davis, Sept. 16 at Tampa Bay (Sergio Romo)
	Jonathan Lucroy, July 23 at Texas (Cole Hamels)
	Chad Pinder, May 19 at Toronto (Tyler Clippard)
Pinch Hit Home Runs	Mark Canha, Sept. 21 vs. Minnesota (Gabriel Moya)
	Mark Canha, July 14 at San Francisco (Tony Watson)
	Matt Joyce, May 16 at Boston (Heath Hembree)
Lead Off Home Runs	Ramon Laureano, September 7 vs. Texas (Yovani Gallardo)
	Marcus Semien, August 14 vs. Seattle (James Paxton)
	Dustin Fowler, July 6 at Cleveland (Carlos Carrasco)
	Matt Joyce, May 26 vs. Arizona (Clay Buchholz)
Inside-The-Park Home Runs	None
Game Ending Home Runs	Khris Davis, September 21 vs. Minnesota (Matt Magill)
	Matt Olson, August 17 vs. Houston (Tony Sipp)
	Khris Davis, May 5 vs. Baltimore (Pedro Araujo)
Back-to-Back Home Runs	Nick Martini and Chad Pinder, Sept. 20 vs. Los Angeles (AL)
	Matt Chapman and Jed Lowrie, August 26 at Minnesota
	Jed Lowrie and Khris Davis, July 7 at Cleveland
	Chad Pinder and Jed Lowrie, June 26 at Detroit
	Mark Canha and Matt Olson, June 20 at San Diego
	Franklin Barreto and Josh Phegley, June 20 at San Diego
	Khris Davis and Matt Olson, May 4 vs. Baltimore
	Matt Joyce and Marcus Semien, April 6 at Los Angeles (AL)
	Khris Davis and Matt Olson, March 29 vs. Los Angeles (AL)
Longest Hitting Streak	14, Stephen Piscotty, Aug. 29 to Sept. 13
	14, Matt Chapman, July 31 to Aug. 17
	14, Khris Davis, June 27 to July 12
Most Runs, Game	3 (18 times), last: Nick Martini and Josh Phegley, Sept. 20 vs. Los Angeles (AL)
Most Hits, Game	4 (five times), last: Matt Chapman, July 7 at Cleveland
Most Doubles, Game	3, Matt Chapman, August 13 vs. Seattle
	3, Stephen Piscotty, July 4 vs. San Diego
	3, Matt Chapman, June 12 vs. Houston
Most Triples, Game	2, Matt Chapman, July 26 at Texas
Most Home Runs, Game	2 (16 times), last: Khris Davis, September 21 vs. Minnesota
Most Runs Batted In, Game	6, Franklin Barreto, June 22 at Chicago (AL), G#1
Most Walks, Game	3 (seven times), last: Matt Olson, Sept. 20 vs. Los Angeles (AL)
Most Strikeouts, Game	5, Dustin Fowler, July 9 at Houston
Most Stolen Bases, Game	1 (35 times), last: Ramón Laureano, Sept. 19 vs. Los Angeles (AL)
Longest Winning Streak	6, Ryan Buchter, April 23-present
Longest Losing Streak	5, Kendall Graveman, April 3 to 25
Most Strikeouts, Game	12, Trevor Cahill, May 5 vs. Baltimore
Most Walks, Game	6, Trevor Cahill, Sept. 9 vs. Texas
	6, Trevor Cahill, August 29 at Houston

Most Innings, Game, Starter .....	9.0, Daniel Mengden, May 26 vs. Arizona
.....	9.0, Sean Manaea, April 21 vs. Boston
Most Innings, Game, Reliever.....	5.0, Daniel Mengden, Sept. 12 at Baltimore
Low Hit Complete Game .....	0, Sean Manaea, April 21 vs. Boston
Most Consecutive Scoreless Innings.....	25.0, Daniel Mengden, May 15 to 31
Most Consecutive Batters Retired.....	21, Blake Treinen, Aug. 23 to Sept. 3

## GENERAL

Longest Game, Innings .....	14, April 18 vs. Chicago (AL)
Longest Game, Time, Nine Innings.....	3:50, April 11 at Los Angeles (NL)
Longest Game, Time, Extra Innings.....	5:48, April 18 vs. Chicago (AL)
Shortest Game, Time.....	2:15, May 26 vs. Arizona
Largest Crowd, Home.....	56,310, July 21 vs. San Francisco
Smallest Crowd, Home .....	6,705, May 30 vs. Tampa Bay
Largest Crowd, Road .....	49,394, April 11 at Los Angeles (NL)
Smallest Crowd, Road.....	9,141, Sept. 11 at Baltimore
Postponement, Rain, Home.....	None
Postponement, Rain, Road.....	1, June 21 at Chicago (AL)

## BATTING WITH RISP

PLAYER	AVG	AB	H	2B	3B	HR	TOT		SP		MOB	BB	IBB	SO	SH	SF	GIDP
							RBI	RBI	MISP	MISP							
Anderson,B	.000	1	0	0	0	0	0	0	1	1	0	0	0	0	0	0	0
Barreto,F	.300	20	6	1	0	3	12	5	24	35	0	0	0	6	0	0	1
Blackburn,P	.000	1	0	0	0	0	0	0	1	2	0	0	0	0	0	0	0
Canha,M	.268	82	22	5	0	0	28	26	119	174	12	3	22	0	2	6	6
Chapman,M	.269	108	29	10	0	6	42	31	145	209	11	0	31	0	2	5	5
Davis,K	.275	153	42	7	1	11	73	52	208	305	24	5	57	0	7	6	6
Fowler,D	.286	42	12	2	1	1	17	16	54	76	1	0	10	0	2	0	0
Joyce,M	.061	33	2	0	0	0	6	6	53	68	8	2	10	0	2	1	1
Laureano,R	.324	34	11	2	0	2	15	12	47	69	4	0	11	0	2	0	0
Lowrie,J	.324	145	47	14	1	3	68	57	192	270	23	1	31	0	3	2	2
Lucroy,J	.282	103	29	6	0	2	48	42	142	205	11	1	10	0	6	3	3
Manaea,S	.000	1	0	0	0	0	0	0	1	1	0	0	0	0	0	0	0
Martini,N	.308	39	12	3	2	0	15	14	58	79	8	1	8	0	1	0	0
Maxwell II,B	.154	13	2	0	0	0	4	4	17	25	1	0	3	0	1	2	2
Mengden,D	.500	2	1	0	0	0	1	1	3	5	0	0	1	0	0	0	0
Olson,M	.256	160	41	7	0	8	59	44	215	321	22	3	41	0	2	7	7
Phegley,J	.222	27	6	3	0	1	12	11	36	51	2	0	7	0	2	2	2
Pinder,C	.136	66	9	2	0	2	14	10	97	133	7	1	26	1	0	0	0
Piscotty,S	.311	119	37	11	0	5	58	45	163	247	8	0	29	0	5	8	8
Powell,B	.000	7	0	0	0	0	0	0	10	13	0	0	1	0	0	0	0
Semien,M	.283	120	34	11	0	2	52	45	181	241	17	1	18	1	7	3	3
Smolinski,J	.182	11	2	0	1	0	2	1	13	19	1	0	2	0	0	2	2
Taylor,B	.000	1	0	0	0	0	0	0	3	4	1	0	0	0	0	0	0
Thompson,T	.000	3	0	0	0	0	0	0	4	6	0	0	2	0	0	0	0
<b>ATHLETICS</b>	<b>.266</b>	<b>1291</b>	<b>344</b>	<b>84</b>	<b>6</b>	<b>46</b>	<b>526</b>	<b>422</b>	<b>1787</b>	<b>2559</b>	<b>161</b>	<b>18</b>	<b>326</b>	<b>2</b>	<b>44</b>	<b>48</b>	

## A'S 2018 AT A GLANCE

Season High.....+33 (4 times, last: 97-64 on 9/29)	First Game of Series.....29-23	Commit 1 or More Errors.....33-35
Season Low .....	Last Game of Series.....30-22	More HR Than Opp.....60-13
April.....	A's Score First .....	Fewer HR Than Opp.....15-36
May.....	Opponent Scores First .....	Same Total HR of Opp.....22-16
June.....	Leading After 7th.....	Starter Pitches 7 or More.....21-6
July.....	Leading After 8th.....	Starter Pitches Less Than 7 .....
August.....	Tied After 7th.....	When Scoring 4 or More.....76-25
September.....	Tied After 8th.....	When Scoring Less Than 4.....21-40
Home Series.....	Trailing After 7th.....	Last At Bat .....
Road Series.....	Trailing After 8th.....	Replay Challenges .....
Series Sweeps.....	Commit No Errors.....	Different Lineups.....

## BATTING WITH THE BASES LOADED

PLAYER	AVG	AB	H	2B	3B	HR	TOT		SP		MOB	BB	IBB	SO	SH	SF	GDP
							RBI	RBI	MISP	RBI							
Barreto,F	.000	2	0	0	0	0	0	0	0	4	6	0	0	1	0	0	1
Canha,M	.231	13	3	1	0	0	6	5	26	39	0	0	4	0	0	2	
Chapman,M	.222	9	2	1	0	0	4	4	18	27	0	0	3	0	0	1	
Davis,K	.444	9	4	0	0	1	10	8	20	30	0	0	3	0	1	1	
Fowler,D	.200	5	1	0	0	0	3	3	12	18	0	0	4	0	1	0	
Joyce,M	.000	1	0	0	0	0	0	0	2	3	0	0	1	0	0	0	
Laureano,R	1.000	1	1	0	0	0	2	2	4	6	0	0	0	0	1	0	
Lowrie,J	.375	8	3	1	0	0	9	8	18	27	1	0	2	0	0	0	
Lucroy,J	.231	13	3	0	0	1	9	7	30	45	1	0	0	0	1	1	
Martini,N	.200	5	1	1	0	0	3	3	12	18	0	0	2	0	0	0	
Maxwell II,B	.000	2	0	0	0	0	0	0	4	6	0	0	0	0	0	0	
Mengden,D	.000	1	0	0	0	0	0	0	2	3	0	0	1	0	0	0	
Olson,M	.286	14	4	0	0	1	12	10	34	51	3	0	4	0	0	2	
Phegley,J	.000	1	0	0	0	0	1	1	4	6	1	0	0	0	0	0	
Pinder,C	.071	14	1	0	0	1	4	2	28	42	0	0	8	0	0	0	
Piscotty,S	.455	11	5	3	0	0	13	13	28	42	0	0	2	0	2	3	
Powell,B	.000	2	0	0	0	0	0	0	4	6	0	0	0	0	0	0	
Semien,M	.364	11	4	3	0	0	14	12	28	42	1	0	2	0	2	1	
Taylor,B	.000	1	0	0	0	0	0	0	2	3	0	0	0	0	0	0	
Thompson,T	.000	1	0	0	0	0	0	0	2	3	0	0	0	0	0	0	
<b>ATHLETICS</b>	<b>.258</b>	<b>124</b>	<b>32</b>	<b>10</b>	<b>0</b>	<b>4</b>	<b>90</b>	<b>78</b>	<b>282</b>	<b>423</b>	<b>7</b>	<b>0</b>	<b>37</b>	<b>0</b>	<b>8</b>	<b>12</b>	

## DESIGNATED HITTING STATISTICS

BATTER	AVG	G	AB	R	H	TB	2B	3B	HR	RBI	SH	SF	HP	BB	IBB	SO	SB	CS	DP	SLG	OBP
Barreto,F	.000	1	2	0	0	0	0	0	0	0	0	0	0	0	0	2	0	0	0	.000	.000
Canha,M	.143	3	7	1	1	1	0	0	0	0	0	0	0	0	0	1	0	0	0	.143	.143
Davis,K	.247	139	535	93	132	297	25	1	46	118	0	5	12	55	5	161	0	0	16	.555	.328
Joyce,M	.207	10	29	2	6	7	1	0	0	0	0	0	0	3	0	6	0	0	1	.241	.281
Lowrie,J	.353	4	17	1	6	7	1	0	2	0	0	0	1	0	3	0	0	0	0	.412	.389
Lucroy,J	.000	1	2	0	0	0	0	0	0	0	0	0	0	0	0	1	0	0	0	.000	.000
Maxwell II,B	1.000	1	1	0	1	2	1	0	0	0	0	0	0	0	0	0	0	0	0	2.000	1.000
Pinder,C	.000	1	2	0	0	0	0	0	0	0	0	0	0	0	1	0	0	0	0	.000	.000
Taylor,B	.000	1	1	0	0	0	0	0	0	0	0	0	0	1	0	0	0	0	0	.000	.500
<b>TOTALS</b>	<b>.245</b>	<b>596</b>	<b>97</b>	<b>146</b>	<b>314</b>	<b>28</b>	<b>1</b>	<b>46</b>	<b>120</b>	<b>0</b>	<b>5</b>	<b>12</b>	<b>60</b>	<b>5</b>	<b>175</b>	<b>0</b>	<b>0</b>	<b>17</b>	<b>.527</b>	<b>.324</b>	

## PINCH HITTING STATISTICS

BATTER	AVG	G	AB	R	H	TB	2B	3B	HR	RBI	SH	SF	HP	BB	IBB	SO	SB	CS	DP	SLG	OBP
Barreto,F	.000	6	6	0	0	0	0	0	0	0	0	0	0	0	0	4	0	0	1	.000	.000
Canha,M	.429	17	14	6	6	13	1	0	2	5	0	0	1	2	1	2	0	0	0	.929	.529
Davis,K	1.000	1	1	0	1	1	0	0	0	0	0	0	0	0	0	0	0	0	1	1.000	1.000
Fowler,D	.333	13	12	0	4	4	0	0	0	4	0	0	0	1	0	5	0	0	0	.333	.385
Joyce,M	.292	33	24	7	7	13	3	0	1	2	0	1	0	5	1	5	0	0	2	.542	.400
Laureano,R	.000	1	1	0	0	0	0	0	0	0	0	0	0	0	0	1	0	0	0	.000	.000
Lowrie,J	.250	6	4	1	1	2	1	0	0	1	0	0	0	2	0	2	0	0	0	.500	.500
Lucroy,J	.000	3	3	0	0	0	0	0	0	0	0	0	0	0	0	0	0	0	0	.000	.000
Martini,N	.308	14	13	1	4	5	1	0	0	2	0	0	0	1	1	4	0	0	0	.385	.357
Maxwell II,B	.500	2	2	0	1	2	1	0	0	0	0	0	0	0	0	1	0	0	0	1.000	.500
Olson,M	.200	5	5	0	1	1	0	0	0	1	0	0	0	0	0	2	0	0	2	.200	.200
Phegley,J	.000	2	2	0	0	0	0	0	0	0	0	0	0	0	0	1	0	0	0	.000	.000
Pinder,C	.158	22	19	0	3	3	0	0	0	1	0	0	0	3	0	8	0	0	0	.158	.273
Piscotty,S	.000	2	1	0	0	0	0	0	0	0	0	0	0	1	0	1	0	0	0	.000	.500
Powell,B	.000	1	1	0	0	0	0	0	0	0	0	0	0	0	0	0	0	0	0	.000	.000
Smolinski,J	.200	5	5	0	1	1	0	0	0	0	0	0	0	0	0	0	0	0	1	.200	.200
Taylor,B	.333	4	3	0	1	2	1	0	0	0	0	0	0	1	0	1	0	0	0	.667	.500
Thompson,T	.000	1	1	0	0	0	0	0	0	0	0	0	0	0	0	1	0	0	0	.000	.000
<b>TOTALS</b>	<b>.256</b>	<b>117</b>	<b>15</b>	<b>30</b>	<b>47</b>	<b>8</b>	<b>0</b>	<b>3</b>	<b>16</b>	<b>0</b>	<b>1</b>	<b>1</b>	<b>16</b>	<b>3</b>	<b>38</b>	<b>0</b>	<b>0</b>	<b>6</b>	<b>.402</b>	<b>.348</b>	

# BATTING AND PITCHING BREAKDOWN

## BATTING

Total	AVG	G	AB	R	H	HR	RBI
Before ASB	.246	97	3336	449	821	127	432
After ASB	.261	65	2243	364	586	100	346
Home	.241	81	2700	369	652	91	347
Away	.262	81	2879	444	755	136	431
Day	.251	60	2062	303	517	83	293
Night	.253	102	3517	510	890	144	485
vs. Left	.245	-	1658	-	407	63	213
vs. Right	.255	-	3921	-	1000	164	565
March	.248	3	109	10	27	2	10
April	.265	25	862	130	228	33	125
May	.211	29	981	104	207	34	100
June	.259	27	933	144	242	43	136
July	.263	25	873	133	230	35	129
August	.259	27	931	125	241	39	122
September	.261	26	890	167	232	41	156
Baltimore	.244	6	217	26	53	5	26
Boston	.254	6	201	25	51	9	25
Chicago	.281	7	256	55	72	10	50
Cleveland	.284	6	211	29	60	11	29
Detroit	.251	7	251	30	63	9	30
Houston	.222	19	644	76	143	19	73
Kansas City	.270	7	237	39	64	11	38
Los Angeles	.257	19	649	117	167	28	111
Minnesota	.275	7	244	34	67	15	32
New York	.246	6	207	33	51	8	30
Seattle	.232	19	646	84	150	28	82
Tampa Bay	.168	7	238	21	40	7	20
Texas	.292	19	665	114	194	30	110
Toronto	.316	7	253	51	80	10	48
Arizona	.189	3	90	6	17	5	6
Colorado	.204	3	98	4	20	2	4
Los Angeles	.264	4	144	21	38	4	19
San Diego	.273	4	132	26	36	9	25
San Francisco	.209	6	196	22	41	7	20

## PITCHING

Total	ERA	W	L	INN	H	R	ER	HR
Before ASB	4.01	55	42	877.0	811	425	391	112
After ASB	3.52	42	23	588.2	492	249	230	72
Home	3.43	50	31	758.0	646	310	289	86
Away	4.22	47	34	707.2	657	364	332	98
Day	3.79	37	23	551.0	473	246	232	68
Night	3.83	60	42	914.2	830	428	389	116
Starter	4.17	52	48	824.1	779	415	382	109
Reliever	3.35	45	17	641.1	524	259	239	75
March	4.34	1	2	29.0	31	15	14	4
April	4.42	13	12	222.0	219	122	109	32
May	3.54	15	14	266.2	240	114	105	32
June	4.07	17	10	241.0	211	117	109	36
July	3.88	17	8	227.1	207	107	98	23
August	3.02	18	9	247.1	206	90	83	29
September	3.99	16	10	232.1	189	109	103	28
Baltimore	1.93	5	1	56.0	38	12	12	3
Boston	3.40	4	2	53.0	45	22	20	7
Chicago	5.05	5	2	66.0	69	38	37	8
Cleveland	4.75	4	2	55.0	53	31	29	4
Detroit	1.75	7	0	67.0	48	14	13	2
Houston	5.41	7	12	169.2	184	115	102	33
Kansas City	1.89	5	2	62.0	41	13	13	6
Los Angeles	4.61	9	10	170.0	157	99	87	25
Minnesota	3.00	5	2	63.0	54	24	21	7
New York	3.95	3	3	54.2	47	28	24	10
Seattle	4.13	9	10	172.1	170	85	79	22
Tampa Bay	3.68	2	5	66.0	57	27	27	10
Texas	3.83	13	6	169.0	137	79	72	24
Toronto	2.57	7	0	63.0	42	18	18	5
Arizona	2.67	2	1	27.0	17	8	8	1
Colorado	3.75	0	3	24.0	28	10	10	4
Los Angeles	3.86	2	2	35.0	39	16	15	6
San Diego	2.19	4	0	37.0	31	10	9	2
San Francisco	4.02	4	2	56.0	46	25	25	5

REVIEW

## PLAYER TRANSACTIONS

- March 4 Jairo Labourt claimed off waivers from Cincinnati; Brandon Moss designated for assignment
- March 6 Brandon Moss released
- March 11 Jairo Labourt and Lou Trivino optioned to Nashville
- March 12 Free agent Jonathan Lucroy agrees to terms on a one-year contract; Jairo Labourt designated for assignment
- March 13 Ramón Laureano and Jorge Mateo optioned to Nashville
- March 14 Jairo Labourt released
- March 18 Chris Bassitt optioned to Nashville
- March 19 Free agent Trevor Cahill agrees to terms on a one-year contract; Jharel Cotton placed on the 60-day disabled list (sprained right ulnar collateral ligament)
- March 22 Dustin Garneau optioned to Nashville
- March 28 Frankling Barreto, Trevor Cahill, Mark Canha, Dustin Fowler and Frakie Montas optioned to Nashville; Raul Alcántara outrighted to Nashville; Paul Blackburn

### OPENING DAY ROSTER

- Pitchers (13):** Ryan Buchter, Santiago Casilla, Daniel Coulombe, Daniel Gossett, Kendall Graveman, Chris Hatcher, Liam Hendriks, Sean Manaea, Daniel Mengden, Emilio Pagán, Yusmeiro Petit, Blake Treinen, Andrew Triggs
- Catchers (2):** Jonathan Lucroy, Bruce Maxwell
- Infielders (5):** Matt Chapman, Jed Lowrie, Matt Olson, Chad Pinder, Marcus Semien
- Outfielders (5):** Khris Davis, Matt Joyce, Stephen Piscotty, Boog Powell, Jake Smolinski

placed on the 10-day disabled list retroactive to March 26 (strained right forearm); Ryan Dull placed on the 10-day disabled list retroactive to March 26 (strained right shoulder); Renato Núñez placed on the 10-day disabled list retroactive to March 26 (strained left hamstring); Josh Phegley

## Player Transactions, continued

	placed on the 10-day disabled list retroactive to March 26 (fractured right fourth and fifth fingers)	May 11	Kendall Graveman recalled from Nashville; Stephen Piscotty placed on the bereavement list
March 31	Josh Lucas acquired from St. Louis for minor league pitcher Casey Meisner and optioned to Nashville	May 15	Stephen Piscotty reinstated from the bereavement list; Kendall Graveman optioned to Nashville
April 5	Trayce Thompson claimed off waivers from the New York Yankees; Paul Blackburn transferred to the 60-day disabled list; Ryan Dull and Renato Núñez sent to Nashville on a rehab assignment	May 16	Trevor Cahill reinstated from the 10-day disabled list; Jake Smolinski optioned to Nashville
April 7	Franklin Barreto recalled from Nashville; Chad Pinder placed on the 10-day disabled list retroactive to April 6 (hyperextended left knee); Daniel Gossett optioned to Nashville	May 17	Bruce Maxwell placed on the restricted list; Josh Phegley recalled from Nashville
April 8	Mark Canha recalled from Nashville; Boog Powell placed on 10-day disabled list retroactive to April 7 with sprained right knee	May 18	Josh Lucas and Emilio Pagán recalled from Nashville; Andrew Triggs placed on the 10-day disabled list (right arm nerve irritation); Ryan Dull optioned to Nashville
April 10	Josh Phegley sent to Stockton on a rehab assignment	May 19	Ryan Dull recalled from Nashville; Brett Anderson placed on the 10-day disabled list (strained left shoulder)
April 13	Josh Phegley transferred to Nashville on rehab	May 20	Carlos Ramirez claimed off waivers from Toronto and optioned to Nashville
April 14	Ryan Dull reinstated from the disabled list; Liam Hendriks placed on 10-day disabled list with a strained right groin; Chad Pinder sent to Stockton on a rehab assignment	May 21	Bruce Maxwell reinstated from the restricted list; Josh Phegley optioned to Nashville; Dustin Garneau designated for assignment
April 15	Renato Núñez claimed off waivers by Texas	May 23	Franklin Barreto and Daniel Gossett recalled from Nashville; Khris Davis placed on the 10-day disabled list retroactive to May 21 (strained right groin); Wilmer Font designated for assignment
April 16	Chad Pinder reinstated from the disabled list; Franklin Barreto optioned to Nashville	May 24	Dustin Garneau claimed off waivers by the Chicago White Sox
April 17	Trevor Cahill and Lou Trivino recalled from Nashville; Yusmeiro Petit placed on family medical emergency list; Trayce Thompson designated for assignment	May 25	Wilmer Font traded to Tampa Bay for minor league pitcher Peter Bayer
April 19	Trayce Thompson traded to the Chicago White Sox for cash or a player to be named later; Lou Trivino optioned to Nashville	May 26	Chris Bassitt and Carlos Ramirez recalled from Nashville; Santiago Casilla placed on the 10-day disabled list (strained right shoulder); Josh Lucas optioned to Nashville
April 20	Chris Bassitt and Josh Lucas recalled from Nashville; Danny Coulombe optioned to Nashville	May 27	Frankie Montas recalled from Nashville; Chris Bassitt optioned to Nashville
April 21	Yusmeiro Petit reinstated from the family medical emergency list; Josh Lucas optioned to Nashville; Josh Phegley reinstated from the disabled list and optioned to Nashville	May 30	Marcus Semien placed on the paternity list; Josh Lucas recalled from Nashville
April 24	Yusmeiro Petit placed on bereavement list; Lou Trivino recalled from Nashville	May 31	Khris Davis reinstated from the disabled list; Carlos Ramirez optioned to Nashville; Paul Blackburn sent to Stockton on a rehab assignment; Liam Hendriks sent to Nashville on a rehab assignment
April 25	Wilmer Font acquired from the Los Angeles Dodgers for minor league pitcher Logan Salow	June 1	Marcus Semien reinstated from the paternity list; Franklin Barreto optioned to Nashville
April 26	Chris Bassitt and Kendall Graveman optioned to Nashville	June 5	Liam Hendriks reinstated from the disabled list; Josh Phegley recalled from Nashville; Daniel Gossett placed on the 10-day disabled list retroactive to June 4 (strained right elbow); Josh Lucas optioned to Nashville; Santiago Casilla sent to Stockton on a rehab assignment
April 27	Danny Coulombe recalled from Nashville; Yusmeiro Petit reinstated from bereavement list; Ryan Buchter placed on 10-day disabled list retroactive to April 26 (strained left shoulder)	June 6	Nick Martini selected from Nashville; Matt Joyce placed on the 10-day disabled list retroactive to June 3 (lumbar strain)
May 2	Brett Anderson selected from Nashville; Emilio Pagán optioned to Nashville	June 7	Paul Blackburn reinstated from the disabled list; Bruce Maxwell optioned to Nashville; Boog Powell transferred to the 60-day disabled list
May 9	Dustin Fowler recalled from Nashville; Trevor Cahill placed on the 10-day disabled list retroactive to May 6 with a right elbow impingement	June 8	Santiago Casilla reinstated from the disabled list; Ryan Dull optioned to Nashville
		June 9	Chris Bassitt recalled from Nashville; Nick Martini optioned to Nashville; Boog

	Powell sent to Stockton on a rehab assignment		slot money; Daniel Gossett transferred to the 60-day disabled list
June 10	Jake Smolinski recalled from Nashville; Chris Bassitt optioned to Nashville	July 22	Jeremy Bleich optioned to Nashville
June 11	Ryan Buchter sent to Stockton on a rehab assignment	July 24	Frankie Montas recalled from Nashville; Franklin Barreto optioned to Nashville; Boog Powell sent to Nashville on a rehab assignment
June 14	Chris Bassitt and Carlos Ramirez recalled from Nashville; Danny Coulombe optioned to Nashville; Trevor Cahill placed on the 10-day disabled list retroactive to June 11 (strained right achilles)	July 29	Franklin Barreto recalled from Nashville; Chad Pinder placed on the 10-day disabled list retroactive to July 28 (left elbow laceration)
June 15	Ryan Buchter and Boog Powell transferred to Nashville on rehab	July 30	Ryan Dull recalled from Nashville; Frankie Montas optioned to Nashville
June 16	Franklin Barreto and Josh Lucas recalled from Nashville; Carlos Ramirez optioned to Nashville; Matt Chapman placed on the 10-day disabled list retroactive to June 15 (right thumb contusion)	Aug. 1	Boog Powell reinstated from the disabled list and optioned to Nashville; Dustin Fowler optioned to Nashville (post game); Carlos Ramirez designated for assignment
June 22	Matt Joyce reinstated from the 10-day disabled list; Jake Smolinski optioned to Nashville; Danny Coulombe recalled from Nashville (26th man); Boog Powell returned from rehab	Aug. 3	Ramón Laureano recalled from Nashville; Carlos Ramirez outrighted to Nashville
June 23	Nick Martini recalled from Nashville; Chris Bassitt and Danny Coulombe optioned to Nashville; Brett Anderson sent to Nashville on rehab	Aug. 5	Shawn Kelley and cash considerations acquired from Washington for international slot money; Jake Smolinski recalled from Nashville and placed on the 60-day disabled list (blood clot, left calf)
June 25	Edwin Jackson selected from Nashville; Ryan Buchter reinstated from the 10-day DL; Liam Hendriks designated for assignment; Nick Martini optioned to Nashville	Aug. 6	Mike Fiers acquired from the Detroit Tigers for two players to be named later or cash considerations; Jeremy Bleich designated for assignment
June 27	Chris Bassitt recalled from Nashville; Daniel Mengden placed on 10-day disabled list retroactive to June 24 (sprained right foot)	Aug. 7	Chad Pinder reinstated from the disabled list; Franklin Barreto, Ryan Dull and J.B. Wendelken optioned to Nashville
July 2	Liam Hendriks outrighted to Nashville; Matt Chapman sent to Stockton on a rehab assignment	Aug. 9	Fernando Rodney acquired from the Minnesota Twins for minor leaguer Dakota Chalmers; Chris Hatcher designated for assignment
July 3	Matt Chapman reinstated from the disabled list; Franklin Barreto optioned to Nashville	Aug. 10	Jeremy Bleich outrighted to Nashville
July 6	Daniel Mengden sent to Nashville on a rehab assignment	Aug. 12	Chris Hatcher outrighted to Nashville
July 7	Nick Martini recalled from Nashville; Matt Joyce placed on 10-day disabled list retroactive to July 5 (lumbar strain); Trevor Cahill sent to Nashville on a rehab assignment	Aug. 18	Minor leaguer Nolan Blackwood sent to Detroit as one of two PTBNL in Aug. 6
July 8	Brett Anderson reinstated from the 10-day disabled list; Paul Blackburn placed on the 10-day disabled list retroactive to July 7 (right elbow lateral epicondylitis)	Aug. 21	Mike Fiers trade
July 10	Ryan Dull recalled from Nashville; Frankie Montas optioned to Nashville	Aug. 26	Matt Joyce sent to Nashville on a rehab assignment
July 12	Trevor Cahill reinstated from the 10-day disabled list; Chris Bassitt optioned to Nashville	Aug. 27	Chris Bassitt recalled from Nashville; Emilio Pagán optioned to Nashville; Emilio Pagán recalled from Nashville; Sean Manaea placed on the 10-day disabled list (left shoulder impingement)
July 13	Jeremy Bleich selected from Nashville; Josh Lucas optioned to Nashville; Andrew Triggs transferred to the 60-day disabled list	Aug. 28	Daniel Mengden recalled from Nashville; Chris Bassitt optioned to Nashville
July 14	Franklin Barreto recalled from Nashville; J.B. Wendelken selected from Nashville; Santiago Casilla designated for assignment; Ryan Dull optioned to Nashville; Daniel Mengden reinstated from 10-day disabled list and optioned to Nashville	Aug. 28	Ryan Dull recalled from Nashville; Brett Anderson placed on the 10-day disabled list (strained left forearm)
July 19	Santiago Casilla released	Aug. 30	Frankie Montas and J.B. Wendelken recalled from Nashville; Ryan Dull and Nick Martini optioned to Nashville
July 21	Jeury's Familia acquired from the New York Mets for minor leaguers Bobby Wahl and Will Toffey and \$1,000,000 international	Aug. 31	Dustin Fowler recalled from Nashville; Frankie Montas optioned to Nashville; Cory Gearrin acquired from Texas for minor league pitchers Abdiel Mendoza and Teodoro Ortega; Paul Blackburn transferred to the 60-day disabled list
		Sept. 1	Franklin Barreto and Daniel Coulombe recalled from Nashville; Chris Hatcher, Liam Hendriks, Dean Kiekhefer and Beau Taylor selected from Nashville; Matt Joyce reinstated from the disabled list; Bruce Maxwell designated for assignment; Josh Lucas and Boog Powell outrighted to Nashville; Kendall Graveman recalled

## Player Transactions, continued

	from Nashville and placed on the 60-day disabled list (right UCL surgery)	Nov. 20	Tanner Anderson acquired from Pittsburgh for a player to be named later or cash; Luis Barrera, Skye Bolt and Grant Holmes selected from Midland; James Kaprielian selected from Stockton
Sept. 3	Aaron Brooks acquired from Milwaukee for cash considerations; Danny Coulombe designated for assignment		
Sept. 5	Danny Coulombe outrighted to Nashville; Andrew Triggs sent to Stockton on a rehab assignment	Nov. 30	Mike Fiers, Cory Gearrin and Kendall Graveman not tendered contracts
Sept. 6	Bruce Maxwell outrighted to Nashville	Dec. 1	Minor leaguer Wilkin Ramos sent to Pittsburgh as PTBNL in Nov. 20 Tanner Anderson trade
Sept. 7	Chris Bassitt recalled from Nashville		
Sept. 9	Ryan Dull and Nick Martini recalled from Nashville	Dec. 11	Free agent Chris Herrmann agrees to terms on a one-year contract
Sept. 11	Frankie Montas recalled from Nashville	Dec. 21	Acquired Jurickson Profar from Texas in a three-team trade in which the A's sent minor leaguer Eli White and international bonus slot cash to Texas and pitcher Emilio Pagán and the A's Competitive Balance Round A pick in the 2019 First-Year Player Draft to Tampa Bay; Rangers sent minor leaguer Rollie Lacy to the Rays and Tampa Bay sent minor leaguers Kyle Bird, Brock Burke and Yoel Espinal to Texas; free agent Joakim Soria agrees to terms on a two-year contract.
Sept. 13	Brett Anderson reinstated from the disabled list		
Sept. 18	Andrew Triggs returned from rehab	Dec. 24	Free agent Mike Fiers agrees to terms on a two-year contract
Sept. 19	Minor league RHP Logan Shore sent to Detroit as one of two PTBNL in Aug. 6 Mike Fiers trade	Jan. 22	Parker Bridwell claimed off waivers from the Los Angeles Angels
Oct. 2	Sean Manaea reinstated from the disabled list	Jan. 25	Free agent Marco Estrada agrees to terms on a one-year contract; Parker Bridwell outrighted to Las Vegas
Oct. 15	Chris Hatcher, Dean Kiekhefer and Jake Smolinski outrighted to Las Vegas		
Oct. 29	Brett Anderson, Trevor Cahill, Jeurys Familia, Edwin Jackson, Matt Joyce, Shawn Kelley, Jed Lowrie and Jonathan Lucroy elected free agency; Paul Blackburn, Jharel Cotton, Daniel Gossett and Andrew Triggs reinstated from the 60-day disabled list		
Oct. 31	Fernando Rodney contract option exercised; Kendall Graveman reinstated from the 60-day disabled list		
Nov. 2	Beau Taylor outrighted to Las Vegas		

## 2018 RELIEF PITCHER EFFECTIVENESS

	Inherited Runners	Inherited Runners Scored	Inherited Runners Scored Percent	First Batters	Save Situations
Bassitt	0	0	0.0	0 for 3 (bb)	0 for 0
Bleich	3	2	66.7	2 for 2	0 for 0
Brooks	2	1	50.0	0 for 2 (bb)	0 for 0
Buchter	30	2	6.7	13 for 52 (2 bb)	0 for 0
Cahill	0	0	0.0	0 for 1	0 for 0
Casilla	9	5	55.6	3 for 21 (4 bb, sf)	1 for 1
Coulombe	19	6	31.6	7 for 24 (2 bb, sf)	0 for 0
Dull	16	5	31.3	6 for 26 (bb, sf)	0 for 0
Familia	3	1	33.3	3 for 28 (2 bb)	1 for 3
Fiers	0	0	0.0	1 for 1	0 for 0
Font	0	0	0.0	2 for 4	0 for 0
Gearrin	0	0	0.0	2 for 5 (bb)	0 for 0
Hatcher	9	5	55.6	10 for 32 (2 bb)	0 for 2
Hendriks	11	4	36.4	6 for 15 (bb, sf)	0 for 0
Kelley	16	3	18.8	3 for 15 (3 bb, sf)	0 for 1
Kiekhefer	2	1	50.0	4 for 4	0 for 0
Lucas	4	4	100.0	2 for 5 (bb, hb)	0 for 0
Mengden	0	0	0.0	0 for 5	0 for 0
Montas	0	0	0.0	1 for 2	0 for 0
Pagan	18	7	38.9	14 for 50 (4 bb, hb)	0 for 0
Petit	31	14	45.2	19 for 73 (bb)	0 for 2
Ramirez	0	0	0.0	0 for 3	0 for 0
Rodney	3	0	0.0	5 for 19 (3 bb)	0 for 1
Smolinski	0	0	0.0	1 for 1	0 for 0
Trainen	19	6	31.6	7 for 64 (4 bb)	38 for 43
Trivino	38	13	34.2	17 for 63 (4 bb, sh)	4 for 9
Wendelken	5	4	80.0	3 for 12 (bb)	0 for 0





# STATS AT THE ALL-STAR BREAK

PLAYER	AVG	G	AB	R	H	TB	2B	3B	HR	RBI	SH	SF	HP	BB	IBB	SO	SB	CS	GI				E	SLG	OBP
																			DP	DP	DP	DP			
+Barreto,F	.212	18	52	7	11	23	3	0	3	10	0	0	1	1	0	23	0	0	1	2	.442	.241			
Canha,M	.261	75	245	39	64	114	14	0	12	38	0	1	4	25	3	63	0	1	3	0	.465	.338			
Chapman,M	.250	81	288	48	72	125	17	3	10	29	0	1	6	35	0	78	1	2	9	11	.434	.342			
Davis,K	.248	87	330	51	82	166	19	1	21	64	0	4	8	31	1	100	0	0	11	0	.503	.324			
+Fowler,D	.235	52	170	15	40	63	3	1	6	20	0	2	1	7	0	41	5	4	1	1	.371	.267			
Joyce,M	.203	63	192	30	39	69	9	0	7	13	1	2	1	30	1	51	0	2	2	1	.359	.311			
Lowrie,J	.285	94	362	43	103	178	25	1	16	62	0	2	2	40	0	80	0	0	3	2	.492	.357			
Lucroy,J	.241	73	253	23	61	79	13	1	1	27	1	2	2	19	1	42	0	0	6	8	.312	.297			
+Martini,N	.222	9	18	1	4	6	2	0	0	3	0	0	0	0	0	4	0	0	0	0	.333	.222			
Maxwell	.182	18	55	5	10	17	4	0	1	6	0	1	0	2	0	13	0	0	3	0	.309	.207			
Olson,M	.235	97	349	50	82	155	16	0	19	47	0	1	7	40	2	100	2	1	8	4	.444	.325			
Phegley,J	.225	14	40	7	9	18	3	0	2	9	0	2	0	3	0	11	0	0	0	0	.450	.267			
Pinder,C	.260	65	196	29	51	91	8	1	10	22	0	0	4	17	1	60	1	0	4	5	.464	.332			
Piscotty,S	.264	88	311	43	82	142	24	0	12	46	0	3	6	24	0	69	1	0	13	2	.457	.326			
Powell,B	.167	7	24	3	4	7	1	1	0	0	0	0	0	1	0	6	1	1	1	1	.292	.200			
Semien,M	.254	94	390	51	99	144	20	2	7	33	1	5	0	32	0	81	10	4	7	16	.369	.307			
Smolinski	.128	19	39	2	5	8	1	1	0	2	0	0	1	1	0	10	1	0	4	0	.205	.171			
Thompson,T	.143	3	7	1	1	1	0	0	0	0	0	0	0	0	0	4	0	0	0	0	.143	.143			
PITCHERS	.133	97	15	1	2	2	0	0	0	1	0	0	0	0	0	4	0	0	1	8	.133	.133			
OAKLAND	.246	97	3336	449	821	1408	182	12	127	432	3	26	43	308	9	840	21	16	77	61	.422	.316			
OPPONENT	.243	97	3338	425	811	1336	167	11	112	402	14	18	35	283	11	715	64	29	70	57	.400	.307			

PITCHER	W	L	ERA	G	GS	CG	GF	SHO	SV	IP	H	R	ER	HR	HB	BB	IBB	SO	WP	BK	AVG	OPP
																						AVG
Anderson,	1	2	6.08	6	6	0	0	0	0	23.2	36	18	16	3	1	8	0	12	2	0	.356	
Bassitt,C	2	3	3.38	6	6	0	0	0	0	32.0	30	17	12	2	2	12	0	25	2	0	.236	
Blackburn	2	3	7.16	6	6	0	0	0	0	27.2	33	23	22	2	2	6	0	19	1	0	.303	
+Bleich,J	0	0	0.00	1	0	0	0	0	0	0.0	1	2	2	0	1	0	0	0	0	0	1.000	
Buchter,R	2	0	1.83	24	0	0	1	0	0	19.2	16	6	4	1	0	7	1	21	1	0	.222	
Cahill,T	1	2	3.10	9	9	0	0	0	0	52.1	40	19	18	4	2	14	0	50	6	0	.214	
Casilla,S	0	0	3.16	26	0	0	12	0	1	31.1	18	11	11	0	4	20	0	22	4	0	.170	
Coulombe,	1	1	4.56	26	0	0	3	0	0	23.2	23	13	12	5	0	11	0	26	2	0	.271	
Dull,R	0	0	6.00	20	0	0	3	0	0	18.0	21	12	12	3	0	5	0	17	3	0	.300	
+Font,W	0	0	14.85	4	0	0	2	0	0	6.2	13	11	11	5	0	4	0	9	1	0	.394	
Gossett,D	0	3	5.18	5	5	0	0	0	0	24.1	25	14	14	5	1	8	0	12	1	0	.269	
Graveman,	1	5	7.60	7	7	0	0	0	0	34.1	44	32	29	9	1	13	0	27	2	0	.306	
Hatcher,C	3	2	4.70	27	0	0	9	0	0	30.2	38	19	16	5	1	15	0	25	0	0	.299	
Hendriks,	0	0	7.36	13	0	0	1	0	0	11.0	17	9	9	3	0	7	0	12	1	0	.362	
Jackson	1	1	2.59	4	4	0	0	0	0	24.1	17	8	7	2	1	7	1	17	0	1	.193	
+Lucas,J	0	0	6.28	8	1	0	4	0	0	14.1	16	11	10	1	1	9	0	14	0	0	.286	
Manaea,S	9	6	3.42	20	20	1	0	1	0	123.2	99	49	47	18	8	24	0	83	8	0	.214	
Mengden,D	6	6	4.47	16	16	1	0	1	0	90.2	87	50	45	15	2	19	0	55	6	0	.247	
Montas,F	5	2	3.35	8	8	0	0	0	0	48.1	52	20	18	2	2	15	0	30	4	0	.280	
Pagan,E	2	0	3.54	33	0	0	9	0	0	40.2	37	16	16	7	2	13	1	39	3	0	.236	
Petit,Y	4	2	3.20	44	0	0	8	0	0	59.0	53	22	21	8	0	9	2	44	1	0	.239	
+Ramirez,C	0	0	3.00	3	0	0	1	0	0	6.0	2	2	2	0	1	4	0	2	1	0	.111	
Smolinski	0	0	18.00	1	0	0	1	0	0	1.0	2	2	2	1	0	0	0	0	0	0	.400	
Treinen,B	5	2	0.94	40	0	0	33	0	24	48.0	31	9	5	1	0	16	3	61	3	0	.174	
Triggs,A	3	1	5.23	9	9	0	0	0	0	41.1	37	24	24	7	3	18	0	43	3	0	.231	
+Trivino,L	7	1	1.22	36	0	0	8	0	4	44.1	23	6	6	3	0	19	3	50	2	1	.152	
OAKLAND	55	42	4.01	97	97	2	95	7	29	877.0	811	425	391	112	35	283	11	715	57	2	.243	
OPPONENTS	42	55	4.29	97	97	0	97	6	22	874.2	821	449	417	127	43	308	9	840	35	1	.246	

# STATS AFTER THE ALL-STAR BREAK

PLAYER	AVG	G	AB	R	H	TB	2B	3B	HR	RBI	SH	SF	HP	BB	IBB	SO	SB	CS	DP	GI		
																				E	SLG	OBP
+Barreto,F	.286	14	21	3	6	13	1	0	2	6	0	0	0	0	0	6	0	0	2	0	.619	.286
Canha,M	.225	47	120	21	27	50	8	0	5	14	0	1	6	9	0	25	1	1	8	0	.417	.309
Chapman,M	.309	64	259	52	80	153	25	3	14	39	0	1	3	23	0	68	0	0	9	9	.591	.371
Davis,K	.244	64	246	47	60	150	9	0	27	59	0	3	4	28	4	75	0	0	5	0	.610	.327
+Fowler,D	.136	17	22	4	3	5	0	1	0	3	0	0	0	1	0	6	1	0	1	0	.227	.174
Joyce,M	.267	20	15	4	4	4	0	0	0	2	0	0	0	5	1	2	0	0	1	0	.267	.450
+Laureano,R	.288	48	156	27	45	74	12	1	5	19	0	2	2	16	0	50	7	1	0	1	.474	.358
Lowrie,J	.239	63	234	35	56	89	12	0	7	37	0	1	1	38	1	48	0	0	5	2	.380	.347
Lucroy,J	.241	53	162	18	39	56	8	0	3	24	0	4	1	10	0	23	0	0	6	2	.346	.282
+Martini,N	.306	46	134	25	41	57	7	3	1	16	0	1	5	21	1	32	0	0	0	2	.425	.416
Olson,M	.264	65	231	35	61	108	17	0	10	37	0	1	1	30	1	63	0	0	5	3	.468	.350
Phegley,J	.189	25	53	6	10	14	4	0	0	6	0	0	1	3	0	16	0	0	3	1	.264	.246
Pinder,C	.255	45	102	14	26	39	4	0	3	5	2	0	2	10	0	28	0	1	0	1	.382	.333
Piscotty,S	.272	63	235	35	64	126	17	0	15	42	0	2	6	18	0	45	1	0	8	1	.536	.337
Semien,M	.256	65	242	38	62	101	15	0	8	37	1	2	1	29	1	50	4	2	5	4	.417	.336
+Taylor,B	.200	7	5	0	1	2	1	0	0	0	0	0	0	1	0	2	0	0	0	0	.400	.333
PITCHERS	.167	65	6	0	1	1	0	0	0	0	0	0	0	0	2	0	0	1	2	1	.167	.167
<b>OAKLAND</b>	<b>.261</b>	<b>65</b>	<b>2243</b>	<b>364</b>	<b>586</b>	<b>1042</b>	<b>140</b>	<b>8</b>	<b>100</b>	<b>346</b>	<b>3</b>	<b>18</b>	<b>33</b>	<b>242</b>	<b>9</b>	<b>541</b>	<b>14</b>	<b>5</b>	<b>59</b>	<b>28</b>	<b>.465</b>	<b>.340</b>
<b>OPPONENT</b>	<b>.226</b>	<b>65</b>	<b>2179</b>	<b>249</b>	<b>492</b>	<b>825</b>	<b>101</b>	<b>8</b>	<b>72</b>	<b>241</b>	<b>9</b>	<b>12</b>	<b>18</b>	<b>191</b>	<b>8</b>	<b>522</b>	<b>34</b>	<b>17</b>	<b>40</b>	<b>32</b>	<b>.379</b>	<b>.292</b>

REVIEW

PITCHER	W	L	ERA	G	GS	CG	GF	SHO	SV	IP	H	R	ER	HR	HB	BB	IBB	SO	WP	BK	AVG	OPP
																						AVG
Anderson,	3	3	3.81	11	11	0	0	0	0	56.2	54	24	24	7	1	5	0	35	1	0	.251	
Bassitt,C	0	0	2.30	5	1	0	0	0	0	15.2	10	4	4	2	2	7	0	16	0	0	.185	
+Bleich,J	0	0	0.00	1	0	0	0	0	0	0.1	1	0	0	0	0	0	0	1	0	0	.500	
Brooks,A	0	0	0.00	3	0	0	2	0	0	2.2	1	0	0	0	0	2	0	1	0	0	.125	
Buchter,R	4	0	3.66	30	0	0	3	0	0	19.2	16	11	8	3	0	8	0	20	0	0	.216	
Cahill,T	6	2	4.37	12	11	0	0	0	0	57.2	50	33	28	4	3	27	0	50	2	0	.238	
Coulombe,	0	0	0.00	1	0	0	0	0	0	0.0	1	0	0	0	0	0	0	0	0	0	1.000	
Dull,R	0	0	0.00	8	0	0	0	0	0	7.1	1	0	0	0	0	2	0	4	0	0	.048	
Familia,J	4	2	3.45	30	0	0	7	0	1	31.1	24	13	12	2	0	14	0	40	1	0	.205	
Fiers,M	5	2	3.74	10	9	0	0	0	0	53.0	45	22	22	12	3	11	0	52	2	0	.228	
Gearrin,C	0	0	6.00	6	0	0	1	0	0	6.0	10	4	4	0	1	2	0	2	3	0	.385	
Hatcher,C	0	1	6.35	7	0	0	5	0	0	5.2	5	4	4	2	0	2	1	5	0	0	.227	
Hendriks,	0	1	1.38	12	8	0	0	0	0	13.0	8	2	2	0	1	3	0	10	0	0	.178	
Jackson	5	2	3.59	13	13	0	0	0	0	67.2	58	29	27	10	1	30	0	51	5	0	.231	
Kelley,S	1	0	2.16	19	0	0	3	0	0	16.2	7	4	4	0	0	6	2	18	2	0	.127	
Kiekhefer	0	0	18.00	4	0	0	0	0	0	2.0	7	4	4	1	0	1	1	1	1	0	.583	
Manaea,S	3	3	4.14	7	7	0	0	0	0	37.0	42	18	17	3	0	8	1	25	1	0	.290	
Mengden,D	1	0	2.52	6	1	0	0	0	0	25.0	16	8	7	3	1	7	0	17	0	0	.180	
Montas,F	0	2	5.40	5	3	0	1	0	0	16.2	22	14	10	3	0	6	0	13	1	0	.319	
Pagan,E	1	1	5.91	22	0	0	8	0	0	21.1	18	14	14	6	1	6	0	24	0	0	.220	
Petit,Y	3	1	2.65	30	0	0	4	0	0	34.0	23	10	10	5	0	9	2	32	0	0	.189	
Rodney,F	1	1	3.92	22	0	0	1	0	0	20.2	20	9	9	2	1	13	0	20	4	0	.253	
Treinen,B	4	0	0.56	28	0	0	25	0	14	32.1	15	3	2	1	1	5	0	39	3	0	.133	
+Trivino,L	1	2	5.46	33	1	0	2	0	0	29.2	30	18	18	5	2	12	1	32	2	0	.265	
+Wendelken	0	0	0.54	13	0	0	3	0	0	16.2	8	1	1	1	0	5	0	14	1	0	.140	
<b>OAKLAND</b>	<b>42</b>	<b>23</b>	<b>3.52</b>	<b>65</b>	<b>65</b>	<b>0</b>	<b>65</b>	<b>7</b>	<b>15</b>	<b>588.2</b>	<b>492</b>	<b>249</b>	<b>230</b>	<b>72</b>	<b>18</b>	<b>191</b>	<b>8</b>	<b>522</b>	<b>29</b>	<b>0</b>	<b>.226</b>	
<b>OPPONENTS</b>	<b>23</b>	<b>42</b>	<b>5.30</b>	<b>65</b>	<b>65</b>	<b>0</b>	<b>65</b>	<b>1</b>	<b>15</b>	<b>577.2</b>	<b>586</b>	<b>364</b>	<b>340</b>	<b>100</b>	<b>33</b>	<b>242</b>	<b>9</b>	<b>541</b>	<b>30</b>	<b>0</b>	<b>.261</b>	

# STATS IN MARCH/APRIL

PLAYER	AVG	G	AB	R	H	TB	2B	3B	HR	RBI	SH	SF	HP	BB	IBB	SO	SB	CS	GI			E	SLG	OBP
																			DP	DP	DP			
+Barreto,F	.000	1	0	0	0	0	0	0	0	0	0	0	0	0	0	0	0	0	0	0	0	0	.000	.000
Canha,M	.308	15	52	11	16	31	3	0	4	11	0	0	0	4	0	12	0	0	1	0	.596	.357		
Chapman,M	.269	28	104	21	28	55	3	3	6	15	0	0	2	13	0	28	0	0	2	2	.529	.361		
Davis,K	.234	28	111	12	26	54	7	0	7	23	0	1	4	10	0	32	0	0	4	0	.486	.317		
Joyce,M	.206	25	68	10	14	25	5	0	2	4	1	1	1	17	1	15	0	1	1	1	.368	.368		
Lowrie,J	.339	28	115	13	39	67	8	1	6	27	0	0	0	11	0	24	0	0	1	1	.583	.397		
Lucroy,J	.267	21	75	9	20	25	5	0	0	7	0	0	1	7	0	8	0	0	2	3	.333	.337		
Maxwell	.148	9	27	2	4	6	2	0	0	3	0	1	0	2	0	6	0	0	2	0	.222	.200		
Olson,M	.257	28	101	13	26	38	3	0	3	12	0	0	3	10	1	39	2	0	0	1	.376	.342		
Pinder,C	.317	14	41	7	13	25	3	0	3	5	0	0	2	2	0	17	0	0	0	0	.610	.378		
Piscotty,S	.278	27	97	11	27	37	7	0	1	12	0	2	3	8	0	20	0	0	5	1	.381	.345		
Powell,B	.167	7	24	3	4	7	1	1	0	0	0	0	0	1	0	6	1	1	1	1	.292	.200		
Semien,M	.275	28	120	24	33	50	8	0	3	13	0	3	0	11	0	33	2	0	2	7	.417	.328		
Smolinski,	.120	13	25	2	3	6	1	1	0	2	0	0	1	1	0	7	1	0	4	0	.240	.185		
Thompson,T	.143	3	7	1	1	1	0	0	0	0	0	0	0	0	0	4	0	0	0	0	.143	.143		
PITCHERS	.250	28	4	1	1	1	0	0	0	1	0	0	0	0	0	1	0	0	0	4	.250	.250		
OAKLAND	.263	28	971	140	255	428	56	6	35	135	1	8	17	97	2	252	6	2	25	21	.441	.338		
OPPONENT	.257	28	974	137	250	410	46	3	36	128	4	8	7	67	2	211	21	9	19	8	.421	.307		

PITCHER	W	L	ERA	G	GS	CG	GF	SHO	SV	IP	H	R	ER	HR	HB	BB	IBB	SO	WP	BK	AVG	OPP
																						AVG
Buchter,R	1	0	1.69	13	0	0	0	0	0	10.2	10	4	2	1	0	4	0	11	1	0	.250	
Cahill,T	1	1	3.00	3	3	0	0	0	0	18.0	13	7	6	2	0	5	0	19	3	0	.206	
Casilla,S	0	0	3.27	8	0	0	7	0	1	11.0	3	4	4	0	1	2	0	10	1	0	.088	
Coulombe,	0	1	7.20	10	0	0	0	0	0	10.0	11	9	8	3	0	5	0	7	0	0	.306	
Dull,R	0	0	3.60	5	0	0	0	0	0	5.0	3	2	2	1	0	2	0	5	1	0	.176	
+Font,W	0	0	13.50	1	0	0	0	0	0	2.0	3	3	3	3	0	0	0	3	0	0	.333	
Gossett,D	0	1	11.05	2	2	0	0	0	0	7.1	11	9	9	1	1	3	0	3	1	0	.355	
Graveman,	0	5	8.89	6	6	0	0	0	0	28.1	41	28	28	7	1	11	0	23	2	0	.336	
Hatcher,C	2	0	9.82	9	0	0	4	0	0	7.1	15	9	8	3	0	3	0	6	0	0	.405	
Hendriks,	0	0	9.00	6	0	0	0	0	0	3.0	7	3	3	1	0	3	0	1	1	0	.538	
+Lucas,J	0	0	0.00	1	0	0	1	0	0	3.0	2	0	0	0	0	1	0	0	0	0	.222	
Manaea,S	4	2	1.03	6	6	1	0	1	0	43.2	20	6	5	4	1	7	0	37	3	0	.134	
Mengden,D	2	3	4.68	6	6	0	0	0	0	32.2	37	21	17	2	0	4	0	24	4	0	.276	
Pagan,E	0	0	5.93	12	0	0	6	0	0	13.2	20	9	9	4	1	4	1	7	1	0	.333	
Petit,Y	0	0	3.07	13	0	0	3	0	0	14.2	15	6	5	1	0	0	0	9	0	0	.254	
Treinen,B	1	1	1.50	8	0	0	4	0	3	12.0	12	5	2	1	0	3	1	14	1	0	.240	
Triggs,A	2	0	4.70	5	5	0	0	0	0	23.0	22	12	12	2	2	9	0	23	2	0	.247	
+Trivino,L	1	0	0.00	4	0	0	2	0	0	5.2	5	0	0	0	0	1	0	9	0	0	.227	
OAKLAND	14	14	4.41	28	28	1	27	1	4	251.0	250	137	123	36	7	67	2	211	21	0	.257	
OPPONENTS	14	14	4.82	28	28	0	28	2	8	252.0	255	140	135	35	17	97	2	252	11	1	.263	

# STATS IN MAY

PLAYER	AVG	G	AB	R	H	TB	2B	3B	HR	RBI	SH	SF	HP	BB	IBB	SO	SB	CS	GI				
																			DP	E	SLG	OBP	
+Barreto,F	.000	4	6	0	0	0	0	0	0	0	0	0	0	1	0	3	0	0	0	0	1	.000	.143
Canha,M	.183	25	82	8	15	28	4	0	3	9	0	0	1	7	2	26	0	0	0	0	0	.341	.256
Chapman,M	.186	29	102	12	19	33	5	0	3	8	0	0	0	12	0	30	0	1	5	6	.324	.272	
Davis,K	.240	20	75	12	18	39	3	0	6	15	0	1	1	6	0	22	0	0	3	0	.520	.301	
+Fowler,D	.174	17	46	4	8	14	1	1	1	7	0	1	0	5	0	8	3	2	0	1	.304	.250	
Joyce,M	.194	28	93	12	18	36	3	0	5	8	0	0	0	9	0	28	0	1	1	0	.387	.265	
Lowrie,J	.255	28	106	7	27	42	6	0	3	12	0	2	0	12	0	25	0	0	0	0	.396	.325	
Lucroy,J	.240	22	75	6	18	27	6	0	1	5	1	0	1	4	0	16	0	0	0	2	.360	.288	
Maxwell	.160	8	25	2	4	6	2	0	0	1	0	0	0	0	0	7	0	0	1	0	.240	.160	
Olson,M	.216	29	102	12	22	49	9	0	6	9	0	0	1	11	0	25	0	1	2	2	.480	.298	
Phegley,J	.250	2	4	0	1	2	1	0	0	1	0	0	0	0	0	1	0	0	0	0	.500	.250	
Pinder,C	.212	22	66	9	14	23	3	0	2	7	0	0	0	8	1	22	0	1	2	3	.348	.297	
Piscotty,S	.160	22	75	9	12	23	5	0	2	7	0	0	0	4	0	19	0	0	2	0	.307	.203	
Semien,M	.261	27	115	11	30	40	4	0	2	11	0	1	0	9	0	26	2	4	0	2	.348	.312	
Smolinski,	.111	3	9	0	1	1	0	0	0	0	0	0	0	0	0	2	0	0	0	0	.111	.111	
PITCHERS	.000	29	0	0	0	0	0	0	0	0	0	0	0	0	0	0	0	0	0	0	.000	.000	
<b>OAKLAND</b>	<b>.211</b>	<b>29</b>	<b>981</b>	<b>104</b>	<b>207</b>	<b>363</b>	<b>52</b>	<b>1</b>	<b>34</b>	<b>100</b>	<b>1</b>	<b>5</b>	<b>4</b>	<b>88</b>	<b>3</b>	<b>260</b>	<b>5</b>	<b>10</b>	<b>16</b>	<b>17</b>	<b>.370</b>	<b>.277</b>	
<b>OPPONENT</b>	<b>.238</b>	<b>29</b>	<b>1008</b>	<b>114</b>	<b>240</b>	<b>389</b>	<b>47</b>	<b>3</b>	<b>32</b>	<b>111</b>	<b>6</b>	<b>4</b>	<b>10</b>	<b>91</b>	<b>4</b>	<b>219</b>	<b>20</b>	<b>6</b>	<b>22</b>	<b>23</b>	<b>.386</b>	<b>.306</b>	

PITCHER	W	L	ERA	G	GS	CG	GF	SHO	SV	IP	H	R	ER	HR	HB	BB	IBB	SO	WP	BK	AVG
Cahill,T	0	1	1.73	4	4	0	0	0	0	26.0	17	5	5	2	1	4	0	22	2	0	.185
Casilla,S	0	0	3.38	8	0	0	3	0	0	10.2	8	4	4	0	1	12	0	4	2	0	.211
Coulombe,	1	0	3.12	10	0	0	3	0	0	8.2	7	3	3	1	0	2	0	15	2	0	.226
Dull,R	0	0	7.00	10	0	0	2	0	0	9.0	15	7	7	2	0	2	0	9	1	0	.385
+Font,W	0	0	15.43	3	0	0	2	0	0	4.2	10	8	8	2	0	4	0	6	1	0	.417
Gossett,D	0	2	3.00	2	2	0	0	0	0	12.0	12	4	4	3	0	3	0	8	0	0	.261
Graveman,	1	0	1.50	1	1	0	0	0	0	6.0	3	4	1	2	0	2	0	4	0	0	.136
Hatcher,C	1	2	1.35	9	0	0	4	0	0	13.1	13	4	2	1	0	5	0	10	0	0	.255
+Lucas,J	0	0	4.26	3	1	0	0	0	0	6.1	6	3	3	0	0	5	0	10	0	0	.261
Manaea,S	1	4	7.18	6	6	0	0	0	0	31.1	39	26	25	6	6	7	0	19	3	0	.295
Mengden,D	4	1	1.51	6	6	1	0	1	0	41.2	27	8	7	4	0	4	0	24	1	0	.181
Montas,F	1	0	1.50	1	1	0	0	0	0	6.0	3	1	1	0	0	2	0	7	0	0	.150
Pagan,E	1	0	0.00	3	0	0	0	0	0	6.1	2	0	0	0	0	3	0	7	0	0	.095
Petit,Y	2	1	3.26	13	0	0	2	0	0	19.1	19	7	7	1	0	5	1	15	1	0	.257
+Ramirez,C	0	0	0.00	1	0	0	0	0	0	2.0	1	0	0	0	1	1	0	0	0	0	.167
Treinen,B	1	0	0.59	14	0	0	11	0	10	15.1	8	1	1	0	0	5	2	19	2	0	.151
Triggs,A	1	1	5.89	4	4	0	0	0	0	18.1	15	12	12	5	1	9	0	20	1	0	.211
+Trivino,L	1	0	1.26	13	0	0	1	0	0	14.1	10	2	2	0	0	10	1	12	0	1	1.200
<b>OAKLAND</b>	<b>15</b>	<b>14</b>	<b>3.54</b>	<b>29</b>	<b>29</b>	<b>1</b>	<b>28</b>	<b>2</b>	<b>10</b>	<b>266.2</b>	<b>240</b>	<b>114</b>	<b>105</b>	<b>32</b>	<b>10</b>	<b>91</b>	<b>4</b>	<b>219</b>	<b>18</b>	<b>1</b>	<b>.238</b>
<b>OPPONENTS</b>	<b>14</b>	<b>15</b>	<b>3.17</b>	<b>29</b>	<b>29</b>	<b>0</b>	<b>29</b>	<b>3</b>	<b>9</b>	<b>264.1</b>	<b>207</b>	<b>104</b>	<b>93</b>	<b>34</b>	<b>4</b>	<b>88</b>	<b>3</b>	<b>260</b>	<b>6</b>	<b>0</b>	<b>.211</b>

# STATS IN JUNE

PLAYER	AVG	G	AB	R	H	TB	2B	3B	HR	RBI	SH	SF	HP	BB	IBB	SO	SB	CS	GI			E	SLG	OBP
																			DP	DP	DP			
+Barreto,F	.244	12	45	7	11	23	3	0	3	10	0	0	1	0	0	20	0	0	1	1	.511	.261		
Canha,M	.299	22	67	12	20	35	6	0	3	10	0	1	1	10	1	15	0	0	1	0	.522	.392		
Chapman,M	.368	12	38	7	14	21	4	0	1	3	0	0	2	7	0	9	0	1	1	3	.553	.489		
Davis,K	.221	26	95	19	21	46	4	0	7	17	0	1	3	13	1	29	0	0	2	0	.484	.330		
+Fowler,D	.294	26	85	10	25	39	2	0	4	10	0	1	1	1	0	19	2	1	0	0	.459	.307		
Joyce,M	.208	8	24	7	5	6	1	0	0	1	0	1	0	4	0	6	0	0	0	0	.250	.310		
Lowrie,J	.276	26	105	16	29	54	10	0	5	17	0	0	1	7	0	22	0	0	2	0	.514	.327		
Lucroy,J	.268	21	71	7	19	23	2	1	0	11	0	1	0	6	1	12	0	0	2	1	.324	.321		
+Martini,N	.100	5	10	0	1	1	0	0	0	1	0	0	0	0	0	0	0	0	0	0	.100	.100		
Maxwell	.667	1	3	1	2	5	0	0	1	2	0	0	0	0	0	0	0	0	0	0	.667	.667		
Olson,M	.245	27	102	20	25	53	1	0	9	22	0	1	3	9	0	25	0	0	2	0	.520	.322		
Phegley,J	.261	8	23	4	6	14	2	0	2	6	0	1	0	1	0	8	0	0	0	0	.609	.280		
Pinder,C	.238	20	63	8	15	25	2	1	2	5	0	0	1	3	0	14	0	0	2	1	.397	.284		
Piscotty,S	.303	26	89	15	27	46	7	0	4	14	0	1	2	10	0	18	0	0	3	1	.517	.382		
Semien,M	.204	26	103	11	21	33	4	1	2	7	0	1	0	8	0	13	3	0	5	7	.320	.259		
Smolinski	.200	3	5	0	1	1	0	0	0	0	0	0	0	0	0	1	0	0	0	0	.200	.200		
PITCHERS	.000	27	5	0	0	0	0	0	0	0	0	0	0	0	0	3	0	0	1	3	.000	.000		
<b>OAKLAND</b>	<b>.259</b>	<b>27</b>	<b>933</b>	<b>144</b>	<b>242</b>	<b>425</b>	<b>48</b>	<b>3</b>	<b>43</b>	<b>136</b>	<b>0</b>	<b>9</b>	<b>15</b>	<b>79</b>	<b>3</b>	<b>214</b>	<b>5</b>	<b>2</b>	<b>22</b>	<b>17</b>	<b>.456</b>	<b>.324</b>		
<b>OPPONENT</b>	<b>.232</b>	<b>27</b>	<b>909</b>	<b>117</b>	<b>211</b>	<b>374</b>	<b>45</b>	<b>5</b>	<b>36</b>	<b>110</b>	<b>2</b>	<b>2</b>	<b>13</b>	<b>81</b>	<b>2</b>	<b>199</b>	<b>12</b>	<b>9</b>	<b>22</b>	<b>22</b>	<b>.411</b>	<b>.303</b>		

PITCHER	W	L	ERA	G	GS	CG	GF	SHO	SV	IP	H	R	ER	HR	HB	BB	IBB	SO	WP	BK	AVG	OPP
																						AVG
Bassitt,C	1	3	2.82	4	4	0	0	0	0	22.1	18	12	7	1	2	8	0	18	1	0	.205	
Blackburn	2	2	6.46	5	5	0	0	0	0	23.2	26	17	17	2	2	5	0	16	0	0	.286	
Buchter,R	1	0	7.71	4	0	0	0	0	0	2.1	3	2	2	0	0	2	1	5	0	0	.300	
Cahill,T	0	0	7.71	1	1	0	0	0	0	4.2	7	4	4	0	1	2	0	6	0	0	.389	
Casilla,S	0	0	1.69	6	0	0	0	0	0	5.1	4	1	1	0	2	3	0	6	0	0	.211	
Coulombe,	0	0	1.80	6	0	0	0	0	0	5.0	5	1	1	1	0	4	0	4	0	0	.278	
Dull,R	0	0	0.00	2	0	0	1	0	0	2.0	1	0	0	0	0	0	0	3	0	0	.167	
Gossett,D	0	0	1.80	1	1	0	0	0	0	5.0	2	1	1	1	0	2	0	1	0	0	.125	
Hatcher,C	0	0	1.29	5	0	0	0	0	0	7.0	6	1	1	0	0	5	0	6	0	0	.231	
Hendriks,	0	0	6.75	7	0	0	1	0	0	8.0	10	6	6	2	0	4	0	11	0	0	.294	
Jackson	1	0	2.13	2	2	0	0	0	0	12.2	8	3	3	2	0	0	0	13	0	0	.178	
+Lucas,J	0	0	6.75	3	0	0	3	0	0	4.0	4	4	3	1	1	1	0	3	0	0	.235	
Manaea,S	3	0	2.84	5	5	0	0	0	0	31.2	24	10	10	5	0	6	0	21	2	0	.202	
Mengden,D	0	2	11.57	4	4	0	0	0	0	16.1	23	21	21	9	2	11	0	7	1	0	.333	
Montas,F	3	1	4.11	5	5	0	0	0	0	30.2	37	16	14	2	2	11	0	15	3	0	.303	
Pagan,E	0	0	1.23	13	0	0	2	0	0	14.2	8	2	2	2	1	5	0	21	1	0	.154	
Petit,Y	0	1	4.97	12	0	0	3	0	0	12.2	12	7	7	4	0	3	1	7	0	0	.250	
+Ramirez,C	0	0	4.50	2	0	0	1	0	0	4.0	1	2	2	0	0	3	0	2	1	0	.083	
Smolinski	0	0	18.00	1	0	0	1	0	0	1.0	2	2	2	1	0	0	0	0	0	0	.400	
Treinen,B	2	0	0.68	11	0	0	11	0	8	13.1	5	1	1	0	0	4	0	16	0	0	.111	
+Trivino,L	4	1	2.45	12	0	0	4	0	3	14.2	5	4	4	3	0	2	0	18	2	0	.102	
<b>OAKLAND</b>	<b>17</b>	<b>10</b>	<b>4.07</b>	<b>27</b>	<b>27</b>	<b>0</b>	<b>27</b>	<b>2</b>	<b>11</b>	<b>241.0</b>	<b>211</b>	<b>117</b>	<b>109</b>	<b>36</b>	<b>13</b>	<b>81</b>	<b>2</b>	<b>199</b>	<b>11</b>	<b>0</b>	<b>.232</b>	
<b>OPPONENTS</b>	<b>10</b>	<b>17</b>	<b>4.81</b>	<b>27</b>	<b>27</b>	<b>0</b>	<b>27</b>	<b>1</b>	<b>5</b>	<b>239.1</b>	<b>242</b>	<b>144</b>	<b>128</b>	<b>43</b>	<b>15</b>	<b>79</b>	<b>3</b>	<b>214</b>	<b>12</b>	<b>0</b>	<b>.259</b>	

# STATS IN JULY

PLAYER	AVG	G	AB	R	H	TB	2B	3B	HR	RBI	SH	SF	HP	BB	IBB	SO	SB	CS	GI			E	SLG	OBP
																			DP	DP	DP			
+Barreto,F	.167	4	6	0	1	1	0	0	0	0	0	0	0	0	0	2	0	0	0	0	0	.167	.167	
Canha,M	.291	24	79	15	23	39	4	0	4	12	0	1	2	7	0	16	1	2	5	0	.494	.360		
Chapman,M	.322	24	90	22	29	51	9	2	3	9	0	1	3	11	0	20	1	0	3	1	.567	.410		
Davis,K	.323	25	99	18	32	68	7	1	9	29	0	3	0	8	1	32	0	0	2	0	.687	.364		
+Fowler,D	.176	16	51	4	9	14	0	1	1	4	0	0	0	1	0	16	1	1	1	0	.275	.192		
Joyce,M	.286	2	7	1	2	2	0	0	0	0	0	0	0	0	0	2	0	0	0	0	.286	.286		
.188	24	80	12	15	27	3	0	3	12	0	0	2	19	0	22	0	0	0	0	1	.338	.356		
Lowrie,J	.177	19	62	5	11	17	3	0	1	13	0	3	0	7	0	10	0	0	2	2	.274	.250		
+Martini,N	.394	15	33	8	13	20	5	1	0	6	0	0	3	6	1	8	0	0	0	0	.606	.524		
Olson,M	.220	25	91	12	20	35	6	0	3	9	0	0	1	16	1	23	0	0	4	4	.385	.343		
Phegley,J	.217	8	23	4	5	6	1	0	0	3	0	1	0	3	0	5	0	0	0	0	.261	.296		
Pinder,C	.310	15	42	6	13	23	1	0	3	6	1	0	2	5	0	10	0	0	0	1	.548	.408		
Piscotty,S	.273	25	99	13	27	59	8	0	8	18	0	0	2	6	0	20	2	0	4	1	.596	.327		
Semien,M	.283	25	99	13	28	39	9	1	0	8	2	0	0	12	0	17	4	1	3	2	.394	.360		
PITCHERS	.167	25	12	0	2	2	0	0	0	0	0	0	0	0	0	2	0	0	1	1	.167	.167		
<b>OAKLAND</b>	<b>.263</b>	<b>25</b>	<b>873</b>	<b>133</b>	<b>230</b>	<b>403</b>	<b>56</b>	<b>6</b>	<b>35</b>	<b>129</b>	<b>3</b>	<b>9</b>	<b>15</b>	<b>101</b>	<b>3</b>	<b>205</b>	<b>9</b>	<b>4</b>	<b>25</b>	<b>13</b>	<b>.462</b>	<b>.347</b>		
<b>OPPONENT</b>	<b>.242</b>	<b>25</b>	<b>857</b>	<b>107</b>	<b>207</b>	<b>335</b>	<b>55</b>	<b>2</b>	<b>23</b>	<b>101</b>	<b>7</b>	<b>7</b>	<b>7</b>	<b>79</b>	<b>5</b>	<b>195</b>	<b>15</b>	<b>8</b>	<b>13</b>	<b>14</b>	<b>.391</b>	<b>.308</b>		

PITCHER	W	L	ERA	G	GS	CG	GF	SHO	SV	IP	H	R	ER	HR	HB	BB	IBB	SO	WP	BK	AVG
Anderson,	2	1	3.98	4	4	0	0	0	0	20.1	25	9	9	3	2	4	0	11	0	0	.309
Bassitt,C	1	0	4.66	2	2	0	0	0	0	9.2	12	5	5	1	0	4	0	7	1	0	.308
Blackburn	0	1	11.25	1	1	0	0	0	0	4.0	7	6	5	0	0	1	0	3	1	0	.389
+Bleich,J	0	0	54.00	2	0	0	0	0	0	0.1	2	2	2	0	1	0	0	1	0	0	.667
Buchter,R	0	0	3.72	12	0	0	2	0	0	9.2	10	7	4	2	0	3	0	9	0	0	.256
Cahill,T	2	0	4.87	4	4	0	0	0	0	20.1	17	11	11	2	1	11	0	18	2	0	.236
Casilla,S	0	0	4.15	4	0	0	2	0	0	4.1	3	2	2	0	0	3	0	2	1	0	.200
Dull,R	0	0	11.57	4	0	0	0	0	0	2.1	2	3	3	0	0	1	0	0	1	0	.222
Familia,J	2	0	0.00	5	0	0	1	0	0	7.0	3	1	0	0	0	2	0	8	1	0	.125
Hatcher,C	0	0	7.11	7	0	0	3	0	0	6.1	5	5	5	1	1	4	1	6	0	0	.208
Jackson	1	2	3.86	5	5	0	0	0	0	28.0	23	13	12	3	1	13	1	19	2	1	.219
+Lucas,J	0	0	36.00	1	0	0	0	0	0	1.0	4	4	4	0	0	2	0	1	0	0	.571
Manaea,S	1	1	3.77	5	5	0	0	0	0	28.2	29	12	12	4	1	4	0	16	1	0	.264
Montas,F	1	2	3.86	4	4	0	0	0	0	21.0	25	10	9	2	0	6	0	17	2	0	.305
Pagan,E	1	0	6.10	11	0	0	3	0	0	10.1	10	7	7	1	0	2	0	9	1	0	.250
Petit,Y	3	0	2.25	13	0	0	1	0	0	20.0	12	5	5	3	0	3	1	22	0	0	.174
Treinen,B	1	1	1.35	12	0	0	11	0	6	13.1	9	3	2	0	0	6	0	20	2	0	.176
+Trivino,L	2	0	0.57	13	0	0	1	0	1	15.2	6	1	1	0	0	8	2	20	0	0	.118
+Wendelken	0	0	1.80	4	0	0	1	0	0	5.0	3	1	1	1	0	2	0	6	1	0	.167
<b>OAKLAND</b>	<b>17</b>	<b>8</b>	<b>3.88</b>	<b>25</b>	<b>25</b>	<b>0</b>	<b>25</b>	<b>2</b>	<b>7</b>	<b>227.1</b>	<b>207</b>	<b>107</b>	<b>98</b>	<b>23</b>	<b>7</b>	<b>79</b>	<b>5</b>	<b>195</b>	<b>16</b>	<b>1</b>	<b>.242</b>
<b>OPPONENTS</b>	<b>8</b>	<b>17</b>	<b>5.12</b>	<b>25</b>	<b>25</b>	<b>0</b>	<b>25</b>	<b>0</b>	<b>3</b>	<b>228.1</b>	<b>230</b>	<b>133</b>	<b>130</b>	<b>35</b>	<b>15</b>	<b>101</b>	<b>3</b>	<b>205</b>	<b>9</b>	<b>0</b>	<b>.263</b>

REVIEW

# STATS IN AUGUST

PLAYER	AVG	G	AB	R	H	TB	2B	3B	HR	RBI	SH	SF	HP	BB	IBB	SO	SB	CS	DP	GI			E	SLG	OBP
																				DP	E	SLG			
+Barreto,F	.750	2	4	1	3	7	1	0	1	3	0	0	0	0	0	0	0	0	0	0	0	0	.750	.750	
Canha,M	.135	18	52	6	7	9	2	0	0	0	0	0	3	2	0	14	0	0	2	0	0	.173	.211		
Chapman,M	.319	27	113	22	36	77	12	1	9	18	0	1	2	7	0	30	0	0	3	4	0	.681	.366		
Davis,K	.223	27	103	16	23	56	3	0	10	20	0	1	4	11	0	29	0	0	1	0	0	.544	.319		
+Fowler,D	.000	1	5	0	0	0	0	0	0	0	0	0	0	0	0	1	0	0	0	0	0	.000	.000		
+Laureano,R	.317	23	63	10	20	33	4	0	3	11	0	1	1	6	0	20	4	0	0	0	0	.524	.380		
Lowrie,J	.293	26	99	13	29	49	8	0	4	16	0	0	0	14	1	17	0	0	3	0	0	.495	.381		
Lucroy,J	.254	21	71	6	18	24	3	0	1	9	0	0	0	2	0	8	0	0	3	0	0	.338	.274		
+Martini,N	.207	19	58	6	12	16	2	1	0	5	0	1	1	7	0	16	0	0	0	2	0	.276	.299		
Olson,M	.263	27	99	12	26	46	11	0	3	13	0	1	0	8	1	23	0	0	4	0	0	.465	.315		
Phegley,J	.136	9	22	1	3	6	3	0	0	4	0	0	1	0	0	7	0	0	2	0	0	.273	.174		
Pinder,C	.216	19	37	5	8	8	0	0	0	1	1	0	1	6	0	8	0	0	0	0	0	.216	.341		
Piscotty,S	.265	26	102	9	27	48	9	0	4	12	0	0	1	5	0	16	0	0	4	0	0	.471	.306		
Semien,M	.282	27	103	18	29	46	5	0	4	10	0	0	1	10	1	21	2	1	1	1	0	.447	.351		
PITCHERS	.000	27	0	0	0	0	0	0	0	0	0	0	0	0	0	0	0	0	0	0	2	.000	.000		
<b>OAKLAND</b>	<b>.259</b>	<b>27</b>	<b>931</b>	<b>125</b>	<b>241</b>	<b>425</b>	<b>63</b>	<b>2</b>	<b>39</b>	<b>122</b>	<b>1</b>	<b>5</b>	<b>15</b>	<b>78</b>	<b>3</b>	<b>210</b>	<b>6</b>	<b>1</b>	<b>23</b>	<b>9</b>	<b>456</b>	<b>.325</b>			
<b>OPPONENT</b>	<b>.225</b>	<b>27</b>	<b>914</b>	<b>90</b>	<b>206</b>	<b>332</b>	<b>35</b>	<b>2</b>	<b>29</b>	<b>87</b>	<b>3</b>	<b>2</b>	<b>6</b>	<b>76</b>	<b>3</b>	<b>217</b>	<b>11</b>	<b>5</b>	<b>24</b>	<b>7</b>	<b>.363</b>	<b>.289</b>			

PITCHER	W	L	ERA	G	GS	CG	GF	SHO	SV	IP	H	R	ER	HR	HB	BB	IBB	SO	WP	BK	AVG
Anderson,	1	1	2.15	5	5	0	0	0	0	29.1	19	7	7	1	0	2	0	15	0	0	.184
Bassitt,C	0	0	1.93	1	1	0	0	0	0	4.2	4	1	1	1	1	3	0	3	0	0	.235
Buchter,R	1	0	2.70	11	0	0	2	0	0	6.2	5	2	2	1	0	3	0	7	0	0	.200
Cahill,T	2	1	4.15	5	5	0	0	0	0	26.0	24	13	12	0	1	11	0	24	1	0	.242
Dull,R	0	0	0.00	1	0	0	0	0	0	2.0	0	0	0	0	0	1	0	2	0	0	.000
Familia,J	2	1	4.15	13	0	0	2	0	0	13.0	12	6	6	1	0	5	0	19	0	0	.240
Fiers,M	3	0	2.73	6	6	0	0	0	0	29.2	25	9	9	6	1	3	0	31	2	0	.227
(OAK)	3	0	2.93	5	5	0	0	0	0	27.2	23	9	9	6	1	3	0	30	2	0	.223
Jackson	2	1	2.60	5	5	0	0	0	0	27.2	24	10	8	4	0	11	0	17	2	0	.233
Kelley,S	0	0	0.00	10	0	0	3	0	0	8.2	2	0	0	0	0	2	0	9	0	0	.071
Manaea,S	3	2	4.26	5	5	0	0	0	0	25.1	29	13	12	2	0	8	1	15	0	0	.296
Mengden,D	0	0	0.00	1	0	0	0	0	0	4.0	4	0	0	0	0	2	0	2	0	0	.267
Montas,F	0	1	6.00	1	1	0	0	0	0	6.0	8	7	4	1	0	2	0	4	0	0	.308
Pagan,E	1	0	6.00	7	0	0	4	0	0	9.0	9	6	6	4	1	2	0	9	0	0	.257
Petit,Y	1	1	3.60	12	0	0	2	0	0	15.0	12	6	6	4	0	5	1	15	0	0	.214
Rodney,F	1	0	0.00	15	0	0	4	0	3	15.0	11	1	0	0	1	5	1	14	2	0	.204
(OAK)	1	0	0.00	11	0	0	0	0	0	11.0	6	0	0	0	1	3	0	9	1	0	.162
Treinen,B	1	0	0.69	12	0	0	11	0	7	13.0	8	1	1	1	0	2	0	22	1	0	.170
+Trivino,L	0	1	5.52	16	0	0	2	0	0	14.2	15	9	9	3	1	9	1	11	2	0	.283
+Wendelken	0	0	0.00	2	0	0	1	0	0	3.2	2	0	0	0	0	2	0	4	0	0	.154
<b>OAKLAND</b>	<b>18</b>	<b>9</b>	<b>3.02</b>	<b>27</b>	<b>27</b>	<b>0</b>	<b>27</b>	<b>5</b>	<b>7</b>	<b>247.1</b>	<b>206</b>	<b>90</b>	<b>83</b>	<b>29</b>	<b>6</b>	<b>76</b>	<b>3</b>	<b>217</b>	<b>9</b>	<b>0</b>	<b>.225</b>
<b>OPPONENTS</b>	<b>9</b>	<b>18</b>	<b>4.54</b>	<b>27</b>	<b>27</b>	<b>0</b>	<b>27</b>	<b>1</b>	<b>5</b>	<b>239.2</b>	<b>241</b>	<b>125</b>	<b>121</b>	<b>39</b>	<b>15</b>	<b>78</b>	<b>3</b>	<b>210</b>	<b>13</b>	<b>0</b>	<b>.259</b>



# SEPTEMBER STATISTICS

PLAYER	AVG	G	AB	R	H	TB	2B	3B	HR	RBI	SH	SF	HP	BB	IBB	SO	SB	CS	GI			
																			DP	E	SLG	OBP
+Barreto,F	.167	9	12	2	2	5	0	0	1	3	0	0	0	0	0	4	0	0	2	0	.417	.167
Canha,M	.303	18	33	8	10	22	3	0	3	10	0	0	3	4	0	5	0	0	2	0	.667	.425
Chapman,M	.260	25	100	16	26	41	9	0	2	15	0	0	8	0	29	0	0	4	4	.410	.315	
Davis,K	.237	25	93	21	22	53	4	0	9	19	0	0	11	3	31	0	0	4	0	.570	.317	
+Fowler,D	.200	9	5	1	1	1	0	0	0	2	0	0	0	1	0	3	0	0	1	0	.200	.333
Joyce,M	.267	20	15	4	4	4	0	0	2	0	0	0	5	1	2	0	0	1	0	.267	.450	
+Laureano,R	.269	25	93	17	25	41	8	1	2	8	0	1	1	10	0	30	3	1	0	1	.441	.343
Lowrie,J	.220	25	91	17	20	28	2	0	2	15	0	1	0	15	0	18	0	0	2	2	.308	.327
Lucroy,J	.230	22	61	8	14	19	2	0	1	6	0	2	1	3	0	11	0	0	3	2	.311	.269
+Martini,N	.373	16	51	12	19	26	2	1	1	7	0	0	1	8	0	12	0	0	0	0	.510	.467
Olson,M	.282	26	85	16	24	42	3	0	5	19	0	0	0	16	0	28	0	0	1	0	.494	.396
Phegley,J	.190	12	21	4	4	4	0	0	0	1	0	0	0	2	0	6	0	0	1	1	.190	.261
Pinder,C	.286	20	49	8	14	26	3	0	3	3	0	0	0	3	0	17	0	1	0	1	.531	.327
Piscotty,S	.310	25	84	21	26	55	5	0	8	25	0	2	4	9	0	21	0	0	3	0	.655	.394
Semien,M	.217	26	92	12	20	37	5	0	4	21	0	2	0	11	0	21	1	0	1	1	.402	.295
+Taylor,B	.200	7	5	0	1	2	1	0	0	0	0	0	0	1	0	2	0	0	0	0	.400	.333
PITCHERS	.000	26	0	0	0	0	0	0	0	0	0	0	0	0	0	0	0	0	0	0	.000	.000
<b>OAKLAND</b>	<b>.261</b>	<b>26</b>	<b>890</b>	<b>167</b>	<b>232</b>	<b>406</b>	<b>47</b>	<b>2</b>	<b>41</b>	<b>156</b>	<b>0</b>	<b>8</b>	<b>10</b>	<b>107</b>	<b>4</b>	<b>240</b>	<b>4</b>	<b>2</b>	<b>25</b>	<b>12</b>	<b>.456</b>	<b>.344</b>
<b>OPPONENT</b>	<b>.221</b>	<b>26</b>	<b>855</b>	<b>109</b>	<b>189</b>	<b>321</b>	<b>40</b>	<b>4</b>	<b>28</b>	<b>106</b>	<b>1</b>	<b>7</b>	<b>10</b>	<b>80</b>	<b>3</b>	<b>196</b>	<b>19</b>	<b>9</b>	<b>10</b>	<b>15</b>	<b>.375</b>	<b>.293</b>

PITCHER	W	L	ERA	G	GS	CG	GF	SHO	SV	IP	H	R	ER	HR	HB	BB	IBB	SO	WP	BK	OPP
																					AVG
Anderson,	1	1	6.46	4	4	0	0	0	0	15.1	21	11	11	3	0	1	0	13	1	0	.318
Bassitt,C	0	0	2.45	4	0	0	0	0	0	11.0	6	3	3	1	1	4	0	13	0	0	.162
Brooks,A	0	0	0.00	3	0	0	2	0	0	2.2	1	0	0	0	0	2	0	1	0	0	.125
Buchter,R	3	0	1.80	14	0	0	0	0	0	10.0	4	2	2	0	0	3	0	9	0	0	.125
Cahill,T	2	1	4.80	4	3	0	0	0	0	15.0	12	12	8	2	1	8	0	11	0	0	.226
Coulombe,	0	0	0.00	1	0	0	0	0	0	0.0	1	0	0	0	0	0	0	0	0	0	1.000
Dull,R	0	0	0.00	6	0	0	0	0	0	5.0	1	0	0	0	0	1	0	2	0	0	.071
Familia,J	0	1	4.76	12	0	0	4	0	1	11.1	9	6	6	1	0	7	0	13	0	0	.209
Fiers,M	2	2	4.62	5	4	0	0	0	0	25.1	22	13	13	6	2	8	0	22	0	0	.234
Gearrin,C	0	0	6.00	6	0	0	1	0	0	6.0	10	4	4	0	1	2	0	2	3	0	.385
Hatcher,C	0	1	15.43	4	0	0	3	0	0	2.1	4	4	2	0	0	0	0	2	0	0	.364
Hendriks,	0	1	1.38	12	8	0	0	0	0	13.0	8	2	2	0	1	3	0	10	0	0	.178
Jackson	2	0	4.18	5	5	0	0	0	0	23.2	20	11	11	3	1	13	0	19	1	0	.233
Kelley,S	1	0	4.50	9	0	0	0	0	0	8.0	5	4	4	0	0	4	2	9	2	0	.185
Kiehefer	0	0	18.00	4	0	0	0	0	0	2.0	7	4	4	1	0	1	1	1	1	0	.583
Mengden,D	1	0	3.00	5	1	0	0	0	0	21.0	12	8	7	3	1	5	0	15	0	0	.162
Montas,F	0	0	0.00	2	0	0	1	0	0	1.1	1	0	0	0	0	0	0	0	0	0	.200
Pagan,E	0	1	6.75	9	0	0	2	0	0	8.0	6	6	6	2	0	3	0	10	0	0	.194
Petit,Y	1	0	0.79	11	0	0	1	0	0	11.1	6	1	1	0	0	2	0	8	0	0	.158
Rodney,F	0	1	8.38	11	0	0	1	0	0	9.2	14	9	9	2	0	10	0	11	3	0	.333
Treinen,B	3	0	0.00	11	0	0	10	0	4	13.1	4	1	0	0	1	1	0	9	0	0	.089
+Trivino,L	0	1	8.00	11	1	0	0	0	0	9.0	12	8	8	2	1	1	0	12	0	0	.308
+Wendelken	0	0	0.00	7	0	0	1	0	0	8.0	3	0	0	0	0	1	0	4	0	0	.115
<b>OAKLAND</b>	<b>16</b>	<b>10</b>	<b>3.99</b>	<b>26</b>	<b>26</b>	<b>0</b>	<b>26</b>	<b>2</b>	<b>5</b>	<b>232.1</b>	<b>189</b>	<b>109</b>	<b>103</b>	<b>28</b>	<b>10</b>	<b>80</b>	<b>3</b>	<b>196</b>	<b>11</b>	<b>0</b>	<b>.221</b>
<b>OPPONENTS</b>	<b>10</b>	<b>16</b>	<b>5.90</b>	<b>26</b>	<b>26</b>	<b>0</b>	<b>26</b>	<b>0</b>	<b>7</b>	<b>228.2</b>	<b>232</b>	<b>167</b>	<b>150</b>	<b>41</b>	<b>10</b>	<b>107</b>	<b>4</b>	<b>240</b>	<b>13</b>	<b>0</b>	<b>.261</b>

REVIEW

# STATS AT HOME

BATTER	AVG	G	AB	R	H	2B	3B	HR	RBI	SH	SF	HP	BB	SO	SB	CS	DP	E
Barreto,F	.189	18	37	3	7	2	0	1	4	0	0	0	1	17	0	0	2	2
Canha,M	.202	58	168	25	34	11	0	8	25	0	1	7	18	38	1	0	6	0
Chapman,M	.246	75	280	40	69	22	2	8	26	0	0	4	28	72	0	0	12	11
Davis,K	.269	72	268	50	72	19	0	23	58	0	4	5	33	68	0	0	10	0
Fowler,D	.169	32	77	7	13	0	0	2	5	0	0	0	2	19	2	1	1	1
Joyce,M	.214	40	98	18	21	6	0	2	5	1	1	0	18	23	0	2	1	1
Laureano,R	.322	28	87	17	28	6	0	4	16	0	2	2	7	27	4	0	0	1
Lowrie,J	.250	77	284	30	71	21	0	4	42	0	1	2	39	62	0	0	6	1
Lucroy,J	.220	63	200	14	44	11	0	1	24	0	3	1	12	38	0	0	4	3
Martini,N	.288	24	66	11	19	2	1	1	7	0	1	3	12	14	0	0	0	1
Maxwell II,B	.147	11	34	3	5	3	0	0	3	0	1	0	2	7	0	0	0	0
Olson,M	.227	81	291	39	66	20	0	14	36	0	1	3	31	87	1	1	9	3
Phegley,J	.205	19	39	6	8	3	0	1	9	0	0	0	3	13	0	0	3	0
Pinder,C	.226	56	146	21	33	6	1	6	6	1	0	3	18	46	0	0	2	3
Piscotty,S	.270	79	282	39	76	29	0	10	50	0	3	5	22	63	1	0	8	2
Powell,B	.100	6	20	2	2	1	1	0	0	0	0	0	1	5	1	0	1	1
Semien,M	.266	79	304	44	81	13	1	6	31	1	4	0	37	62	8	4	4	8
Smolinski,J	.176	8	17	0	3	1	0	0	0	0	0	1	0	4	0	0	1	0
Taylor,B	.000	4	2	0	0	0	0	0	0	0	0	0	1	0	0	0	0	0
PITCHERS	.000	81	0	0	0	0	0	0	0	0	0	0	0	0	0	0	0	3
<b>TOTALS</b>	<b>.241</b>	<b>81</b>	<b>2700</b>	<b>369</b>	<b>652</b>	<b>176</b>	<b>6</b>	<b>91</b>	<b>347</b>	<b>3</b>	<b>22</b>	<b>36</b>	<b>285</b>	<b>665</b>	<b>18</b>	<b>8</b>	<b>70</b>	<b>41</b>

PITCHER	ERA	W	L	G	GS	CG	SHO	SV	IP	AB	H	R	ER	HR	HB	BB	SO	WP	AVG
Anderson,B	2.01	2	1	5	5	0	0	0	31.1	110	21	9	7	1	0	5	13	1	.191
Bassitt,C	2.78	0	2	5	3	0	0	0	22.2	88	21	11	7	2	3	7	23	2	.239
Blackburn,P	5.93	2	1	3	3	0	0	0	13.2	51	14	9	9	1	1	3	8	0	.275
Bleich,J	0.00	0	0	1	0	0	0	0	0.1	2	1	0	0	0	0	0	1	0	.500
Brooks,A	0.00	0	0	1	0	0	0	0	1.0	4	1	0	0	0	0	0	0	0	.250
Buchter,R	3.15	1	0	29	0	0	0	0	20.0	74	16	7	7	2	0	6	19	1	.216
Cahill,T	1.84	5	1	11	11	0	0	0	63.2	218	39	16	13	5	1	19	66	4	.179
Casilla,S	1.98	0	0	11	0	0	0	0	13.2	49	10	3	3	0	2	7	7	1	.204
Coulombe,D	3.46	0	0	15	0	0	0	0	13.0	45	11	5	5	2	0	7	11	2	.244
Dull,R	4.32	0	0	8	0	0	0	0	8.1	32	8	4	4	2	0	0	10	2	.250
Familia,J	2.45	2	0	18	0	0	0	0	18.1	68	14	5	5	0	0	11	25	0	.206
SEASON TOTAL	2.88	5	3	41	0	0	0	7	40.2	152	35	13	13	0	2	22	47	1	.230
Fiers,M	2.91	3	0	6	6	0	0	0	34.0	123	25	11	11	6	1	5	33	1	.203
SEASON TOTAL	2.81	8	2	18	18	0	0	0	102.1	396	97	35	32	15	3	22	86	1	.245
Font,W	16.88	0	0	1	0	0	0	0	2.2	15	7	5	5	1	0	2	4	0	.467
SEASON TOTAL	6.00	2	1	8	4	0	0	0	24.0	96	25	16	16	5	0	9	20	0	.260
Gearrin,C	9.00	0	0	4	0	0	0	0	4.0	19	8	4	4	0	0	1	1	2	.421
SEASON TOTAL	3.00	0	0	32	0	0	0	0	30.0	113	27	10	10	2	4	13	27	2	.239
Gossett,D	4.50	0	3	3	3	0	0	0	16.0	62	18	8	8	3	0	5	8	0	.290
Graveman,K	9.00	0	2	3	3	0	0	0	15.0	63	22	15	15	5	0	1	8	1	.349
Hatcher,C	4.91	3	1	16	0	0	0	0	18.1	76	24	13	10	3	1	5	13	0	.316
Hendriks,L	1.88	0	1	12	5	0	0	0	14.1	52	12	3	3	0	0	5	14	1	.231
Jackson J,E	3.33	5	2	9	9	0	0	0	48.2	181	37	19	18	11	0	16	38	3	.204
Kelley,S	4.15	1	0	10	0	0	0	0	8.2	29	5	4	4	0	0	3	8	1	.172
SEASON TOTAL	4.28	2	0	28	0	0	0	0	27.1	102	23	13	13	4	1	7	26	1	.225
Kiekhefer,D	0.00	0	0	2	0	0	0	0	1.0	5	2	0	0	0	0	0	1	1	.400
Lucas,J	8.10	0	0	4	1	0	0	0	6.2	26	10	6	6	0	0	7	4	0	.385
Manaea,S	3.86	5	6	14	14	1	1	0	86.1	321	69	37	37	9	4	16	59	4	.215
Mengden,D	3.60	3	4	13	10	1	1	0	75.0	284	63	33	30	9	2	16	47	4	.222
Montas,F	4.35	2	3	6	5	0	0	0	31.0	127	37	20	15	3	0	9	23	3	.291
Pagan,E	3.90	2	0	26	0	0	0	0	30.0	115	26	13	13	7	1	7	35	2	.226
Petit,Y	3.74	4	2	37	0	0	0	0	43.1	159	34	18	18	7	0	13	42	0	.214
Ramirez,C	3.00	0	0	3	0	0	0	0	6.0	18	2	2	2	0	1	4	2	1	.111
Rodney,F	5.59	0	1	11	0	0	0	0	9.2	41	14	6	6	2	1	4	8	0	.341
SEASON TOTAL	2.68	3	1	39	0	0	0	16	37.0	143	34	13	11	3	1	16	37	1	.238
Smolinski,J	18.00	0	0	1	0	0	0	0	1.0	5	2	2	2	1	0	0	0	0	.400
Treinen,B	0.63	6	0	34	0	0	0	18	43.0	155	26	3	3	0	0	12	48	4	.168
Triggs,A	5.40	1	0	3	3	0	0	0	13.1	52	11	8	8	2	1	4	16	0	.212
Trivino,L	2.70	3	1	36	0	0	0	2	36.2	135	32	11	11	2	1	12	39	0	.237
Wendelken,J	0.00	0	0	6	0	0	0	0	7.1	25	4	0	0	0	0	2	5	0	.160
<b>TOTALS</b>	<b>3.43</b>	<b>50</b>	<b>31</b>	<b>81</b>	<b>81</b>	<b>2</b>	<b>8</b>	<b>20</b>	<b>758.0</b>	<b>2829</b>	<b>646</b>	<b>310</b>	<b>289</b>	<b>86</b>	<b>21</b>	<b>214</b>	<b>640</b>	<b>40</b>	<b>.228</b>

# STATS ON THE ROAD

BATTER	AVG	G	AB	R	H	2B	3B	HR	RBI	SH	SF	HP	BB	SO	SB	CS	DP	E
Barreto,F	.278	14	36	7	10	2	0	4	12	0	0	1	0	12	0	0	1	0
Canha,M	.289	64	197	35	57	11	0	9	27	0	1	3	16	50	0	2	5	0
Chapman,M	.311	70	267	60	83	20	4	16	42	0	2	5	30	74	1	2	6	9
Davis,K	.227	79	308	48	70	9	1	25	65	0	3	7	26	107	0	0	6	0
Fowler,D	.261	37	115	12	30	3	2	4	18	0	2	1	6	28	4	3	1	0
Joyce,M	.202	43	109	16	22	3	0	5	10	0	1	1	17	30	0	0	2	0
Laureano,R	.246	20	69	10	17	6	1	1	3	0	0	0	9	23	3	1	0	0
Lowrie,J	.282	80	312	48	88	16	1	19	57	0	2	1	39	66	0	0	2	3
Lucroy,J	.260	63	215	27	56	10	1	3	27	1	3	2	17	27	0	0	8	7
Martini,N	.302	31	86	15	26	7	2	0	12	0	0	2	9	22	0	0	0	1
Maxwell II,B	.238	7	21	2	5	1	0	1	3	0	0	0	0	6	0	0	3	0
Olson,M	.266	81	289	46	77	13	0	15	48	0	1	5	39	76	1	0	4	4
Phegley,J	.204	20	54	7	11	4	0	1	6	0	2	1	3	14	0	0	0	1
Pinder,C	.289	54	152	22	44	6	0	7	21	1	0	3	9	42	0	2	2	3
Piscotty,S	.265	72	264	39	70	12	0	17	38	0	2	7	20	51	1	0	13	1
Powell,B	.500	1	4	1	2	0	0	0	0	0	0	0	0	1	0	1	0	0
Semien,M	.244	80	328	45	80	22	1	9	39	1	3	1	24	69	6	2	8	12
Smolinski,J	.091	12	22	2	2	0	1	0	2	0	0	0	1	6	1	0	3	0
Taylor,B	.333	3	3	0	1	1	0	0	0	0	0	0	0	2	0	0	0	0
Thompson,T	.143	3	7	1	1	0	0	0	0	0	0	0	0	4	0	0	0	0
SEASON TOTAL	.114	26	70	8	8	0	0	1	5	0	0	0	4	24	2	0	0	0
PITCHERS	.143	81	21	1	3	0	0	0	1	0	0	0	0	6	0	0	2	7
TOTALS	.262	81	2879	444	755	146	14	136	431	3	22	40	265	716	17	13	66	48

PITCHER	ERA	W	L	G	GS	CG	SHO	SV	IP	AB	H	R	ER	HR	HB	BB	SO	WP	AVG
Anderson,B	6.06	2	4	12	12	0	0	0	49.0	206	69	33	33	9	2	8	34	2	.335
Bassitt,C	3.24	2	1	6	4	0	0	0	25.0	93	19	10	9	2	1	12	18	0	.204
Blackburn,P	8.36	0	2	3	3	0	0	0	14.0	58	19	14	13	1	1	3	11	1	.328
Bleich,J	INF	0	0	1	0	0	0	0	0.0	1	1	2	2	0	1	0	0	0	1.000
Brooks,A	0.00	0	0	2	0	0	0	0	1.2	4	0	0	0	0	0	2	1	0	.000
Buchter,R	2.33	5	0	25	0	0	0	0	19.1	72	16	10	5	2	0	9	22	0	.222
Cahill,T	6.41	2	3	10	9	0	0	0	46.1	179	51	36	33	3	4	22	34	4	.285
Casilla,S	4.08	0	0	15	0	0	0	1	17.2	57	8	8	8	0	2	13	15	3	.140
Coulombe,D	5.91	1	1	12	0	0	0	0	10.2	41	13	8	7	3	0	4	15	0	.317
Dull,R	4.24	0	0	20	0	0	0	0	17.0	59	14	8	8	1	0	7	11	1	.237
Familia,J	4.85	2	2	12	0	0	0	1	13.0	49	10	8	7	2	0	3	15	1	.204
SEASON TOTAL	3.45	3	3	29	0	0	0	11	31.1	119	25	13	12	3	0	6	36	1	.210
Fiers,M	5.21	2	2	4	3	0	0	0	19.0	74	20	11	11	6	2	6	19	1	.270
SEASON TOTAL	4.65	4	6	13	12	0	0	0	69.2	270	69	36	36	17	5	15	53	3	.256
Font,W	13.50	0	0	3	0	0	0	0	4.0	18	6	6	6	4	0	2	5	1	.333
SEASON TOTAL	5.85	0	2	11	1	0	0	0	20.0	79	21	13	13	7	1	7	16	1	.266
Gearrin,C	0.00	0	0	2	0	0	0	0	2.0	7	2	0	0	0	0	1	0	2	.286
SEASON TOTAL	4.61	2	1	30	0	0	0	1	27.1	107	29	14	14	5	2	8	26	2	.271
Gossett,D	6.48	0	0	2	2	0	0	0	8.1	31	7	6	6	2	1	3	4	1	.226
Graveman,K	6.52	1	3	4	4	0	0	0	19.1	81	22	17	14	4	1	12	19	1	.272
Hatcher,C	5.00	0	2	18	0	0	0	0	18.0	73	19	10	10	4	0	12	17	0	.260
Hendriks,L	7.45	0	0	13	3	0	0	0	9.2	40	13	8	8	3	1	5	8	0	.325
Jackson,J,E	3.32	1	1	8	8	0	0	0	43.1	158	38	18	16	1	2	21	30	2	.241
Kelley,S	0.00	0	0	9	0	0	0	0	8.0	26	2	0	0	0	0	3	10	1	.077
SEASON TOTAL	1.25	0	0	26	0	0	0	0	21.2	74	10	3	3	3	0	4	24	1	.135
Kiekhfer,D	36.00	0	0	2	0	0	0	0	1.0	7	5	4	4	1	0	1	0	0	.714
Lucas,J	4.70	0	0	4	0	0	0	0	7.2	30	6	5	4	1	1	2	10	0	.200
Manaea,S	3.27	7	3	13	13	0	0	0	74.1	287	72	30	27	12	4	16	49	5	.251
Mengden,D	4.87	4	2	9	7	0	0	0	40.2	157	40	25	22	9	1	10	25	2	.255
Montas,F	3.44	3	1	7	6	0	0	0	34.0	128	37	14	13	2	2	12	20	2	.289
Pagan,E	4.78	1	1	29	0	0	0	0	32.0	124	29	17	17	6	2	12	28	1	.234
Petit,Y	2.36	3	1	37	0	0	0	0	49.2	185	42	14	13	6	0	5	34	1	.227
Rodney,F	2.45	1	0	11	0	0	0	0	11.0	38	6	3	3	0	0	9	12	4	.158
SEASON TOTAL	4.28	1	2	29	0	0	0	9	27.1	105	28	14	13	4	2	16	33	5	.267
Treinen,B	0.96	3	2	34	0	0	0	20	37.1	136	20	9	4	2	1	9	52	2	.147
Triggs,A	5.14	2	1	6	6	0	0	0	28.0	108	26	16	16	5	2	14	27	3	.241
Trivino,L	3.13	5	2	33	1	0	0	2	37.1	129	21	13	13	6	1	19	43	4	.163
Wendelken,J	0.96	0	0	7	0	0	0	0	9.1	32	4	1	1	1	0	3	9	1	.125
TOTALS	4.22	47	34	81	81	0	6	24	707.2	2688	657	364	332	98	32	260	597	46	.244

REVIEW

# STATS DURING THE DAY

BATTER	AVG	G	AB	R	H	2B	3B	HR	RBI	SH	SF	HP	BB	SO	SB	CS	DP	E
Barreto,F	.308	16	52	9	16	4	0	5	16	0	0	0	13	0	0	0	3	1
Canha,M	.234	42	124	19	29	5	0	6	18	0	1	5	16	34	0	0	2	0
Chapman,M	.264	49	178	30	47	14	0	8	21	0	1	4	21	39	1	1	7	7
Davis,K	.251	55	203	35	51	15	0	13	43	0	3	7	20	64	0	0	2	0
Fowler,D	.220	29	91	8	20	1	0	1	7	0	2	1	5	20	4	2	2	1
Joyce,M	.189	31	90	17	17	3	0	3	5	0	1	1	16	22	0	1	1	0
Laureano,R	.239	15	46	4	11	5	0	0	4	0	0	0	3	15	2	0	0	0
Lowrie,J	.236	55	208	26	49	11	0	8	36	0	2	0	20	51	0	0	4	1
Lucroy,J	.230	42	135	13	31	3	0	1	18	0	2	0	10	20	0	0	2	5
Martini,N	.321	18	53	9	17	2	1	1	8	0	1	3	5	14	0	0	0	0
Maxwell II,B	.172	9	29	3	5	1	0	1	3	0	1	0	1	4	0	0	2	0
Olson,M	.269	60	212	41	57	12	0	14	32	0	1	3	35	61	0	1	5	1
Phegley,J	.222	19	45	8	10	3	0	2	8	0	1	1	2	12	0	0	2	0
Pinder,C	.293	42	123	19	36	4	1	6	13	1	0	2	9	31	0	0	2	0
Piscotty,S	.296	57	203	32	60	19	0	11	43	0	1	3	16	41	0	0	9	1
Powell,B	.154	3	13	1	2	1	1	0	0	0	0	0	0	5	0	0	1	1
Semien,M	.232	59	237	29	55	12	0	3	18	2	3	1	19	47	5	4	4	9
Smolinski,J	.300	6	10	0	3	1	0	0	0	0	0	0	0	2	0	0	1	0
Taylor,B	.333	2	3	0	1	1	0	0	0	0	0	0	1	1	0	0	0	0
PITCHERS	.000	60	7	0	0	0	0	0	0	0	0	0	0	5	0	0	0	6
<b>TOTALS</b>	<b>.251</b>	<b>60</b>	<b>2062</b>	<b>303</b>	<b>517</b>	<b>117</b>	<b>3</b>	<b>83</b>	<b>293</b>	<b>3</b>	<b>20</b>	<b>31</b>	<b>199</b>	<b>501</b>	<b>12</b>	<b>9</b>	<b>49</b>	<b>33</b>

PITCHER	ERA	W	L	G	GS	CG	SHO	SV	IP	AB	H	R	ER	HR	HB	BB	SO	WP	AVG
Anderson,B	2.61	1	1	4	4	0	0	0	20.2	81	20	6	6	2	0	4	14	1	.247
Bassitt,C	3.18	0	2	3	3	0	0	0	17.0	64	13	7	6	1	2	5	13	1	.203
Blackburn,P	10.80	0	1	1	1	0	0	0	5.0	21	8	6	6	1	1	0	4	0	.381
Buchter,R	1.56	2	0	24	0	0	0	0	17.1	58	8	3	3	1	0	7	18	0	.138
Cahill,T	4.14	3	2	11	11	0	0	0	54.1	198	45	30	25	3	2	22	51	3	.227
Casilla,S	4.40	0	0	11	0	0	0	0	14.1	52	11	7	7	0	3	9	12	0	.212
Coulombe,D	2.79	0	0	10	0	0	0	0	9.2	36	10	3	3	1	0	5	8	0	.278
Dull,R	0.00	0	0	3	0	0	0	0	3.0	10	2	0	0	0	0	2	3	0	.200
Familia,J	3.24	1	1	7	0	0	0	0	8.1	30	6	3	3	1	0	3	9	0	.200
SEASON TOTAL	2.82	3	2	20	0	0	5	22.1	81	17	7	7	2	0	9	23	1	.210	
Fiers,M	6.75	0	1	1	1	0	0	0	4.0	15	4	3	3	2	1	3	2	0	.267
SEASON TOTAL	2.76	3	1	8	8	0	0	0	42.1	160	38	15	13	6	2	9	29	0	.238
Font,W	13.50	0	0	2	0	0	0	0	2.0	9	3	3	3	1	0	2	2	1	.333
SEASON TOTAL	4.02	1	1	6	3	0	0	0	15.2	61	15	7	7	3	0	7	12	1	.246
Gearrin,C	0.00	0	0	2	0	0	0	0	2.0	9	3	0	0	0	0	0	0	1	.333
SEASON TOTAL	2.89	1	0	24	0	0	0	0	18.2	73	16	6	6	2	2	7	18	1	.219
Gossett,D	5.00	0	1	2	2	0	0	0	9.0	32	8	5	5	1	0	4	1	0	.250
Graveman,K	10.80	0	1	2	2	0	0	0	8.1	37	12	10	10	4	1	4	4	0	.324
Hatcher,C	9.42	1	3	14	0	0	0	0	14.1	67	25	16	15	4	1	6	10	0	.373
Hendriks,L	7.11	0	0	7	0	0	0	0	6.1	26	10	5	5	2	0	0	7	1	.385
Jackson J,E	3.89	3	1	7	7	0	0	0	37.0	142	31	17	16	7	0	13	32	2	.218
Kelley,S	0.00	1	0	7	0	0	0	0	5.2	18	2	0	0	0	0	0	8	0	.111
SEASON TOTAL	3.12	1	0	21	0	0	0	0	17.1	64	13	6	6	4	0	3	19	0	.203
Kiekhefer,D	0.00	0	0	1	0	0	0	0	1.0	4	1	0	0	0	0	0	1	0	.250
Lucas,J	10.57	0	0	6	1	0	0	0	7.2	34	12	10	9	1	1	7	7	0	.353
Manaea,S	3.44	6	1	11	11	0	0	0	68.0	251	54	26	26	9	1	12	42	4	.215
Mengden,D	3.72	3	3	9	9	1	1	0	55.2	208	44	25	23	5	2	9	31	4	.212
Montas,F	4.03	2	3	6	5	0	0	0	29.0	118	37	15	13	2	0	11	26	3	.314
Pagan,E	3.32	1	0	19	0	0	0	0	21.2	84	17	8	8	3	2	3	27	1	.202
Petit,Y	3.63	2	2	33	0	0	0	0	39.2	145	30	17	16	10	0	9	36	0	.207
Ramirez,C	0.00	0	0	1	0	0	0	0	2.0	6	0	0	0	0	0	2	0	0	.000
SEASON TOTAL	2.08	0	0	3	0	0	0	0	4.1	14	1	1	1	0	0	5	5	1	.071
Rodney,F	4.26	1	0	7	0	0	0	0	6.1	27	9	3	3	1	1	2	5	1	.333
SEASON TOTAL	4.37	3	2	25	0	0	0	8	22.2	93	27	14	11	3	2	12	23	2	.290
Treinen,B	0.52	4	0	27	0	0	0	15	34.1	117	14	2	2	0	0	7	36	1	.120
Triggs,A	9.24	1	0	3	3	0	0	0	12.2	51	13	13	13	5	1	6	15	0	.255
Trivino,L	0.87	5	0	29	0	0	0	2	31.0	107	19	3	3	1	0	11	37	4	.178
Wendelken,J	0.00	0	0	4	0	0	0	0	3.2	12	2	0	0	0	0	2	1	0	.167
<b>TOTALS</b>	<b>3.79</b>	<b>37</b>	<b>23</b>	<b>60</b>	<b>60</b>	<b>1</b>	<b>3</b>	<b>17</b>	<b>551.0</b>	<b>2069</b>	<b>473</b>	<b>246</b>	<b>232</b>	<b>68</b>	<b>19</b>	<b>168</b>	<b>464</b>	<b>28</b>	<b>.229</b>

# STATS AT NIGHT

BATTER	AVG	G	AB	R	H	2B	3B	HR	RBI	SH	SF	HP	BB	SO	SB	CS	DP	E
Barreto,F	.048	16	21	1	1	0	0	0	0	0	0	1	1	16	0	0	0	1
Canha,M	.257	80	241	41	62	17	0	11	34	0	1	5	18	54	1	2	9	0
Chapman,M	.285	96	369	70	105	28	6	16	47	0	1	5	37	107	0	1	11	13
Davis,K	.244	96	373	63	91	13	1	35	80	0	4	5	39	111	0	0	14	0
Fowler,D	.228	40	101	11	23	2	2	5	16	0	0	0	3	27	2	2	0	0
Joyce,M	.222	52	117	17	26	6	0	4	10	1	1	0	19	31	0	1	2	1
Laureano,R	.309	33	110	23	34	7	1	5	15	0	2	2	13	35	5	1	0	1
Lowrie,J	.284	102	388	52	110	26	1	15	63	0	1	3	58	77	0	0	4	3
Lucroy,J	.246	84	280	28	69	18	1	3	33	1	4	3	19	45	0	0	10	5
Martini,N	.283	37	99	17	28	7	2	0	11	0	0	2	16	22	0	0	0	2
Maxwell II,B	.192	9	26	2	5	3	0	0	3	0	0	0	1	9	0	0	1	0
Olson,M	.234	102	368	44	86	21	0	15	52	0	1	5	35	102	2	0	8	6
Phegley,J	.188	20	48	5	9	4	0	0	7	0	1	0	4	15	0	0	1	1
Pinder,C	.234	68	175	24	41	8	0	7	14	1	0	4	18	57	0	2	2	6
Piscotty,S	.251	94	343	46	86	22	0	16	45	0	4	9	26	73	2	0	12	2
Powell,B	.182	4	11	2	2	0	0	0	0	0	0	0	1	1	1	1	0	0
Semien,M	.268	100	395	60	106	23	2	12	52	0	4	0	42	84	9	2	8	11
Smolinski,J	.069	14	29	2	2	0	1	0	2	0	0	1	1	8	1	0	3	0
Taylor,B	.000	5	2	0	0	0	0	0	0	0	0	0	0	1	0	0	0	0
Thompson,T	.143	3	7	1	1	0	0	0	0	0	0	0	0	4	0	0	0	0
SEASON TOTAL	.176	27	68	12	12	2	0	3	7	1	0	0	2	27	3	0	0	0
PITCHERS	.214	102	14	1	3	0	0	0	1	0	0	0	1	0	0	2	4	4
TOTALS	.253	102	3517	510	890	205	17	144	485	3	24	45	351	880	23	12	87	56

PITCHER	ERA	W	L	G	GS	CG	SHO	SV	IP	AB	H	R	ER	HR	HB	BB	SO	WP	AVG
Anderson,B	5.13	3	4	13	13	0	0	0	59.2	235	70	36	34	8	2	9	33	2	.298
Bassitt,C	2.93	2	1	8	4	0	0	0	30.2	117	27	14	10	3	2	14	28	1	.231
Blackburn,P	6.35	2	2	5	5	0	0	0	22.2	88	25	17	16	1	1	6	15	1	.284
Bleich,J	54.00	0	0	2	0	0	0	0	0.1	3	2	2	2	0	1	0	1	0	.667
Brooks,A	0.00	0	0	3	0	0	0	0	2.2	8	1	0	0	0	0	2	1	0	.125
Buchter,R	3.68	4	0	30	0	0	0	0	22.0	88	24	14	9	3	0	8	23	1	.273
Cahill,T	3.40	4	2	10	9	0	0	0	55.2	199	45	22	21	5	3	19	49	5	.226
Casilla,S	2.12	0	0	15	0	0	0	1	17.0	54	7	4	4	0	1	11	10	4	.130
Coulombe,D	5.79	1	1	17	0	0	0	0	14.0	50	14	10	9	4	0	6	18	2	.280
Dull,R	4.84	0	0	25	0	0	0	0	22.1	81	20	12	12	3	0	5	18	3	.247
Familia,J	3.52	3	1	23	0	0	0	1	23.0	87	18	10	9	1	0	11	31	1	.207
SEASON TOTAL	3.26	5	4	50	0	0	0	13	49.2	190	43	19	18	1	2	19	60	1	.226
Fiers,M	3.49	5	1	9	8	0	0	0	49.0	182	41	19	19	10	2	8	50	2	.225
SEASON TOTAL	3.82	9	7	23	22	0	0	0	129.2	506	128	56	55	26	6	28	110	4	.253
Font,W	15.43	0	0	2	0	0	0	0	4.2	24	10	8	8	4	0	2	7	0	.417
SEASON TOTAL	6.99	1	2	13	2	0	0	0	28.1	114	31	22	22	9	1	9	24	0	.272
Gearrin,C	9.00	0	0	4	0	0	0	0	4.0	17	7	4	4	0	1	2	2	2	.412
SEASON TOTAL	4.19	1	1	38	0	0	0	1	38.2	147	40	18	18	5	4	14	35	3	.272
Gossett,D	5.28	0	2	3	3	0	0	0	15.1	61	17	9	9	4	1	4	11	1	.279
Graveman,K	6.58	1	4	5	5	0	0	0	26.0	107	32	22	19	5	0	9	23	2	.299
Hatcher,C	2.05	2	0	20	0	0	0	0	22.0	82	18	7	5	3	0	11	20	0	.220
Hendriks,L	3.06	0	1	18	8	0	0	0	17.2	66	15	6	6	1	1	10	15	0	.227
Jackson,J,E	2.95	3	2	10	10	0	0	0	55.0	197	44	20	18	5	2	24	36	3	.223
Kelley,S	3.27	0	0	12	0	0	0	0	11.0	37	5	4	4	0	0	6	10	2	.135
SEASON TOTAL	2.84	1	0	33	0	0	0	0	31.2	112	20	10	10	3	1	8	31	2	.179
Kiehefer,D	36.00	0	0	3	0	0	0	0	1.0	8	6	4	4	1	0	1	0	1	.750
Lucas,J	1.35	0	0	2	0	0	0	0	6.2	22	4	1	1	0	0	2	7	0	.182
Manaea,S	3.69	6	8	16	16	1	1	0	92.2	357	87	41	38	12	7	20	66	5	.244
Mengden,D	4.35	4	3	13	8	0	0	0	60.0	233	59	33	29	13	1	17	41	2	.253
Montas,F	3.75	3	1	7	6	0	0	0	36.0	137	37	19	15	3	2	10	17	2	.270
Pagan,E	4.91	2	1	36	0	0	0	0	40.1	155	38	22	22	10	1	16	36	2	.245
Petit,Y	2.53	5	1	41	0	0	0	0	53.1	199	46	15	15	3	0	9	40	1	.231
Ramirez,C	4.50	0	0	2	0	0	0	0	4.0	12	2	2	2	0	1	4	0	1	.167
Rodney,F	3.77	0	1	15	0	0	0	0	14.1	52	11	6	6	1	0	11	15	3	.212
SEASON TOTAL	2.81	1	1	43	0	0	0	17	41.2	155	35	13	13	4	1	20	47	4	.226
Smolinski,J	18.00	0	0	1	0	0	0	0	1.0	5	2	2	2	1	0	0	0	0	.400
Treinen,B	0.98	5	2	41	0	0	0	23	46.0	174	32	10	5	2	1	14	64	5	.184
Triggs,A	3.45	2	1	6	6	0	0	0	28.2	109	24	11	11	2	2	12	28	3	.220
Trivino,L	4.40	3	3	40	1	0	0	2	43.0	157	34	21	21	7	2	20	45	0	.217
Wendelken,J	0.69	0	0	9	0	0	0	0	13.0	45	6	1	1	1	0	3	13	1	.133
TOTALS	3.83	60	42	102	102	1	11	27	914.2	3448	830	428	389	116	34	306	773	58	.241

REVIEW

# STATS VS. LEFT-HANDERS

BATTER	AVG	G	AB	R	H	2B	3B	HR	RBI	SH	SF	HP	BB	SO	SB	CS	DP	SLG	OBP
Barreto,F	.192	13	26	3	5	1	0	2	6	0	0	0	1	11	0	0	2	.462	.222
Canha,M	.282	73	149	29	42	9	0	13	28	0	1	1	12	34	0	1	4	.604	.337
Chapman,M	.288	75	160	28	46	10	2	4	14	0	0	2	16	44	0	0	5	.450	.360
Davis,K	.219	80	151	24	33	7	0	11	31	0	1	2	23	51	0	0	2	.483	.328
Fowler,D	.154	14	13	2	2	0	0	0	0	1	0	0	0	1	1	0	0	.154	.143
Joyce,M	.158	18	19	3	3	1	0	1	2	1	0	1	3	4	0	0	0	.368	.304
Laureano,R	.267	28	45	5	12	6	0	0	3	0	0	0	9	15	2	0	0	.400	.389
Lowrie,J	.254	93	189	17	48	13	0	4	30	0	1	1	20	40	0	0	3	.386	.327
Lucroy,J	.236	66	123	14	29	7	0	3	18	0	2	0	11	24	0	0	5	.366	.294
Martini,N	.125	9	8	0	1	0	0	0	1	0	0	2	1	2	0	0	0	.125	.364
Maxwell II,B	.067	9	15	2	1	1	0	0	0	0	0	0	2	0	0	0	1	.133	.067
Olson,M	.251	99	187	18	47	10	0	4	22	0	1	4	19	47	2	0	4	.369	.332
Phegley,J	.161	18	31	3	5	2	0	1	5	0	1	0	1	12	0	0	1	.323	.182
Pinder,C	.289	68	135	16	39	6	0	6	11	0	0	2	15	42	0	2	1	.467	.368
Piscotty,S	.241	84	166	24	40	13	0	7	18	0	0	4	18	37	1	0	7	.446	.330
Powell,B	.000	1	1	0	0	0	0	0	0	0	0	0	0	1	0	0	0	.000	.000
Semien,M	.250	90	196	32	49	13	1	7	22	0	3	0	23	44	3	1	2	.434	.324
Smolinski,J	.125	10	24	0	3	1	0	0	0	0	0	1	0	6	0	0	2	.167	.160
Taylor,B	.000	2	2	0	0	0	0	0	0	0	0	0	0	2	0	0	0	.000	.000
Thompson,T	.000	3	4	0	0	0	0	0	0	0	0	0	0	3	0	0	0	.000	.000
SEASON TOTAL	.125	28	48	8	6	3	0	1	2	0	0	0	3	21	0	0	0	.250	.176
PITCHERS	.143	14	1	2	0	0	0	1	0	0	0	0	0	3	0	0	1	.143	.143
TOTALS	.245	1658	221	407	100	3	63	213	1	11	20	172	425	9	4	40	.423	.322	

PITCHER	AVG	AB	H	HR	HB	BB	SO
Anderson,B	.257	70	18	1	2	5	9
Bassitt,C	.218	87	19	1	2	8	22
Blackburn,P	.317	63	20	1	1	3	12
Bleich,J	.500	2	1	0	1	0	1
Brooks,A	.000	7	0	0	0	0	1
Buchter,R	.169	83	14	2	0	7	29
Cahill,T	.243	189	46	3	1	18	50
Casilla,S	.167	54	9	0	1	8	14
Coulombe,D	.317	41	13	2	0	3	13
Dull,R	.219	32	7	1	0	0	8
Familia,J	.208	53	11	1	0	9	17
Fiers,M	.178	107	19	3	1	8	31
Font,W	.273	11	3	3	0	2	5
Gearrin,C	.308	13	4	0	0	1	1
Gossett,D	.267	30	8	3	0	2	4
Graveman,K	.314	70	22	3	0	10	13
Hatcher,C	.385	65	25	5	1	6	15
Hendriks,L	.184	38	7	2	1	6	8
Jackson J.E	.216	176	38	7	2	24	35
Kelley,S	.211	19	4	0	0	5	7
Kiekhfer,D	.667	9	6	1	0	0	1
Lucas,J	.259	27	7	0	0	6	6
Manaea,S	.236	123	29	2	5	5	21
Mengden,D	.221	199	44	9	1	6	28
Montas,F	.305	128	39	3	0	12	18
Pagan,E	.296	81	24	6	0	11	18
Petit,Y	.183	153	28	7	0	10	36
Ramirez,C	.000	4	0	0	0	1	0
Rodney,F	.143	42	6	0	0	8	10
Smolinski,J	.000	1	0	0	0	0	0
Treinen,B	.192	146	28	1	1	6	42
Triggs,A	.231	78	18	3	1	10	21
Trivino,L	.223	121	27	3	0	15	34
Wendelken,J	.080	25	2	0	0	2	7
TOTALS	.233	2347	546	73	21	217	537

# STATS VS. RIGHT-HANDERS

BATTER	AVG	G	AB	R	H	2B	3B	HR	RBI	SH	SF	HP	BB	SO	SB	CS	DP	SLG	OBP
Barreto,F	.255	26	47	7	12	3	0	3	10	0	0	1	0	18	0	0	1	.511	.271
Canha,M	.227	96	216	31	49	13	0	4	24	0	1	9	22	54	1	1	7	.343	.323
Chapman,M	.274	138	387	72	106	32	4	20	54	0	2	7	42	102	1	2	13	.532	.354
Davis,K	.256	148	425	74	109	21	1	37	92	0	6	10	36	124	0	0	14	.572	.325
Fowler,D	.229	67	179	17	41	3	2	6	22	0	1	1	8	46	5	4	2	.369	.265
Joyce,M	.213	82	188	31	40	8	0	6	13	0	2	0	32	49	0	2	3	.351	.324
Laureano,R	.297	45	111	22	33	6	1	5	16	0	2	2	7	35	5	1	0	.505	.344
Lowrie,J	.273	149	407	61	111	24	1	19	69	0	2	2	58	88	0	0	5	.477	.365
Lucroy,J	.243	113	292	27	71	14	1	1	33	1	4	3	18	41	0	0	7	.308	.290
Martini,N	.306	55	144	26	44	9	3	1	18	0	1	3	20	34	0	0	0	.431	.399
Maxwell II,B	.225	15	40	3	9	3	0	1	6	0	1	0	2	11	0	0	2	.375	.256
Olson,M	.244	149	393	67	96	23	0	25	62	0	1	4	51	116	0	1	9	.494	.336
Phegley,J	.226	34	62	10	14	5	0	1	10	0	1	1	5	15	0	0	2	.355	.290
Pinder,C	.233	86	163	27	38	6	1	7	16	2	0	4	12	46	0	0	3	.411	.302
Piscotty,S	.279	139	380	54	106	28	0	20	70	0	5	8	24	77	1	0	14	.511	.331
Powell,B	.174	7	23	3	4	1	1	0	0	0	0	0	1	5	1	1	1	.304	.208
Semien,M	.257	153	436	57	112	22	1	8	48	2	4	1	38	87	11	5	10	.367	.315
Smolinski,J	.133	12	15	2	2	0	1	0	2	0	0	0	1	4	1	0	2	.267	.188
Taylor,B	.333	6	3	0	1	1	0	0	0	0	0	0	1	0	0	0	0	.667	.500
Thompson,T	.333	1	3	1	1	0	0	0	0	0	0	0	0	1	0	0	0	.333	.333
SEASON TOTAL	.113	43	80	7	9	0	0	2	7	1	1	0	4	29	3	1	0	.188	.153
PITCHERS	.143	7	0	1	0	0	0	0	0	0	0	0	3	0	0	1	.143	.143	
TOTALS	.255	3921	592	1000	222	17	164	565	5	33	56	378	956	26	17	96	.446	.327	

PITCHER	AVG	AB	H	HR	HB	BB	SO
Anderson,B	.293	246	72	9	0	8	38
Bassitt,C	.223	94	21	3	2	11	19
Blackburn,P	.283	46	13	1	1	3	7
Bleich,J	1.000	1	1	0	0	0	0
Brooks,A	1.000	1	1	0	0	2	0
Buchter,R	.286	63	18	2	0	8	12
Cahill,T	.212	208	44	5	4	23	50
Casilla,S	.173	52	9	0	3	12	8
Coulombe,D	.244	45	11	3	0	8	13
Dull,R	.254	59	15	2	0	7	13
Familia,J	.203	64	13	1	0	5	23
Fiers,M	.289	90	26	9	2	3	21
Font,W	.455	22	10	2	0	2	4
Gearrin,C	.462	13	6	0	1	1	1
Gossett,D	.270	63	17	2	1	6	8
Graveman,K	.297	74	22	6	1	3	14
Hatcher,C	.214	84	18	2	0	11	15
Hendriks,L	.333	54	18	1	0	4	14
Jackson J,E	.227	163	37	5	0	13	33
Kelley,S	.083	36	3	0	0	1	11
Kiehefer,D	.333	3	1	0	0	1	0
Lucas,J	.310	29	9	1	1	3	8
Manaea,S	.231	485	112	19	3	27	87
Mengden,D	.244	242	59	9	2	20	44
Montas,F	.276	127	35	2	2	9	25
Pagan,E	.196	158	31	7	3	8	45
Petit,Y	.251	191	48	6	0	8	40
Ramirez,C	.143	14	2	0	1	3	2
Rodney,F	.378	37	14	2	1	5	10
Smolinski,J	.500	4	2	1	0	0	0
Treinen,B	.124	145	18	1	0	15	58
Triggs,A	.232	82	19	4	2	8	22
Trivino,L	.182	143	26	5	2	16	48
Wendelken,J	.188	32	6	1	0	3	7
TOTALS	.239	3170	757	111	32	257	700

REVIEW

# FINAL STANDINGS

A.L. EAST	LAST 10											
	WON	LOST	PCT.	GB	GAMES	STREAK	HOME	ROAD	vs EAST	vs CENT	vs WEST	vs N.L.
Boston	108	54	.667	-	5-5	Won 1	57-24	51-30	52-24	19-14	21-12	16-4
New York	100	62	.617	8	7-3	Lost 1	53-28	47-34	44-32	23-11	22-10	11-9
Tampa Bay	90	72	.556	18	5-5	Won 2	51-30	39-42	41-35	21-11	21-13	7-13
Toronto	73	89	.451	35	4-6	Lost 2	40-41	33-48	30-46	18-15	12-21	13-7
Baltimore	47	115	.290	61	3-7	Won 1	28-53	19-62	23-53	10-23	7-26	7-13

A.L. CENTRAL	LAST 10											
	WON	LOST	PCT.	GB	GAMES	STREAK	HOME	ROAD	vs EAST	vs CENT	vs WEST	vs N.L.
Cleveland	91	71	.562	-	6-4	Won 1	49-32	42-39	16-18	49-27	14-18	12-8
Minnesota	78	84	.481	13	7-3	Won 6	49-32	29-52	18-16	42-34	10-22	8-12
Detroit	64	98	.395	27	3-7	Lost 5	38-43	26-55	15-17	33-43	10-24	6-14
Chicago	62	100	.383	29	2-8	Lost 5	30-51	32-49	16-16	30-46	10-24	6-14
Kansas City	58	104	.358	33	6-4	Lost 1	32-49	26-55	9-24	36-40	7-26	6-14

A.L. WEST	LAST 10											
	WON	LOST	PCT.	GB	GAMES	STREAK	HOME	ROAD	vs EAST	vs CENT	vs WEST	vs N.L.
Houston	103	59	.636	-	8-2	Lost 1	46-35	57-24	19-15	25-7	46-30	13-7
<b>Oakland</b>	<b>97</b>	<b>65</b>	<b>.599</b>	<b>6</b>	<b>6-4</b>	<b>Lost 1</b>	<b>50-31</b>	<b>47-34</b>	<b>21-11</b>	<b>26-8</b>	<b>38-38</b>	<b>12-8</b>
Seattle	89	73	.549	14	5-5	Won 3	45-36	44-37	19-15	23-9	41-35	6-14
Los Angeles	80	82	.494	23	5-5	Won 1	42-39	38-43	11-21	22-12	37-39	10-10
Texas	67	95	.414	36	3-7	Lost 3	34-47	33-48	12-21	18-15	28-48	9-11

N.L. EAST	LAST 10											
	WON	LOST	PCT.	GB	GAMES	STREAK	HOME	ROAD	vs EAST	vs CENT	vs WEST	vs A.L.
Atlanta	90	72	.556	-	6-4	Lost 2	43-38	47-34	49-27	18-14	15-19	8-12
Washington	82	80	.506	8	5-5	Lost 1	41-40	41-40	41-35	18-16	14-18	9-11
Philadelphia	80	82	.494	10	2-8	Won 2	49-32	31-50	34-42	19-14	15-18	12-8
New York	77	85	.475	13	7-3	Won 2	37-44	40-41	40-36	13-20	16-17	8-12
Miami	63	98	.391	26.5	4-6	Lost 2	38-43	25-55	26-50	13-19	15-18	9-11

N.L. CENTRAL	LAST 10											
	WON	LOST	PCT.	GB	GAMES	STREAK	HOME	ROAD	vs EAST	vs CENT	vs WEST	vs A.L.
Milwaukee	96	67	.589	-	9-1	Won 8	51-30	45-37	20-13	40-37	23-10	13-7
Chicago	95	68	.583	1	6-4	Lost 1	51-31	44-37	22-11	41-36	19-14	13-7
St. Louis	88	74	.543	7.5	4-6	Lost 1	43-38	45-36	16-16	41-35	20-14	11-9
Pittsburgh	82	79	.509	13	5-5	Won 1	44-36	38-43	12-20	43-33	12-21	15-5
Cincinnati	67	95	.414	28.5	2-8	Lost 1	37-44	30-51	13-21	26-50	18-14	10-10

N.L. WEST	LAST 10											
	WON	LOST	PCT.	GB	GAMES	STREAK	HOME	ROAD	vs EAST	vs CENT	vs WEST	vs A.L.
Los Angeles	92	71	.564	-	7-3	Won 4	45-37	47-34	19-13	16-18	45-32	12-8
Colorado	91	72	.558	1	8-2	Lost 1	47-34	44-38	23-11	14-18	41-36	13-7
Arizona	82	80	.506	9.5	4-6	Lost 1	40-41	42-39	17-17	16-16	39-37	10-10
San Francisco	73	89	.451	18.5	1-9	Lost 4	42-39	31-50	16-17	11-22	38-38	8-12
San Diego	66	96	.407	25.5	6-4	Won 1	31-50	35-46	15-17	16-18	28-48	7-13

A.L. WILD CARD					N.L. WILD CARD				
	WON	LOST	PCT.	GB	WON	LOST	PCT.	GB	
New York	100	62	.617	-	Chicago	95	68	.583	-
<b>Oakland</b>	<b>97</b>	<b>65</b>	<b>.599</b>	-	Colorado	91	72	.558	-
Tampa Bay	90	72	.556	7	St. Louis	88	74	.543	2.5
Seattle	89	73	.549	8	Pittsburgh	82	79	.509	8
Los Angeles	80	82	.494	17	Arizona	82	80	.506	8.5
					Washington	82	80	.506	8.5



# MAJOR LEAGUE ATTENDANCE

CLUB	AMERICAN			LEAGUE			ROAD		
	TOTAL	AVERAGE	DATES	GAMES	SEASON TOTAL	HIGH DATE	TOTAL	AVERAGE	DATES
New York	3,482,865	42,998	81	(81)	47,351	20-Sep	2,454,838	30,685	80
Los Angeles	3,020,216	37,287	81	(81)	44,822	17-Apr	2,270,826	28,035	81
Houston	2,980,549	36,797	81	(81)	43,409	20-Jun	2,307,383	28,842	80
Boston	2,895,575	35,748	81	(81)	37,830	5-Aug	2,429,422	29,993	81
Toronto	2,325,281	29,066	80	(81)	48,115	29-Mar	2,012,169	25,152	80
Seattle	2,299,489	28,389	81	(81)	47,149	29-Mar	2,173,995	27,175	80
Texas	2,107,107	26,014	81	(81)	47,253	29-Mar	2,144,075	26,470	81
Minnesota	1,959,197	24,490	80	(81)	39,214	5-Apr	2,188,388	27,017	81
Cleveland	1,926,701	24,084	80	(81)	35,353	14-Jul	2,113,170	26,089	81
Detroit	1,856,970	23,212	80	(81)	42,516	30-Mar	2,092,634	26,158	80
Kansas City	1,665,107	20,557	81	(81)	38,427	11-Aug	1,940,986	24,262	80
Chicago	1,608,817	20,110	80	(81)	39,724	22-Sep	2,053,247	25,990	79
Baltimore	1,564,192	20,054	78	(81)	45,469	29-Mar	2,203,583	27,205	81
<b>Oakland</b>	<b>1,527,588</b>	<b>19,095</b>	<b>80</b>	<b>(80)</b>	<b>56,310</b>	<b>21-Jul</b>	<b>2,299,865</b>	<b>28,748</b>	<b>80</b>
Tampa Bay	1,154,973	14,259	81	(81)	31,042	29-Mar	2,110,487	26,381	80
<b>Totals</b>	<b>32,374,627</b>	<b>26,845</b>	<b>1206</b>	<b>1214</b>			<b>32,795,068</b>	<b>27,216</b>	<b>1205</b>

CLUB	NATIONAL			LEAGUE			ROAD		
	TOTAL	AVERAGE	DATES	GAMES	SEASON TOTAL	HIGH DATE	TOTAL	AVERAGE	DATES
Los Angeles	3,857,500	47,043	82	(82)	53,904	26-Jun	2,680,703	33,095	81
St. Louis	3,403,587	42,020	81	(81)	47,514	28-Jul	2,371,219	29,274	81
Chicago	3,181,089	38,794	82	(82)	41,587	27-May	2,624,066	32,801	80
San Francisco	3,156,185	38,965	81	(81)	42,582	4-Apr	2,747,164	33,916	81
Colorado	3,015,880	37,233	81	(81)	48,216	6-Apr	2,591,775	31,607	82
Milwaukee	2,850,875	35,196	81	(81)	45,520	29-Sep	2,349,038	29,000	81
Atlanta	2,555,781	31,553	81	(81)	42,143	18-Aug	2,253,950	27,827	81
Washington	2,529,604	31,620	80	(81)	42,723	18-Jun	2,248,191	28,102	80
Arizona	2,242,695	27,688	81	(81)	48,703	29-Mar	2,578,442	31,833	81
New York	2,224,995	28,164	79	(81)	44,189	29-Mar	2,383,676	29,796	80
San Diego	2,168,536	26,772	81	(81)	44,649	29-Mar	2,489,151	30,730	81
Philadelphia	2,158,124	27,318	79	(81)	44,488	5-Apr	2,270,526	28,382	80
Cincinnati	1,629,356	20,116	81	(81)	43,878	30-Mar	2,423,437	29,919	81
Pittsburgh	1,465,316	18,786	78	(80)	35,900	28-Jul	2,534,338	31,288	81
Miami	811,104	10,014	81	(81)	32,151	29-Mar	2,284,510	28,918	79
<b>Totals</b>	<b>37,250,627</b>	<b>30,811</b>	<b>1209</b>	<b>1216</b>			<b>36,830,186</b>	<b>30,438</b>	<b>1210</b>

<b>Grand Totals</b>	<b>69,625,254</b>	<b>28,830</b>	<b>2415</b>	<b>2430</b>			<b>69,625,254</b>	<b>28,830</b>	<b>2415</b>
---------------------	-------------------	---------------	-------------	-------------	--	--	-------------------	---------------	-------------

## POSTSEASON RESULTS

### AMERICAN LEAGUE WILD CARD GAME

New York 7, Oakland 2

### NATIONAL LEAGUE WILD CARD GAME

Colorado 2, Chicago 1

### AMERICAN LEAGUE DIVISION SERIES

Boston defeated New York, 3 games to 1  
Houston defeated Cleveland, 3 games to 0

### NATIONAL LEAGUE DIVISION SERIES

Los Angeles defeated Atlanta, 3 games to 1  
Milwaukee defeated Colorado, 3 games to 0

### AMERICAN LEAGUE CHAMPIONSHIP SERIES

Boston defeated Houston, 4 games to 1

### NATIONAL LEAGUE CHAMPIONSHIP SERIES

Los Angeles defeated Milwaukee, 4 games to 3

### WORLD SERIES

Boston defeated Los Angeles, 4 games to 1

# AL TEAM LEADERS

## CLUB BATTING

CLUB	AVG	G	AB	R	H	TB	2B	3B	HR	RBI	SH	SF	HP	BB	IBB	SO	SB	CS	GI		
																			DP	SLG	OBP
Boston	.268	162	5623	876	1509	2550	355	31	208	829	7	48	55	569	38	1253	125	31	130	.453	.339
Cleveland	.259	162	5595	818	1447	2430	297	19	216	786	25	44	80	554	32	1189	135	36	98	.434	.332
Tampa Bay	.258	162	5475	716	1415	2225	274	43	150	664	28	50	101	540	17	1388	128	51	122	.406	.333
Houston	.255	162	5453	797	1390	2319	278	18	205	763	14	45	61	565	19	1197	71	26	156	.425	.329
Seattle	.254	162	5513	677	1402	2250	256	32	176	644	29	41	70	430	17	1221	79	37	128	.408	.314
<b>Oakland</b>	<b>.252</b>	<b>162</b>	<b>5579</b>	<b>813</b>	<b>1407</b>	<b>2450</b>	<b>322</b>	<b>20</b>	<b>227</b>	<b>778</b>	<b>6</b>	<b>44</b>	<b>76</b>	<b>550</b>	<b>18</b>	<b>1381</b>	<b>35</b>	<b>21</b>	<b>136</b>	<b>.439</b>	<b>.325</b>
Minnesota	.250	162	5526	738	1380	2240	318	22	166	704	19	38	37	534	25	1328	47	27	89	.405	.318
New York	.249	162	5515	851	1374	2490	269	23	267	821	10	59	62	625	21	1421	63	21	107	.451	.329
Kansas City	.245	162	5505	638	1350	2156	283	29	155	606	24	40	67	427	13	1310	117	38	123	.392	.305
Toronto	.244	162	5477	709	1336	2339	320	16	217	680	5	37	58	499	15	1387	47	30	118	.427	.312
Los Angeles	.242	162	5472	721	1323	2260	249	23	214	690	7	39	73	514	38	1300	89	22	111	.413	.313
Detroit	.241	162	5494	630	1326	2085	284	35	135	597	15	40	52	428	18	1341	70	30	110	.380	.300
Chicago	.241	162	5523	656	1332	2217	259	40	182	639	24	32	66	425	18	1594	98	41	99	.401	.302
Texas	.240	162	5453	737	1308	2204	266	24	194	696	33	34	88	555	16	1484	74	35	104	.404	.318
Baltimore	.239	162	5507	622	1317	2153	242	15	188	593	13	35	57	422	19	1412	81	22	132	.391	.298
<b>Totals</b>	<b>.249</b>	<b>162</b>	<b>82710</b>	<b>20615</b>	<b>4271</b>	<b>2900</b>	<b>259</b>	<b>1003</b>	<b>324</b>	<b>1259</b>	<b>1763</b>	<b>.415</b>	<b>626</b>	<b>7637</b>	<b>20206</b>	<b>468</b>	<b>2</b>	<b>219</b>	<b>.318</b>	<b>.298</b>	

## CLUB PITCHING

CLUB	W	L	ERA	G	CG	SHO	SV	IP	H	R	ER	HR	HB	BB	IBB	SO	WP	BK	AVG
Houston	103	59	3.11	162	3	12	46	1455.0	1164	534	503	152	66	435	4	1687	67	4	.217
Tampa Bay	90	72	3.74	162	0	14	52	1448.1	1236	646	602	164	53	501	34	1421	55	6	.230
Boston	108	54	3.75	162	2	14	46	1458.2	1305	647	608	176	84	512	8	1558	51	3	.237
Cleveland	91	71	3.77	162	5	17	41	1457.1	1349	648	611	200	59	407	29	1544	54	2	.242
New York	100	62	3.78	162	2	11	49	1456.1	1311	669	611	177	58	494	9	1634	73	4	.237
<b>Oakland</b>	<b>97</b>	<b>65</b>	<b>3.81</b>	<b>162</b>	<b>2</b>	<b>14</b>	<b>44</b>	<b>1465.2</b>	<b>1303</b>	<b>674</b>	<b>621</b>	<b>184</b>	<b>53</b>	<b>474</b>	<b>19</b>	<b>1237</b>	<b>86</b>	<b>2</b>	<b>.236</b>
Seattle	89	73	4.13	162	3	12	60	1448.2	1396	711	664	195	72	400	21	1328	57	3	.252
Los Angeles	80	82	4.15	162	1	9	35	1437.1	1353	722	662	205	65	546	17	1386	87	3	.248
Minnesota	78	84	4.50	162	2	7	37	1443.1	1425	775	721	198	80	573	34	1377	59	0	.256
Detroit	64	98	4.58	162	0	2	37	1425.1	1423	796	726	216	60	491	20	1215	54	4	.258
Chicago	62	100	4.84	162	0	8	34	1437.0	1405	848	772	196	89	653	25	1259	94	9	.254
Toronto	73	89	4.85	162	0	3	39	1433.2	1476	832	772	208	67	551	19	1298	71	5	.265
Texas	67	95	4.92	162	1	5	42	1431.0	1516	848	783	222	72	491	23	1121	57	8	.271
Kansas City	58	104	4.94	162	2	8	33	1432.0	1542	833	786	205	51	549	28	1157	68	4	.275
Baltimore	47	115	5.18	162	2	7	28	1431.0	1552	892	824	234	67	589	29	1203	81	8	.276
<b>Totals</b>	<b>1207</b>	<b>1223</b>	<b>4.27</b>	<b>1215</b>	<b>25</b>	<b>143</b>	<b>623</b>	<b>21660.2</b>	<b>20756</b>	<b>11075</b>	<b>10266</b>	<b>2932</b>	<b>996</b>	<b>7666</b>	<b>319</b>	<b>20425</b>	<b>14</b>	<b>65</b>	<b>.250</b>

## CLUB FIELDING

CLUB	PCT	G	PO	A	E	TC	DP	TP	PB
Houston	.989	162	4365	1369	63	5797	116	0	15
Los Angeles	.987	162	4312	1502	76	5890	173	0	18
Kansas City	.987	162	4296	1529	77	5902	142	0	10
Boston	.987	162	4376	1366	77	5819	106	0	25
Cleveland	.986	162	4372	1353	83	5808	123	0	9
Tampa Bay	.986	162	4345	1483	85	5913	136	0	17
<b>Oakland</b>	<b>.985</b>	<b>162</b>	<b>4397</b>	<b>1594</b>	<b>89</b>	<b>6080</b>	<b>125</b>	<b>0</b>	<b>17</b>
Seattle	.985	162	4346	1486	88	5920	152	1	13
New York	.984	162	4369	1344	94	5807	95	0	25
Detroit	.984	162	4276	1428	95	5799	126	0	8
Minnesota	.984	162	4330	1454	97	5881	127	0	12
Toronto	.983	162	4301	1447	101	5849	138	0	8
Baltimore	.982	162	4293	1537	104	5934	159	0	9
Chicago	.981	162	4311	1431	113	5855	135	0	20
Texas	.980	162	4293	1558	120	5971	168	1	13
<b>Total</b>	<b>.985</b>	<b>1215</b>	<b>64982</b>	<b>21881</b>	<b>1362</b>	<b>88225</b>	<b>2021</b>	<b>2</b>	<b>219</b>

## CLUB MISCELLANEOUS

NOTE: "V.LHS/RHS" IS THE CLUB RECORD IN GAMES STARTED BY LEFT OR RIGHT HANDED PITCHERS, NOT NECESSARILY VERSUS THAT INDIVIDUAL PITCHER.

CLUB	VS LHS	VS RHS	GRASS	ARTIF	DAY	NIGHT	1-RUN	X-INN	DOUBLEHEADERS			ATTENDANCE	
									W	L	S	HOME	ROAD
Baltimore	21-33	26-82	45-98	2-17	18-38	29-77	12-29	4-9	0	1	2	1,564,192	2,203,583
Boston	21-16	87-38	97-46	11-8	36-10	72-44	25-14	8-5	0	0	0	2,895,575	2,429,422
Chicago	15-25	47-75	58-98	4-2	22-44	40-56	15-25	5-5	0	0	2	1,608,817	2,053,247
Cleveland	22-21	69-50	87-66	4-5	36-23	55-48	22-24	4-9	0	0	1	1,926,701	2,113,170
Detroit	19-24	45-74	62-93	2-5	30-41	34-57	22-30	5-5	0	0	2	1,856,970	2,092,634
Houston	37-23	66-36	100-55	3-4	34-17	69-42	24-24	5-6	1	0	0	2,980,549	2,307,383
Kansas City	19-30	39-74	58-97	0-7	19-38	39-66	19-30	5-8	0	1	0	1,665,107	1,940,986
Los Angeles	22-29	58-53	78-78	2-4	20-24	60-58	26-15	5-7	0	0	0	3,020,216	2,270,826
Minnesota	21-25	57-59	74-80	4-4	30-32	48-52	15-21	5-8	0	0	1	1,959,197	2,188,388
New York	30-15	70-47	90-53	10-9	32-20	68-42	23-17	9-5	0	0	1	3,482,865	2,454,838
<b>Oakland</b>	<b>32-25</b>	<b>65-40</b>	<b>92-63</b>	<b>5-2</b>	<b>37-23</b>	<b>60-42</b>	<b>31-14</b>	<b>13-6</b>	<b>0</b>	<b>0</b>	<b>1</b>	<b>1,527,588</b>	<b>2,299,865</b>
Seattle	30-24	59-49	84-71	5-2	25-27	64-46	36-21	14-1	0	0	1	2,299,489	2,173,995
Tampa Bay	27-20	63-52	33-38	57-34	37-26	53-46	28-31	5-7	0	0	1	1,154,973	2,110,487
Texas	22-35	45-60	64-92	3-3	18-28	49-67	12-19	7-7	0	0	0	2,107,107	2,144,075
Toronto	15-38	58-51	31-41	42-48	31-33	42-56	23-17	10-6	1	0	1	2,325,281	2,012,169

## CLUB RANK BATTING

CLUB	AVG	G	AB	R	H	TB	2B	3B	HR	RBI	SH	SF	HP	BB	IBB	SO	SB	CS	GI		
																			DP	SLG	OBP
Baltimore	15	1	8	15	14	14	15	15	9	15	10	13	12	15	6	12	7	3	13	14	15
Boston	1	1	1	1	1	1	1	5	6	1	12	3	13	2	1	4	3	9	12	1	1
Chicago	13	1	5	12	11	11	12	2	10	12	5	15	8	14	8	15	5	14	3	12	13
Cleveland	2	1	2	3	2	4	5	12	4	3	4	5	3	5	3	1	1	11	2	4	3
Detroit	12	1	10	14	12	15	6	3	15	14	8	8	14	12	8	8	11	7	6	15	14
Houston	4	1	14	5	6	6	8	13	7	5	9	4	10	3	6	2	10	5	15	6	4
Kansas City	9	1	9	13	9	13	7	6	13	13	5	8	7	13	15	6	4	13	10	13	12
Los Angeles	11	1	13	8	13	7	14	8	5	8	12	10	5	9	1	5	6	3	7	7	10
Minnesota	7	1	4	6	7	9	4	10	12	6	7	11	15	8	4	7	13	6	1	10	8
New York	8	1	6	2	8	2	10	8	1	2	11	1	9	1	5	13	12	1	5	2	5
<b>Oakland</b>	<b>6</b>	<b>1</b>	<b>3</b>	<b>4</b>	<b>4</b>	<b>3</b>	<b>2</b>	<b>11</b>	<b>2</b>	<b>4</b>	<b>14</b>	<b>5</b>	<b>4</b>	<b>6</b>	<b>8</b>	<b>9</b>	<b>15</b>	<b>1</b>	<b>14</b>	<b>3</b>	<b>6</b>
Seattle	5	1	7	11	5	8	13	4	11	11	2	7	6	11	11	3	8	12	11	8	9
Tampa Bay	3	1	12	9	3	10	9	1	14	10	3	2	1	7	11	11	2	15	9	9	2
Texas	14	1	14	7	15	12	11	7	8	7	1	14	2	4	13	14	9	10	4	11	7
Toronto	10	1	11	10	10	5	3	14	3	9	15	12	11	10	14	10	13	7	8	5	11

## CLUB RANK PITCHING

CLUB	W	L	ERA	G	CG	SHO	SV	IP	H	TBF	R	ER	HR	SH	SF	HB	BB	IBB	SO	WP	BK
Boston	1	15	3	1	4	2	4	2	4	9	3	3	3	1	9	14	9	2	3	1	4
Chicago	13	3	11	1	12	9	13	10	9	14	13	11	7	10	10	15	15	10	10	15	15
Cleveland	5	11	4	1	1	1	8	3	6	3	4	4	9	5	1	5	2	12	4	2	2
Detroit	12	4	10	1	12	15	10	15	10	7	10	10	13	5	14	6	5	7	12	2	7
Houston	2	14	1	1	2	5	4	5	1	1	1	1	2	4	8	3	1	1	8	7	
Kansas City	14	2	14	1	4	9	14	12	14	12	12	14	10	13	14	1	11	11	14	9	7
Los Angeles	8	8	8	1	10	8	12	9	7	6	8	7	10	4	5	7	10	4	6	14	4
Minnesota	9	7	9	1	4	11	10	8	11	13	9	9	8	15	12	13	14	7	7	1	1
New York	3	13	5	1	4	7	3	4	5	8	5	4	4	8	2	4	7	3	2	11	7
<b>Oakland</b>	<b>4</b>	<b>12</b>	<b>6</b>	<b>1</b>	<b>4</b>	<b>2</b>	<b>6</b>	<b>1</b>	<b>3</b>	<b>5</b>	<b>6</b>	<b>6</b>	<b>5</b>	<b>13</b>	<b>3</b>	<b>2</b>	<b>4</b>	<b>5</b>	<b>11</b>	<b>13</b>	<b>2</b>
Seattle	7	9	7	1	2	5	1	6	8	4	7	8	6	2	7	11	1	8	8	5	4
Tampa Bay	6	10	2	1	12	2	2	7	2	2	2	2	2	5	6	2	8	14	5	4	12
Texas	11	5	13	1	10	13	7	13	13	10	13	13	14	12	13	11	5	9	15	5	13
Toronto	10	6	12	1	12	14	9	11	12	11	11	11	12	10	11	9	12	5	9	10	11

# AL BATTING LEADERS

BATTING AVERAGE		HOME RUNS		RUNS BATTED IN		MULTI HIT GAMES					
.346	Betts,M	BOS	<b>48</b> Davis,K	OAK	130	Martinez,J	BOS	59	Martinez,J	BOS	
.330	Martinez,J	BOS	43	Martinez,J	BOS	<b>123</b> Davis,K	OAK	58	Lindor,F	CLE	
.316	Altuve,J	HOU	40	Gallo,J	TEX	107	Encarnacio,E	CLE	56	Castellano,N	DET
.312	Trout,M	LAA	39	Ramirez,J	CLE	105	Ramirez,J	CLE	54	Betts,M	BOS
.309	Brantley,M	CLE	39	Trout,M	LAA	103	Bregman,A	HOU	54	Merrifield,W	KC
.304	Merrifield,W	KC	38	Lindor,F	CLE	103	Bogaerts,X	BOS	53	Benintendi,A	BOS
.304	Segura,J	SEA	38	Stanton,G	NYA	100	Stanton,G	NYA	53	Andujar,M	NYA
.300	Wendle,J	TB	37	Cruz,N	SEA	<b>99</b> Lowrie,J	OAK	52	Segura,J	SEA	
.298	Castellano,N	DET	32	Betts,M	BOS	97	Cruz,N	SEA	51	Brantley,M	CLE
.297	Andujar,M	NYA	32	Encarnacio,E	CLE	93	Haniger,M	SEA	48	2 players tied	

RUNS		HITS		TOTAL BASES		GRAND SLAMS					
129	Betts,M	BOS	192	Merrifield,W	KC	358	Martinez,J	BOS	3	Bogaerts,X	BOS
129	Lindor,F	CLE	188	Martinez,J	BOS	343	Lindor,F	CLE	2	15 players tied	
111	Martinez,J	BOS	185	Castellano,N	DET	333	Betts,M	BOS			
110	Ramirez,J	CLE	183	Lindor,F	CLE	319	Ramirez,J	CLE			
105	Bregman,A	HOU	180	Betts,M	BOS	316	Bregman,A	HOU			
103	Benintendi,A	BOS	178	Segura,J	SEA	<b>316</b> Davis,K	OAK				
102	Springer,G	HOU	176	Brantley,M	CLE	314	Stanton,G	NYA			
102	Stanton,G	NYA	170	Andujar,M	NYA	310	Castellano,N	DET			
101	Trout,M	LAA	170	Bregman,A	HOU	302	Andujar,M	NYA			
<b>100</b>	<b>Chapman,M</b>	<b>OAK</b>	170	Haniger,M	SEA	296	Trout,M	LAA			

DOUBLES		TRIPLES		STOLEN BASES		HITTING STREAKS					
51	Bregman,A	HOU	10	Smith,M	TB	45	Merrifield,W	KC	20	Merrifield,W	KC
47	Andujar,M	NYA	10	Sanchez,Y	CWS	40	Smith,M	TB		10-Sep - 30-Sep	
47	Betts,M	BOS	9	Kiermaier,K	TB	34	Ramirez,J	CLE	19	Brantley,M	CLE
46	Castellano,N	DET	8	Gordon,D	SEA	32	Mondesi,A	KC		9-May - 30-May	
45	Bogaerts,X	BOS	7	Hernandez,T	TOR	30	Betts,M	BOS	19	Andrus,E	TEX
43	Merrifield,W	KC	7	Gardner,B	NYA	30	Gordon,D	SEA		15-Jul - 8-Aug	
<b>42</b>	<b>Chapman,M</b>	<b>OAK</b>	7	Span,D	SEA	26	Anderson,T	CWS	18	Ramos,W	TB
42	Lindor,F	CLE	6	7 players tied		25	Lindor,F	CLE		14-Apr - 12-May	
41	Benintendi,A	BOS				24	Trout,M	LAA	17	3 streaks tied	
<b>41</b>	<b>Piscotty,S</b>	<b>OAK</b>				21	4 players tied				

WALKS		ON-BASE PERCENTAGE		SLUGGING PERCENTAGE		EXTRA BASE HITS					
122	Trout,M	LAA	.460	Trout,M	LAA	.640	Betts,M	BOS	84	Betts,M	BOS
106	Ramirez,J	CLE	.438	Betts,M	BOS	.629	Martinez,J	BOS	83	Bregman,A	HOU
96	Bregman,A	HOU	.402	Martinez,J	BOS	.628	Trout,M	LAA	82	Lindor,F	CLE
92	Choo,S	TEX	.394	Bregman,A	HOU	.552	Ramirez,J	CLE	82	Martinez,J	BOS
90	Hicks,A	NYA	.387	Ramirez,J	CLE	<b>.549</b> Davis,K	OAK	81	Ramirez,J	CLE	
83	Smook,J	TOR	.386	Altuve,J	HOU	.532	Bregman,A	HOU	<b>77</b> Davis,K	OAK	
81	Betts,M	BOS	.377	Choo,S	TEX	.527	Andujar,M	NYA	76	Andujar,M	NYA
<b>78</b>	<b>Lowrie,J</b>	<b>OAK</b>	.367	Merrifield,W	KC	.522	Bogaerts,X	BOS	74	Castellano,N	DET
76	Judge,A	NYA	.367	Smith,M	TB	.519	Lindor,F	CLE	73	Stanton,G	NYA
74	Gallo,J	TEX	.366	Hicks,A	NYA	.509	Stanton,G	NYA	<b>72</b> Chapman,M	OAK	

OUTFIELD ASSISTS		HOME BATTING AVG		ROAD BATTING AVG.		RISP BATTING AVG					
12	Haniger,M	SEA	.364	Betts,M	BOS	.349	Altuve,J	HOU	.407	Mauer,J	MIN
12	Benintendi,A	BOS	.347	Smith,M	TB	.335	Wendle,J	TB	.403	Gurriel,Y	HOU
11	Hernandez,T	TOR	.334	Martinez,J	BOS	.331	Betts,M	BOS	.388	Bregman,A	HOU
10	Castellano,N	DET	.333	Brantley,M	CLE	.328	Trout,M	LAA	.386	Martinez,J	BOS
9	7 players tied		.325	Duffy,M	TB	.326	Martinez,J	BOS	.346	Trout,M	LAA
			.314	Benintendi,A	BOS	.325	Segura,J	SEA	.342	Bogaerts,X	BOS
			.314	Bogaerts,X	BOS	.322	Simmons,A	LAA	.338	Benintendi,A	BOS
			.312	Andujar,M	NYA	<b>.311</b> Chapman,M	OAK	.325	Betts,M	BOS	
			.308	Castellano,N	DET	.307	Haniger,M	SEA	<b>.324</b> Lowrie,J	OAK	
			.307	Merrifield,W	KC	.300	Merrifield,W	KC	.322	Duffy,M	TB

**DAY BATTING AVG**

.365	Benintendi,A
.338	Betts,M
.332	Wendle,J
.329	Rosario,E
.323	Altuve,J
.320	Brantley,M
.319	Bogaerts,X
.318	Andujar,M
.308	Odor,R
.307	Lindor,F

**NIGHT BATTING AVG**

.349	Betts,M
.341	Martinez,J
.325	Trout,M
.314	Merrifield,W
.314	Altuve,J
.310	Segura,J
.306	Haniger,M
.303	Simmons,A
.303	Duffy,M
.302	Brantley,M

**VS RIGHTY AVG**

.339	Betts,M
.329	Altuve,J
.329	Martinez,J
.321	Brantley,M
.318	Trout,M
.309	Andujar,M
.305	Benintendi,A
.300	Segura,J
.300	Wendle,J
.299	Simmons,A

**VS LEFTY AVG.**

.381	Castellano,N
.368	Betts,M
.357	Merrifield,W
.343	Lindor,F
.337	Smith,M
.336	Martinez,J
.331	Gurriel,Y
.316	Stanton,G
.315	Bregman,A
.314	Haniger,M

**CAUGHT STEALING**

12	Odor,R
12	Smith,M
12	Gordon,D
11	Segura,J
10	Merrifield,W
10	Lindor,F
8	Anderson,T
8	Engel,A
7	5 players tied

**SACRIFICE BUNTS**

12	Deshields,D
9	Gordon,D
8	Escobar,A
7	Heredia,G
7	Engel,A
7	Smith,M
7	Perez,R
6	Tocci,C
5	Kiner-Fale,I
5	Gonzalez,M

**SACRIFICE FLIES**

11	Correa,C
10	Wendle,J
10	Stanton,G
9	Gregorius,D
8	Gattis,E
8	Beltre,A
7	9 players tied

**STRIKEOUTS**

217	Moncada,Y
211	Stanton,G
207	Gallo,J
192	Davis,C
176	Upton,J
175	Davis,K
165	Davidson,M
163	Hernandez,T
163	Olson,M
160	Candelario,J

**GROUNDED INTO DP**

22	Gurriel,Y
21	Healy,R
21	Piscotty,S
21	Solarte,Y
21	Jones,A
19	Perez,S
19	Martinez,J
19	Martinez,V
18	Chapman,M
17	8 players tied

**INTENTIONAL WALKS**

25	Trout,M
15	Ramirez,J
12	Machado,M
11	Martinez,J
8	Betts,M
7	Abreu,J
7	Lindor,F
6	Devers,R
6	Escobar,E
5	7 players tied

**HIT BY PITCH**

21	Gomez,C
19	Chirinos,R
17	Cron,C
14	Cruz,N
13	Robertson,D
12	Bregman,A
12	Profar,J
12	Piscotty,S
12	Perez,S
12	Davis,K

**AT BATS**

661	Lindor,F
632	Merrifield,W
632	Semien,M
620	Castellano,N
617	Stanton,G
600	Sanchez,Y
596	Haniger,M
596	Lowrie,J
594	Bregman,A
586	Segura,J

**HARDEST TO FAN  
(PLATE APP. PER SO)**

13.6	Simmons,A
10.5	Brantley,M
10.4	Martinez,V
9.2	Segura,J
9.1	Gurriel,Y
8.7	Ramirez,J
8.3	Kinsler,I
8.3	Bregman,A
8.2	Gregorius,D
7.6	Altuve,J

**RBI RATIO**

**(AT BATS PER RBI)**

4.4	Martinez,J
4.7	Encarnacio,E
4.7	Davis,K
5.0	Bogaerts,X
5.4	Cruz,N
5.4	Gallo,J
5.5	Ramirez,J
5.8	Bregman,A
5.9	Gregorius,D
6.0	Trout,M

**HOME RUN RATIO**

**(AT BATS PER HOME RUN)**

12.0	Davis,K
12.1	Trout,M
12.5	Gallo,J
13.2	Martinez,J
14.0	Cruz,N
14.8	Ramirez,J
15.6	Encarnacio,E
16.2	Stanton,G
16.3	Betts,M
16.7	Cron,C

**HARDEST TO DOUBLE UP**

**(AT BATS PER GIDP)**

480.0	Hicks,A
289.0	Ramirez,J
166.7	Gallo,J
144.5	Moncada,Y
139.8	Rosario,E
134.8	Candelario,J
132.2	Lindor,F
106.0	Kipnis,J
104.0	Betts,M
94.8	Odor,R

**GAMES PLAYED**

162	Olson,M
159	Semien,M
158	Merrifield,W
158	Lindor,F
158	Stanton,G
157	Bregman,A
157	Ramirez,J
157	Haniger,M
157	Castellano,N
157	Lowrie,J

# AL PITCHING LEADERS

## EARNED RUN AVERAGE

1.89	Snell,B	TB	21	Snell,B
2.21	Bauer,T	CLE	20	Kluber,C
2.52	Verlander,J	HOU	19	Severino,L
2.88	Cole,G	HOU	17	Porcello,R
2.89	Kluber,C	CLE	17	Happ,J
3.02	Clevinger,M	CLE	17	Carrasco,C
3.13	Morton,C	HOU	16	Yarbrough,R
3.38	Carrasco,C	CLE	16	Verlander,J
3.39	Severino,L	NYN	16	Price,D
<b>3.56</b>	<b>Fiers,M</b>	<b>OAK</b>	15	2 players tied

## WINNING STREAKS

9	Snell,B	TB
10-Aug - 23-Sep		
7	8 streaks tied	

## SAVES

57	Diaz,E	SEA
42	Kimbrel,C	BOS
<b>38</b>	<b>Treinen,B</b>	<b>OAK</b>
32	Chapman,A	NYN
32	Greene,S	DET
27	Allen,C	CLE
26	Giles,K	TOR
25	Romo,S	TB
<b>25</b>	<b>Rodney,F</b>	<b>OAK</b>
24	Kela,K	TEX

## GAMES STARTED

34	Keuchel,D
34	Verlander,J
<b>33</b>	<b>Porcello,R</b>
33	Kluber,C
33	Shields,J
32	8 players tied

## COMPLETE GAMES

2	Berrios,J	HOU	MIN
2	Paxton,J	HOU	SEA
2	Kluber,C	BOS	CLE
2	Carrasco,C	CLE	CLE
1	17 players tied	CWS	

## GAMES

77	Pressly,R	HOU	215.0	Kluber,C
76	Alvarez,J	LAA	214.0	Verlander,J
<b>74</b>	<b>Petit,Y</b>	<b>OAK</b>	204.2	Keuchel,D
73	Hildenberg,T	MIN	204.2	Shields,J
73	Diaz,E	SEA	200.1	Cole,G
73	Kelly,J	BOS	200.0	Clevinger,M
73	Romo,S	TB	196.2	Gibson,K
73	Clippard,T	TOR	192.1	Berrios,J
72	Rogers,T	MIN	192.0	Carrasco,C
72	Duke,Z	SEA	191.1	2 players tied

## INNINGS PITCHED

## STRIKEOUTS

290	Verlander,J	HOU
276	Cole,G	HOU
237	Sale,C	BOS
231	Carrasco,C	CLE
222	Kluber,C	CLE
221	Snell,B	TB
221	Bauer,T	CLE
220	Severino,L	NYN
208	Paxton,J	SEA
207	Clevinger,M	CLE

## WINNING PERCENTAGE

.833	Morton,C	HOU	(15-3)
.808	Snell,B	TB	(21-5)
.750	Cole,G	HOU	(15-5)
.750	Sale,C	BOS	(12-4)
.741	Kluber,C	CLE	(20-7)
.739	Happ,J	NYN	(17-6)
.727	Yarbrough,R	TB	(16-6)
.722	Rodriguez,E	BOS	(13-5)
.708	Porcello,R	BOS	(17-7)
.704	Severino,L	NYN	(19-8)

## SHUTOUTS

1	11 players tied
---	-----------------

## OPP. BATTING AVERAGE AGAINST

.178	Snell,B	TB
.198	Cole,G	HOU
.200	Verlander,J	HOU
.208	Bauer,T	CLE
.213	Morton,C	HOU
.222	Berrios,J	MIN
.223	Clevinger,M	CLE
.223	Kluber,C	CLE
.225	Happ,J	NYN
.228	Boyd,M	DET

## HOME EARNED RUN AVERAGE

1.27	Snell,B	TB
1.84	Bauer,T	CLE
2.14	Kluber,C	CLE
2.74	Severino,L	NYN
<b>2.81</b>	<b>Fiers,M</b>	<b>OAK</b>
2.84	Verlander,J	HOU
2.98	Price,D	BOS
2.99	Cole,G	HOU
3.03	Berrios,J	MIN
3.14	Clevinger,M	CLE

## ROAD EARNED RUN AVERAGE

2.11	Sale,C	BOS
2.14	Verlander,J	HOU
2.45	Snell,B	TB
2.53	Bauer,T	CLE
2.77	Cole,G	HOU
2.87	Clevinger,M	CLE
2.96	Carrasco,C	CLE
3.47	Tanaka,M	NYN
3.57	Gibson,K	MIN
3.59	Keuchel,D	HOU

**DAY EARNED RUN AVERAGE**

1.64	Sale,C
1.93	Kluber,C
2.04	Clevinger,M
2.07	Bundy,D
2.17	Snell,B
2.49	Keller,B
2.76	Severino,L
2.91	Price,D
3.04	Verlander,J
3.30	Odorizzi,J

**NIGHT EARNED RUN AVERAGE**

BOS	1.72	Snell,B	TB
CLE	2.22	Bauer,T	CLE
CLE	2.28	Verlander,J	HOU
BAL	2.84	Morton,C	HOU
TB	2.88	Cole,G	HOU
KC	2.90	Carrasco,C	CLE
NYY	3.02	LeBlanc,W	SEA
BOS	3.25	Berrios,J	MIN
HOU	3.47	Paxton,J	SEA
MIN	3.50	Kluber,C	CLE

**HITS ALLOWED**

211	Keuchel,D
207	Leake,M
190	Shields,J
188	Bundy,D
182	Junis,J
179	Kluber,C
177	Gibson,K
177	Porcello,R
177	Cashner,A
173	2 players tied

**LOSSES**

16	Bundy,D
16	Shields,J
15	Cobb,A
15	Cashner,A
14	Covey,D
14	Estrada,M
14	Hernandez,F
14	Hammel,J
13	3 players tied

**HOME RUNS ALLOWED**

41	Bundy,D
34	Shields,J
32	Junis,J
<b>32</b>	<b>Fiers,M</b>
32	Colon,B
29	Estrada,M
28	Zimmermann,J
28	Verlander,J
27	6 players tied

**FEWEST WALKS PER 9 IP**

1.4	Kluber,C	CLE
1.6	Verlander,J	HOU
1.6	Leake,M	SEA
1.7	Gonzales,M	SEA
<b>1.9</b>	<b>Fiers,M</b>	<b>OAK</b>
2.0	Carrasco,C	CLE
2.2	Severino,L	NYY
2.2	Junis,J	KC
2.2	LeBlanc,W	SEA
2.3	Heaney,A	LAA

**WILD PITCHES**

15	Richards,G
14	McCullers,L
14	Duffy,D
13	Giolito,L
13	Snell,B
12	Bauer,T
11	Hernandez,F
11	Shields,J
10	Colome,A
9	12 players tied

**HIT BATSMEN**

16	Porcello,R
16	Morton,C
15	Junis,J
15	Giolito,L
14	Sale,C
13	Berrios,J
12	Rodon,C
12	Hamels,C
12	Hernandez,F
11	2 players tied

**EARNED RUNS**

118	Giolito,L
104	Bundy,D
103	Shields,J
96	Hernandez,F
94	Colon,B
91	Porcello,R
90	Leake,M
90	Cashner,A
90	Estrada,M
86	Junis,J

**STRIKEOUTS PER 9 INNINGS**

12.4	Cole,G	HOU
12.2	Verlander,J	HOU
11.3	Bauer,T	CLE
11.0	Snell,B	TB
10.8	Morton,C	HOU
10.8	Carrasco,C	CLE
10.3	Severino,L	NYY
9.8	Happ,J	NYY
9.6	Bundy,D	BAL
9.5	Berrios,J	MIN

**BALKS**

3	Lopez,R
3	Castro,M
2	Kela,K
2	Boyd,M
2	Gaviglio,S
2	Santiago,H
2	Verlander,J
2	Hamels,C
2	Gomez,C
1	45 players tied

**WALKS**

90	Giolito,L
79	Gibson,K
78	Shields,J
76	Lynn,L
75	Lopez,R
73	Liriano,F
70	Odorizzi,J
70	Duffy,D
67	Clevinger,M
65	Cashner,A

**RUNS ALLOWED**

123	Giolito,L
116	Bundy,D
115	Shields,J
107	Hernandez,F
98	Leake,M
97	Porcello,R
97	Cashner,A
97	Colon,B
94	Junis,J
93	Cobb,A

**OPP. BATTING AVG AGAINST**

.178	Snell,B	TB
.198	Cole,G	HOU
.200	Verlander,J	HOU
.208	Bauer,T	CLE
.213	Morton,C	HOU
.222	Berrios,J	MIN
.223	Clevinger,M	CLE
.223	Kluber,C	CLE
.225	Happ,J	NYY
.228	Boyd,M	DET

**GAMES FINISHED**

65	Diaz,E	SEA
<b>58</b>	<b>Treinen,B</b>	<b>OAK</b>
58	Greene,S	DET
57	Kimbrel,C	BOS
45	Allen,C	CLE
43	Chapman,A	NYY
42	Giles,K	TOR
41	Parker,B	LAA
<b>40</b>	<b>Rodney,F</b>	<b>OAK</b>
39	Romo,S	TB

# AL ROOKIE BATTING LEADERS

BATTING AVERAGE		HOME RUNS		RUNS BATTED IN		MULTI HIT GAMES					
.300	Wendle,J	TB	27	Andujar,M	92	Andujar,M	53	Andujar,M	2	Andujar,M	NYN
.297	Andujar,M	NYN	27	Palka,D	77	Torres,G	39	Wendle,J	1	Guzman,R	TEX
.285	Ohtani,S	LAA	24	Torres,G	67	Palka,D	32	Torres,G	1	Vogelbach,D	SEA
.278	Adames,W	TB	22	Ohtani,S	61	Ohtani,S	25	Palka,D	1	Cave,J	MIN
.275	Fletcher,D	LAA	17	Austin,T	61	Wendle,J	23	Ohtani,S	1	Dozier,H	KC
.271	Torres,G	NYN	16	Guzman,R	58	Guzman,R	23	Guzman,R	1	Dozier,H	KC
.269	Cave,J	MIN	16	Goodrum,N	53	Goodrum,N	22	Adames,W	1	Dozier,H	KC
.268	Garver,M	MIN	13	Cave,J	48	Bauers,J	22	Goodrum,N	1	Dozier,H	KC
.261	Kiner-Fale,I	TEX	12	O'Hearn,R	47	Austin,T	21	Fletcher,D	1	Dozier,H	KC
.258	Nunez,R	BAL	11	3 players tied	45	2 players tied	19	Dozier,H	1	Dozier,H	KC

RUNS		HITS		TOTAL BASES		GRAND SLAMS					
83	Andujar,M	NYN	170	Andujar,M	302	Andujar,M	2	Andujar,M	1	Guzman,R	TEX
62	Wendle,J	TB	146	Wendle,J	212	Wendle,J	1	Guzman,R	1	Vogelbach,D	SEA
59	Ohtani,S	LAA	117	Torres,G	207	Torres,G	1	Vogelbach,D	1	Cave,J	MIN
56	Palka,D	CWS	109	Goodrum,N	202	Palka,D	1	Cave,J	1	Cave,J	MIN
55	Goodrum,N	DET	100	Palka,D	192	Goodrum,N	1	Cave,J	1	Cave,J	MIN
54	Torres,G	NYN	93	Ohtani,S	184	Ohtani,S	1	Guzman,R	1	Cave,J	MIN
54	Cave,J	MIN	93	Kiner-Fale,I	161	Guzman,R	1	Guzman,R	1	Cave,J	MIN
48	Bauers,J	TB	91	Guzman,R	143	Dozier,H	1	Guzman,R	1	Cave,J	MIN
46	Guzman,R	TEX	83	Dozier,H	136	Cave,J	1	Guzman,R	1	Cave,J	MIN
43	2 players tied		81	Garver,M	127	Kiner-Fale,I	1	Guzman,R	1	Cave,J	MIN

DOUBLES		TRIPLES		STOLEN BASES		HITTING STREAKS					
47	Andujar,M	NYN	6	Wendle,J	21	Allen,G	14	Allen,G	1	Allen,G	CLE
33	Wendle,J	TB	4	Dozier,H	16	Wendle,J	15-Jul - 21-Aug	15-Jul - 21-Aug	1	Allen,G	CLE
29	Goodrum,N	DET	3	Allen,G	12	Goodrum,N	12	Gurriel,L	1	Gurriel,L	TOR
22	Bauers,J	TB	3	Reyes,V	10	Ohtani,S	11-Jul - 24-Aug	11-Jul - 24-Aug	1	Gurriel,L	TOR
21	Ohtani,S	LAA	3	Palka,D	9	Reyes,V	11	Wendle,J	1	Wendle,J	TB
19	Garver,M	MIN	3	Herrera,R	7	Laureano,R	28-Jun - 11-Jul	28-Jun - 11-Jul	1	Wendle,J	TB
19	Dozier,H	KC	3	Goodrum,N	7	Kiner-Fale,I	9	3 streaks tied	1	Wendle,J	TB
18	Fletcher,D	LAA	3	Martini,N	6	4 players tied	9	3 streaks tied	1	Wendle,J	TB
18	Kiner-Fale,I	TEX	2	13 players tied						Wendle,J	TB
18	Guzman,R	TEX								Wendle,J	TB

WALKS		ON BASE PERCENTAGE		SLUGGING PERCENTAGE		EXTRA BASE HITS					
54	Bauers,J	TB	.361	Ohtani,S	.564	Ohtani,S	76	Andujar,M	1	Andujar,M	NYN
42	Torres,G	NYN	.354	Wendle,J	.527	Andujar,M	48	Goodrum,N	1	Andujar,M	NYN
42	Goodrum,N	DET	.348	Adames,W	.484	Palka,D	46	Wendle,J	1	Andujar,M	NYN
37	Ohtani,S	LAA	.340	Torres,G	.481	Cave,J	45	Ohtani,S	1	Andujar,M	NYN
37	Wendle,J	TB	.335	Garver,M	.480	Torres,G	45	Palka,D	1	Andujar,M	NYN
33	Guzman,R	TEX	.328	Andujar,M	.480	Austin,T	41	Torres,G	1	Andujar,M	NYN
31	Adames,W	TB	.325	Kiner-Fale,I	.435	Wendle,J	36	Guzman,R	1	Andujar,M	NYN
30	Palka,D	CWS	.322	Nunez,R	.432	Goodrum,N	35	Bauers,J	1	Andujar,M	NYN
29	Garver,M	MIN	.316	Bauers,J	.419	Nunez,R	34	Dozier,H	1	Andujar,M	NYN
28	Kiner-Fale,I	TEX	.316	Stassi,M	.416	Guzman,R	32	Cave,J	1	Andujar,M	NYN

## OUTFIELD ASSISTS

9	Laureano,R	OAK
5	Cave,J	MIN
4	Reyes,V	DET
4	LaMarre,R	CWS
4	Field,J	MIN
3	Phillips,B	KC
3	Palka,D	CWS
2	6 players tied	



# AL ROOKIE PITCHING LEADERS

## EARNED RUN AVERAGE

3.08	Keller,B	KC	16	Yarbrough,R
3.18	Velazquez,H	BOS	11	Bieber,S
3.41	Barria,J	LAA	10	Barria,J
3.51	Chirinos,Y	TB	9	Keller,B
3.87	Borucki,R	TOR	8	Trivino,L
3.91	Yarbrough,R	TB	7	Velazquez,H
4.17	Johnson,B	BOS	5	Beeks,J
4.26	Fillmyer,H	KC	5	Chirinos,Y
4.55	Bieber,S	CLE	5	Jurado,A
4.88	Hess,D	BAL	4	9 players tied

## WINS

## WINNING STREAKS

7	Velazquez,H	BOS
1-Apr - 30-Jul		
7	Yarbrough,R	TB
26-Jul - 19-Sep		
5	Beeks,J	TB
2-Aug - 21-Sep		
5	Trivino,L	OAK
19-Jun - 25-Jul		
4	4 streaks tied	

## SAVES

4	Buttrey,T	LAA
4	Trivino,L	OAK
4	Anderson,J	LAA
4	Fry,J	CWS
2	Hill,T	KC
2	Fry,P	BAL
2	Kolarek,A	TB
1	4 players tied	

## GAMES STARTED

29	Stanek,R	TB
26	Barria,J	LAA
20	Keller,B	KC
19	Bieber,S	CLE
19	Hess,D	BAL
17	Borucki,R	TOR
14	German,D	NYN
13	Fillmyer,H	KC
13	Skoglund,E	KC
13	Johnson,B	BOS

## COMPLETE GAMES

1	Keller,B	KC
---	----------	----

## GAMES

70	Hill,T	KC
69	Trivino,L	OAK
59	Fry,J	CWS
59	Stanek,R	TB
57	Anderson,J	LAA
53	Scott,T	BAL
47	Velazquez,H	BOS
43	Castillo,D	TB
41	Keller,B	KC
40	Magill,M	MIN

## INNINGS PITCHED

147.1	Yarbrough,R	TB
140.1	Keller,B	KC
129.1	Barria,J	LAA
114.2	Bieber,S	CLE
103.1	Hess,D	BAL
99.1	Johnson,B	BOS
97.2	Borucki,R	TOR
89.2	Chirinos,Y	TB
85.2	German,D	NYN
85.0	Velazquez,H	BOS

## STRIKEOUTS

128	Yarbrough,R	TB
118	Bieber,S	CLE
102	German,D	NYN
98	Barria,J	LAA
96	Keller,B	KC
87	Johnson,B	BOS
82	Trivino,L	OAK
81	Stanek,R	TB
77	Smith,B	KC
76	Scott,T	BAL

## WINNING PERCENTAGE

.727	Yarbrough,R	TB	(16-6)
.688	Bieber,S	CLE	(11-5)
.600	Keller,B	KC	(9-6)
.526	Barria,J	LAA	(10-9)

## SHUTOUTS

## OPPONENTS BATTING AVERAGE AGAINST

.242	German,D	NYN
.242	Barria,J	LAA
.246	Yarbrough,R	TB
.252	Keller,B	KC
.254	Chirinos,Y	TB
.255	Fillmyer,H	KC
.256	Borucki,R	TOR
.262	Hess,D	BAL
.263	Johnson,B	BOS
.285	Bieber,S	CLE

# NL TEAM LEADERS

## CLUB BATTING

CLUB	AVG	G	AB	R	H	TB	2B	3B	HR	RBI	SH	SF	HP	BB	IBB	SO	SB	CS	GI			
																			DP	SLG	OBP	
Chicago	.258	163	5624	761	1453	2308	286	34	167	722	40	46	78	576	67	1388	66	38	107	.410	.333	
Atlanta	.257	162	5582	759	1433	2330	314	29	175	717	49	43	66	511	53	1290	90	36	99	.417	.324	
Colorado	.256	163	5541	780	1418	2412	280	42	210	748	42	37	51	507	38	1397	95	33	114	.435	.322	
Washington	.254	162	5517	771	1402	2309	284	25	191	737	41	40	59	631	56	1289	119	33	104	.419	.335	
Cincinnati	.254	162	5532	696	1404	2221	251	25	172	665	49	35	65	559	35	1376	77	33	128	.401	.328	
Pittsburgh	.254	161	5447	692	1381	2218	290	38	157	665	31	52	59	474	38	1229	70	38	121	.407	.317	
Milwaukee	.252	163	5542	754	1398	2352	252	24	218	711	29	41	58	537	32	1458	124	32	128	.424	.323	
Los Angeles	.250	163	5572	804	1394	2461	296	33	235	756	39	39	61	647	47	1436	75	24	119	.442	.333	
St. Louis	.249	162	5498	759	1369	2250	248	9	205	725	46	48	80	525	40	1380	63	32	92	.409	.321	
San Francisco	.239	162	5541	603	1324	2038	255	30	133	573	33	42	49	448	40	1467	77	34	113	.368	.300	
Miami	.237	161	5488	589	1303	1957	222	24	128	554	32	31	73	455	26	1384	45	31	119	.357	.303	
Arizona	.235	162	5460	693	1283	2170	259	50	176	658	38	45	52	560	36	1460	79	25	110	.397	.310	
San Diego	.235	162	5486	617	1289	2085	250	30	162	583	35	36	31	471	28	1523	95	36	122	.380	.297	
New York	.234	162	5468	676	1282	2125	265	34	170	649	28	42	73	566	36	1404	71	39	116	.389	.312	
Philadelphia	.234	162	5424	677	1271	2130	241	30	186	653	32	32	64	582	33	1520	69	26	102	.393	.314	
<b>Totals</b>	<b>.247</b>	<b>82722</b>	<b>20404</b>	<b>3993</b>	<b>2685</b>	<b>564</b>	<b>919</b>	<b>605</b>	<b>8049</b>	<b>21001</b>	<b>490</b>	<b>1694</b>	<b>.403</b>									
		<b>1216</b>	<b>10631</b>	<b>33366</b>	<b>457</b>	<b>10116</b>	<b>609</b>															

## CLUB PITCHING

CLUB	W	L	ERA	G	CG	SHO	SV	IP	H	R	ER	HR	HB	BB	IBB	SO	WP	BK	AVG
Los Angeles	92	71	3.38	163	0	11	48	1476.0	1279	610	554	179	61	422	39	1565	39	10	.230
Chicago	95	68	3.65	163	1	18	46	1476.1	1319	645	598	157	66	622	33	1333	46	3	.240
Arizona	82	80	3.72	162	2	9	39	1463.0	1313	644	605	174	57	522	43	1448	69	5	.239
Milwaukee	96	67	3.73	163	0	14	49	1461.0	1259	659	606	173	61	553	34	1428	50	5	.233
Atlanta	90	72	3.75	162	2	11	40	1456.2	1236	657	607	153	52	635	43	1423	61	8	.229
St. Louis	88	74	3.85	162	1	8	43	1455.1	1354	691	622	144	67	593	49	1337	63	4	.246
San Francisco	73	89	3.95	162	1	15	36	1461.1	1387	699	641	156	45	524	37	1269	44	4	.251
Pittsburgh	82	79	4.00	161	3	16	40	1434.0	1380	693	637	174	69	497	43	1336	95	6	.251
Washington	82	80	4.04	162	2	7	40	1446.0	1320	682	649	198	76	487	37	1417	42	6	.242
New York	77	85	4.07	162	3	15	41	1460.2	1364	707	661	185	71	484	32	1446	26	2	.246
Philadelphia	80	82	4.14	162	0	12	44	1445.2	1366	728	665	171	60	500	35	1465	81	7	.249
Colorado	91	72	4.33	163	0	10	51	1452.1	1378	745	699	184	52	525	24	1409	70	8	.250
San Diego	66	96	4.40	162	0	5	36	1457.0	1430	767	713	185	68	519	28	1399	52	4	.256
Cincinnati	67	95	4.63	162	1	6	38	1441.0	1491	819	741	228	50	532	60	1258	48	8	.266
Miami	63	98	4.76	161	1	12	30	1442.0	1388	809	762	192	71	605	73	1249	47	6	.254
<b>Totals</b>	<b>1224</b>	<b>1208</b>	<b>4.02</b>	<b>1216</b>	<b>17</b>	<b>169</b>	<b>621</b>	<b>21828.1</b>	<b>20264</b>	<b>10555</b>	<b>9760</b>	<b>2653</b>	<b>926</b>	<b>8020</b>	<b>610</b>	<b>20782</b>	<b>833</b>	<b>86</b>	<b>.245</b>

## CLUB FIELDING

CLUB	PCT	G	PO	A	E	TC	DP	TP	PB
Washington	.989	162	4338	1363	64	5765	115	0	10
Colorado	.988	163	4357	1624	73	6054	162	0	11
Arizona	.988	162	4389	1686	75	6150	152	0	6
Atlanta	.986	162	4370	1439	80	5889	134	0	13
Miami	.986	161	4326	1448	83	5857	133	0	10
New York	.985	162	4382	1406	88	5876	121	0	9
Cincinnati	.984	162	4323	1608	95	6026	144	0	6
San Francisco	.984	162	4384	1605	97	6086	160	0	9
San Diego	.983	162	4371	1539	100	6010	127	0	12
Chicago	.983	163	4429	1675	104	6208	155	0	12
Los Angeles	.983	163	4428	1435	100	5963	111	0	10
Pittsburgh	.982	161	4302	1478	105	5885	129	0	8
Milwaukee	.982	163	4383	1453	108	5944	141	0	10
Philadelphia	.979	162	4337	1478	123	5938	138	0	18
St. Louis	.978	162	4366	1540	133	6039	151	0	7
<b>Totals</b>	<b>.984</b>	<b>1216</b>	<b>65485</b>	<b>22777</b>	<b>1428</b>	<b>89690</b>	<b>2073</b>	<b>0</b>	<b>151</b>

## CLUB MISCELLANEOUS

NOTE: "V.LHS/RHS" IS THE CLUB RECORD IN GAMES STARTED BY LEFT OR RIGHT HANDED PITCHERS, NOT NECESSARILY VERSUS THAT INDIVIDUAL PITCHER.

CLUB	DOUBLEHEADERS											ATTENDANCE	
	VS LHS	VS RHS	GRASS	ARTIF	DAY	NIGHT	1-RUN	X-INN	W	L	S	HOME	ROAD
Arizona	28-30	54-50	82-80	0-0	20-27	62-53	20-31	5-9	0	0	0	2,242,695	2,578,442
Atlanta	21-26	69-46	87-71	3-1	31-22	59-50	23-12	6-8	0	0	0	2,555,781	2,253,950
Chicago	22-13	73-55	95-68	0-0	46-31	49-37	26-25	11-8	0	1	0	3,181,089	2,624,066
Cincinnati	22-26	45-69	67-95	0-0	27-37	40-58	10-29	7-12	0	0	0	1,629,356	2,423,437
Colorado	33-27	58-45	91-72	0-0	25-27	66-45	26-15	5-6	0	0	0	3,015,880	2,591,775
Los Angeles	40-25	52-46	92-71	0-0	28-17	64-54	22-22	8-7	0	0	0	3,857,500	2,680,703
Miami	12-26	51-72	61-97	2-1	20-30	43-68	19-21	9-6	0	1	0	811,104	2,284,510
Milwaukee	24-19	72-48	96-67	0-0	28-32	68-35	33-19	9-7	0	1	0	2,850,875	2,349,038
New York	18-24	59-61	76-84	1-1	26-27	51-58	16-26	9-9	1	0	2	2,224,995	2,383,676
Philadelphia	21-16	59-66	76-80	4-2	25-29	55-53	23-18	8-6	0	1	2	2,158,124	2,270,526
Pittsburgh	21-27	61-52	82-79	0-0	30-26	52-53	29-22	7-5	1	0	1	1,465,316	2,534,338
San Diego	19-37	47-59	66-96	0-0	20-28	46-68	22-21	5-11	0	0	0	2,168,536	2,489,151
San Francisco	30-35	43-54	73-89	0-0	28-28	45-61	26-30	11-10	0	0	0	3,156,185	2,747,164
St. Louis	27-22	61-52	88-74	0-0	32-28	56-46	22-22	8-8	0	0	0	3,403,587	2,371,219
Washington	18-28	64-52	82-75	0-5	33-31	49-49	18-24	4-10	2	0	0	2,529,604	2,248,191

## CLUB RANK BATTING

CLUB	GI																				
	AVG	G	AB	R	H	TB	2B	3B	HR	RBI	SH	SF	HP	BB	IBB	SO	SB	CS	DP	SLG	OBP
Arizona	12	5	13	9	13	10	8	1	7	10	8	4	12	6	9	12	6	2	6	10	12
Atlanta	2	5	2	5	2	4	1	10	8	6	1	5	5	10	3	3	5	11	2	5	5
Chicago	1	1	1	4	1	6	4	4	11	5	6	3	2	4	1	7	13	13	5	6	2
Cincinnati	5	5	7	8	4	8	11	11	9	8	1	13	6	7	11	4	7	7	14	9	4
Colorado	3	1	5	2	3	2	6	2	3	2	4	11	13	11	7	8	3	7	8	2	7
Los Angeles	8	1	3	1	7	1	2	6	1	1	7	10	8	1	4	10	9	1	10	1	3
Miami	11	14	10	15	11	15	15	13	15	15	11	15	3	14	15	6	15	4	10	15	13
Milwaukee	7	1	4	7	6	3	10	13	2	7	14	8	11	8	13	11	1	5	14	3	6
New York	14	5	12	12	14	12	7	4	10	12	15	6	3	5	9	9	10	15	9	12	11
Philadelphia	15	5	15	11	15	11	14	7	6	11	11	14	7	3	12	14	12	3	3	11	10
Pittsburgh	6	14	14	10	8	9	3	3	13	8	13	1	9	12	7	1	11	13	12	8	9
San Diego	13	5	11	13	12	13	12	7	12	13	9	12	15	13	14	15	3	11	13	13	15
San Francisco	10	5	5	14	10	14	9	7	14	14	10	6	14	15	5	13	7	10	7	14	14
St. Louis	9	5	9	5	9	7	13	15	4	4	3	2	1	9	5	5	14	5	1	7	8
Washington	4	5	8	3	5	5	5	11	5	3	5	9	9	2	2	2	2	7	4	4	1

## CLUB RANK PITCHING

CLUB	W	L	ERA	G	CG	SHO	SV	IP	H	TBF	R	ER	HR	SH	SF	HB	BB	IBB	SO	WP	BK
Arizona	7	7	3	5	3	11	11	3	4	5	2	3	7	3	2	5	7	10	3	12	6
Atlanta	5	11	5	5	3	8	8	8	1	8	4	5	2	8	3	3	15	10	6	10	12
Chicago	2	14	2	1	6	1	4	1	5	13	3	2	4	8	3	9	14	4	12	5	2
Cincinnati	13	3	14	5	6	14	12	14	15	15	14	15	13	12	2	10	14	14	7	12	
Colorado	4	11	12	1	11	10	1	10	10	7	12	12	10	1	11	3	9	1	8	13	12
Los Angeles	3	13	1	1	11	8	3	2	3	2	1	1	9	1	1	7	1	9	1	2	15
Miami	15	1	15	14	6	6	15	13	13	11	14	15	13	7	12	13	13	15	15	6	8
Milwaukee	1	15	4	1	11	5	2	5	2	3	5	4	6	11	8	7	11	5	5	8	6
New York	11	5	10	5	1	3	7	6	8	9	10	11	11	7	13	2	3	4	1	1	1
Philadelphia	10	6	11	5	11	6	5	12	9	4	11	11	5	8	10	6	5	6	2	14	11
Pittsburgh	7	9	8	14	1	2	8	15	11	6	8	7	7	6	3	12	4	10	11	15	8
San Diego	14	2	13	5	11	15	13	7	14	12	13	13	11	5	6	11	6	2	9	9	3
San Francisco	12	4	7	5	6	3	13	4	12	10	9	8	3	14	12	1	8	7	13	4	3
St. Louis	6	10	6	5	6	12	6	9	7	14	7	6	1	15	15	10	12	13	10	11	3
Washington	7	7	9	5	3	13	8	11	6	1	6	9	14	3	8	15	3	7	7	3	8

REVIEW

# NL BATTING LEADERS

BATTING AVERAGE		HOME RUNS		RUNS BATTED IN		MULTI HIT GAMES					
.326	Yelich,C	MIL	38	Arenado,N	COL	111	Baez,J	CHI	57	Arenado,N	COL
.310	Gennett,S	CIN	37	Story,T	COL	110	Yelich,C	MIL	56	Markakis,N	ATL
.309	Freeman,F	ATL	36	Yelich,C	MIL	110	Arenado,N	COL	53	Gennett,S	CIN
.308	Rendon,A	WSH	36	Carpenter,M	STL	108	Story,T	COL	53	Freeman,F	ATL
.308	Cain,L	MIL	35	Muncy,M	LA	108	Aguilar,J	MIL	52	Baez,J	CHI
.305	Zobrist,B	CHI	35	Aguilar,J	MIL	104	Suarez,E	CIN	52	Peraza,J	CIN
.305	Martinez,J	STL	34	Hoskins,R	PHI	101	Rizzo,A	CHI	51	Story,T	COL
.300	Dickerson,C	PIT	34	Baez,J	CHI	100	Harper,B	WSH	51	Blackmon,C	COL
.297	Markakis,N	ATL	34	Suarez,E	CIN	98	Freeman,F	ATL	50	Yelich,C	MIL
.297	Arenado,N	COL	34	Harper,B	WSH	96	Hoskins,R	PHI	48	2 players tied	

RUNS		HITS		TOTAL BASES		GRAND SLAMS					
119	Blackmon,C	COL	191	Freeman,F	ATL	343	Yelich,C	MIL	2	Bellinger,C	LA
118	Yelich,C	MIL	187	Yelich,C	MIL	339	Story,T	COL	2	Albies,O	ATL
111	Carpenter,M	STL	185	Markakis,N	ATL	336	Baez,J	CHI	2	Renfroe,H	SD
105	Albies,O	ATL	182	Peraza,J	CIN	331	Arenado,N	COL	2	Moran,C	PIT
104	Arenado,N	COL	182	Blackmon,C	COL	316	Goldschmid,P	ARI	2	Duval,A	ATL
103	Turner,T	WSH	181	Gennett,S	CIN	314	Blackmon,C	COL	2	Ozuna,M	STL
103	Harper,B	WSH	180	Turner,T	WSH	312	Freeman,F	ATL	2	Bruce,J	NY
101	Baez,J	CHI	176	Baez,J	CHI	295	Carpenter,M	STL	2	Votto,J	CIN
95	Goldschmid,P	ARI	175	Arenado,N	COL	289	Albies,O	ATL	2	Bautista,J	PHI
94	Freeman,F	ATL	174	Story,T	COL	289	Peralta,D	ARI	1	47 players tied	

DOUBLES		TRIPLES		STOLEN BASES		HITTING STREAKS					
44	Rendon,A	WSH	12	Marte,K	ARI	43	Turner,T	WSH	17	Marte,S	PIT
44	Freeman,F	ATL	9	Baez,J	CHI	34	Hamilton,B	CIN		4-Jul - 24-Jul	
43	Markakis,N	ATL	9	Hamilton,B	CIN	33	Marte,S	PIT	17	Murphy,D	CHI
42	Story,T	COL	8	Rosario,A	NY	30	Cain,L	MIL		8-Aug - 27-Aug	
42	Carpenter,M	STL	8	Taylor,C	LA	28	Incarte,E	ATL	17	Blackmon,C	COL
40	Albies,O	ATL	8	Margot,M	SD	27	Story,T	COL		8-Sep - 25-Sep	
40	Baez,J	CHI	8	Nimmo,B	NY	24	Rosario,A	NY	16	Freeman,F	ATL
38	Hoskins,R	PHI	8	Susmond,I	COL	24	Jankowski,T	SD		19-May - 3-Jun	
38	Arenado,N	COL	7	5 players tied		24	Taylor,M	WSH	15	Yelich,C	MIL
36	Cabrera,A	PHI				23	Peraza,J	CIN		14-Jul - 31-Jul	

WALKS		ON BASE PERCENTAGE		SLUGGING PERCENTAGE		EXTRA BASE HITS					
130	Harper,B	WSH	.417	Votto,J	CIN	.598	Yelich,C	MIL	85	Story,T	COL
110	Santana,C	PHI	.404	Nimmo,B	NY	.567	Story,T	COL	83	Baez,J	CHI
108	Votto,J	CIN	.402	Yelich,C	MIL	.561	Arenado,N	COL	78	Arenado,N	COL
102	Carpenter,M	STL	.395	Cain,L	MIL	.554	Baez,J	CHI	78	Carpenter,M	STL
95	Hernandez,C	PHI	.393	Harper,B	WSH	.539	Aguilar,J	MIL	77	Yelich,C	MIL
90	Goldschmid,P	ARI	.389	Goldschmid,P	ARI	.535	Rendon,A	WSH	73	Goldschmid,P	ARI
87	Hoskins,R	PHI	.388	Freeman,F	ATL	.533	Goldschmid,P	ARI	72	Hoskins,R	PHI
84	Conforto,M	NY	.378	Zobrist,B	CHI	.526	Suarez,E	CIN	71	Freeman,F	ATL
80	Nimmo,B	NY	.376	Rizzo,A	CHI	.523	Carpenter,M	STL	70	Rendon,A	WSH
79	2 players tied		.374	Carpenter,M	STL	.516	Peralta,D	ARI	69	Albies,O	ATL

OUTFIELD ASSISTS		HOME BATTING AVG		ROAD BATTING AVG		RISP BATTING AVG					
12	Hamilton,B	CIN	.347	Arenado,N	COL	.339	Goldschmid,P	ARI	.367	Anderson,B	MIA
11	Schwarber,K	CHI	.341	Peralta,D	ARI	.332	Zobrist,B	CHI	.356	Peralta,D	ARI
11	Marte,S	PIT	.334	Blackmon,C	COL	.328	Yelich,C	MIL	.353	Kemp,M	LA
11	Cain,L	MIL	.324	Yelich,C	MIL	.323	Cain,L	MIL	.339	Camargo,J	ATL
10	Puig,Y	LA	.323	Rizzo,A	CHI	.319	Gennett,S	CIN	.339	Votto,J	CIN
9	Parra,G	COL	.319	Martinez,J	STL	.316	Rendon,A	WSH	.330	Marte,S	PIT
9	Markakis,N	ATL	.317	LeMahieu,D	COL	.314	Freeman,F	ATL	.327	Freeman,F	ATL
8	4 players tied		.306	Story,T	COL	.311	Votto,J	CIN	.325	Yelich,C	MIL
			.304	Freeman,F	ATL	.310	Markakis,N	ATL	.317	Arenado,N	COL
			.300	Rendon,A	WSH	.310	Baez,J	CHI	.314	Turner,T	WSH

**DAY BATTING AVG**

.337	Rizzo,A
.330	Freeman,F
.330	Cain,L
.313	Kemp,M
.304	Realmuto,J
.304	Goldschmid,P
.302	Blackmon,C
.301	Margot,M
.300	Yelich,C
.299	Gennett,S

**NIGHT BATTING AVG**

.341	Yelich,C
.337	Rendon,A
.327	Zobrist,B
.318	Martinez,J
.316	Gennett,S
.316	Dickerson,C
.305	Baez,J
.303	Arenado,N
.302	Peraza,J
.302	Ozuna,M

**VS RIGHTY AVG**

.321	Yelich,C
.318	Peralta,D
.317	Gennett,S
.316	Rendon,A
.313	Martinez,J
.309	Freeman,F
.304	Markakis,N
.302	Dickerson,C
.301	Kemp,M
.298	Votto,J

**VS LEFTY AVG.**

.373	Cain,L
.368	Arenado,N
.337	Yelich,C
.335	Albies,O
.333	Zobrist,B
.330	LeMahieu,D
.326	Story,T
.321	Marte,K
.320	Suarez,E
.314	Ozuna,M

**CAUGHT STEALING**

14	Inciarte,E
14	Marte,S
11	Rosario,A
10	Margot,M
10	Hamilton,B
9	Turner,T
9	Baez,J
7	Jankowski,T
7	Cain,L
6	11 players tied

**SACRIFICE BUNTS**

12	Teheran,J
9	Chacin,J
8	Maeda,K
8	Peraza,J
8	Foltynewic,M
8	Godley,Z
8	Strasburg,S
7	5 players tied

**SACRIFICE FLIES**

10	Aguilar,J
9	Harper,B
9	Flores,W
9	Rizzo,A
9	Markakis,N
8	Rendon,A
8	Santana,C
8	Frazier,T
7	8 players tied

**STRIKEOUTS**

178	Taylor,C
173	Goldschmid,P
169	Harper,B
168	Story,T
167	Happ,I
167	Baez,J
159	Conforto,M
158	Carpenter,M
155	Hernandez,C
151	Bellinger,C

**GROUNDING INTO DP**

23	Rojas,M
20	Suarez,E
19	Aguilar,J
18	Anderson,B
18	Hosmer,E
18	Castro,S
18	Markakis,N
17	Desmond,I
16	Arenado,N
16	Cabrera,A

**INTENTIONAL WALKS**

20	Schwarber,K
17	Carpenter,M
16	Harper,B
15	Swanson,D
15	Rizzo,A
13	Crawford,B
12	Freeman,F
11	Goldschmid,P
10	4 players tied

**HIT BY PITCH**

22	Nimmo,B
21	Dietrich,D
20	Rizzo,A
17	Bryant,K
16	Anderson,B
15	Jay,J
15	Cervelli,F
14	Alfaro,J
14	Wong,K
13	2 players tied

**AT BATS**

664	Turner,T
639	Albies,O
632	Peraza,J
626	Blackmon,C
623	Markakis,N
618	Freeman,F
613	Hosmer,E
606	Baez,J
605	Hernandez,C
602	Galvis,F

**HARDEST TO FAN  
(PLATE APP. PER SO)**

9.1	Peraza,J
8.8	Markakis,N
8.7	Zobrist,B
8.3	Rizzo,A
7.7	Inciarte,E
7.7	Rojas,M
7.6	Molina,Y
7.3	Marte,K
7.3	Santana,C
7.3	Rendon,A

**RBI RATIO  
(AT BATS PER RBI)**

4.6	Aguilar,J
5.1	Suarez,E
5.2	Yelich,C
5.4	Arenado,N
5.4	Kemp,M
5.5	Baez,J
5.5	Harper,B
5.5	Story,T
5.6	Rizzo,A
5.7	Polanco,G

**HOME RUN RATIO  
(AT BATS PER HOME RUN)**

14.1	Aguilar,J
15.5	Suarez,E
15.5	Arenado,N
15.6	Shaw,T
15.7	Carpenter,M
15.9	Yelich,C
16.2	Story,T
16.2	Harper,B
16.4	Hoskins,R
16.5	Schwarber,K

**HARDEST TO DOUBLE UP  
(AT BATS PER GIDP)**

564.0	Carpenter,M
504.0	Hamilton,B
107.2	Taylor,C
105.8	Rendon,A
99.8	Dietrich,D
99.5	Inciarte,E
95.6	Swanson,D
94.9	Turner,T
84.7	Goldschmid,P
79.7	Hoskins,R

**GAMES PLAYED**

162	Bellinger,C
162	Turner,T
162	Galvis,F
162	Freeman,F
162	Markakis,N
161	Hernandez,C
161	Santana,C
160	Baez,J
160	Desmond,I
159	Harper,B

# NL PITCHING LEADERS

## EARNED RUN AVERAGE

1.70	Degrom,J	NY	18	Mikolas,M
2.37	Nola,A	PHI	18	Scherzer,M
2.53	Scherzer,M	WSH	18	Lester,J
2.83	Mikolas,M	STL	17	Freeland,K
2.85	Freeland,K	COL	17	Nola,A
2.85	Foltynewic,M	ATL	15	Godley,Z
3.11	Williams,T	PIT	15	Chacin,J
3.15	Corbin,P	ARI	15	Greinke,Z
3.20	Taillon,J	PIT	14	4 players tied
3.21	Greinke,Z	ARI		

## WINS

## WINNING STREAKS

9	Scherzer,M	WSH
9-Apr - 5-Jun		
8	Freeland,K	COL
6-Aug - 28-Sep		
8	Wacha,M	STL
7-Apr - 9-Jun		
8	Lester,J	CHI
29-May - 15-Jul		
5 streaks tied		

## SAVES

## GAMES STARTED

## COMPLETE GAMES

43	Davis,W	COL	35	Chacin,J	MIL	2	Syndergaard,N	NY
38	Jansen,K	LA	33	Marquez,G	COL	2	Foltynewic,M	ATL
37	Vazquez,F	PIT	33	Freeland,K	COL	2	Taillon,J	PIT
32	Boxberger,B	ARI	33	Nola,A	PHI	2	Scherzer,M	WSH
30	Iglesias,R	CIN	33	Corbin,P	ARI	1	9 players tied	
28	Norris,B	STL	33	Hendricks,K	CHI			
25	Doolittle,S	WSH	33	Scherzer,M	WSH			
24	Hand,B	SD	33	Greinke,Z	ARI			
22	Morrow,B	CHI	32	9 players tied				
17	Familia,J	NY						

## GAMES

## INNINGS PITCHED

## STRIKEOUTS

82	Ziegler,B	ARI	220.2	Scherzer,M	WSH	300	Scherzer,M	WSH
80	Cishek,S	CHI	217.0	Degrom,J	NY	269	Degrom,J	NY
77	Chafin,A	ARI	212.1	Nola,A	PHI	246	Corbin,P	ARI
76	Bradley,A	ARI	207.2	Greinke,Z	ARI	230	Marquez,G	COL
75	Hirano,Y	ARI	202.1	Freeland,K	COL	224	Nola,A	PHI
75	Ottavino,A	COL	200.2	Mikolas,M	STL	202	Foltynewic,M	ATL
74	Dyson,S	SF	200.0	Corbin,P	ARI	199	Greinke,Z	ARI
73	4 players tied		199.0	Hendricks,K	CHI	188	Pivetta,N	PHI
			196.0	Marquez,G	COL	185	Godley,Z	ARI
			192.2	Chacin,J	MIL	183	Gray,J	COL

## WINNING PERCENTAGE

## SHUTOUTS

## OPP. BATTING AVERAGE AGAINST

.818	Mikolas,M	STL	(18-4)	1	Stratton,C	SF	.188	Scherzer,M	WSH
.765	Syndergaard,N	NY	(13-4)	1	Syndergaard,N	NY	.195	Foltynewic,M	ATL
.750	Lester,J	CHI	(18-6)	1	Foltynewic,M	ATL	.196	Teheran,J	ATL
.739	Nola,A	PHI	(17-6)	1	Williams,T	PIT	.196	Degrom,J	NY
.720	Scherzer,M	WSH	(18-7)	1	Mikolas,M	STL	.197	Nola,A	PHI
.708	Freeland,K	COL	(17-7)	1	Corbin,P	ARI	.218	Corbin,P	ARI
.688	Hill,R	LA	(11-5)	1	Taillon,J	PIT	.220	Chacin,J	MIL
.652	Chacin,J	MIL	(15-8)	1	Scherzer,M	WSH	.225	Wheeler,Z	NY
.632	Wheeler,Z	NY	(12-7)				.226	Newcomb,S	ATL
.611	Corbin,P	ARI	(11-7)				.231	Greinke,Z	ARI

## HOME EARNED RUN AVERAGE

## ROAD EARNED RUN AVERAGE

1.54	Degrom,J	NY	1.87	Degrom,J	NY
2.17	Mikolas,M	STL	2.41	Nola,A	PHI
2.34	Nola,A	PHI	2.48	Foltynewic,M	ATL
2.40	Freeland,K	COL	2.56	Scherzer,M	WSH
2.48	Guerra,J	MIL	2.80	Corbin,P	ARI
2.51	Scherzer,M	WSH	2.80	Newcomb,S	ATL
2.55	Greinke,Z	ARI	2.87	Lester,J	CHI
2.58	Kershaw,C	LA	2.95	Marquez,G	COL
2.86	Williams,T	PIT	3.17	Taillon,J	PIT
2.99	Nova,I	PIT	3.23	Freeland,K	COL

**DAY EARNED RUN AVERAGE**

1.63	Degrom,J	NY
2.26	Syndergaard,N	NY
2.34	Holland,D	SF
2.50	Scherzer,M	WSH
2.56	Mikolas,M	STL
2.83	Chacin,J	MIL
2.84	Nova,I	PIT
2.84	Nola,A	PHI
2.85	Kershaw,C	LA
2.93	Greinke,Z	ARI

**NIGHT EARNED RUN AVERAGE**

1.73	Degrom,J	NY
2.02	Nola,A	PHI
2.49	Freeland,K	COL
2.55	Scherzer,M	WSH
2.93	Lester,J	CHI
2.99	Foltynewic,M	ATL
3.01	Mikolas,M	STL
3.03	Teheran,J	ATL
3.11	Marquez,G	COL
3.14	Corbin,P	ARI

**HITS ALLOWED**

186	Mikolas,M	STL
184	Hendricks,K	CHI
182	Freeland,K	COL
181	Roark,T	WSH
181	Greinke,Z	ARI
180	Gray,J	COL
179	Marquez,G	COL
179	Taillon,J	PIT
177	Godley,Z	ARI
174	Lester,J	CHI

**LOSSES**

15	Roark,T	WSH
14	Pivetta,N	PHI
14	Bailey,H	CIN
13	Suarez,A	SF
12	Chen,W	MIA
12	Castillo,L	CIN
12	Velasquez,V	PHI
12	Urena,J	MIA
11	11 players tied	

**HOME RUNS ALLOWED**

30	Anderson,T	COL
30	Anderson,C	MIL
28	Castillo,L	CIN
28	Greinke,Z	ARI
27	Gray,J	COL
27	Harvey,M	CIN
26	Teheran,J	ATL
26	Nova,I	PIT
25	Matz,S	NY
25	Quintana,J	CHI

**FEWEST WALKS PER 9 IP**

1.3	Mikolas,M	STL
1.9	Greinke,Z	ARI
1.9	Degrom,J	NY
2.0	Nova,J	PIT
2.0	Hendricks,K	CHI
2.1	Scherzer,M	WSH
2.2	Corbin,P	ARI
2.2	Taillon,J	PIT
2.5	Nola,A	PHI
2.5	Roark,T	WSH

**WILD PITCHES**

17	Godley,Z	ARI
11	Rodriguez,R	PIT
11	Arrieta,J	PHI
11	Guerra,J	MIL
10	Dominguez,S	PHI
10	Kershaw,C	LA
9	7 players tied	

**HIT BATSMEN**

12	Godley,Z	ARI
12	Urena,J	MIA
12	Scherzer,M	WSH
11	Flaherty,J	STL
11	Martinez,C	STL
11	Chacin,J	MIL
10	Matz,S	NY
10	Roark,T	WSH
10	Richard,C	SD
9	4 players tied	

**EARNED RUNS**

98	Gray,J	COL
94	Godley,Z	ARI
94	Richard,C	SD
89	Anderson,T	STL
87	Pivetta,N	PHI
87	Roark,T	WSH
86	Romano,S	CIN
85	Harvey,M	CIN
82	Stratton,C	SF
82	Marquez,G	COL

**STRIKEOUTS PER 9 IP**

12.2	Scherzer,M	WSH
11.2	Degrom,J	NY
11.1	Corbin,P	ARI
10.6	Marquez,G	COL
10.3	Pivetta,N	PHI
9.9	Foltynewic,M	ATL
9.6	Gray,J	COL
9.5	Nola,A	PHI
9.3	Godley,Z	ARI
8.9	Holland,D	SF

**BALKS**

3	Teheran,J	ATL
2	13 players tied	

**WALKS**

95	Chatwood,T	CHI
84	Teheran,J	ATL
81	Newcomb,S	ATL
81	Godley,Z	ARI
80	Gonzalez,G	MIL
71	Chacin,J	MIL
70	Freeland,K	COL
70	Ray,R	ARI
68	Foltynewic,M	ATL
68	Quintana,J	CHI

**RUNS ALLOWED**

103	Godley,Z	ARI
102	Gray,J	COL
98	Richard,C	SD
94	Anderson,T	COL
93	Arrieta,J	PHI
92	Romano,S	CIN
91	Pivetta,N	PHI
90	Marquez,G	COL
90	Roark,T	WSH
89	Castillo,L	CIN

**OPP. BAT. AVG. AGAINST**

.188	Scherzer,M	WSH
.195	Foltynewic,M	ATL
.196	Teheran,J	ATL
.196	Degrom,J	NY
.197	Nola,A	PHI
.218	Corbin,P	ARI
.220	Chacin,J	MIL
.225	Wheeler,Z	NY
.226	Newcomb,S	ATL
.231	Greinke,Z	ARI

**GAMES FINISHED**

63	Davis,W	COL
60	Vazquez,F	PIT
59	Jansen,K	LA
57	Iglesias,R	CIN
45	Boxberger,B	ARI
42	Norris,B	STL
35	Strickland,H	SF
35	Doolittle,S	WSH
31	3 players tied	

# NL ROOKIE BATTING LEADERS

## BATTING AVERAGE

		HOME RUNS		RUNS BATTED IN		MULTI HIT GAMES					
.329	McNeil,J	NY	26	Acuna,R	ATL	70	Soto,J	WSH	46	Anderson,B	MIA
.299	Winker,J	CIN	22	Soto,J	WSH	65	Anderson,B	MIA	35	Acuna,R	ATL
.293	Acuna,R	ATL	20	Villanueva,C	SD	64	Acuna,R	ATL	34	Soto,J	WSH
.292	Soto,J	WSH	16	Reyes,F	SD	58	Moran,C	PIT	24	Winker,J	CIN
.280	Reyes,F	SD	12	Bader,H	STL	46	Villanueva,C	SD	23	Bader,H	STL
.277	Moran,C	PIT	11	Brinson,L	MIA	43	Winker,J	CIN	23	Kingery,S	PHI
.276	Munoz,Y	STL	11	Anderson,B	MIA	42	Munoz,Y	STL	23	Moran,C	PIT
.273	Anderson,B	MIA	11	Moran,C	PIT	42	Brinson,L	MIA	22	Villanueva,C	SD
.264	Bader,H	STL	10	Alfaro,J	PHI	37	Bader,H	STL	20	McNeil,J	NY
.262	Alfaro,J	PHI	9	O'Neill,T	STL	37	Alfaro,J	PHI	18	2 players tied	

## RUNS

		HITS		TOTAL BASES		GRAND SLAMS					
87	Anderson,B	MIA	161	Anderson,B	MIA	239	Acuna,R	ATL	2	Moran,C	PIT
78	Acuna,R	ATL	127	Acuna,R	ATL	236	Anderson,B	MIA	1	Kingery,S	PHI
77	Soto,J	WSH	121	Soto,J	WSH	214	Soto,J	WSH	1	Bote,D	CHI
61	Bader,H	STL	115	Moran,C	PIT	169	Moran,C	PIT	1	Mejia,F	SD
55	Kingery,S	PHI	102	Kingery,S	PHI	160	Bader,H	STL	1	Brinson,L	MIA
49	Moran,C	PIT	100	Bader,H	STL	158	Villanueva,C	SD	1	Caratini,V	CHI
42	Villanueva,C	SD	90	Alfaro,J	PHI	153	Kingery,S	PHI	1	Wisdom,P	STL
39	Munoz,Y	STL	84	Winker,J	CIN	140	Alfaro,J	PHI	1	Winker,J	CIN
38	Winker,J	CIN	83	Villanueva,C	SD	130	Reyes,F	SD			
36	Reyes,F	SD	81	Munoz,Y	STL	129	Brinson,L	MIA			

## DOUBLES

		TRIPLES		STOLEN BASES		HITTING STREAKS					
34	Anderson,B	MIA	6	McNeil,J	NY	16	Acuna,R	ATL	12	Reyes,F	SD
26	Acuna,R	ATL	5	Brinson,L	MIA	15	Bader,H	STL		7-Sep - 21-Sep	
25	Soto,J	WSH	4	Acuna,R	ATL	10	Kingery,S	PHI	12	Winker,J	CIN
23	Kingery,S	PHI	4	Anderson,B	MIA	10	Quinn,R	PHI		3-Jul - 21-Jul	
20	Bader,H	STL	4	Quinn,R	PHI	7	Slater,A	SF	11	Acuna,R	ATL
19	Moran,C	PIT	3	Luplow,J	PIT	7	McNeil,J	NY		8-Aug - 18-Aug	
16	Munoz,Y	STL	3	Crawford,J	PHI	6	Ervin,P	CIN	11	McNeil,J	NY
16	Winker,J	CIN	2	5 players tied		5	4 players tied			16-Aug - 26-Aug	
16	Alfaro,J	PHI							11	Villanueva,C	SD
15	Villanueva,C	SD								13-Apr - 28-Apr	

## WALKS

		ON BASE PERCENTAGE		SLUGGING PERCENTAGE		EXTRA BASE HITS					
79	Soto,J	WSH	.406	Soto,J	WSH	.552	Acuna,R	ATL	56	Acuna,R	ATL
62	Anderson,B	MIA	.405	Winker,J	CIN	.517	Soto,J	WSH	49	Anderson,B	MIA
49	Winker,J	CIN	.381	McNeil,J	NY	.498	Reyes,F	SD	48	Soto,J	WSH
45	Acuna,R	ATL	.366	Acuna,R	ATL	.471	McNeil,J	NY	35	Villanueva,C	SD
39	Moran,C	PIT	.357	Anderson,B	MIA	.450	Villanueva,C	SD	34	Bader,H	STL
31	Bader,H	STL	.350	Munoz,Y	STL	.431	Winker,J	CIN	33	Kingery,S	PHI
30	Munoz,Y	STL	.340	Reyes,F	SD	.422	Bader,H	STL	31	Moran,C	PIT
24	Kingery,S	PHI	.340	Moran,C	PIT	.413	Munoz,Y	STL	28	Alfaro,J	PHI
24	Reyes,F	SD	.334	Bader,H	STL	.407	Moran,C	PIT	26	Brinson,L	MIA
23	Villanueva,C	SD	.324	Ervin,P	CIN	.407	Alfaro,J	PHI	25	Reyes,F	SD

## OUTFIELD ASSISTS

8	Bader,H	STL
8	Anderson,B	MIA
4	Winker,J	CIN
4	Soto,J	WSH
4	Sierra,M	MIA
4	Luplow,J	PIT
3	Ervin,P	CIN
3	Acuna,R	ATL
2	6 players tied	



# NL ROOKIE PITCHING LEADERS

## EARNED RUN AVERAGE

2.62	Buehler,W	LA
2.81	Rodriguez,D	SF
3.34	Flaherty,J	STL
4.08	Lucchesi,J	SD
4.15	Koch,M	ARI
4.34	Lauer,E	SD
4.42	Richards,T	MIA
4.49	Suarez,A	SF
4.98	Mahle,T	CIN

## WINS

8	Lucchesi,J	SD
8	Flaherty,J	STL
8	Buehler,W	LA
7	Burnes,C	MIL
7	Ferguson,C	LA
7	Mahle,T	CIN
7	Suarez,A	SF
6	5 players tied	

## WINNING STREAKS

7	Burnes,C	MIL
21-Jul - 24-Sep		
5	Gomber,A	STL
1-Aug - 31-Aug		
5	Rodriguez,D	SF
19-Jun - 12-Aug		
4	7 streaks tied	

## SAVES

16	Dominguez,S
15	Minter,A
6	Hicks,J
3	Hirano,Y
3	Arano,V
2	Ferguson,C
2	Winkler,D
1	12 players tied

## GAMES STARTED

29	Suarez,A
28	Flaherty,J
26	Lucchesi,J
25	Richards,T
23	Lauer,E
23	Mahle,T
23	Buehler,W
19	Rodriguez,D
16	Smith,C
15	Kingham,N

## COMPLETE GAMES

SF
STL
SD
MIA
SD
CIN
LA
SF
MIA
PIT

## GAMES

75	Hirano,Y	ARI
73	Hicks,J	STL
69	Santana,E	PIT
69	Moronta,R	SF
69	Winkler,D	ATL
65	Minter,A	ATL
63	Rodriguez,R	PIT
60	Arano,V	PHI
60	Guerrero,T	MIA
60	Biddle,J	ATL

## INNINGS PITCHED

160.1	Suarez,A
151.0	Flaherty,J
137.1	Buehler,W
130.0	Lucchesi,J
126.1	Richards,T
118.1	Rodriguez,D
112.0	Lauer,E
112.0	Mahle,T
86.2	Koch,M
78.1	Peralta,F

## STRIKEOUTS

182	Flaherty,J	STL
151	Buehler,W	LA
145	Lucchesi,J	SD
130	Richards,T	MIA
130	Suarez,A	SF
110	Mahle,T	CIN
100	Lauer,E	SD
96	Peralta,F	MIL
89	Rodriguez,D	SF
88	2 players tied	

## WINNING PERCENTAGE

.471	Lucchesi,J	SD	(8-9)
.471	Flaherty,J	STL	(8-9)
.438	Mahle,T	CIN	(7-9)
.350	Suarez,A	SF	(7-13)

## SHUTOUTS

(8-9)
(8-9)
(7-9)
(7-13)

## OPPONENTS BATTING AVERAGE AGAINST

.193	Buehler,W	LA
.199	Flaherty,J	STL
.223	Rodriguez,D	SF
.253	Richards,T	MIA
.254	Lucchesi,J	SD
.267	Koch,M	ARI
.269	Suarez,A	SF
.283	Mahle,T	CIN
.285	Lauer,E	SD

# FINAL SPRING TRAINING STATISTICS

## BATTING

NAME	BA	SLG	OBP	G	AB	R	H	TB	2B	3B	HR	RBI	SH	SF	HBP	BB	IBB	SO	SB	CS	GDP	E
Allen	.214	.214	.313	9	14	1	3	3	0	0	0	0	0	0	0	2	0	1	0	0	0	1
Armenteros	.000	.000	.000	2	2	0	0	0	0	0	0	0	0	0	0	0	1	0	0	0	0	0
Barreto	.293	.534	.344	23	58	12	17	31	1	2	3	10	0	1	1	4	0	18	3	0	1	2
Beck	.000	.000	.250	3	2	0	0	0	0	0	0	1	0	1	0	1	0	0	0	0	0	1
Bolt	.000	.000	.500	3	1	0	0	0	0	0	0	0	0	0	0	1	0	0	0	0	0	0
Boyd	.222	.556	.385	9	9	3	2	5	0	0	1	3	0	1	0	3	0	3	0	0	0	0
Brown	.000	.000	.000	1	2	1	0	0	0	0	0	0	0	0	0	0	0	2	0	0	0	0
Campos	---	---	---	1	0	0	0	0	0	0	0	0	0	0	0	0	0	0	0	0	0	0
Canha	.362	.681	.423	47	10	17	32	3	0	4	10	0	0	0	1	4	0	7	1	0	0	0
Chapman	.178	.378	.260	17	45	4	8	17	3	0	2	6	0	0	0	5	0	10	1	0	4	0
Chavez	.600	.600	.667	4	5	0	3	3	0	0	0	3	0	0	0	1	0	0	0	0	0	0
Churlin	---	---	1.000	1	0	0	0	0	0	0	0	0	0	0	0	1	0	0	0	0	0	0
Davis	.127	.345	.172	20	55	4	7	19	1	1	3	12	0	0	0	3	0	19	0	0	3	0
Deichmann	.545	1.182	.545	9	11	3	6	13	2	1	1	2	0	0	0	0	0	2	0	0	1	0
Diaz	.200	.200	.200	6	5	1	1	1	0	0	0	0	0	0	0	0	1	0	0	1	0	0
Farrar	.000	.000	.500	2	1	1	0	0	0	0	0	0	0	0	0	1	0	1	0	0	0	0
Fowler	.222	.267	.245	19	45	5	10	12	2	0	0	5	1	2	0	2	0	13	3	0	0	0
Garcia	.308	.769	.379	17	26	7	8	20	3	0	3	6	0	0	1	2	0	2	0	0	0	2
Garneau	.063	.125	.118	14	16	2	1	2	1	0	0	1	0	0	0	1	0	4	0	0	0	0
Heathcott	.400	.450	.500	23	20	8	8	9	1	0	0	4	0	2	0	6	0	4	5	0	0	0
Heim	.500	1.000	.500	1	2	0	1	2	1	0	0	1	0	0	0	0	0	0	0	0	0	0
Joyce	.250	.525	.348	15	40	4	10	21	3	1	2	6	0	0	0	6	0	11	0	0	1	1
Laureano	.304	.348	.385	16	23	5	7	8	1	0	0	2	0	0	2	1	0	7	1	0	0	0
Lombardozzi	.286	.393	.333	20	28	7	8	11	3	0	0	3	0	0	0	2	0	2	1	0	2	0
Lowrie	.268	.415	.375	17	41	4	11	17	3	0	1	5	0	0	0	7	0	6	0	0	1	2
Lucroy	.000	.000	.000	8	20	0	0	0	0	0	0	0	0	0	0	1	0	4	0	0	0	1
Marincov	1.000	1.000	.500	2	1	0	1	1	0	0	0	1	0	1	0	0	0	0	0	0	0	0
Martini	.316	.421	.462	20	19	5	6	8	2	0	0	2	0	1	0	6	0	7	0	0	0	0
Mateo	.250	.750	.250	5	12	4	3	9	0	0	2	3	0	0	0	0	0	2	2	0	0	0
Maxwell	.333	.524	.378	19	42	7	14	22	2	0	2	7	0	0	0	3	0	7	0	0	1	0
Mercedes	.000	.000	.250	3	3	1	0	0	0	0	0	0	0	0	0	1	0	2	0	0	1	0
Merrell	.400	.733	.400	10	15	5	6	11	0	1	1	3	0	0	0	0	0	2	2	1	0	1
Mondou	.500	.500	.500	2	2	0	1	1	0	0	0	0	0	0	0	0	0	1	0	0	0	0
Moss	.400	.500	.500	4	10	1	4	5	1	0	0	1	0	0	0	2	0	3	0	0	0	0
Murphy	.385	.769	.429	9	13	5	5	10	2	0	1	5	0	0	0	1	0	3	0	0	0	0
Neuse	.310	.621	.375	28	58	9	18	36	3	0	5	15	0	0	0	6	0	15	0	0	1	3
Noonan	.143	.143	.200	10	14	0	2	2	0	0	0	2	0	0	0	1	0	3	0	1	0	1
Nunez	1.000	1.500	1.000	2	1	2	3	1	0	0	0	0	0	0	0	2	0	0	2	0	0	0
Olson	.259	.466	.297	21	58	8	15	27	6	0	2	7	0	2	0	4	0	18	0	0	1	0
Persico	.000	.000	.000	1	1	0	0	0	0	0	0	0	0	0	0	0	0	0	0	0	0	0
Phegley	.238	.476	.304	10	21	2	5	10	0	1	1	1	0	0	1	1	0	6	0	0	1	1
Pinder	.224	.414	.237	20	58	4	13	24	2	0	3	4	0	0	0	1	0	12	0	2	4	2
Piscotty	.286	.490	.340	18	49	7	14	24	2	1	2	4	0	0	0	4	0	8	0	0	1	1
Powell	.222	.289	.308	21	45	9	10	13	3	0	0	2	0	1	1	5	0	9	2	0	0	0
Ramirez	.375	.375	.444	6	8	1	3	3	0	0	0	1	0	0	0	1	0	4	0	0	0	0
Semien	.295	.393	.333	20	61	6	18	24	3	0	1	4	0	1	0	4	0	6	0	2	1	1
Smolinski	.265	.592	.333	21	49	10	13	29	2	1	4	13	0	2	1	5	0	13	1	1	0	1
Sportman	---	---	---	1	0	0	0	0	0	0	0	0	0	0	0	0	0	0	0	0	0	0
Taylor	.294	.412	.368	15	17	2	5	7	2	0	0	1	0	0	0	2	0	7	0	0	0	0
Toffey	.091	.091	.154	11	11	0	1	1	0	0	0	1	0	1	0	1	0	3	0	0	0	0
Vertigan	.000	.000	.000	1	1	0	0	0	0	0	0	0	0	0	0	0	0	0	0	0	1	0
E. White	.000	.000	.000	7	9	2	0	0	0	0	0	1	0	0	0	0	0	3	0	0	0	0
M. White	.250	.250	.250	2	4	1	1	1	0	0	0	2	0	0	0	0	0	0	0	0	0	0
TEAM	.261	.451	.325	32	1102	172	288	497	59	9	44	160	1	16	8	104	0	252	24	7	26	24
OPPONENTS	.254	.432	.329	32	1067	167	271	461	58	9	38	161	3	14	13	114	0	270	18	8	29	29


PITCHING

NAME	W	L	ERA	G	GS	CG	SHO	SV	INN	H	R	ER	HR	SH	SF	HBP	BB	IBB	SO	WP	BK	BA
Alcantara	1	1	6.23	8	0	0	0	1	8.2	8	6	6	2	1	1	0	4	0	2	0	0	.258
Bassitt	1	0	7.11	6	0	0	0	0	6.1	8	6	5	2	0	0	1	6	0	5	0	0	.308
Blackburn	0	3	6.75	6	3	0	0	0	17.1	15	13	13	3	0	0	0	10	0	17	0	0	.234
Blackwood	0	0	0.00	6	0	0	0	0	6.0	3	1	0	0	0	0	0	2	0	7	0	0	.136
Bleich	0	0	15.00	3	0	0	0	0	3.0	8	6	5	1	0	1	0	1	0	2	0	0	.533
Bracewell	0	0	0.00	1	0	0	0	0	0.1	1	0	0	0	0	0	0	0	0	0	0	0	.500
Bragg	0	0	0.00	1	0	0	0	0	2.0	0	0	0	0	0	0	0	0	0	2	0	0	.000
Buchter	0	1	9.82	8	0	0	0	0	7.1	14	12	8	1	0	0	0	6	0	6	1	0	.378
Cahill	0	0	0.00	2	0	0	0	0	5.0	3	0	0	0	0	0	0	2	0	7	1	0	.167
Casilla	0	1	10.80	7	1	0	0	0	6.2	8	8	8	3	0	0	1	0	0	6	0	0	.276
Castro	0	0	2.25	9	0	0	0	1	8.0	7	2	2	1	0	1	1	4	0	7	1	0	.241
Cotton	0	1	3.75	4	3	0	0	0	12.0	8	5	5	0	1	0	0	6	0	16	1	0	.195
Coulombe	0	0	2.45	8	0	0	0	0	7.1	3	2	2	0	0	0	1	2	0	8	0	0	.130
Dull	0	0	18.00	1	0	0	0	0	1.0	2	2	2	0	0	1	1	1	0	0	1	0	.500
Finnegan	0	0	5.40	6	0	0	0	1	5.0	6	3	3	1	0	0	0	1	0	5	0	0	.300
Gorman	0	0	9.00	1	0	0	0	0	1.0	4	2	1	0	0	0	0	0	0	0	0	0	.571
Gossett	0	2	4.73	5	1	0	0	1	13.1	12	7	7	1	0	1	1	5	0	12	1	0	.235
Graveman	1	2	7.53	5	5	0	0	0	14.1	18	12	12	0	0	1	3	4	0	16	0	0	.305
Hatcher	1	0	1.13	8	0	0	0	0	8.0	3	1	1	1	0	0	0	1	0	8	0	0	.111
Healy	0	0	9.00	1	0	0	0	0	1.0	2	1	1	0	1	1	0	0	0	0	0	1	.667
Hendriks	1	0	4.91	9	0	0	0	0	7.1	12	4	4	1	0	0	0	2	0	3	0	0	.387
Howard	0	0	4.50	1	0	0	0	0	4.0	3	2	2	0	0	0	0	3	0	3	0	0	.214
Jokisch	0	0	6.00	6	0	0	0	0	6.0	7	4	4	2	0	1	1	5	0	7	0	0	.304
Luzardo	2	0	0.00	3	2	0	0	1	6.0	6	0	0	0	0	0	0	1	0	6	0	0	.273
Manaea	1	0	2.53	3	3	0	0	0	10.2	9	3	3	2	0	1	0	5	0	9	1	0	.237
Martin	0	0	27.00	2	0	0	0	0	1.2	2	5	5	0	0	1	1	4	0	4	1	0	.333
Mengden	0	0	6.12	7	5	0	0	0	25.0	29	17	17	2	0	1	0	9	0	17	1	0	.293
Montas	1	0	7.11	4	2	0	0	0	6.1	10	5	5	2	0	0	0	3	0	7	0	0	.370
Naile	0	0	54.00	1	0	0	0	0	0.1	1	2	2	0	0	0	0	3	0	0	0	0	.500
Pagan	0	1	3.12	9	0	0	0	0	8.2	4	3	3	3	0	0	1	2	0	13	0	0	.138
Petit	0	0	0.82	8	0	0	0	0	11.0	4	1	1	1	0	0	0	0	0	13	0	0	.105
Puk	1	1	3.38	4	3	0	0	0	10.2	7	5	4	0	0	0	0	6	0	7	1	0	.184
Romero	0	0	0.00	1	0	0	0	0	0.1	1	0	0	0	0	0	0	0	0	0	0	0	.500
Ruiz	0	0	3.60	2	0	0	0	0	5.0	4	2	2	2	0	0	0	2	0	6	1	0	.235
Sanchez	0	0	0.00	2	0	0	0	0	2.0	2	0	0	0	0	0	0	0	0	2	0	0	.250
Stull	0	0	9.00	1	0	0	0	0	1.0	1	1	1	1	0	0	0	0	0	1	0	0	.250
Treinen	0	0	2.45	8	0	0	0	0	7.1	8	2	2	0	0	0	0	3	0	9	2	0	.296
Triggs	2	2	4.81	7	4	0	0	1	24.1	20	15	13	3	0	2	1	6	0	25	2	0	.227
Trivino	0	0	1.93	4	0	0	0	0	4.2	1	1	1	0	0	1	0	2	0	3	2	0	.071
Wahl	1	1	11.57	4	0	0	0	0	4.2	7	6	6	2	0	0	0	3	0	5	0	0	.350
Wendelken	1	0	0.00	2	0	0	0	0	2.0	0	0	0	0	0	0	0	0	0	4	0	0	.000
<b>TEAM</b>	<b>14</b>	<b>16</b>	<b>4.97</b>	<b>32</b>	<b>32</b>	<b>0</b>	<b>2</b>	<b>6</b>	<b>282.2</b>	<b>271</b>	<b>167</b>	<b>156</b>	<b>38</b>	<b>3</b>	<b>14</b>	<b>13</b>	<b>114</b>	<b>0</b>	<b>270</b>	<b>17</b>	<b>1</b>	<b>.254</b>
<b>OPPONENTS</b>	<b>16</b>	<b>14</b>	<b>4.56</b>	<b>32</b>	<b>32</b>	<b>0</b>	<b>1</b>	<b>6</b>	<b>282.1</b>	<b>288</b>	<b>172</b>	<b>143</b>	<b>44</b>	<b>1</b>	<b>16</b>	<b>8</b>	<b>104</b>	<b>0</b>	<b>252</b>	<b>16</b>	<b>1</b>	<b>.261</b>

## SPRING TRAINING RESULTS

DATE	OPPONENT	SCORE	RECORD	WINNER	LOSER	ATTEND.	HOME CUM.
Feb. 23	Los Angeles (AL)	W, 9-8	1-0	Alcántara	Pinder	4,315	4,315
Feb. 24	San Diego	W, 8-3	2-0	Hatcher	Lockett	3,522	7,837
Feb. 25	Kansas City	T, 4-4	2-0-1	—	—	4,144	11,981
Feb. 26	at Chicago (AL)	L, 6-7	2-1-1	Kopech	Graveman	2,826	
Feb. 27	at Cleveland	L, 8-16	2-2-1	DeMasi	Wahl	2,275	
Feb. 28	at Chicago (NL)	L, 5-7	2-3-1	Hendricks	Blackburn	8,313	
March 1	Texas	L, 4-9	2-4-1	Blackburn	Cotton	3,043	15,024
March 2	OFF DAY						
March 3	San Diego	L, 4-10	2-5-1	Lyles	Graveman	5,251	20,275
March 4	at San Diego	W, 12-4	3-5-1	Montas	Richard	4,676	
March 5	Chicago (AL)	T, 9-9	3-5-2	—	—	4,302	24,577
March 6	Texas	W, 5-3	4-5-2	Triggs	Rodriguez	3,731	28,308
March 7	at Seattle	W, 7-3	5-5-2	Bassitt	Phelps	4,571	
March 8	Los Angeles (AL)	W, 7-3	6-5-2	Wahl	Middleton	5,239	33,547
March 9	at Milwaukee	W, 2-0	7-5-2	Puk	Gallardo	4,990	
March 10	at Texas	L, 2-8	7-6-2	Minor	Blackburn	5,937	
March 11	Chicago (NL)	W, 7-2	8-6-2	Manaea	Ryan	10,029*	43,576
March 12	San Francisco	L, 5-6	8-7-2	Gomez	Gossett	8,539	52,015
March 13	at Kansas City	W, 9-8	9-7-2	Graveman	Duffy	5,297	
March 14	OFF DAY						
March 15	Seattle	L, 2-6	9-8-2	Miranda	Puk	8,143	60,158
March 16	Cleveland	W, 7-3	10-8-2	Hendriks	Torres	10,012*	70,170
March 17	Seattle (SS)	L, 1-4	10-9-2	Misiewicz	Buchter	6,330	76,500
	at San Francisco (SS)	W, 8-3	11-9-2	Triggs	Blach	12,045	
March 18	Chicago (AL)	W, 14-0	12-9-2	Luzardo	Shields	6,227	82,727
March 19	at Los Angeles (NL)	L, 1-3	12-10-2	Chargois	Pagán	8,535	
March 20	Los Angeles (NL)	L, 2-8	12-11-2	Maeda	Blackburn	7,227	90,054
March 21	at Milwaukee	L, 3-4	12-12-2	Hader	Alcántara	4,371	
March 22	Colorado	L, 2-4	12-13-2	Bettis	Triggs	7,356	97,410
March 23	at Los Angeles (AL)	W, 4-2	13-13-2	Luzardo	Lamb	7,434	
March 24	Milwaukee	L, 5-10	13-14-2	Chacin	Casilla	7,283	104,693
March 25	*San Francisco	L, 1-9	13-15-2	Cueto	Gossett	21,229	
March 26	*San Francisco	W, 9-2 (10)	14-15-2	Wendelken	Snelten	32,707	
March 27	*San Francisco	L, 0-3	14-16-2	Stratton	Triggs	32,644	

\*indicates at San Francisco. ^indicates at Oakland



*Sean Manaea  
authored the  
seventh no-hitter in  
Oakland history and  
the 12th in Athletics  
history on April 21,  
2018 against Boston*

RECORDS

# ATHLETICS YEAR-BY-YEAR

YEAR	POS.	W	L	PCT.	GA/GB	MANAGER	HOME	ROAD
1901	4	74	62	.544	-9	Connie Mack	42-24	32-38
1902	***1	83	53	.610	+5	Connie Mack	56-17	27-36
1903	2	75	60	.556	-14%	Connie Mack	44-21	31-39
1904	5	81	70	.536	-12%	Connie Mack	47-31	34-39
1905	***1	92	56	.622	+2	Connie Mack	50-23	42-33
1906	4	78	67	.538	-12	Connie Mack	48-23	30-44
1907	2	88	57	.607	-1%	Connie Mack	50-20	38-37
1908	6	68	85	.444	-22	Connie Mack	46-30	22-55
1909	2	95	58	.621	-3%	Connie Mack	49-27	46-31
1910	****1	102	48	.680	+14%	Connie Mack	57-19	45-29
1911	****1	101	50	.669	+13%	Connie Mack	54-20	47-30
1912	3	90	62	.592	-15	Connie Mack	45-32	45-30
1913	****1	96	57	.627	+6%	Connie Mack	50-26	46-31
1914	***1	99	53	.651	+8%	Connie Mack	51-24	48-29
1915	8	43	109	.283	-58%	Connie Mack	20-55	23-54
1916	8	36	117	.235	-54%	Connie Mack	23-53	13-64
1917	8	55	98	.359	-44%	Connie Mack	29-47	26-51
1918	8	52	76	.406	-24	Connie Mack	35-32	17-44
1919	8	36	104	.257	-52	Connie Mack	21-49	15-55
1920	8	48	106	.312	-50	Connie Mack	25-50	23-56
1921	8	53	100	.346	-45	Connie Mack	28-47	25-53
1922	7	65	89	.422	-29	Connie Mack	38-39	27-50
1923	6	69	83	.454	-29	Connie Mack	34-41	35-42
1924	5	71	81	.467	-20	Connie Mack	36-39	35-42
1925	2	88	64	.579	-8%	Connie Mack	51-26	37-38
1926	3	83	67	.553	-6	Connie Mack	44-27	39-40
1927	2	91	63	.591	-19	Connie Mack	50-27	41-36
1928	2	98	55	.641	-2%	Connie Mack	52-25	46-30
1929	****1	104	46	.693	+18	Connie Mack	57-16	47-30
1930	****1	102	52	.662	+8	Connie Mack	58-18	44-34
1931	***1	107	45	.704	+13%	Connie Mack	60-15	47-30
1932	2	94	60	.610	-13	Connie Mack	51-26	43-34
1933	3	79	72	.523	-19%	Connie Mack	46-29	33-43
1934	5	68	82	.453	-31	Connie Mack	34-40	34-42
1935	8	58	91	.389	-34	Connie Mack	30-42	28-49
1936	8	53	100	.346	-49	Connie Mack	31-46	22-54
1937	7	54	97	.358	-46%	Connie Mack (39-80)/Earle Mack (15-17)	27-50	27-47
1938	8	53	99	.349	-46	Connie Mack	28-47	25-52
1939	7	55	97	.362	-51%	Connie Mack (25-37)/Earle Mack (30-60)	28-48	27-49
1940	8	54	100	.351	-36	Connie Mack	29-42	25-58
1941	8	64	90	.416	-37	Connie Mack	36-41	28-49
1942	8	55	99	.357	-48	Connie Mack	25-51	30-48
1943	8	49	105	.318	-49	Connie Mack	27-51	22-54
1944	5	72	82	.468	-17	Connie Mack	39-37	33-45
1945	8	52	98	.347	-34%	Connie Mack	39-35	13-63
1946	8	49	105	.318	-55	Connie Mack	31-46	18-59
1947	5	78	76	.506	-19	Connie Mack	39-38	39-38
1948	4	84	70	.545	-12%	Connie Mack	36-41	48-29
1949	5	81	73	.526	-16	Connie Mack	52-25	29-48
1950	8	52	102	.338	-46	Connie Mack	29-48	23-54
1951	6	70	84	.455	-28	Jimmie Dykes	38-41	32-43
1952	4	79	75	.513	-16	Jimmie Dykes	45-32	34-43
1953	7	59	95	.383	-41%	Jimmie Dykes	27-50	32-45
1954	8	51	103	.331	-60	Eddie Joost	29-47	22-56
<b>Philadelphia Totals</b>		<b>3886</b>	<b>4248</b>	<b>.478</b>			<b>2146-1896</b>	<b>1740-2352</b>
1955	6	63	91	.409	-33	Lou Boudreau	33-43	30-48
1956	8	52	102	.338	-45	Lou Boudreau	22-55	30-47
1957	7	59	94	.386	-38%	Lou Boudreau (36-67)/Harry Craft (23-27)	37-40	22-54
1958	7	73	81	.474	-19	Harry Craft	43-34	30-47
1959	7	66	88	.429	-28	Harry Craft	37-40	29-48
1960	8	58	96	.377	-39	Bob Elliot	34-43	24-53
1961	9t	61	100	.379	-47%	Joe Gordon (26-33)/Hank Bauer (35-67)	33-47	28-53

YEAR	POS.	W	L	PCT.	GA/GB	WILD CARD	MANAGER	HOME	ROAD
1962	9	72	90	.444	-24		Hank Bauer	39-42	33-48
1963	8	73	89	.451	-31½		Ed Lopat	36-45	37-44
1964	10	57	105	.352	-42		Lopat (17-35)/Mel McGaha (40-70)	26-55	31-50
1965	10	59	103	.364	-43		McGaha (5-21)/Haywood Sullivan (54-82)	33-48	26-55
1966	7	74	86	.463	-23		Alvin Dark	42-39	32-47
1967	10	62	99	.385	-29½		Dark (52-69)/Luke Appling (10-30)	37-44	25-55
<b>Kansas City Totals</b>		<b>829</b>	<b>1224</b>	<b>.404</b>				<b>452-575</b>	<b>377-649</b>
1968	6	82	80	.506	-21		Bob Kennedy	44-38	38-42
1969	2	88	74	.543	-9		Hank Bauer (80-69)/McNamara (8-5)	49-32	39-42
1970	2	89	73	.549	-9		John McNamara	49-32	40-41
1971	**1	101	60	.627	+16		Dick Williams	46-35	55-25
1972	****1	93	62	.600	+5½		Dick Williams	48-29	45-33
1973	****1	94	68	.580	+6		Dick Williams	50-31	44-37
1974	****1	90	72	.556	+5		Alvin Dark	49-32	41-40
1975	**1	98	64	.605	+7		Alvin Dark	54-27	44-37
1976	2	87	74	.540	-2½		Chuck Tanner	51-30	36-44
1977	7	63	98	.391	-38½		Jack McKeon (26-27)/Winkles (37-71)	35-46	28-52
1978	6	69	93	.426	-23		Bobby Winkles (24-15)/McKeon (45-78)	38-42	31-51
1979	7	54	108	.333	-34		Jim Marshall	31-50	23-58
1980	2	83	79	.512	-14		Billy Martin	46-35	37-44
1981	**1	64	45	.587	+5		Billy Martin	35-21	29-24
1982	5	68	94	.420	-25		Billy Martin	36-45	32-49
1983	4	74	88	.457	-25		Steve Boros	42-39	32-49
1984	4	77	85	.475	-7		Boros (20-24)/Moore (57-61)	44-37	33-48
1985	4	77	85	.475	-14		Jackie Moore	43-36	34-49
1986	3t	76	86	.469	-16		Moore (29-44)/Jeff Newman (2-8)/ Tony La Russa (45-34)	47-36	29-50
1987	3	81	81	.500	-4		Tony La Russa	42-39	39-42
1988	***1	104	58	.642	+13		Tony La Russa	54-27	50-31
1989	****1	99	63	.611	+7		Tony La Russa	54-27	45-36
1990	***1	103	59	.636	+9		Tony La Russa	51-30	52-29
1991	4	84	78	.519	-11		Tony La Russa	47-34	37-44
1992	**1	96	66	.593	+6		Tony La Russa	51-30	45-36
1993	7	68	94	.420	-26		Tony La Russa	38-43	30-51
1994	2	51	63	.447	-1		Tony La Russa	24-32	27-31
1995	4	67	77	.465	-11½	7th (-12)	Tony La Russa	38-34	29-43
1996	3	78	84	.481	-12	t6th (-10)	Art Howe	40-41¹	38-43
1997	4	65	97	.401	-25	11th (-31)	Art Howe	35-46	30-51
1998	4	74	88	.457	-14	7th (-18)	Art Howe	39-42	35-46
1999	2	87	75	.537	-8	2nd (-7)	Art Howe	52-29	35-46
2000	**1	91	70	.565	+½	n/a	Art Howe	47-34	44-36
2001	*2	102	60	.630	-14	1st (+17)	Art Howe	53-28	49-32
2002	**1	103	59	.636	+4	n/a	Art Howe	54-27	49-32
2003	**1	96	66	.593	+3	n/a	Ken Macha	57-24	39-42
2004	2	91	71	.562	-1	2nd (-7)	Ken Macha	52-29	39-42
2005	2	88	74	.543	-7	3rd (-7)	Ken Macha	45-36	43-38
2006	**1	93	69	.574	+4	n/a	Ken Macha	49-32	44-37
2007	3	76	86	.469	-18	6th (-18)	Bob Geren	40-41	36-45
2008	3	75	86	.466	-24½	7th (-19½)	Bob Geren	43-38²	32-48
2009	4	75	87	.463	-22	t7th (-20)	Bob Geren	40-41	35-46
2010	2	81	81	.500	-9	t5th (-14)	Bob Geren	47-34	34-47
2011	3	74	88	.457	-22	7th (-17)	Geren (27-36)/Bob Melvin (47-52)	43-38	31-50
2012	**1	94	68	.580	+1	n/a	Bob Melvin	50-31¹	44-37
2013	**1	96	66	.593	+5½	n/a	Bob Melvin	52-29	44-37
2014	*2	88	74	.543	-10	2nd (+1)	Bob Melvin	48-33	40-41
2015	5	68	94	.420	-20	12 (-18)	Bob Melvin	34-47	34-47
2016	5	69	93	.426	-26	10 (-20)	Bob Melvin	34-47	35-46
2017	5	75	87	.463	-26	t9 (-10)	Bob Melvin	46-35	29-52
2018	*2	97	65	.599	-6	2nd (+7)	Bob Melvin	50-31	47-34
<b>Oakland Totals</b>		<b>4216</b>	<b>3915</b>	<b>.519</b>				<b>2286-1782</b>	<b>1930-2133</b>
<b>Athletics Totals</b>		<b>8931</b>	<b>9387</b>	<b>.488</b>				<b>4884-4253</b>	<b>4047-5134</b>

\* American League Wild Card Champions (3 times)

\*\* American League Western Division Champions (16 times)

\*\*\* American League Champions (15 times: Oakland 6 times, Philadelphia 9 times)

\*\*\*\* World Champions (9 times: Oakland 4 times, Philadelphia 5 times)

¹ includes 2-4 record at Las Vegas

² includes 1-1 record at Tokyo

# ATHLETICS VS. THE AMERICAN LEAGUE

YEAR	BAL	BOS	CHI	CLE	DET	MIL	NY	STL	WAS	TOTAL
1901	8-12	10-10	8-12	14-6	9-7	14-6			11-9	74-62
1902	13-6	11-9	10-10	12-8	16-4			9-10	12-6	83-53
1903		6-13	14-6	11-9	9-11		8-10	11-8	16-3	75-60
1904		9-13	14-8	10-11	12-10		9-12	11-10	16-6	81-70
1905		15-7	12-9	15-7	13-9		11-8	15-7	11-9	92-56
1906		14-8	9-12	10-12	13-6		8-13	9-11	15-5	78-67
1907		14-8	12-10	14-8	8-11		9-10	14-6	17-4	88-57
1908		12-10	9-13	6-16	8-14		14-8	8-13	11-11	68-85
1909		11-10	10-12	13-9	14-8		14-8	14-8	19-3	95-58
1910		18-4	14-8	14-7	13-9		12-9	17-5	14-6	102-48
1911		13-9	11-9	17-5	10-12		15-6	20-2	15-7	101-50
1912		7-15	10-12	14-8	13-9		17-5	16-6	13-7	90-62
1913		11-11	11-11	13-9	15-7		17-5	15-6	14-8	96-57
1914		9-12	17-5	19-3	12-9		14-8	15-7	13-9	99-53
1915		5-17	3-19	7-15	5-17		9-11	6-16	8-14	43-109
1916		6-16	4-18	4-18	4-18		7-15	5-17	6-15	36-117
1917		3-18	7-15	6-16	10-12		7-15	11-11	11-11	55-98
1918		6-13	10-11	7-13	11-9		4-8	8-10	6-12	52-76
1919		6-14	3-17	4-16	6-14		2-18	7-13	8-12	36-104
1920		9-13	6-16	6-16	10-12		3-19	8-14	6-16	48-106
1921		10-12	8-14	7-15	7-14		5-17	5-17	11-11	53-100
1922		12-10	10-12	11-11	6-16		5-17	9-13	12-10	65-89
1923		7-13	12-10	10-12	10-12		6-16	9-13	15-7	69-83
1924		10-12	11-11	11-11	11-11		8-12	13-9	7-15	71-81
1925		17-5	14-8	11-11	14-8		13-9	12-10	7-13	88-64
1926		14-8	15-6	8-14	11-11		13-9	15-7	7-12	83-67
1927		16-6	14-8	12-10	13-9		8-14	16-6	12-10	91-63
1928		18-3	16-6	16-6	14-8		6-16	16-6	12-10	98-55
1929		18-4	13-9	14-7	18-4		14-8	11-10	16-4	104-46
1930		18-4	16-6	15-7	15-7		12-10	16-6	10-12	102-52
1931		16-4	19-3	18-4	18-4		11-11	14-8	11-11	107-45
1932		18-4	15-7	12-10	15-7		8-14	16-6	10-12	94-60
1933		8-14	10-12	16-6	11-11		9-12	14-6	11-11	79-72
1934		9-12	13-9	9-13	10-12		7-15	9-12	11-9	68-82
1935		6-16	10-12	10-12	5-14		6-14	11-11	10-12	58-91
1936		9-13	7-15	9-13	5-17		6-16	11-10	6-16	53-100
1937		3-17	7-15	9-13	8-14		8-14	11-11	8-13	54-97
1938		8-14	10-12	4-18	8-14		5-16	12-9	6-16	53-99
1939		4-18	11-11	4-18	11-11		4-18	13-9	8-12	55-97
1940		4-18	6-16	8-14	11-11		9-13	8-14	8-14	54-100
1941		6-16	12-10	7-15	9-13		8-14	11-11	11-11	64-90
1942		8-14	10-12	6-16	9-13		6-16	6-16	10-12	55-99
1943		11-11	4-18	6-16	9-13		6-16	8-14	5-17	49-105
1944		11-11	13-9	10-12	11-11		9-13	9-13	9-13	72-82
1945		8-14	10-12	6-12	7-15		6-16	10-12	5-17	52-98
1946		5-17	10-12	7-15	5-17		6-16	10-12	6-16	49-105
1947		12-10	11-11	11-11	11-11		9-13	13-9	11-11	78-76
1948		10-12	16-6	6-16	10-12		10-12	18-4	14-8	84-70
1949		8-14	16-6	13-9	8-14		8-14	12-10	16-6	81-73
1950		3-19	11-11	5-17	5-17		7-15	8-14	13-9	52-102
1951		7-15	13-9	6-16	9-13		9-13	14-8	12-10	70-84
1952		10-12	11-11	9-13	17-5		9-13	14-8	9-13	79-75
1953		7-15	12-10	3-19	11-11		5-17	13-9	8-14	59-95
1954	12-10	7-15	5-17	4-18	9-13		4-18		10-12	51-103
1955	12-10	8-14	8-14	5-17	10-12		7-15		13-9	63-91
1956	7-15	10-12	8-14	5-17	6-16		4-18		12-10	52-102
1957	5-16	6-16	8-14	11-11	14-8		3-19		12-10	59-94
1958	10-12	10-12	10-12	12-10	10-12		9-13		12-10	73-81
1959	14-8	11-11	10-12	7-15	7-15		5-17		12-10	66-88
1960	9-13	9-13	7-15	7-15	12-10		7-15		7-15	58-96



YEAR	BAL	BOS	CHI	CLE	DET	HOU	KC	LAA	MIL	MIN	NYG	SEA	TB	TEX	TOR	TOTAL
1961	5-13	8-10	4-14	9-8	6-12			9-9		7-11	4-14			9-9		61-100
1962	8-10	8-10	9-9	7-11	6-12			6-12		8-10	5-13			15-3		72-90
1963	9-9	11-7	6-12	7-11	5-13			10-8		9-9	6-12			10-8		73-89
1964	5-13	6-12	2-16	8-10	7-11			6-12		9-9	6-12			8-10		57-105
1965	7-11	7-11	5-13	9-9	5-13			5-13		8-10	7-11			6-12		59-103
1966	5-11	9-9	5-13	12-6	12-6			9-9		8-10	5-13			9-9		74-86
1967	8-10	6-12	10-8	7-11	6-12			4-14		8-10	7-11			6-11		62-99
1968	9-9	10-8	8-10	12-6	5-13			13-5		10-8	8-10			7-11		82-80
1969	4-8	8-4	10-8	7-5	5-7		10-8	12-6	13-5	5-13	6-6			8-4		88-74
1970	5-7	5-7	16-2	5-7	6-6		11-7	10-8	10-8	5-13	6-6			10-2		89-73
1971	4-7	9-3	7-11	8-4	8-4		13-5	11-7	15-3	10-8	7-5			9-3		101-60
1972	6-6	3-9	8-7	10-2	8-4		11-7	10-8	8-4	9-8	9-3			11-4		93-62
1973	7-5	8-4	12-6	9-3	5-7		10-8	12-6	8-4	4-14	8-4			11-7		94-68
1974	6-6	4-8	11-7	7-5	7-5		10-8	12-6	7-5	13-5	5-7			8-10		90-72
1975	8-4	6-6	9-9	10-2	6-6		11-7	11-7	7-5	12-6	6-6			12-6		98-64
1976	8-4	8-4	9-8	8-4	6-6		9-9	12-6	7-5	7-11	6-6			7-11		87-74
1977	2-8	3-8	5-10	3-7	5-5		6-9	10-5	5-5	6-8	2-9	7-8		2-13	7-3	63-98
1978	0-11	5-5	8-7	6-4	4-6		5-10	6-9	1-9	6-9	2-8	13-2		6-9	7-4	69-93
1979	4-8	3-9	4-9	4-8	5-7		4-9	3-10	6-6	4-9	3-9	8-5		2-11	4-8	54-108
1980	5-7	3-9	7-6	6-6	6-6		7-6	10-3	5-7	7-6	4-8	8-5		7-6	8-4	83-79
1981	5-7	5-7	6-7	2-3	2-1		3-3	8-2	2-4	8-2	3-4	6-1		4-2	10-2	64-45
1982	5-7	4-8	4-9	8-4	3-9		6-7	4-9	5-7	10-3	5-7	6-7		5-8	3-9	68-94
1983	4-8	4-8	5-8	5-7	6-6		6-7	8-5	6-6	9-4	4-8	9-4		2-11	6-6	74-88
1984	6-6	5-7	7-6	5-7	3-9		8-5	6-7	8-4	5-8	4-8	8-5		8-5	4-8	77-85
1985	5-7	4-8	5-8	9-3	4-8		5-8	7-6	9-3	5-8	5-7	8-5		6-7	5-7	77-85
1986	7-5	5-7	6-7	2-10	6-6		5-8	3-10	7-5	7-6	7-5	10-3		3-10	8-4	76-86
1987	5-7	8-4	4-9	8-4	7-5		8-5	7-6	6-6	3-10	7-5	5-8		6-7	7-5	81-81
1988	8-4	9-3	8-5	8-4	8-4		5-8	9-4	9-3	8-5	6-6	9-4		8-5	9-3	104-58
1989	7-5	5-7	8-5	10-2	8-4		6-7	8-5	7-5	7-6	9-3	9-4		8-5	7-5	99-63
1990	8-4	8-4	5-8	8-4	6-6		9-4	9-4	7-5	7-6	12-0	9-4		8-5	7-5	103-59
1991	9-3	4-8	6-7	7-5	8-4		7-6	12-1	4-8	5-8	6-6	6-7		4-9	6-6	84-78
1992	6-6	7-5	8-5	6-6	6-6		9-4	8-5	5-7	8-5	6-6	12-1		9-4	6-6	96-66
1993	2-10	3-9	6-7	4-8	4-8		7-6	7-6	5-7	5-8	6-6	9-4		5-8	5-7	68-94
1994	5-7	3-9	3-6	0-6	4-5		3-7	6-3	1-4	5-2	5-7	4-3		7-3	5-1	51-63
1995	7-5	4-8	5-7	0-7	3-2		8-5	7-6	2-7	7-5	9-4	7-6		5-8	3-7	67-77
1996	4-9	5-8	7-5	6-6	8-4		7-5	7-6	5-7	7-6	3-9	8-5		7-6	4-8	78-84
1997	3-8	4-7	3-8	4-7	4-7		8-3	1-11	6-5	4-7	5-6	5-7		5-7	6-5	58-88
1998	3-8	2-9	7-4	8-3	4-7		4-7	7-5		7-4	3-8	5-7	5-6	6-6	5-6	66-80
1999	7-5	6-4	7-3	2-10	6-4		6-6	4-8		5-7	4-6	6-6	9-1	5-7	8-2	75-69
2000	8-4	5-5	3-6	6-6	4-6		8-4	8-5		7-5	3-6	9-4	7-2	5-7	7-3	80-63
2001	7-2	5-4	8-1	3-4	6-1		6-3	14-6		4-5	6-3	9-10	7-2	9-10	6-3	90-54
2002	5-4	3-6	7-2	5-2	6-1		8-1	11-9		6-3	4-5	8-11	8-1	13-6	3-6	87-57
2003	7-2	4-3	5-4	6-3	6-3		7-2	12-8		1-8	6-3	7-12	6-3	15-4	5-2	87-57
2004	7-0	1-8	7-2	3-6	5-4		7-2	9-10		5-2	2-7	11-8	7-2	11-9	6-3	81-63
2005	6-4	4-6	7-2	3-6	5-1		4-2	9-10		6-4	2-7	12-6	4-5	11-8	5-5	78-66
2006	4-2	7-3	3-3	6-3	4-5		5-4	8-11		4-6	6-3	17-2	6-3	9-10	6-4	85-59
2007	4-4	4-4	5-4	4-6	6-4		4-6	10-9		2-5	4-2	5-14	4-6	9-10	5-4	66-78
2008	5-0	4-6	4-5	4-5	6-3		3-6	9-10		5-5	1-5	10-9	3-6	7-12	4-6	65-78
2009	5-1	5-5	5-4	5-2	4-5		6-2	7-12		6-4	2-7	5-14	6-4	11-8	3-6	70-74
2010	7-3	5-4	5-4	6-3	3-3		6-3	8-11		3-6	1-9	13-6	4-5	9-10	3-4	73-71
2011	5-4	2-6	4-6	2-5	5-5		5-4	11-8		4-4	3-6	9-10	5-2	6-13	5-5	66-78
2012	5-4	8-1	3-3	8-2	3-4		4-5	10-9		5-4	5-5	12-7	5-4	11-8	5-4	84-60
2013	2-5	3-3	5-2	2-5	4-3	15-4	5-1	11-8		6-1	5-1	8-11	3-3	10-9	4-3	83-59
2014	4-2	4-3	3-4	4-2	2-5	11-8	2-5	9-10		6-1	4-2	9-10	4-2	9-10	4-3	75-67
2015	1-6	1-5	2-5	4-3	4-2	9-10	1-5	8-11		3-4	4-3	6-13	3-4	10-9	1-5	57-85
2016	4-3	1-5	2-5	2-4	3-4	6-13	6-1	7-12		4-2	3-4	7-12	5-2	9-10	3-3	62-80
2017	3-4	4-3	5-1	4-3	5-1	7-12	3-3	7-12		3-3	5-2	7-12	2-5	11-8	2-5	68-74
2018	5-1	4-2	5-2	4-2	7-0	7-12	5-2	9-10		5-2	3-3	9-10	2-5	13-6	7-0	85-57
<b>Totals</b>		<b>886-1077</b>		<b>913-1034</b>		<b>60-60</b>		<b>486-453</b>			<b>791-1147</b>		<b>105-73</b>		<b>224-195</b>	
	<b>1004-946</b>		<b>989-1044</b>		<b>932-1000</b>		<b>322-265</b>		<b>486-453</b>		<b>1009-1007</b>		<b>350-292</b>		<b>462-449</b>	<b>8714-9200</b>

**Note:** Baltimore record also includes Milwaukee Brewers (1901) and St. Louis Browns (1902-53). Houston total includes 5-1 record while in the NL. Minnesota record includes Washington Senators (1901-60). New York record includes Baltimore Orioles (1901-02). Milwaukee record includes Seattle Pilots (1969). Texas record includes Washington Senators (1961-71).

# ATHLETICS VS. THE NATIONAL LEAGUE

YEAR	ARI	ATL	CHI	CIN	COL	HOU	LA	MIA	MIL	NYM	PHI	PIT	STL	SD	SF	WAS	TOTAL
1997					1-3		1-3							3-1	2-2		7-9
1998	2-1				1-2		1-2							2-1	2-2		8-8
1999	2-1				3-0		3-0							1-2	3-3		12-6
2000	2-1				1-2		2-1							3-0	3-3		11-7
2001	3-0				3-0		2-1							2-1	2-4		12-6
2002						3-0			3-0			3-0			4-2		16-2
2003		1-2						1-2			1-2				3-3	3-0	9-9
2004			1-2	3-0								3-0	0-3		3-3		10-8
2005		2-1								2-1	2-1				4-2	0-3	10-8
2006	0-3				1-2		3-0							1-2	3-3		8-10
2007				2-1		2-1				0-3			1-2		5-1		10-8
2008	1-2	1-2						2-1			2-1				4-2		10-8
2009	1-2				0-3		1-2							2-1	1-5		5-13
2010			1-2	0-3								3-0	1-2		3-3		8-10
2011	2-1							1-2		1-2	1-2				3-3		8-10
2012	0-3				3-0		3-0							2-1	2-4		10-8
2013			2-1	2-2					2-1			2-1	2-1		3-1		13-7
2014		0-3						3-0		2-2	2-1				3-1	3-0	13-7
2015	2-1				2-1		3-1							3-1	1-5		11-9
2016			0-3	1-2					1-3			0-3	2-1		3-1		7-13
2017		0-3						1-3		1-2	2-1				2-2	1-2	7-13
2018	2-1				0-3		2-2							4-0	4-2		12-8
<b>Totals</b>	<b>17-16</b>	<b>4-11</b>	<b>4-8</b>	<b>11-8</b>	<b>15-16</b>		<b>21-12</b>	<b>8-8</b>	<b>192-163</b>	<b>6-10</b>	<b>10-8</b>	<b>11-4</b>	<b>6-9</b>	<b>23-10</b>	<b>63-57</b>	<b>7-5</b>	<b>217-187</b>

Note: Washington record also includes Montreal Expos (2003). Milwaukee total includes 186-159 record while in the AL.

# ATHLETICS IN DIVISIONAL PLAY

YEAR	A.L. WEST			A.L. CENTRAL			A.L. EAST			NATIONAL LEAGUE		
	HOME	ROAD	TOTAL	HOME	ROAD	TOTAL	HOME	ROAD	TOTAL	HOME	ROAD	TOTAL
1969	26-19	24-21	50-40				23-13	15-21	38-34			
1970	27-18	25-20	52-38				22-14	15-21	37-35			
1971	24-21	32-13	56-34				22-14	23-12	45-26			
1972	28-13	21-21	49-34				20-16	24-12	44-28			
1973	26-19	23-22	49-41				24-12	21-15	45-27			
1974	31-14	23-22	54-36				18-18	18-18	36-36			
1975	32-13	23-22	55-35				22-14	21-15	43-29			
1976	27-18	17-27	44-45				24-12	19-17	43-29			
1977	23-22	13-31	36-53				12-24	15-21	27-45			
1978	23-21	21-25	44-46				15-21	10-26	25-47			
1979	15-24	10-29	25-53				16-26	13-29	29-55			
1980	25-14	21-18	46-32				21-21	16-26	37-47			
1981	15-11	20-6	35-17				20-10	9-18	29-28			
1982	19-20	16-23	35-43				17-25	16-26	33-51			
1983	22-17	17-22	39-39				20-22	15-27	35-49			
1984	25-14	17-22	42-36				19-23	16-26	35-49			
1985	21-16	15-26	36-42				22-20	19-23	41-43			
1986	18-20	15-24	33-44				29-16	14-26	43-42			
1987	17-22	16-23	33-45				25-17	23-19	48-36			
1988	24-15	23-16	47-31				30-12	27-15	57-27			
1989	25-14	21-18	46-32				29-13	24-18	53-31			
1990	22-17	25-14	47-31				29-13	27-15	56-28			
1991	25-14	15-24	40-38				22-20	22-20	44-40			
1992	29-10	25-14	54-24				22-20	20-22	42-42			
1993	20-19	19-20	39-39				18-24	11-31	29-55			
1994	8-5	9-4	17-9	5-14	7-11	12-25	11-13	11-16	22-29			
1995	13-7	6-13	19-20	11-15	11-16	22-31	14-12	12-14	26-26			
1996	11-9	11-8	22-17	18-12	14-17	32-29	11-20	13-18	24-38			
1997	5-13	6-12	11-25	13-14	12-16	25-30	13-15	9-18	22-33	4-4	3-5	7-9
1998	9-9	9-9	18-18	16-12	14-13	30-25	10-17	8-20	18-37	4-4	4-4	8-8

YEAR	A.L. WEST			A.L. CENTRAL			A.L. EAST			NATIONAL LEAGUE		
	HOME	ROAD	TOTAL	HOME	ROAD	TOTAL	HOME	ROAD	TOTAL	HOME	ROAD	TOTAL
1999	11-7	4-14	15-21	16-10	10-20	26-30	17-11	17-7	34-18	8-1	4-5	12-6
2000	13-6	9-10	22-16	13-17	15-10	28-27	14-9	16-11	30-20	7-2	4-5	11-7
2001	16-13	16-13	32-26	9-7	18-7	27-14	21-6	10-8	31-14	7-2	5-4	12-6
2002	19-10	13-16	32-26	19-6	13-3	32-9	8-10	15-12	23-22	8-1	8-1	16-2
2003	20-9	14-15	34-24	12-6	13-14	25-20	19-6	9-7	28-13	6-3	3-6	9-9
2004	17-12	14-15	31-27	16-8	11-8	27-16	12-7	11-13	23-20	7-2	3-6	10-8
2005	15-14	17-10	32-24	13-8	12-7	25-15	10-12	11-15	21-27	7-2	3-6	10-8
2006	16-12	18-11	34-23	14-8	8-13	22-21	15-7	14-8	29-15	4-5	4-5	8-10
2007	12-16	12-17	24-33	14-11	7-14	21-25	9-10	12-10	21-20	5-4	5-4	10-8
2008	14-14	12-17	26-31	13-9	9-15	22-24	11-11	6-12	17-23	5-4	5-4	10-8
2009	11-18	12-16	23-34	17-8	9-9	26-17	10-8	11-15	21-23	2-7	3-6	5-13
2010	18-11	12-16	30-27	9-8	14-11	23-19	14-12	6-13	20-25	6-3	2-7	8-10
2011	15-13	11-18	26-31	11-14	9-10	20-24	11-8	9-15	20-23	6-3	2-7	8-10
2012	16-12	17-12	33-24	12-7	11-11	23-18	16-9	12-9	28-18	6-3	4-5	10-8
2013	21-18	23-14	44-32	13-3	9-9	22-12	10-6	7-9	17-15	8-2	5-5	13-7
2014	18-19	20-19	38-38	9-8	8-9	17-17	13-4	7-8	20-12	8-2	5-5	13-7
2015	16-23	17-20	33-43	5-11	9-8	14-19	7-9	3-14	10-23	6-4	5-5	11-9
2016	13-24	16-23	29-47	10-6	7-10	17-16	9-9	7-8	16-17	2-8	5-5	7-13
2017	21-17	11-27	32-44	10-5	10-6	20-11	12-6	4-13	16-19	3-7	4-6	7-13
2018	19-20	19-18	38-38	13-3	13-5	26-8	11-5	10-6	21-11	7-3	5-5	12-8
<b>Totals</b>	<b>956-756</b>		<b>1781-1646</b>		<b>273-272</b>		<b>849-682</b>		<b>1552-1500</b>		<b>91-111</b>	
		<b>825-890</b>		<b>311-230</b>		<b>584-502</b>		<b>703-818</b>		<b>126-76</b>		<b>217-187</b>

## OAKLAND A'S MONTH-BY-MONTH

Year	March	April	May	June	July	August	September	October
1968	-	8-10	13-14	17-12	15-15	16-17	13-12	-
1969	-	11-8	12-13	17-9	18-11	16-15	13-17	1-1
1970	-	8-12	17-11	17-10	15-12	13-17	18-11	1-0
1971	-	17-8	16-10	17-8	14-13	23-8	14-13	-
1972	-	7-4	18-8	18-11	16-15	14-13	18-10	2-1
1973	-	9-11	15-13	18-11	17-12	20-7	15-14	-
1974	-	10-10	17-11	14-14	20-8	15-14	14-13	0-2
1975	-	12-8	16-10	20-9	18-11	15-16	17-10	-
1976	-	9-8	12-17	15-13	17-11	17-12	16-11	1-2
1977	-	12-9	10-15	10-17	10-19	10-18	11-18	0-2
1978	-	16-5	11-15	11-18	17-13	7-21	7-20	0-1
1979	-	8-14	9-19	5-24	8-20	14-15	10-16	-
1980	-	12-8	13-13	7-21	19-10	14-14	16-11	2-2
1981	-	18-3	13-17	6-3	-	10-9	15-12	2-1
1982	-	11-11	12-16	10-18	11-15	14-15	9-17	1-2
1983	-	11-9	11-16	14-15	12-17	17-13	8-16	1-2
1984	-	14-10	9-17	15-14	10-18	14-14	15-12	-
1985	-	9-12	13-12	17-10	13-14	15-14	8-20	2-3
1986	-	11-10	12-16	7-22	14-12	17-11	13-13	2-2
1987	-	9-14	15-10	16-11	12-15	15-14	12-15	2-2
1988	-	16-7	19-8	13-14	16-12	20-9	19-7	1-1
1989	-	18-8	16-10	13-14	16-10	18-11	17-10	1-0
1990	-	14-5	18-9	15-12	17-14	18-9	20-8	1-2
1991	-	13-7	15-12	13-15	15-12	15-14	11-15	2-3
1992	-	14-8	13-14	18-9	15-11	19-10	15-12	2-2
1993	-	7-11	12-16	12-14	12-17	9-21	15-13	1-2
1994	-	7-17	8-19	17-9	15-11	4-7	-	-
1995	-	1-4	16-12	16-12	8-20	17-12	9-16	0-1
1996	-	13-12	11-16	14-15	17-10	11-19	12-12	-
1997	-	13-13	9-21	12-15	8-19	11-16	12-13	-
1998	-	12-14	10-17	15-13	11-16	15-15	11-13	-
1999	-	10-14	17-10	10-16	16-10	19-10	13-14	2-1
2000	-	12-13	15-13	18-7	13-14	11-16	21-7	1-0
2001	-	8-17	18-9	12-15	19-8	22-7	17-4	6-0
2002	-	15-11	10-17	21-7	15-12	24-4	18-8	-
2003	-	17-10	14-13	15-12	16-11	20-9	14-11	-
2004	-	11-12	15-11	17-10	15-12	20-8	12-16	1-2

## Oakland A's Month-by-Month, continued

Year	March	April	May	June	July	August	September	October
2005	-	12-12	7-20	19-8	20-6	17-11	11-17	2-0
2006	-	12-12	12-17	18-8	14-13	21-6	15-13	1-0
2007	-	12-13	14-13	15-13	9-18	17-12	9-17	-
2008	1-1	16-11	12-15	16-10	8-17	10-20	12-12	-
2009	-	8-11	11-18	13-15	12-14	14-15	17-10	0-4
2010	-	12-12	16-12	10-17	14-10	13-15	13-15	3-0
2011	-	13-14	14-15	9-17	13-13	11-17	14-12	-
2012	1-1	10-12	11-16	15-13	19-5	18-10	17-11	3-0
2013	-	16-12	16-12	16-11	15-10	14-13	19-8	-
2014	0-1	18-9	16-12	17-9	15-10	12-17	10-16	-
2015	-	9-14	11-19	15-12	10-14	13-15	8-19	2-1
2016	-	13-12	11-17	11-15	12-14	10-18	10-17	2-0
2017	-	11-14	12-15	12-16	12-14	11-16	16-12	1-0
2018	1-2	13-12	15-14	17-10	17-8	18-9	16-10	-
<b>Totals</b>	<b>3-5</b>	<b>598-537</b>	<b>678-715</b>	<b>725-653</b>	<b>710-646</b>	<b>768-668</b>	<b>685-649</b>	<b>49-42</b>

## ATHLETICS FRANCHISE RECORDS

### TEAM GENERAL

#### Most Games Won

Season	107 (1931)
Home	60 (1931)
Road	55 (1971)
Consecutive	20 (August 13 to September 4, 2002)
Consecutive, Home	22 (July 15-August 31, 1931)
Consecutive, Road	14 (May 3-30, 1931)
vs. One Team	20 (St. Louis, 1911)
by Shutout	27 (1907, 1909)
by One Run	33 (2004)
in Extra Innings	14 (1988)
Month	26 (July, 1931)

#### Most Games Lost

Season	117 (1916)
Home	55 (1956, 1964)
Road	64 (1916)
Consecutive	20 (1916, 1943)
Consecutive, Home	13 (May 27-July 6, 1920)
Consecutive, Road	22 (July 11-August 23, 1943)
vs. One Team	19 (five times. Last: New York, 1957)
by Shutout	24 (1943)
Fewest lost by shutout	2 (1902, 1931 and 1932)
by One Run	40 (1908)
in Extra Innings	16 (1921)
Month	28 (July, 1916)

#### Most Games

Season	163 (1964, 1968)
Shutout	41 (1909)
One Run	65 (1908)
Extra Innings	24 (1921, 1945)
Month	40 (August, 1938)

#### Highest Winning Percentage

Season	.704 (1931)
Home	.800 (1931)
Road	.688 (1971)
Shutout Games	.857 (1931, 12-2)
One-Run Games	.698 (1928, 30-13)
Extra Inning Games	1.000 (1928, 8-0)
Month	.857 (August, 2002; 24-4) .857 (April, 1981; 18-3)
Homestand (min. 6 games)	1.000 (August 23-29, 2004; 7-0) 1.000 (September 3-10, 2001; 7-0) 1.000 (May 4-12, 1948; 7-0) 1.000 (11 times, last: July 3-8, 2014; 6-0)
Roadtrip (min. 6 games)	1.000 (May 9-21, 1931; 11-0) 1.000 (August 19-28, 2002; 10-0) 1.000 (April 9-16, 1981; 8-0) 1.000 (April 5-11, 2013; 6-0)

#### Lowest Winning Percentage

Season	.235 (1916)
Home	.267 (1915)
Road	.169 (1916)
Shutout Games	.045 (1919, 1-21)
One-Run Games	.256 (1916, 11-32)
Extra Inning Games	.200 (1916, 2-8)
Month	.067 (July, 1916; 2-28)
Homestand (min. 6 games)	.000 (August 10-16, 1956; 0-6) .000 (July 5-11, 1937; 0-6) .000 (September 27-October 2, 1920; 0-6)
Road Trip (min. 6 games)	.000 (15 times. Most losses: 0-9, September 22-October 1, 1995)

#### Most Players Used

Season	56 (1915)
Pitchers, Season	34 (2018)
Game, Nine Innings	24 (vs. Seattle, Sept. 1, 2018) 24 (vs. Minnesota Sept. 28, 1972) 24 (vs. California, Sept. 6, 1966)
Game, Extra Innings	30 (vs. Chicago, Sept. 19, 1972; 15 inn.)
Pitchers, Game	9 (vs. Seattle, September 1, 2018, 9 inn.) 9 (at New York-AL, Sept. 22, 2012; 14 inn.) 9 (at Boston, June 4, 2011; 14 inn.) 9 (vs. Seattle, September 20, 1997; 15 inn.)

## Fewest Players Used

Season	19 (1905)
Pitchers, Season	7 (1905)

## Length of Game

Most Innings	24 (vs. Detroit, July 21, 1945) 24 (at Boston, September 1, 1906)
Longest Time, 9 inn.	4:31 (at New York-AL, Aug. 25, 2011)
Longest Time, Extra Inn.	6:32 (vs. Los Angeles-AL, April 29, 2013)

## Left On Base

Season, Most	1274 (2004)
Season, Fewest	925 (1957)
Nine Inning Game, Most (since 1908)	17 (at Chicago, September 18, 1982) 17 (at St. Louis, June 12, 1949, 2nd Game) 17 (at Washington, May 4, 1919)
Extra Inning Game, Most (since 1908)	21 (at Texas, July 1, 1979; 15 inn.) 21 (at Detroit, June 17, 1967; 19 inn.)
Extra Inning Game, Fewest	0 (N.Y., June 22, 1929; 14 inn.)

## Scoring Margin

Victory	22 (vs. Detroit, May 18, 1912; 24-2)
Shutout Victory	16 (six times, last: at Kansas City, June 1, 2018)
Defeat	23 (vs. Chicago, April 23, 1955; 6-29) 23 (vs. New York, May 24, 1936; 2-25)
Shutout Defeat	21 (New York, August 13, 1939)
Largest Deficit Overcome to Win	12 (vs. Cle., June 15, 1925)
Largest Lead Surrendered in Loss	11 (at St.L, June 17, 1936)

## Errors

Season, Most	338 (1915)
Season, Fewest	84 (2006)
Game, Most (since 1908)	9 (vs. Boston, April 23, 1923) 9 (vs. Detroit, July 29, 1921)
Consecutive Games, No Errors	15 (June 25-July 9, 2016)

## Double Plays Turned

Most, Season	217 (1949)
Game	6 (several times. Last: at Chicago, May 17, 1995)

## TEAM BATTING

### Batting Average

Highest	.307 (1925)
Lowest	.223 (1908)

### Slugging Percentage

Highest	.458 (2000)
Lowest	.292 (1908)

### On-Base Percentage

Highest	.372 (1927)
Lowest	.281 (1908)

### Most At Bats

Season	5728 (2004)
Game (since 1908)	84 (vs. Detroit, July 21, 1945; 24 inn.)
Game, Nine Inn. (since 1908)	52 (at Boston, May 1, 1929)

### Most Runs

Season	981 (1932)
Game	24 (vs. Boston, May 1, 1929) 24 (vs. Detroit, May 18, 1912)
Game, loss	16 (at Texas, May 5, 2000; 16-17)
Game, both clubs	.36 (Boston, June 29, 1950; 14-22)

Inning	13 (vs. California, July 5, 1996; 1st) 13 (vs. Chicago, April 21, 1956; 2nd) 13 (vs. Cleveland, June 15, 1925; 8th)
Consecutive innings, no runs	48 (Sept. 22-26, 1906)
Two consecutive games	34 (June 18-19, 2000) 34 (June 14-15, 1969)
Three consecutive games	44 (June 17-19, 2000)
Consecutive games, one or more runs	113 (Aug. 23, 1931 to July 8, 1932)

### Most Hits

Season	1659 (1925)
Game, Nine Innings	29 (Boston, May 1, 1929)
Game, Extra Innings	29 (at Texas, July 1, 1979; 15 inn.)

### Most Singles

Season	1206 (1925)
Game (since 1908)	25 (at Texas, July 1, 1979; 15 inn.)

### Most Doubles

Season	336 (2004)
Game (since 1908)	8 (14 times, last: vs. Houston, Aug. 18, 2018)

### Most Triples

Season	108 (1912)
Game	6 (vs. Detroit, May 18, 1912)

### Most Home Runs

Season	243 (1996)
Season, Home	129 (2017)
Season, Road	136 (2018)
Season, Grand Slam	14 (2000)
Season, Pinch Hit	8 (1970)
Season, Inside The Park	13 (1911)
Season, vs. One Team	34 (Detroit, 1957)
Season, Back-To-Back	13 (2000)
Players with 30 or More Home Runs	3 (1996, 1999, 2001)
Players with 20 or More Home Runs	5 (1996, 1999, 2000, 2004, 2017, 2018)
Players with 10 or More Home Runs	9 (2000, 2017)
Month	55 (June, 1996 and August, 1999)
Game	8 (at California, June 27, 1996)
Game, Grand Slam	2 (at Seattle, September 10, 2007) 2 (at Toronto, August 24, 2003)
Inning	4 (vs. Chicago, April 27, 2002) 3rd inning: Hatteberg, Long, Pena, Menechino) 4 (vs. Tampa Bay, August 1, 1999) 4th inning: Tejada, Chavez, Giambi, Jaha) 4 (vs. Boston, August 21, 1997) 3rd inning: Giambi, Young, McDonald, Canseco)
Consecutive	3 (12 times, last: vs. Texas, April 15, 2006 (Chavez, Thomas, Bradley))
Consecutive Games with a Home Run	23 (July 2-27, 1996)
Two consecutive games	12 (June 25-27, 1996)

### Most Total Bases

Season	2546 (1996)
Game	44 (at California, June 27, 1996) 44 (Boston, May 1, 1929)

### Most Extra Base Hits

Season	569 (2018)
Game (since 1908)	11 (seven times, last: at Minnesota, Sept. 11, 2013)

### Most Runs Batted In

Season	923 (1932)
Game	23 (vs. Texas, September 30, 2000) 23 (at Boston, May 1, 1929)

## Athletics Franchise Records, continued

### Most Walks

Season	783 (1949)
Game	16 (vs. Chicago, May 2, 1952) 16 (at St. Louis, June 21, 1948)

### Most Strikeouts

Season	1491 (2017)
Game, Nine Innings	19 (at Cleveland, May 30, 2017) 19 (at Seattle, June 24, 1997)
Game, Extra Innings	21 (vs. Tampa Bay, July 30, 2012)

### Most Hit By Pitch

Season	88 (2001)
Game (since 1908)	5 (at Los Angeles-AL, Aug. 12, 2018) 5 (at Anaheim, June 7, 2001) 5 (at St. Louis, July 17, 1911)

### Most Sacrifice Hits

Season	147 (1906)
Game (since 1908)	7 (at St. Louis, June 23, 1935, G#2) 7 (vs. Cleveland, July 15, 1912)

### Most Sacrifice Flies

Season	77 (1984)
Game	3 (39 times, last: vs. Seattle, September 27, 2017)

### Most Grounded Into Double Plays

Season	170 (1950 and 2006)
Game	5 (19 times, last: vs. San Diego, July 3, 2018)

### Most Stolen Bases

Season	341 (1976)
Season, vs. one team (since 1908)	64 (New York, 1913)
Game (since 1908)	12 (at Minnesota, August 1, 1976)

## TEAM PITCHING

### Earned Run Average

Lowest	1.79 (1910)
Highest	6.08 (1936)

### Complete Games

Most	136 (1904)
Fewest	1 (2012, 2017)
Consecutive (since 1908)	17 (Sept. 5-24, 1910)

### Shutouts

Most	27 (1907, 1909)
Fewest	1 (1919, 1997)
Consecutive	3 (10 times. Last: August 28-31, 1996)
Consec. Shutout IP (since 1907)	44 (Sept. 13-18, 1966)

### Saves

Most	64 (1988 and 1990)
Fewest	13 (1980)

### Innings Pitched

Most	1489.1 (1988)
Fewest	1324 (1938)

### Hits

Most, Season	1734 (1997)
Most, Game (since 1908)	33 (at Cle., July 10, 1932; 18 inn.)
Most, Nine Inning Game (since 1908)	29 (vs. Chicago, April 23, 1955)
Fewest, Season	1069 (1909)

### Runs Allowed

Most, Season	1045 (1936)
Most, Game	29 (vs. Chicago, April 23, 1955)
Most, Inning (since 1908)	14 (at Cleveland, June 18, 1950, 2nd game, 1st inn.) 14 (at Boston (July 4, 1948, 7th inn.)
Fewest, Season	408 (1909)

### Earned Runs Allowed

Most	913 (1936)
Fewest	282 (1910)

### Walks Allowed

Most, Season	827 (1915)
Most, Season, Intentional	78 (1968)
Most, Game	18 (Detroit, May 9, 1916)
Most, Game, Intentional	5 (three times, last: at California, August 27, 1966)
Fewest, Season	366 (1904)
Fewest, Season, Intentional	17 (2017)

### Strikeouts

Most, Season	1244 (2014)
Most, Game	26 (vs. California, July 9, 1971; 20 inn.)
Most, Nine Inning Game	18 (at Seattle, April 19, 1986)
Fewest, Season	371 (1924)

### Home Runs Allowed

Most, Season	220 (1964)
Most, Game	8 (vs. New York, June 28, 1939)
Most, Inning	5 (vs. Minnesota, June 9, 1966; 7th inn.)
Most Grand Slams, Season	8 (1993, 1999)
Fewest, Season	8 (1910)
Fewest Grand Slams, Season	0 (17 times. Last: 2003)

### Hit Batters

Most, Season	81 (1911)
Most, Game (since 1908)	5 (at Detroit, August 11, 1965)
Fewest, Season	9 (1931)

### Wild Pitches

Most, Season	86 (2018)
Most, Game (since 1908)	5 (at Chicago, June 7, 1937)
Fewest, Season	13 (1946)

### Balks

Most, Season	76 (1988)
Most, Game	5 (at Seattle, April 13, 1988)
Fewest, Season	0 (1928)

## INDIVIDUAL BATTING

### Highest Batting Average

Career	.356 (Al Simmons, 1924-32, 40-41, 44)
Season, Right Hander	.426 (Nap Lajoie, 1901)
Season, Left Hander	.365 (Eddie Collins, 1911)
Season, Switch Hitter	.303 (Dave Philley, 1953)
Season, Pinch Hitter (min. 30 ab)	.452 (Elmer Valo, 1955)
Season, Designated Hitter	.328 (Erubiel Durazo, 2004)
Season, Rookie	.334 (Socks Seybold, 1901)

### Highest Slugging Percentage

Career	.640 (Jimmie Foxx, 1925-35)
Season, Right Hander	.749 (Jimmie Foxx, 1932)
Season, Left Hander	.660 (Jason Giambi, 2001)
Season, Switch Hitter	.493 (Nick Swisher, 2006)
Season, Rookie	.618 (Mark McGwire, 1997)

## Highest On-Base Percentage

Career.....	.440 (Jimmie Foxx, 1925-35)
Season, Left Hander.....	.477 (Jason Giambi, 2001)
Season, Right Hander.....	.469 (Jimmie Foxx, 1932)
Season, Switch Hitter.....	.381 (Nick Swisher, 2007)
Season, Rookie.....	.414 (Ferris Fain, 1947)

## Most Games Played

Career.....	1795 (Bert Campaneris, 1964-76)
Season.....	162 (12 times, last: <b>Matt Olson, 2018</b> )
Season, Rookie.....	160 (Phil Garner, 1975)
Consecutive.....	594 (Miguel Tejada, June 2, 2000-Sept. 28, 2003)

## Most At Bats

Career.....	7180 (Bert Campaneris, 1964-76)
Season.....	670 (Al Simmons, 1932)
Season, Rookie.....	611 (Dick Howser, 1961)
Game.....	11 (Irv Hall vs. Detroit, July 21, 1945)

## Most Runs

Career.....	1270 (Rickey Henderson, 1979-84, 89-95, 98)
Season.....	152 (Al Simmons, 1930)
Season, Rookie.....	108 (Dick Howser, 1961)
Game.....	5 (several times. Last: Luis Polonia at Kansas City, September 9, 1988)

## Most Hits

Career.....	1882 (Bert Campaneris, 1964-76)
Season, Right Hander.....	253 (Al Simmons, 1925)
Season, Left Hander.....	214 (Doc Cramer, 1935)
Season, Switch Hitter.....	188 (Dave Philley, 1953)
Season, Rookie.....	183 (Al Simmons, 1924)
Game.....	6 (Joe DeMaestri at Detroit, July 8, 1955; 11 inn.) 6 (Roger Cramer vs. Detroit, July 13, 1935) 6 (Bob Johnson vs. Chi., June 16, 1934; 2nd game, 11 inn.) 6 (Jimmie Foxx at Cleveland, July 10, 1932; 18 inn.) 6 (Roger Cramer at Chicago, June 20, 1932) 6 (Jimmie Foxx vs. Wash., May 30, 1930; 1st game, 13 inn.) 6 (Danny Murphy at Boston, July 8, 1902)
Consecutive.....	8 (several times. Last: Josh Reddick, May 7-8, 2016)
Hitting Streak.....	29 (Billy Lamar, May 30-June 29, 1925)
Consecutive Games Reaching Base (since 1908).....	62 (Mark McGwire, September 16, 1995-June 18, 1996)
Consecutive At Bats, No Hits (since 1913).....	42 (Tim Thompson, July 24-August 19, 1957)

## Most Singles

Career.....	1472 (Bert Campaneris, 1964-76)
Season.....	174 (Al Simmons, 1925)
Season, Rookie.....	135 (Al Simmons, 1924)
Game.....	6 (Joe DeMaestri at Detroit, July 8, 1955; 11 inn.) 6 (Roger Cramer at Chicago, June 20, 1932)

## Most Doubles

Career.....	365 (Jimmy Dykes, 1918-32)
Season.....	53 (Al Simmons, 1926)
Season, Rookie.....	44 (Bob Johnson, 1933)
Game.....	4 (Frankie Hayes at Cleveland, July 25, 1936)

## Most Triples

Career.....	102 (Danny Murphy, 1902-13)
Season.....	21 (Frank Baker, 1912)
Season, Rookie.....	19 (Frank Baker, 1909)
Game.....	3 (Bert Campaneris vs. Cle., Aug. 29, 1967; 10 inn.)

## Most Home Runs

Career.....	363 (Mark McGwire, 1986-97)
Career, Pinch Hit.....	5 (Mark McGwire, 1986-97)
Season.....	5 (Terry Steinbach, 1986-96)
Season, Switch Hitter.....	5 (Mike Aldrete, 1993-95)
Season, Rookie.....	5 (Jeff Burroughs, 1982-84)
Season, Designated Hitter.....	5 (Gus Zernial, 1951-57)
Career, Designated Hitter.....	98 (Dave Kingman, 1984-86)
Career, Grand Slams.....	9 (Mark McGwire, 1986-97)
Season.....	9 (Gus Zernial, 1951-57)
Season, Inside The Park.....	9 (Sam Chapman, 1938-41, 45-51)
Season, Leadoff.....	9 (Jimmie Foxx, 1925-35)
Career, Inside The Park.....	18 (Danny Murphy, 1902-13)
Career, Leadoff.....	43 (Rickey Henderson, 1979-84, 89-95, 98)
Season, Right Hander.....	58 (Jimmie Foxx, 1932)
Season, Left Hander.....	47 (Reggie Jackson, 1969)
Season, Switch Hitter.....	35 (Nick Swisher, 2006)
Season, Pinch Hitter.....	4 (Jeff Burroughs, 1982)
Season, Designated Hitter.....	46 ( <b>Khris Davis, 2018</b> )
Season, Grand Slams.....	4 (Jason Giambi, 2000)
Season, Inside The Park.....	4 (Danny Murphy, 1904)
Season, Leadoff.....	7 (Rickey Henderson, 1993)
Season, Rookie.....	49 (Mark McGwire, 1987)
Season, Home.....	31 (Jimmie Foxx, 1933)
Season, Road.....	31 (Jimmie Foxx, 1932)
Season.....	28 (Mark McGwire, 1996)
Month.....	28 (Jose Canseco, 1991)
Month.....	28 (Mark McGwire, 1987)
Month.....	15 (Bob Johnson, June, 1934)
Month.....	15 (Mark McGwire, May, 1987)
Game.....	3 (28 times. Last: <b>Khris Davis vs. Texas, May 17, 2016</b> )
Game, Both Sides of Plate.....	nine times. Last: Coco Crisp (at New York-AL, August 24, 2011)
Two Consec. Games.....	5 (Josh Reddick, Aug. 9-10, 2013)
Season.....	5 (Mark McGwire, June 10-11, 1995)
Season.....	5 (Mark McGwire, June 27-28, 1987)
Inning.....	2 (Mark McGwire at Seattle, Sept. 22, 1996; 5th inn.)
Consecutive Games With Home Run.....	6 (Frank Thomas, September 5-11, 2006)
Consecutive At Bats With Home Run.....	4 (Jimmie Foxx vs. Washington and N.Y., June 7-8, 1933)
Consecutive At Bats With Home Run.....	4 (Mike Epstein vs. Washington, June 15-16, 1971)
Home Run, First Major League At Bat.....	five times: (Terry Steinbach, September 12, 1986 at Cleveland)
Home Run, First Major League At Bat.....	5 (Joe Keough, August 7, 1968 at New York, G#2)
Home Run, First Major League At Bat.....	5 (Bert Campaneris, July 23, 1964 vs. Minnesota)
Home Run, First Major League At Bat.....	5 (Gene Hasson, September 9, 1937 vs. Washington, G#1)
Home Run, First Major League At Bat.....	5 (Ace Parker, April 30, 1937 vs. Boston)
Consecutive At Bats, No Home Runs (since 1908).....	1904 (Irv Hall, April 20, 1943-Sept. 26, 1946)

## Most Runs Batted In

Career.....	1178 (Al Simmons, 1924-32, 40-41, 44)
Season, Right Hander.....	169 (Jimmie Foxx, 1932)
Season, Left Hander.....	137 (Jason Giambi, 2000)
Season, Switch Hitter.....	101 (Ruben Sierra, 1993)
Season, Designated Hitter.....	118 ( <b>Khris Davis, 2018</b> )
Season, Rookie.....	118 (Mark McGwire, 1987)
Game.....	10 (Reggie Jackson at Boston, June 14, 1969)
Inning.....	6 (Matt Stairs vs. California, July 5, 1996; 1st inn.)
Inning.....	6 (Joe Astroth at Washington, Sept. 23, 1950; 6th inn.)
Inning.....	6 (Bob Johnson at Chicago, Aug. 29, 1937; 1st inn.)
Consecutive Games With RBI.....	14 (Tris Speaker, May 16-30, 1928)

## Athletics Franchise Records, continued

### Most Total Bases

Career.....	2998 (Al Simmons, 1924-32, 40-41, 44)
Season.....	438 (Jimmie Foxx, 1932)
Season, Rookie.....	344 (Mark McGwire, 1987)
Game.....	16 (Jimmie Foxx at Cleveland, July 10, 1932; 18 inn.)

### Most Extra Base Hits

Career.....	655 (Al Simmons, 1924-32, 40-41, 44)
Season.....	100 (Jimmie Foxx, 1932)
Season, Rookie.....	81 (Mark McGwire, 1987)
Game.....	4 (several times. Last: Ryon Healy vs. Washington, June 3, 2017)

### Most Walks

Career.....	1227 (Rickey Henderson, 1979-84, 89-95, 98)
Career, Intentional.....	84 (Reggie Jackson, 1967-75, 87)
Season.....	149 (Eddie Joost, 1949)
Season, Rookie.....	95 (Ferris Fain, 1947)
Season, Intentional.....	24 (Jason Giambi, 2001)
Game.....	5 (several times. Last: Mark McGwire vs. Kansas City, April 26, 1997)
Consecutive.....	7 (Jose Canseco, August 4-5, 1992)

### Most Strikeouts

Career.....	1226 (Reggie Jackson, 1967-75, 87)
Season.....	197 (Jack Cust, 2008)
Season, Rookie.....	175 (Jose Canseco, 1986)
Game.....	5 (several times. Last: <b>Dustin Fowler at Houston, July 9, 2018</b> )
Two Consecutive Games.....	8 (Seth Smith, May 1-3, 2013) 8 (Jose Canseco, July 14-16, 1997) 8 (Rick Monday, April 28-29, 1970)

### Most Hit By Pitch

Career.....	87 (Jimmy Dykes, 1918-32)
Season.....	20 (Jason Kendall, 2005) 20 (Don Baylor, 1976)
Season, Rookie.....	15 (Olmedo Saenz, 1999)
Game (since 1908).....	2 (55 times, last: <b>Stephen Piscotty at Texas, April 24, 2018</b> )

### Most Sacrifice Hits

Career.....	188 (Jimmy Dykes, 1918-32)
Season.....	34 (Simon Nicholls, 1907)
Season, Rookie.....	34 (Simon Nicholls, 1907)
Game (since 1908).....	3 (six times, last: Ned Garver at Detroit, September 23, 1960)

### Most Sacrifice Flies

Career.....	59 (Mark McGwire, 1986-97)
Season.....	14 (Dave Kingman, 1984)
Season, Rookie.....	12 (Leo Posada, 1961)
Game.....	2 (32 times, last: Stephen Vogt at Tampa Bay, May 24, 2015)

### Most Grounded Into Double Plays

Career.....	158 (Pete Suder, 1941-55)
Season.....	32 (Ben Grieve, 2000)
Season, Rookie.....	28 (George Kell, 1944)
Game.....	3 (Harry Simpson vs. Wash., June 12, 1957, G#2) 3 (Benny McCoy vs. Washington, May 25, 1941)

### Most Stolen Bases

Career.....	867 (Rickey Henderson, 1979-84, 89-95, 98)
Season.....	130 (Rickey Henderson, 1982)
Season, Rookie.....	42 (Mitchell Page, 1977)
Game.....	6 (Eddie Collins at St. Louis, Sept. 22, 1912; G#1) 6 (Eddie Collins at Detroit, September 11, 1912)
Consecutive.....	36 (Coco Crisp, July 16, 2011-June 19, 2012)

### Most Caught Stealing

Career.....	219 (Rickey Henderson, 1979-84, 89-95, 98)
Season.....	42 (Rickey Henderson, 1982)
Season, Rookie.....	21 (Mike Edwards, 1978)
Game.....	3 (Rickey Henderson at California, July 27, 1982) 3 (Joe Hauser vs. St. Louis, August 18, 1922)

## INDIVIDUAL PITCHING

### Most Games Won

Career.....	284 (Eddie Plank, 1901-14)
Season, Right Hander.....	31 (Jack Coombs, 1910)
Season, Left Hander.....	31 (Lefty Grove, 1931)
Season, Rookie.....	20 (Alex Kellner, 1949) 20 (Scott Perry, 1918)
Consecutive.....	16 (Lefty Grove, 1931)

### Most Games Lost

Career.....	162 (Eddie Plank, 1901-14)
Season, Right Hander.....	25 (Scott Perry, 1920)
Season, Left Hander.....	20 (Alex Kellner, 1950)
Season, Rookie.....	23 (Elmer Myers, 1916)
Consecutive.....	19 (Jack Nabors, 1916)

### Most Saves

Career.....	320 (Dennis Eckersley, 1987-95)
Season, Right Hander.....	51 (Dennis Eckersley, 1992)
Season, Left Hander.....	22 (Sean Doolittle, 2014)
Season, Rookie.....	26 (Andrew Bailey, 2009)
Consecutive Saves.....	44 (Grant Balfour, May 5, 2012-July 22, 2013)

### Lowest Earned Run Average

Career.....	1.97 (Rube Waddell, 1902-07)
Season.....	1.30 (Jack Coombs, 1910)
Season, Rookie.....	1.39 (Harry Kruise, 1909)

### Most Games

Career.....	525 (Dennis Eckersley, 1987-95)
Season.....	84 (Billy Koch, 2002)
Season, Rookie.....	71 (Ryan Cook, 2012) 71 (Aaron Small, 1997)

### Most Games Started

Career.....	459 (Eddie Plank, 1901-14)
Season.....	46 (Rube Waddell, 1904)
Season, Rookie.....	36 (Scott Perry, 1918)

### Most Complete Games

Career.....	362 (Eddie Plank, 1901-14)
Season.....	39 (Rube Waddell, 1904)
Season, Rookie.....	31 (Elmer Myers, 1916)
Consecutive (since 1908).....	22 (Rick Langford, May 23-September 12, 1980)
Consecutive Won (since 1908).....	11 (Bobby Shantz, April 30-June 19, 1952)



## Most Shutouts

Career.....	59 (Eddie Plank, 1901-14)
Season.....	13 (Jack Coombs, 1910)
Season, Rookie.....	7 (Harry Krause, 1909)
Consecutive (since 1908).....	4 (Jack Coombs, Sept. 9-21, 1910)
Consecutive Scoreless Innings.....	53.0 (Jack Coombs, Sept. 5-25, 1910)

## Most Innings Pitched

Career.....	3860.2 (Eddie Plank, 1901-14)
Season.....	383 (Rube Waddell, 1904)
Season, Rookie.....	332.1 (Scott Perry, 1918)
Game.....	24 (Jack Coombs at Boston, September 1, 1906)

## Hits

Career, Most.....	3438 (Eddie Plank, 1901-14)
Season, Most.....	360 (Jack Coombs, 1911)
Season, Rookie.....	295 (Scott Perry, 1918)
Game, Most.....	26 (Hod Lisenbee at Chicago, Sept. 11, 1936)
Game, Most, Extra Innings.....	29 (Eddie Rommel at Cleveland, July 10, 1932)
Game, Fewest.....	0 (15 times, 13 complete)

## Most Runs

Career.....	1374 (Eddie Plank, 1901-14)
Season.....	169 (Elmer Myers, 1916)
Season, Rookie.....	169 (Elmer Myers, 1916)
Game (since 1902).....	20 (Tom Sheehan at Washington, Sept. 29, 1915; 2nd Game)

## Most Earned Runs

Career.....	1025 (Eddie Plank, 1901-14)
Season.....	146 (George Earnshaw, 1930)
Season, Rookie.....	130 (Buck Ross, 1936)
Game.....	15 (Win Noyes vs. Bos., Sept. 15, 1919)

## Most Walks

Career.....	913 (Eddie Plank, 1901-14)
Season.....	168 (Elmer Myers, 1916)
Season, Rookie.....	168 (Elmer Myers, 1916)
Game.....	16 (Bruno Haas vs. New York, June 23, 1915)

## Most Strikeouts

Career.....	1985 (Eddie Plank, 1901-14)
Season.....	349 (Rube Waddell, 1904)
Season, Rookie.....	182 (Elmer Myers, 1916)
Game, Nine Innings.....	16 (Jose Rijo at Seattle, April 19, 1986)
Game, Extra Innings.....	18 (Jack Coombs at Chicago, August 4, 1910; 16 inn.) 18 (Jack Coombs at Boston, September 1, 1906; 24 inn.)
Inning.....	4 (Ryan Dull, April 17, 2018 vs. Chicago-AL; 8th inn.) 4 (Ryan Cook, April 27, 2012 at Baltimore; 8th inn.) 4 (Erik Hiljus, June 30, 2001 at Texas; 7th inn.) 4 (Blake Stein, July 27, 1998 at Tampa Bay; 4th inn.)

## Most Home Runs

Career.....	261 (Jim Hunter, 1965-74)
Season.....	40 (Orlando Peña, 1964)
Season, Rookie.....	28 (Jharel Cotton, 2017)
Game.....	6 (George Caster vs. Boston, September 24, 1940)

## Most Hit Batters

Career.....	185 (Eddie Plank, 1901-14)
Season.....	32 (Chick Fraser, 1901)
Season, Rookie.....	25 (Chief Bender, 1903)
Game (since 1908).....	4 (Byron Houck vs. Boston, Oct. 4, 1912)

## Most Wild Pitches

Career.....	87 (John Odom, 1964-75)
Season.....	22 (Mike Moore, 1992)
Season, Rookie.....	16 (Stu Flythe, 1936)
Game (since 1908).....	4 (Stan Bahnsen vs. Cal., July 5, 1975) 4 (George Turbeville at Chicago, June 7, 1937) 4 (Al Kellogg at Cleveland, Sept. 29, 1908, G#2)

# OAKLAND ATHLETICS RECORDS

## TEAM GENERAL

### Most Games Won

Season.....	104 (1988)
Home.....	57 (2003)
Road.....	55 (1971)
Consecutive.....	20 (August 13 to September 4, 2002)
Consecutive, Home.....	20 (August 25, 2001 to April 3, 2002)
Consecutive, Road.....	12 (August 24 to September 12, 2012) 12 (July 31 to August 15, 1971)
vs. One Team.....	17 (Seattle, 2006)
by Shutout.....	23 (1972)
by One Run.....	33 (2004)
in Extra Innings.....	14 (1988)
Month.....	24 (August, 2002)
Homestand.....	11 (June 1-13, 2004)
Roadtrip.....	11 (May 29-June 11, 1972)

### Most Games Lost

Season.....	108 (1979)
Home.....	50 (1979)
Road.....	58 (1979)
Consecutive.....	14 (July 29-August 12, 1977)
Consecutive, Home.....	12 (July 29-August 21, 1977)
Consecutive, Road.....	15 (May 24-June 23, 1986)
vs. One Team.....	14 (Seattle, 2009) 14 (Minnesota, 1973)
by Shutout.....	19 (1978)
Fewest lost by shutout.....	3 (2001, 2004)
by One Run.....	35 (2015)
in Extra Innings.....	14 (1976)
Month.....	24 (June, 1979)
Homestand.....	10 (July 26-August 7, 1977)
Roadtrip.....	11 (July 15-29, 1993) 11 (June 12-25, 1978)

### Most Games

Season.....	163 (1968)
Shutout.....	31 (1972)
One Run.....	59 (1976)
Extra Innings.....	22 (1969 and 1976)
Month.....	33 (August, 1968)

## Oakland Athletics Records, continued

### Highest Winning Percentage

Season	.642 (1988)
Home	.704 (2003)
Road	.688 (1971)
Shutout Games	.800 (1989, 20-5)
One-Run Games	.696 (2002, 32-14)
Extra Inning Games	.889 (1975, 8-1)
Month	.857 (August, 2002; 24-4) .857 (April, 1981; 18-3)
Homestand (min. 6 games)	1.000 (August 23-29, 2004; 7-0) 1.000 (Sept. 3-10, 2001; 7-0) 1.000 (September 10-16, 1992; 7-0) 1.000 (seven times, last: July 3-8, 2014; 6-0)
Roadtrip (min. 6 games)	1.000 (August 19-28, 2002; 10-0) 1.000 (April 9-16, 1981; 8-0) 1.000 (April 5-11, 2013; 6-0)

### Lowest Winning Percentage

Season	.333 (1979)
Home	.383 (1979)
Road	.284 (1979)
Shutout Games	.100 (1997, 1-9)
One-Run Games	.352 (2015, 19-35)
Extra Inning Games	.231 (2009, 3-10)
Month	.172 (June, 1979; 5-24)
Homestand (min. 6 games)	.100 (July 6-15, 1979; 1-9)
Roadtrip (min. 6 games)	.000 (11 times. Most losses: 0-9, September 22-October 1, 1995)

### Most Players Used

Season	.54 (2007, 2017)
Pitchers, Season	.34 (2018)
Game, Nine Innings	.24 (vs. Seattle, Sept. 1, 2018)
	.24 (vs. Minnesota, Sept. 28, 1972)
Game, Extra Innings	.30 (vs. Chicago, Sept. 19, 1972; 15 inn.)
Pitchers, Game	.9 (vs. Seattle, Sept. 1, 2018; 9 inn.) .9 (at New York-AL, Sept. 22, 2012; 14 inn.) .9 (at Boston, June 4, 2011; 14 inn.) .9 (vs. Seattle, Sept. 20, 1997; 15 inn.)

### Fewest Players Used

Season	.33 (1979)
Pitchers, Season	.11 (1974)

### Length of Game

Most Innings	.21 (at Washington, June 4, 1971)
Longest Time, Nine Innings	4:31 (at New York-AL, August 25, 2011)
Longest Time, Extra Innings	6:32 (vs. Los Angeles-AL April 29, 2013; 19 inn.)
Shortest Game	1:35 (vs. Kansas City, Sept. 28, 1971)

### Left On Base

Season, Most	1274 (2004)
Season, Fewest	1030 (1979)
Nine Inning Game, Most	.17 (at Chicago, Sept. 18, 1982)
Extra Inning Game, Most	.21 (at Texas, July 1, 1979; 15 inn.)
Extra Inning Game, Fewest	.1 (at Minnesota, April 29, 2000, 10 inn.) 1 (vs. Chicago-AL, June 24, 1990, 10 inn.)

### Scoring Margin

Victory	.21 (vs. Texas, September 30, 2000; 23-2)
Shutout Victory	.16 (at Kansas City, June 1, 2018) .16 (at Toronto, July 25, 2012) .16 (vs. San Francisco, June 26, 2005)
Defeat	.16 (six times. Last: at Baltimore, August 16, 2015; 2-18)
Shutout Defeat	.16 (at Kansas City, June 25, 1984)
Largest Deficit Overcome to Win	.10 (vs. Minnesota, July 20, 2009)
Largest Lead Surrendered to Lose	.8 (at Texas, May 5, 2000)

### Errors

Season, Most	190 (1977)
Season, Fewest	.84 (2006)
Game, Most	.7 (vs. Cleveland, June 7, 1987) .7 (at Chicago, September 20, 1977) .7 (vs. Kansas City, July 24, 1976)
Consecutive Games, No Errors	.15 (June 25-July 9, 2016)

### Double Plays Turned

Most, Season	195 (1996)
Game	.6 (at Chicago, May 17, 1995) .6 (at Kansas City, September 13, 1970)

## TEAM BATTING

### Batting Average

Highest	.270 (2000, 2004)
Lowest	.236 (1982)

### Slugging Percentage

Highest	.458 (2000)
Lowest	.343 (1968)

### On-Base Percentage

Highest	.360 (2000)
Lowest	.302 (1979)

### Most At Bats

Season	5728 (2004)
Game	.76 (at Washington, June 4, 1971; 21 innings)
Game, Nine Innings	.51 (at Boston, June 14, 1969)

### Most Runs

Season	947 (2000)
Game	.23 (vs. Texas, September 30, 2000)
Game, both clubs	.16 (at Texas, May 5, 2000; 16-17)
Game, loss	.33 (at Texas, May 5, 2000; 16-17)
Inning	.13 (vs. California, July 5, 1996; 1st)
Consecutive innings, no runs	.31.0 (May 5-10, 1978)
Two consecutive games	.34 (June 18-19, 2000) .34 (June 14-15, 1969)
Three consecutive games	.44 (June 17-19, 2000)
Consecutive games, one or more runs	.104 (June 18, 2001 to April 10, 2002)

### Most Hits

Season	1545 (2004)
Game, Nine Innings	.25 (at Boston, June 14, 1969)
Game, Extra Innings	.29 (at Texas, July 1, 1979; 15 inn.)
Inning	.10 (at Baltimore, Sept. 12, 2018, 3rd inn.) .10 (at Minnesota, September 11, 2013; 4th inn.) .10 (at Kansas City, May 3, 2000; 7th inn.)

## Most Singles

Season	1061 (1983)
Game	.25 (at Texas, July 1, 1979; 15 inn.)

## Most Doubles

Season	336 (2004)
Game	.8 (seven times, last: vs. Houston, Aug. 18, 2018)

## Most Triples

Season	46 (2015)
Game	.4 (at Texas, July 26, 2018)

## Most Home Runs

Season	243 (1996)
Season, Home	129 (2017)
Season, Road	136 (2018)
Season, Grand Slam	.14 (2000)
Season, Inside The Park	.2 (1968, 1970, 1979, 1986, 2000)
Season, vs. one team	.33 (Texas, 2003)
Season, Back-To-Back	.13 (2000)
Players with 30 or more home runs	3 (1996, 1999, 2001)
Players with 20 or more home runs	5 (1996, 1999, 2000, 2004, 2017, 2018)
Players with 10 or more home runs	9 (2000, 2017)
Month	.55 (June, 1996 and August, 1999)
Game	.8 (at California, June 27, 1996)
Game, Grand Slam	.2 (at Toronto, August 24, 2003)
Inning	.4 (vs. Chicago, April 27, 2002 3rd inning: Hatteberg, Long, Pena, Menechino) .4 (vs. Tampa Bay, August 1, 1999) 4th inning: Tejada, Chavez, Giambi, Jaha) .4 (vs. Boston, August 21, 1997) 3rd inning: Giambi, Young, McDonald, Canseco)
Consecutive	3 (eight times, last: vs. Texas, April 15, 2006 (Chavez, Thomas, Bradley))
Consecutive games with a home run	.23 (July 2-27, 1996)
Two consecutive games	.12 (June 25-27, 1996)
Three consecutive games	.15 (June 25-28, 1996)
Four consecutive games	.18 (June 25-29, 1996)

## Most Total Bases

Season	2546 (1996)
Game	.44 (at California, June 27, 1996)
Inning	.21 (at Kansas City, May 3, 2000; 7th inn.)

## Most Extra Base Hits

Season	569 (2018)
Game	.11 (at Minnesota, September 11, 2013) .11 (at Arizona, June 17, 2008) .11 (at Chicago, April 26, 2001) .11 (at California, June 27, 1996)
Inning	.5 (five times, last: at Texas, July 23, 2018; 7th)

## Most Runs Batted In

Season	908 (2000)
Game	.23 (vs. Texas, September 30, 2000)

## Most Walks

Season	770 (1999)
Game	.15 (at Baltimore, September 19, 2000)

## Most Strikeouts

Season	1491 (2017)
Game, Nine Innings	.19 (at Cleveland, May 30, 2017) .19 (at Seattle, June 24, 1997)
Game, Extra Innings	.21 (vs. Tampa Bay, July 30, 2012)

## Most Hit By Pitch

Season	88 (2001)
Game	.5 (at Los Angeles-AL, Aug. 12, 2018) .5 (at Anaheim, June 7, 2001)

## Most Sacrifice Hits

Season	108 (1978)
Game	.4 (nine times, last: vs. Cleveland, June 22, 1985)

## Most Sacrifice Flies

Season	.77 (1984)
Game	.3 (33 times, last: vs. Seattle, September 27, 2017)

## Most Grounded Into Double Plays

Season	170 (2006)
Game	.5 (10 times, last: vs. San Diego, July 3, 2018)

## Most Stolen Bases

Season	341 (1976)
Season, vs. one team	.57 (Minnesota, 1976)
Game	.12 (at Minnesota, August 1, 1976)
Game, Steals of Home	.2 (vs. Kansas City, May 28, 1980) .2 (vs. Detroit, May 3, 1980)
Inning	.5 (at Boston, July 17, 1983)

## TEAM PINCH HITTING

Highest Average, Season	.345 (1997)
At Bats, Season	.213 (1969)
Hits, Season	.57 (1997)
Home Runs, Season	.8 (1970)
Runs Batted In, Season	.31 (1997)
Pinch Hitters Used, Game	.10 (vs. Chicago, Sept. 19, 1972; 15 inn.)
Pinch Hitters Used, Game, Nine innings	.6 (nine times, last: Sept. 12, 2018 at Baltimore)

## TEAM PITCHING

### Earned Run Average

Lowest	.258 (1972)
Highest	5.48 (1997)

### Complete Games

Most	.94 (1980)
Fewest	.1 (2012, 2017)
Consecutive	.9 (August 9-17, 1980)

### Shutouts

Most	.23 (1972)
Fewest	.1 (1997)
Consecutive	.3 (August 28-31, 1996) .3 (August 14-16, 1983) .3 (July 31-August 2, 1972) .3 (June 11-13, 1968)
Consecutive Shutout Innings	.37 (August 13-17, 1983)

### Saves

Most	.64 (1988 and 1990)
Fewest	.13 (1980)

### Innings Pitched

Most	1489.1 (1988)
Fewest	1429.1 (1979)

## Oakland Athletics Records, continued

### Hits

Most, Season	1734 (1997)
Most, Game	26 (at Baltimore, August 16, 2015)
Most, Inning	10 (at Baltimore, August 16, 2015; 5th inn.) 10 (at New York, July 18, 1993; 7th inn.)
Fewest, Season	1170 (1972)

### Runs Allowed

Most, Season	946 (1997)
Most, Game	22 (at New York-AL, August 25, 2011)
Most, Inning	12 (vs. Texas, July 3, 1983; 15th inn.)
Fewest, Season	457 (1972)

### Earned Runs Allowed

Most	880 (1997)
Fewest	406 (1972)

### Walks

Most, Season	680 (1993)
Most, Season, Intentional	78 (1968)
Most, Game	14 (vs. Detroit, August 27, 1993)
Most, Game, Intentional	4 (11 times, last: vs. New York (AL), June 13, 2013)
Fewest, Season	406 (2014)
Fewest, Season, Intentional	17 (2017)

### Strikeouts

Most, Season	1244 (2014)
Most, Nine Inning Game	18 (at Seattle, April 19, 1986)
Most, Extra Inning Game	26 (vs. Cal., July 9, 1971; 20 inn.)
Fewest, Season	695 (1984)

### Doubles

Most, Season	346 (1997)
Most, Game	11 (vs. Cleveland, July 1, 2018)

### Triples

Most, Season	48 (1983)
Most, Game	4 (at Toronto, September 11, 1983)

### Home Runs

Most, Season	210 (2017)
Most, Game	7 (at Seattle, April 11, 1985)
Most, Inning	4 (at Seattle, September 21, 1996) 4 (at Minnesota, May 16, 1983)
Most Grand Slams, Season	8 (1993 and 1999)
Fewest, Season	90 (1974)
Fewest Grand Slams, Season	0 (1974 and 2003)
Consecutive Innings, No HR	136.2 (June 19-July 4, 1974)

### Hit Batters

Most, Season	68 (2004)
Most, Game	4 (vs. Texas, April 20, 2003)
Fewest, Season	19 (1972)

### Wild Pitches

Most, Season	86 (2018)
Most, Game	4 (four times, last: vs. Anaheim, Sept. 24, 1998)
Fewest, Season	28 (1974)

### Balks

Most, Season	76 (1988)
Most, Game	5 (at Seattle, April 13, 1988)
Fewest, Season	1 (1974, 2000, 2013, 2014)

## INDIVIDUAL BATTING

### Highest Batting Average

Career	.300 (Jason Giambi, 1995-2001, 09)
Season, Left Hander	.342 (Jason Giambi, 2001)
Season, Right Hander	.336 (Carney Lansford, 1989)
Season, Switch Hitter	.294 (Billy Burns, 2015)
Season, Pinch Hitter	.636 (Mike Macfarlane, 1998)
Season, Designated Hitter	.328 (Erubiel Durazo, 2004)
Season, Rookie	.307 (Mitchell Page, 1977)

### Highest Slugging Percentage

Career	.551 (Mark McGwire, 1986-97)
Season, Right Hander	.730 (Mark McGwire, 1996)
Season, Left Hander	.660 (Jason Giambi, 2001)
Season, Switch Hitter	.493 (Nick Swisher, 2006)
Season, Rookie	.618 (Mark McGwire, 1987)

### Highest On-Base Percentage

Career	.409 (Rickey Henderson, 1979-84, 89-95, 98)
Season, Left Hander	.477 (Jason Giambi, 2001)
Season, Right Hander	.467 (Mark McGwire, 1996)
Season, Switch Hitter	.381 (Nick Swisher, 2007)
Season, Rookie	.405 (Mitchell Page, 1977)

### Most Games Played

Career	1704 (Rickey Henderson, 1979-84, 89-95, 98)
Season	162 (11 times, last: <b>Matt Olson</b> , 2018)
Season, Rookie	160 (Phil Garner, 1975)
Consecutive	.594 (Miguel Tejada, June 2, 2000 to Sept. 28, 2003)

### Most At Bats

Career	6140 (Rickey Henderson, 1979-84, 89-95, 98)
Season	662 (Miguel Tejada, 2002)
Season, Rookie	600 (Jose Canseco, 1986)
Game	9 (11 times, last: Jed Lowrie vs. Los Angeles-AL, April 29, 2013)

### Most Runs

Career	1270 (Rickey Henderson, 1979-84, 89-95, 98)
Season	123 (Reggie Jackson, 1969)
Season, Rookie	104 (Terrence Long, 2000)
Game	5 (Luis Polonia at Kansas City, September 9, 1988) 5 (Mark McGwire at Cleveland, June 27, 1987) 5 (Mike Edwards vs. Texas, September 8, 1978)

### Most Hits

Career	1768 (Rickey Henderson, 1979-84, 89-95, 98)
Season, Right Hander	204 (Miguel Tejada, 2002)
Season, Left Hander	190 (Mark Kotsay, 2004)
Season, Switch Hitter	175 (Jed Lowrie, 2013)
Season, Pinch Hitter	13 (Dave Magadan, 1997) 13 (Tommy Davis, 1971) 13 (Bob Johnson, 1969)
Season, Rookie	168 (Terrence Long, 2000) 168 (Ben Grieve, 1998)
Game	5 (31 times. Last: Josh Donaldson at Chicago-AL, September 9, 2014)
Consecutive	8 (Josh Reddick, May 7-8, 2016) 8 (Dave Magadan, August 26-30, 1997) 8 (Brent Gates, May 23-24, 1994)
Hitting Streak	25 (Jason Giambi, May 12-June 23, 1997)
Consecutive Games Reaching Base	62 (Mark McGwire, Sept. 16, 1995-June 18, 1996)
Consecutive At Bats, No Hits	40 (Jose Canseco, August 8-23, 1986)

## Multiple Hit Games

Career	..... 474 (Rickey Henderson, 1979-84, 89-95, 98)
Season	..... 57 (Mark Kotsay, 2004) 57 (Miguel Tejada, 2002)
Season, Rookie	..... 49 (Terrence Long, 2000) 49 (Brent Gates, 1993)
Season, Five-Hit Games	..... 2 (Adam Kennedy, 2009) 2 (Sal Bando, 1969)
Season, Four-Hit Games	..... 5 (Carney Lansford, 1988) 5 (Claudell Washington, 1975)
Season, Three-Hit Games	..... 19 (Mark Kotsay, 2004) 19 (Jason Giambi, 1999) 19 (Carney Lansford, 1989)

## Most Singles

Career	..... 1271 (Rickey Henderson, 1979-84, 89-95, 98)
Season	..... 153 (Carney Lansford, 1989)
Season, Rookie	..... 121 (Billy Burns, 2015)
Game	..... 5 (Stan Javier vs. Cleveland, July 18, 1988) 5 (Sal Bando at Washington, September 30, 1969)

## Most Doubles

Career	..... 289 (Rickey Henderson, 1979-84, 89-95, 98)
Season	..... 49 (Jed Lowrie, 2017)
Season, Rookie	..... 41 (Ben Grieve, 1998)
Game	..... 3 (30 times. Last: <b>Matt Chapman vs. Seattle, Aug. 13, 2018</b> )

## Most Triples

Career	..... 41 (Rickey Henderson, 1979-84, 89-95, 98)
Season	..... 12 (Phil Garner, 1976)
Season, Rookie	..... 10 (Luis Polonia, 1987)
Game	..... 2 (11 times. Last: <b>Matt Chapman at Texas, July 26, 2018</b> )

## Most Home Runs

Career	..... 363 (Mark McGwire, 1986-97)
Career, Pinch Hit	..... 5 (Mark McGwire, 1986-97) 5 (Terry Steinbach, 1986-96) 5 (Mike Aldrete, 1993-95) 5 (Jeff Burroughs, 1982-84)
Career, Designated Hitter	..... 98 (Dave Kingman, 1984-86)
Career, Grand Slams	..... 9 (Mark McGwire, 1986-97)
Career, Inside The Park	..... 4 (Reggie Jackson, 1968-75, 87)
Career, Leadoff	..... 43 (Rickey Henderson, 1979-84, 89-95, 98)
Season, Right Hander	..... 52 (Mark McGwire, 1996)
Season, Left Hander	..... 47 (Reggie Jackson, 1969)
Season, Switch Hitter	..... 35 (Nick Swisher, 2006)
Season, Pinch Hitter	..... 4 (Jeff Burroughs, 1982)

Season, Designated Hitter	..... 46 (Chris Davis, 2018)
Season, Grand Slams	..... 4 (Jason Giambi, 2000)
Season, Inside The Park	..... 2 (Reggie Jackson, 1968)
Season, Leadoff	..... 7 (Rickey Henderson, 1993)
Season, Rookie	..... 49 (Mark McGwire, 1987)
Season, Home	..... 27 (Jason Giambi, 2001)
Season, Road	..... 28 (Mark McGwire, 1987 and 1996) 28 (Jose Canseco, 1991)
Month	..... 15 (Mark McGwire, May, 1987)
Game	..... 3 (16 times, last: <b>Chris Davis vs. Texas, May 17, 2016</b> )
Game, Both Sides of Plate	..... eight times, last: Coco Crisp (at New York-AL, August 24, 2011)
Two Consecutive Games	..... 5 (Josh Reddick, Aug. 9-10, 2013) 5 (Mark McGwire, June 27-28, 1987) 5 (Mark McGwire, June 10-11, 1995)
Inning	..... 2 (Mark McGwire, September 22, 1996; 5th inn.)
Consecutive Games With Home Run	..... 6 (Frank Thomas, Sept. 5-11, 2006)
Consecutive At Bats With Home Run	..... 4 (Mike Epstein vs. Washington, June 15-16, 1971)
Home Run, First Major League At Bat	..... twice: (Terry Steinbach, September 12, 1986 at Cleveland) (Joe Keough, August 7, 1968 at New York, G#2)
Consecutive At Bats, No Home Runs	..... 837 (Walt Weiss, April 26, 1990-October 4, 1992)

## Most RBI

Career	..... 941 (Mark McGwire, 1986-97)
Season, Left Hander	..... 137 (Jason Giambi, 2000)
Season, Right Hander	..... 131 (Miguel Tejada, 2002)
Season, Switch Hitter	..... 101 (Ruben Sierra, 1993)
Season, Pinch Hitter	..... 12 (Tommy Davis, 1971) 12 (Jeff Burroughs, 1982)
Season, Designated Hitter	..... 118 (Chris Davis, 2018)
Season, Rookie	..... 118 (Mark McGwire, 1987)
Game	..... 10 (Reggie Jackson at Boston, June 14, 1969)
Inning	..... 6 (Matt Stairs vs. California, July 5, 1996; 1st inn.)
Consecutive Games With RBI	..... 10 (Rick Monday, April 20-30, 1969)

## Most Total Bases

Career	..... 2640 (Rickey Henderson, 1979-84, 89-95, 98)
Season	..... 347 (Jose Canseco, 1988)
Season, Rookie	..... 344 (Mark McGwire, 1987)
Game	..... 14 (Harold Baines vs. Baltimore, May 7, 1991)

## OAKLAND A'S FIVE-HIT GAMES

Bert Campaneris at Washington, August 9, 1968  
Reggie Jackson at Boston, June 14, 1969  
Sal Bando at Seattle, July 17, 1969  
Tito Francona at Chicago, September 12, 1969  
Sal Bando at Seattle, September 30, 1969  
Joe Rudi vs. Minnesota, September 22, 1970  
Dave Duncan vs. Boston, July 12, 1972  
Claudell Washington at Detroit, August 30, 1974  
Bert Campaneris at Boston, August 22, 1976  
Jim Essian at Texas, July 1, 1979  
Tony Phillips at Baltimore, May 16, 1986  
Stan Javier vs. Cleveland, July 18, 1988  
Luis Polonia at Kansas City, September 9, 1988  
Dave Henderson at California, April 16, 1991  
Rickey Henderson vs. Texas, September 29, 1991  
Carney Lansford at California, September 8, 1992

Geronimo Berroa at Minnesota, April 10, 1994  
Jason Giambi at Seattle, July 2, 1996  
Dave Magadan vs. New York (AL), August 27, 1997  
Ben Grieve at Cleveland, April 29, 1998  
Mike Stanley at Toronto, September 4, 2000  
Miguel Tejada vs. Texas, June 19, 2003  
Eric Byrnes at San Francisco, June 29, 2003  
Mark Kotsay vs. Seattle, April 30, 2005  
Eric Chavez at Atlanta, June 12, 2005  
Adam Kennedy at Boston, July 28, 2009  
Mark Ellis at Baltimore, August 10, 2009  
Adam Kennedy vs. Chicago (AL), August 15, 2009  
Ryan Sweeney vs. Cleveland, May 5, 2011  
Hideki Matsui at New York (AL), July 24, 2011  
Josh Donaldson at Chicago (AL), September 9, 2014

## Oakland Athletics Records, continued

### Most Extra Base Hits

Career.....	563 (Mark McGwire, 1986-97)
Season.....	.87 (Jason Giambi, 2001)
Season, Rookie.....	.81 (Mark McGwire, 1987)
Game.....	4 (six times. Last: Ryon Healy vs. Washington, June 3, 2017)

### Most Walks

Career.....	1227 (Rickey Henderson, 1979-84, 89-95, 98)
Career, Intentional.....	.84 (Reggie Jackson, 1968-75, 87)
Season.....	137 (Jason Giambi, 2000)
Season, Rookie.....	.86 (Wayne Gross, 1977)
Season, Intentional.....	.24 (Jason Giambi, 2001)
Game.....	5 (four times, last: Mark McGwire vs. Kansas City, April 26, 1997)
Consecutive.....	7 (Jose Canseco, August 4-5, 1992)

### Most Strikeouts

Career.....	1180 (Reggie Jackson, 1968-75, 87)
Season.....	197 (Jack Cust, 2008)
Season, Rookie.....	.175 (Jose Canseco, 1986)
Game.....	5 (seven times, last: <b>Dustin Fowler at Houston, July 9, 2018</b> )
Two Consecutive Games.....	8 (Seth Smith, May 1-3, 2013) 8 (Jose Canseco, July 14-16, 1997) 8 (Rick Monday, April 28-29, 1970)

### Most Hit By Pitch

Career.....	.59 (Sal Bando, 1968-76)
Season.....	20 (Jason Kendall, 2005) 20 (Don Baylor, 1976)
Season, Rookie.....	.15 (Olmedo Saenz, 1999)
Game.....	2 (36 times, last: <b>Stephen Piscotty at Texas, April 24, 2018</b> )

### Most Sacrifice Hits

Career.....	101 (Bert Campaneris, 1968-76)
Season.....	.22 (Dwayne Murphy, 1980)
Season, Rookie.....	.21 (Phil Garner, 1975)
Game.....	2 (64 times, last: Sonny Gray at Atlanta, August 16, 2014)

### Most Sacrifice Flies

Career.....	59 (Mark McGwire, 1986-97)
Season.....	.14 (Dave Kingman, 1984)
Season, Rookie.....	.09 (Jose Canseco, 1986)
Game.....	2 (27 times, last: Stephen Vogt at Tampa Bay, May 24, 2015)

### Most Grounded Into Double Plays

Career.....	137 (Terry Steinbach, 1986-96)
Season.....	.32 (Ben Grieve, 2000)
Season, Rookie.....	.20 (Bobby Crosby, 2004)
Game.....	2 (201 times, last: <b>Matt Chapman vs. Minnesota, Sept. 23, 2018</b> )

### Most Stolen Bases

Career.....	.867 (Rickey Henderson, 1979-84, 89-95, 98)
Season.....	130 (Rickey Henderson, 1982)
Season, Rookie.....	.42 (Mitchell Page, 1977)
Game.....	5 (Rickey Henderson vs. Seattle, July 29, 1989) 5 (Bert Campaneris vs. Minnesota, May 24, 1976)
Consecutive.....	.36 (Coco Crisp, July 16, 2011-June 19, 2012)

### Most Caught Stealing

Career.....	.219 (Rickey Henderson, 1979-84, 89-95, 98)
Season.....	.42 (Rickey Henderson, 1982)
Season, Rookie.....	.21 (Mike Edwards, 1978)
Game.....	3 (Rickey Henderson at California, July 27, 1982)

## INDIVIDUAL PITCHING

### Most Games Won

Career.....	131 (Jim Hunter, 1968-74)
Season, Right Hander.....	27 (Bob Welch, 1990)
Season, Left Hander.....	24 (Vida Blue, 1971)
Season, Rookie.....	13 (Tommy Milone, 2012) 13 (Jarrod Parker, 2012)
Consecutive.....	13 (Jim Hunter, 1973)

### Most Games Lost

Career.....	105 (Rick Langford, 1977-86)
Season, Right Hander.....	20 (Brian Kingman, 1980)
Season, Left Hander.....	19 (Vida Blue, 1977)
Season, Rookie.....	.19 (Rick Langford, 1977)
Consecutive.....	14 (Matt Keough, 1979)
Consecutive over two seasons.....	18 (Matt Keough, Sept. 11, 1978-Aug. 8, 1979)

### Most Saves

Career.....	320 (Dennis Eckersley, 1987-95)
Season, Right Hander.....	51 (Dennis Eckersley, 1992)
Season, Left Hander.....	22 (Sean Doolittle, 2014)
Season, Rookie.....	.26 (Andrew Bailey, 2009)
Consecutive Saves.....	44 (Grant Balfour, May 5, 2012-July 22, 2013)

### Lowest Earned Run Average

Career.....	2.74 (Dennis Eckersley, 1987-95)
Season, Starter.....	1.82 (Vida Blue, 1971)
Season, Reliever (min. 50 ip).....	0.61 (Dennis Eckersley, 1990)
Season, Rookie (min. 100 ip).....	2.93 (Dave Hamilton, 1972)

### Most Games

Career.....	525 (Dennis Eckersley, 1987-95)
Season.....	.84 (Billy Koch, 2002)
Season, Rookie.....	.71 (Ryan Cook, 2012) 71 (Aaron Small, 1997)
Consecutive.....	6 (Buddy Groom, July 11-19, 1999) 6 (Darold Knowles, August 7-12, 1972) 6 (Paul Lindblad, August 21-27, 1970) 6 (Bob Locker, August 21-27, 1970)

### Most Games Started

Career.....	262 (Vida Blue, 1969-77)
Season.....	41 (Jim Hunter, 1974)
Season, Rookie.....	.33 (Joe Blanton, 2005)

### Most Complete Games

Career.....	105 (Vida Blue, 1969-77)
Season.....	.28 (Rick Langford, 1980)
Season, Rookie.....	.08 (Steve McCatty, 1979)
Consecutive.....	.22 (Rick Langford, May 23-Sept. 12, 1980)
Consecutive Won.....	.09 (Rick Langford, July 15-Aug. 15, 1980)

### Most Shutouts

Career.....	28	(Vida Blue, 1969-77)
Season.....	8	(Vida Blue, 1971)
Season, Rookie.....	2	(Chris Codiroli, 1983)
	2	(John Johnson, 1978)
	2	(Vida Blue, 1970)
Consecutive.....	3	(Bobby Witt, June 23, 28, July 3, 1994)
	3	(Mike Torrez, September 3, 7, 11, 1976)
Consecutive Scoreless IP, Reliever.....	39.0	(Brad Ziegler, 2008)
Consecutive Scoreless IP, Starter.....	37.0	(Mike Torrez, 1976)

### Most Innings Pitched

Career.....	1946.0	(Vida Blue, 1969-77)
Season.....	318	(Jim Hunter, 1974)
Season, Rookie.....	208.1	(Rick Langford, 1977)
Game.....	14.0	(four times. Last: Steve McCatty vs. Seattle, August 10, 1980)

### Hits

Career, Most.....	1650	(Vida Blue, 1969-77)
Season, Most.....	284	(Vida Blue, 1977)
Season, Rookie.....	223	(Rick Langford, 1977)
Season, Low-Hit Games (0,1,2).....	3	(Ron Darling, 1992)
	3	(Mike Torrez, 1976)
	3	(Jim Hunter, 1972)
Game, Most.....	17	(Mike Norris vs. Milwaukee, Sept. 26, 1980)
Game, Fewest.....	0	

#### Sean Manaea vs. Boston, April 21, 2018

Dallas Braden vs. Tampa Bay, May 9, 2010 (Perfect game)

Dave Stewart at Toronto, June 29, 1990

Mike Warren vs. Chicago, September 29, 1983

Vida Blue, Glenn Abbott, Paul Lindblad and Rollie

Fingers vs. California, September 28, 1975

Vida Blue vs. Minnesota, September 21, 1970

Jim Hunter vs. Minnesota, May 8, 1968 (Perfect game)

Consecutive Games, Fewest.....	3	(Bobby Witt, June 23-28, 1994)
--------------------------------	---	--------------------------------

### Most Runs

Career.....	784	(Dave Stewart, 1986-92, 95)
Season.....	144	(Matt Keough, 1982)
Season, Rookie.....	115	(Chris Codiroli, 1983)
Game.....	14	(Mike Oquist vs. New York, August 3, 1998)

### Most Earned Runs

Career.....	712	(Dave Stewart, 1986-92, 95)
Season.....	133	(Matt Keough, 1982)
Season, Rookie.....	102	(Chris Codiroli, 1983)
Game.....	14	(Mike Oquist vs. New York, August 3, 1998)

### Most Walks

Career.....	655	(Dave Stewart, 1986-92, 95)
Season.....	112	(John Odum, 1969)
Season, Rookie.....	102	(Eric Plunk, 1986)
Game.....	9	(five times. Last: Kelly Downs vs. Baltimore, August 31, 1992)

### Most Strikeouts

Career.....	1315	(Vida Blue, 1969-77)
Season.....	301	(Vida Blue, 1971)
Season, Rookie.....	150	(Brett Anderson, 2009)
Season, 10 strikeout games.....	11	(Vida Blue, 1971)
Game, nine innings.....	16	(Jose Rijo at Seattle, April 19, 1986)
Game, extra innings.....	17	(Vida Blue vs. Cal., July 9, 1971)
Two Consecutive Games.....	30	(Jose Rijo, April 19-24, 1986)
Three Consecutive Games.....	38	(Jose Rijo, April 19-30, 1986)
Inning.....	4	(Ryan Dull, April 17, 2018 vs. Chicago-AL; 8th inn.)
	4	(Ryan Cook, April 27, 2012 at Baltimore; 8th inn.)
	4	(Erik Hiljus, June 30, 2001 at Texas; 7th inn.)
	4	(Blake Stein, July 27, 1998 at Tampa Bay; 4th inn.)

### Most Home Runs

Career.....	207	(Jim Hunter, 1968-74)
Season.....	39	(Jim Hunter, 1973)
Season, Rookie.....	28	(Jharel Cotton, 2017)
Game.....	5	(Ted Lilly vs. Atlanta, June 11, 2003)
	5	(Dave Telgheder at Seattle, September 21, 1996)
	5	(Curt Young at Detroit, July 7, 1988)
Consecutive IP, No HR, Starter 137.0	(Vida Blue, May 2-August 1, 1976)	
Consecutive IP, No HR, Reliever.....	90.1	(Paul Lindblad, May 31, 1975 to April 13, 1976)
	90.1	(Rollie Fingers, June 8 to October 2, 1976)

### Most Hit Batters

Career.....	65	(Barry Zito, 2000-06)
Season.....	13	(Barry Zito, 2001, 2005 and 2006)
Season, Rookie.....	10	(Steve McCatty, 1979)
Game.....	3	(10 times. Last: Raul Alcantara vs. Los Angeles, September 5, 2016)

### Most Wild Pitches

Career.....	79	(Dave Stewart, 1986-92, 95)
Season.....	22	(Mike Moore, 1992)
Season, Rookie.....	15	(Blake Stein, 1998)
Game.....	4	(Stan Bahnsen vs. California, July 5, 1975)

## ATHLETICS TOP HITTING STREAKS

G	Player	Year	G	Player	Year	G	Player	Year
29	Bill Lamar	1925	22	Tilly Walker	1919	20	Tillie Walker	1921
28	Bing Miller	1929		Al Simmons	1925		Mule Haas	1929
27	Socks Seybold	1901		Jimmie Foxx	1929		Al Simmons	1929
	Al Simmons	1931		Doc Cramer	1932		Doc Cramer	1932-33
26	Bob Johnson	1938		Doc Cramer	1934		Wally Moses	1938
25	Jason Giambi	1997		Hector Lopez	1957		Benny McCoy	1941
24	Ferris Fain	1952		Vic Power	1958		Hank Majeski	1948-49
	Carney Lansford	1984		Eric Byrnes	2003		Dave Philley	1953
	Miguel Tejada	2002	21	Bob Johnson	1935		Hal Smith	1958
23	Jimmy Dykes	1925-26		Ty Cobb	1927		Jerry Lumpe	1962
	Al Simmons	1925						

# FRANCHISE CAREER BATTING LEADERS

## Games

Campaneris .....	1795
Henderson.....	1704
Dykes .....	1702
Bando .....	1468
Johnson, B. ....	1459
Suder .....	1421
Davis, H. ....	1413
Murphy, Da. ....	1412
Miller .....	1361
Valo .....	1361

## Runs

Henderson .....	1270
Johnson, B. ....	997
Campaneris .....	983
Foxx .....	975
Simmons .....	969
Bishop .....	882
Dykes .....	881
Cochrane .....	823
Davis, H. ....	811
McGwire .....	773

## Doubles

Dykes .....	365
Simmons .....	348
Davis, H. ....	319
Johnson, B. ....	307
Miller .....	292
Henderson.....	289
Chavez .....	282
Murphy, Da. ....	279
Moses .....	274
Campaneris .....	270

## Walks

Henderson.....	1227
Bishop .....	1046
Johnson .....	853
McGwire .....	847
Valo .....	820
Bando .....	792
Foxx .....	781
Joost .....	768
Hartsell .....	733
Murphy, Dw. ....	694

## Stolen Bases

Henderson.....	867
Campaneris .....	566
Collins .....	377
North .....	232
Davis, H. ....	223
Hartsell .....	195
Oldring .....	187
Murphy, Da. ....	185
Baker, F. ....	172
Crisp .....	169

## At Bats

Campaneris .....	7180
Henderson.....	6140
Dykes .....	6023
Johnson, B. ....	5428
Davis, H. ....	5367
Bando .....	5145
Murphy, Da. ....	5138
Simmons .....	5130
Suder .....	5085
Chavez .....	4783

## Hits

Campaneris .....	1882
Simmons .....	1827
Henderson.....	1768
Dykes .....	1705
Johnson, B. ....	1617
Davis, H. ....	1500
Foxx .....	1492
Murphy, Da. ....	1489
Miller .....	1483
Lansford.....	1317
Cochrane .....	1317

## Triples

Murphy, Da. ....	102
Simmons .....	98
Baker .....	88
Collins .....	84
Davis, H. ....	82
Foxx .....	79
Oldring .....	75
Hartsel .....	74
Miller .....	74
Dykes .....	73

## Strikeouts

Jackson .....	1226
Canseco .....	1096
McGwire .....	1043
Campaneris .....	933
Chavez .....	922
Henderson.....	915
Murphy, Dw. ....	883
Green .....	785
Dykes .....	706
Bando .....	702

## Batting Average

Simmons .....	.356
Foxx .....	.339
Collins .....	.336
Cochrane .....	.321
Baker .....	.321
McInnis .....	.313
Miller .....	.311
Cramer .....	.308
Moses .....	.307
Hale .....	.305

(Min. 2500 plate appearances)



Bert "Campy" Campaneris

## Home Runs

McGwire .....	363
Foxx .....	302
Jackson .....	269
Canseco .....	254
Johnson, B. ....	252
Chavez .....	230
Simmons .....	209
Giambi .....	198
Bando .....	192
Zernial .....	191

## Total Bases

Simmons .....	2998
Johnson, B. ....	2824
Foxx .....	2813
Henderson.....	2640
Campaneris .....	2502
Dykes .....	2474
McGwire .....	2451
Jackson .....	2323
Chavez .....	2288
Miller .....	2206

## Slugging Percentage

Foxx .....	.640
Simmons .....	.584
McGwire .....	.551
Giambi .....	.531
Johnson, B. ....	.520
Canseco .....	.507
Jackson .....	.496
Cochrane .....	.490
Zernial .....	.489
Chavez .....	.478

(Min. 2500 plate appearances)

## Runs Batted In

Simmons .....	1178
Foxx .....	1075
Johnson, B. ....	1040
McGwire .....	941
Bando .....	796
Canseco .....	793
Chavez .....	787
Jackson .....	776
Dykes .....	764
Miller .....	762
Davis, H. ....	762

## Extra Base Hits

Simmons .....	655
Foxx .....	638
Johnson, B. ....	631
McGwire .....	563
Chavez .....	532
Jackson .....	530
Dykes .....	524
Henderson.....	497
Davis, H. ....	470
Miller .....	460

## On-Base Percentage

Foxx .....	.440
Fain .....	.426
Bishop .....	.423
Collins .....	.422
Cochrane .....	.412
Henderson.....	.409
Giambi .....	.406
Valo .....	.403
Simmons .....	.398
Johnson, B. ....	.395

(Min. 2500 plate appearances)



# OAKLAND CAREER BATTING LEADERS

## Games

Henderson.....	1704
Bando.....	1410
McGwire.....	1329
Chavez.....	1320
Jackson.....	1311
Campaneris.....	1295
Murphy.....	1213
Lansford.....	1203
Steinbach.....	1199
Rudi.....	1088

## Runs

Henderson.....	1270
McGwire.....	773
Jackson.....	743
Chavez.....	730
Bando.....	725
Campaneris.....	722
Canseco.....	662
Giambi.....	640
Lansford.....	617
Murphy.....	614

## Doubles

Henderson.....	289
Chavez.....	282
Giambi.....	241
Jackson.....	230
Rudi.....	214
Bando.....	208
Steinbach.....	205
Ellis.....	204
Lansford.....	201
McGwire.....	195

## Walks

Henderson.....	1227
McGwire.....	847
Bando.....	775
Murphy.....	694
Giambi.....	636
Jackson.....	623
Chavez.....	565
Tenace.....	475
Canseco.....	469
Phillips.....	413

## Stolen Bases

Henderson.....	867
Campaneris.....	398
North.....	232
Crisp.....	169
Lansford.....	146
Jackson.....	144
Davis, R.....	142
Canseco.....	135
Davis, M.....	121
Page.....	104

## At Bats

Henderson.....	6140
Campaneris.....	5159
Bando.....	4991
Chavez.....	4783
Lansford.....	4568
Jackson.....	4568
McGwire.....	4448
Steinbach.....	4162
Murphy.....	4047
Canseco.....	3970

## Hits

Henderson.....	1768
Campaneris.....	1355
Lansford.....	1317
Bando.....	1279
Chavez.....	1276
Jackson.....	1207
McGwire.....	1157
Steinbach.....	1144
Giambi.....	1100
Rudi.....	1079

## Triples

Henderson.....	41
Campaneris.....	39
Rudi.....	32
Phillips.....	29
Crisp.....	26
Lansford.....	23
Jackson.....	23
North.....	23
Bando.....	22
Ellis.....	22

## Strikeouts

Jackson.....	1180
Canseco.....	1096
McGwire.....	1043
Chavez.....	922
Henderson.....	915
Murphy.....	883
Steinbach.....	689
Bando.....	675
Giambi.....	674
Cust.....	673

## Batting Average

Giambi.....	300
Lansford.....	288
Henderson.....	288
Kotsay.....	282
Grieve.....	280
Steinbach.....	275
Rudi.....	273
North.....	271
Lowrie.....	271
Tejada.....	270

(Min. 2000 plate appearances)



Rickey Henderson

## Home Runs

McGwire.....	363
Jackson.....	268
Canseco.....	254
Chavez.....	230
Giambi.....	198
Bando.....	192
Henderson.....	167
Tejada.....	156
Murphy.....	153
Davis, K.....	133

## Total Bases

Henderson.....	2640
McGwire.....	2451
Chavez.....	2288
Jackson.....	2287
Bando.....	2107
Canseco.....	2012
Giambi.....	1949
Lansford.....	1846
Steinbach.....	1773
Campaneris.....	1764

## Slugging Percentage

McGwire.....	.551
Giambi.....	.531
Stairs.....	.509
Canseco.....	.507
Jackson.....	.501
Chavez.....	.478
Grieve.....	.475
Tejada.....	.460
Cust.....	.457
Henderson, D.....	.445

(Min. 2000 plate appearances)

## Runs Batted In

McGwire.....	941
Canseco.....	793
Bando.....	789
Chavez.....	787
Jackson.....	770
Giambi.....	715
Henderson.....	648
Tejada.....	604
Steinbach.....	595
Murphy.....	563

## Extra Base Hits

McGwire.....	563
Chavez.....	532
Jackson.....	521
Henderson.....	497
Canseco.....	448
Giambi.....	446
Bando.....	422
Rudi.....	362
Tejada.....	358
Steinbach.....	351

## On-Base Percentage

Henderson.....	.409
Giambi.....	.406
Cust.....	.381
McGwire.....	.380
Tenace.....	.374
Grieve.....	.370
North.....	.364
Stairs.....	.363
Bando.....	.360
Jackson.....	.357

(Min. 2000 plate appearances)

# FRANCHISE CAREER PITCHING LEADERS

## Games

Eckersley	525
Plank	523
Fingers	502
Rommel	500
Lindblad	479
Walberg	412
Grove	402
Honeycutt	387
Bender	385
Hunter	363

## Complete Games

Plank	362
Bender	230
Grove	179
Waddell	168
Rommel	147
Coombs	135
Walberg	126
Hunter	116
Blue	105
Kellner	95

## Wins

Plank	284
Grove	195
Bender	193
Rommel	171
Hunter	161
Walberg	134
Waddell	131
Blue	124
Stewart	119
Coombs	115

## Innings Pitched

Plank	3860.2
Bender	2602.0
Rommel	2556.1
Hunter	2456.1
Grove	2401.0
Walberg	2186.2
Blue	1945.2
Waddell	1869.1
Kellner	1730.1
Stewart	1717.1

## Games Started

Plank	459
Hunter	340
Bender	288
Grove	267
Walberg	266
Blue	262
Rommel	249
Stewart	245
Kellner	239
Zito	224

## Shutouts

Plank	59
Waddell	37
Bender	37
Hunter	31
Blue	28
Coombs	28
Grove	20
Rommel	18
Dygart	16
Bush	15
Walberg	15

## Losses

Plank	162
Rommel	119
Walberg	114
Hunter	113
Kellner	108
Langford	105
Bender	102
Harriss	93
Blue	86
Naylor	83

## Walks

Plank	913
Walberg	853
Grove	740
Odom	732
Rommel	724
Kellner	717
Hunter	687
Marchildon	682
Stewart	655
Blue	617



Eddie Plank

## Saves

Eckersley	320
Fingers	136
Taylor	100
Street	94
Bailey	75
Isringhausen	75
Balfour	64
Howell	61
Treinen	51
Koch	44
Foulke	44

(Since 1969)

## Strikeouts

Plank	1985
Waddell	1576
Bender	1536
Grove	1523
Hunter	1520
Blue	1315
Stewart	1152
Zito	1098
Walberg	907
Hudson	899

## ERA

Waddell	1.97
Morgan	2.15
Bender	2.32
Plank	2.39
Coombs	2.60
Dygart	2.65
Grove	2.88
Fingers	2.91
Holtzman	2.92
Blue	2.94

(Min. 750 innings pitched)

## Won-Loss Percentage

Grove	195-79	.712
Hudson	92-39	.702
Mulder	81-42	.659
Bender	193-102	.654
Plank	284-162	.637
Coombs	115-67	.632
Earnshaw	98-58	.628
Zito	102-63	.618
Welch	96-60	.615
Waddell	131-82	.615

(Min. 100 decisions)

## DESIGNATED HITTER RULE

A hitter may be designated to bat for the pitcher in any spot in the batting order in any game without affecting the status of the pitcher. The designated hitter must be selected and be included on the lineup cards presented to the umpire-in-chief prior to the game. Failure to do so precludes the use of a designated hitter for that game.

The designated hitter is "locked" into the batting order but may be removed for a pinch-hitter or pinch-runner, who in turn becomes the designated hitter. The designated hitter, while still in the game, may be used defensively but the pitcher then assumes the batting order of the replaced defensive player, thus terminating the designated hitter role. The designated hitter is eligible for all American League batting titles.

# OAKLAND CAREER PITCHING LEADERS

## Games

Eckersley	525
Fingers	502
Lindblad	391
Honeycutt	387
Groom	301
Blevins	281
Nelson	281
Taylor	281
Blue	273
Hunter	266

## Complete Games

Blue	105
Hunter	96
Langford	85
Holtzman	54
Keough	53
Norris	52
Stewart	49
McCatty	45
Dobson	42
Odom	34

## Wins

Hunter	131
Blue	124
Stewart	119
Zito	102
Welch	96
Hudson	92
Mulder	81
Holtzman	77
Langford	73
Odom	71

## Innings Pitched

Blue	1945.2
Hunter	1887.0
Stewart	1717.1
Langford	1468.0
Zito	1437.1
Welch	1271.1
Hudson	1240.2
Odom	1202.2
McCatty	1188.1
Norris	1124.1

## Games Started

Blue	262
Hunter	260
Stewart	245
Zito	224
Welch	195
Langford	195
Hudson	183
Odom	178
McCatty	161
Norris	157

## Shutouts

Blue	28
Hunter	24
Holtzman	13
Odom	11
Dobson	10
Langford	10
Stewart	9
Hudson	8
Mulder	8
four players tied	7

## Losses

Langford	105
Blue	86
Stewart	78
Hunter	77
Keough	75
Zito	63
McCatty	63
Odom	61
Fingers	61
Welch	60

## Walks

Stewart	655
Blue	617
Odom	598
Zito	566
McCatty	520
Norris	499
Hunter	493
Welch	469
Keough	456
Langford	402



Jim "Catfish" Hunter

## Saves

Eckersley	320
Fingers	136
Taylor	100
Street	94
Bailey	75
Isringhausen	75
Balfour	64
Howell	61
Treinen	51
Koch	44
Foulke	44

## Strikeouts

Blue	1315
Stewart	1152
Hunter	1139
Zito	1098
Hudson	899
Fingers	784
Welch	677
Odom	675
Mulder	668
Eckersley	658

## ERA

Eckersley	2.74
Fingers	2.91
Holtzman	2.92
Blue	2.94
Lindblad	2.97
Hunter	3.00
Hudson	3.30
Odom	3.38
Gray	3.42
Moore	3.54
(Min. 500 innings pitched)	

## Won-Loss Percentage

Hudson	.92-39	.702
Mulder	.81-42	.659
Harden	.40-23	.635
Hunter	.131-77	.630
Zito	.102-63	.618
Lindblad	.42-26	.618
Welch	.96-60	.615
Stewart	.119-78	.604
Blue	.124-86	.590
Moore	.66-46	.589
(Min. 60 decisions)		

## LASTS BY A'S PITCHERS

<b>Run:</b>	Daniel Mengden, April 11, 2018 at Los Angeles (NL)
<b>Hit:</b>	Sean Manaea, July 27, 2018 at Colorado
<b>Double:</b>	Joe Kennedy, June 12, 2007 at Houston
<b>Triple:</b>	John Odom, August 22, 1971 vs. Boston (Game 1)
<b>Homer:</b>	John Odom, September 4, 1972 vs. California (Game 1)

<b>RBI:</b>	Daniel Mengden, April 11, 2018 at Los Angeles (NL)
<b>Walk:</b>	Daniel Mengden, September 15, 2017 at Philadelphia
<b>Stolen Base:</b>	Gene Nelson, July 3, 1988 at Toronto (pinch runner)

# FRANCHISE SEASON BATTING LEADERS

## Games

Olson (2018) .....	162
Tejada (2001, 02, 03) ...	162
Long (2001, 02) .....	162
Griffin (1985, 86) .....	162
Bando (1968, 69, 73) ...	162
Siebern (1962) .....	162

## Runs

Simmons (1930) .....	152
Foxx (1932) .....	151
Lajoie (1901) .....	145
Simmons (1932) .....	144
Collins (1912) .....	137
Joost (1949) .....	128
Foxx (1930) .....	127
Foxx (1933) .....	125
Collins (1913) .....	125
Jackson (1969) .....	123
Foxx (1929) .....	123

## Doubles

Simmons (1926) .....	53
Lowrie (2017) .....	49
Moses (1937) .....	48
Lajoie (1901) .....	48
Giambi (2001) .....	47
McNair (1932) .....	47
H. Davis (1905) .....	47
Lowrie (2013) .....	45
Seybold (1903) .....	45
B. Johnson (1933) .....	44

## Walks

Joost (1949) .....	149
Giambi (2000) .....	137
Fain (1949) .....	136
Fain (1950) .....	133
Giambi (2001) .....	129
Bishop (1930) .....	128
Bishop (1929) .....	128
Joost (1952) .....	122
Hartsel (1905) .....	121
Valo (1949) .....	119
Joost (1948) .....	119

## Stolen Bases

RHenderson (1982) ....	130
RHenderson (1983) ....	108
RHenderson (1980) ....	100
Collins (1910) .....	81
North (1976) .....	75
Collins (1909) .....	67
RHenderson (1998) ....	66
RHenderson (1984) ....	66
RHenderson (1990) ....	65
Collins (1912) .....	63

## At Bats

Simmons (1932) .....	670
Tejada (2002) .....	662
Cramer (1933) .....	661
Simmons (1925) .....	654
Finney (1936) .....	653
Moses (1937) .....	649
Cramer (1934) .....	649
Damon (2001) .....	644
Cramer (1935) .....	644
Campaneris (1968) .....	642

## Hits

Simmons (1925) .....	253
Lajoie (1901) .....	229
Simmons (1932) .....	216
Cramer (1935) .....	214
Foxx (1932) .....	213
Simmons (1929) .....	212
Simmons (1930) .....	211
Moses (1937) .....	208
Foxx (1933) .....	204
Tejada (2002) .....	204

## Triples

Baker (1912) .....	21
Baker (1909) .....	19
Da. Murphy (1910) .....	18
Da. Murphy (1904) .....	17
Simmons (1930) .....	16
Miller (1929) .....	16
Strunk (1915) .....	16
Cimoli (1962) .....	15
Witt (1916) .....	15
Baker (1910) .....	15
Collins (1910) .....	15

## Strikeouts

Cust (2008) .....	197
<b>Davis (2017) .....</b>	<b>195</b>
Cust (2009) .....	185
<b>Davis (2018) .....</b>	<b>175</b>
Canseco (1986) .....	175
Jackson (1968) .....	171
<b>Davis (2016) .....</b>	<b>166</b>
Cust (2007) .....	164
<b>Olson (2018) .....</b>	<b>163</b>
Jackson (1971) .....	161

## Batting Average

Lajoie (1901) .....	422
Simmons (1931) .....	390
Simmons (1925) .....	387
Simmons (1930) .....	381
Collins (1911) .....	365
Simmons (1929) .....	365
Foxx (1932) .....	364
Cochrane (1930) .....	357
Cobb (1927) .....	357
Foxx (1933) .....	356
Lamar (1925) .....	356



Al Simmons

## Home Runs

Foxx (1932) .....	58
McGwire (1996) .....	52
McGwire (1987) .....	49
<b>Davis (2018) .....</b>	<b>48</b>
Foxx (1933) .....	48
Jackson (1969) .....	47
Canseco (1991) .....	44
Foxx (1934) .....	44
<b>Davis (2017) .....</b>	<b>43</b>
Giambi (2000) .....	43

## Total Bases

Foxx (1932) .....	438
Foxx (1933) .....	403
Simmons (1930) .....	392
Simmons (1925) .....	392
Simmons (1929) .....	373
Simmons (1932) .....	367
Foxx (1930) .....	358
Moses (1937) .....	357
Foxx (1934) .....	352
Canseco (1988) .....	347

## Slugging Percentage

Foxx (1932) .....	.749
McGwire (1996) .....	.730
Simmons (1930) .....	.708
Foxx (1933) .....	.703
Giambi (2001) .....	.660
Foxx (1934) .....	.653
Giambi (2000) .....	.647
Lajoie (1901) .....	.635
Simmons (1929) .....	.642
Simmons (1931) .....	.641

## Runs Batted In

Foxx (1932) .....	169
Simmons (1930) .....	165
Foxx (1933) .....	163
Simmons (1929) .....	157
Foxx (1930) .....	156
Simmons (1932) .....	151
Giambi (2000) .....	137
Tejada (2002) .....	131
Baker (1912) .....	130
Foxx (1934) .....	130

## Extra Base Hits

Foxx (1932) .....	100
Foxx (1933) .....	94
Simmons (1930) .....	93
Giambi (2001) .....	87
Jackson (1969) .....	86
Moses (1937) .....	86
Simmons (1929) .....	84
Foxx (1930) .....	83
Simmons (1926) .....	82
McGwire (1987) .....	81

## On-Base Percentage

Giambi (2001) .....	.477
Giambi (2000) .....	.476
Foxx (1932) .....	.469
McGwire (1996) .....	.467
Foxx (1929) .....	.463
Lajoie (1901) .....	.459
Foxx (1935) .....	.461
Cochrane (1933) .....	.459
Collins (1914) .....	.452
Collins (1911) .....	.451
Fain (1951) .....	.451

# OAKLAND SEASON BATTING LEADERS

## Games

<b>Olson (2018)</b> .....	162
Tejada (2003) .....	162
Long (2002) .....	162
Tejada (2002) .....	162
Long (2001) .....	162
Tejada (2001) .....	162
Griffin (1986) .....	162
Griffin (1985) .....	162
Bando (1973) .....	162
Bando (1969) .....	162
Bando (1968) .....	162

## Runs

Jackson (1969) .....	123
Canseco (1988) .....	120
RHenderson (1990) .....	119
RHenderson (1982) .....	119
Giambi (1999) .....	115
Canseco (1991) .....	115
RHenderson (1984) .....	113
RHenderson (1980) .....	111
Giambi (2001) .....	109
three players tied .....	108

## Doubles

Lowrie (2017) .....	49
Giambi (2001) .....	47
Lowrie (2013) .....	45
Chavez (2001) .....	43
<b>Chapman (2018)</b> .....	42
Tejada (2003) .....	42
<b>Piscotty (2018)</b> .....	41
Grieve (1998) .....	41
Giambi (1997) .....	41
three tied with .....	40

## Walks

Giambi (2000) .....	137
Giambi (2001) .....	129
RHenderson (1998) .....	118
Bando (1970) .....	118
RHenderson (1980) .....	117
McGwire (1996) .....	116
RHenderson (1982) .....	116
Jackson (1969) .....	114
Bando (1969) .....	111
Cust (2008) .....	111

## Stolen Bases

RHenderson (1982) .....	130
RHenderson (1983) .....	108
RHenderson (1980) .....	100
North (1976) .....	75
RHenderson (1998) .....	66
RHenderson (1984) .....	66
RHenderson (1990) .....	65
Campaneris (1969) .....	62
Campaneris (1968) .....	62
RHenderson (1991) .....	58

## At Bats

Tejada (2002) .....	662
Damon (2001) .....	644
Campaneris (1968) .....	642
Tejada (2003) .....	636
<b>Semien (2018)</b> .....	632
Sierra (1993) .....	630
Canseco (1987) .....	630
Long (2001) .....	629
Armas (1980) .....	628
Chavez (2005) .....	625
Campaneris (1972) .....	625

## Hits

Tejada (2002) .....	204
Kotsay (2004) .....	190
Canseco (1988) .....	187
Lansford (1989) .....	185
Washington (1975) .....	182
Giambi (1999) .....	181
Rudi (1972) .....	181
Lansford (1984) .....	179
RHenderson (1980) .....	179
Giambi (2001) .....	178
Long (2001) .....	178

## Triples

Garner (1976) .....	12
Polonia (1987) .....	10
Burns (2015) .....	9
Byrnes (2003) .....	9
Rudi (1972) .....	9
Campaneris (1968) .....	9
six players tied .....	8

## Strikeouts

Cust (2008) .....	197
<b>Davis (2017)</b> .....	195
Cust (2009) .....	185
<b>Davis (2018)</b> .....	175
Canseco (1986) .....	175
Jackson (1968) .....	171
<b>Davis (2016)</b> .....	166
Cust (2007) .....	164
<b>Olson (2018)</b> .....	163
Jackson (1971) .....	161

## Batting Average

Giambi (2001) .....	.342
Lansford (1989) .....	.336
Giambi (2000) .....	.333
RHenderson (1990) .....	.325
Durazo (2004) .....	.321
RHenderson (1981) .....	.319
Giambi (1999) .....	.315
Kotsay (2004) .....	.314
McGwire (1996) .....	.312
Washington (1975) .....	.308
Tejada (2002) .....	.308



Reggie Jackson

## Home Runs

McGwire (1996) .....	52
McGwire (1987) .....	49
<b>Davis (2018)</b> .....	48
Jackson (1969) .....	47
Canseco (1991) .....	44
<b>Davis (2017)</b> .....	43
Giambi (2000) .....	43
<b>Davis (2016)</b> .....	42
McGwire (1992) .....	42
Canseco (1988) .....	42

## Total Bases

Canseco (1988) .....	347
McGwire (1987) .....	344
Giambi (2001) .....	343
Tejada (2002) .....	336
Jackson (1969) .....	334
Giambi (2000) .....	330
Giambi (1999) .....	318
Canseco (1991) .....	318
<b>Davis (2018)</b> .....	316
Armas (1980) .....	314

## Slugging Percentage

McGwire (1996) .....	.730
Giambi (2001) .....	.660
Giambi (2000) .....	.647
McGwire (1987) .....	.618
Jackson (1969) .....	.608
McGwire (1992) .....	.585
RHenderson (1990) .....	.577
Canseco (1988) .....	.569
Jaha (1999) .....	.556
Canseco (1991) .....	.556

## Runs Batted In

Giambi (2000) .....	137
Tejada (2002) .....	131
Canseco (1988) .....	124
<b>Davis (2018)</b> .....	123
Giambi (1999) .....	123
Canseco (1991) .....	122
Giambi (2001) .....	120
McGwire (1987) .....	118
Kingman (1984) .....	118
Jackson (1969) .....	118

## Extra Base Hits

Giambi (2001) .....	87
Jackson (1969) .....	86
McGwire (1987) .....	81
Jackson (1975) .....	78
<b>Davis (2018)</b> .....	77
Canseco (1991) .....	77
Canseco (1988) .....	76
Chavez (2001) .....	75
Chavez (2003) .....	73
McGwire (1996) .....	73
Giambi (2000) .....	73

## On-Base Percentage

Giambi (2001) .....	.477
Giambi (2000) .....	.476
McGwire (1996) .....	.467
RHenderson (1990) .....	.439
Giambi (1999) .....	.422
RHenderson (1980) .....	.420
Jaha (1999) .....	.414
RHenderson (1983) .....	.414
RHenderson (1994) .....	.411
Jackson (1969) .....	.410

# FRANCHISE SEASON PITCHING LEADERS

## Games

Koch (2002) .....	84
Wyatt (1964) .....	81
Groom (1997) .....	78
Groom (1999) .....	76
Fingers (1974) .....	76
Balfour (2012) .....	75
Breslow (2010) .....	75
Bradford (2002) .....	75
Groom (1998) .....	75
Fingers (1975) .....	75

## Complete Games

Waddell (1904) .....	39
Plank (1904) .....	37
Plank (1905) .....	35
Coombs (1910) .....	35
Fraser (1901) .....	35
Waddell (1903) .....	34
Plank (1907) .....	33
Plank (1903) .....	33
Plank (1902) .....	31
Myers (1916) .....	31
Henley (1904) .....	31

## Wins

Grove (1931) .....	31
Coombs (1910) .....	31
Grove (1930) .....	28
Coombs (1911) .....	28
Welch (1990) .....	27
Rommell (1922) .....	27
Waddell (1905) .....	27
Plank (1904) .....	26
Plank (1912) .....	26
three players tied .....	25

## Innings Pitched

Waddell (1904) .....	383.0
Plank (1904) .....	357.1
Coombs (1910) .....	353.0
Plank (1905) .....	346.2
Plank (1907) .....	343.2
Coombs (1911) .....	336.2
Plank (1903) .....	336.0
Perry (1918) .....	332.1
Fraser (1901) .....	331.0
Waddell (1905) .....	328.2

## Games Started

Waddell (1904) .....	46
Plank (1904) .....	43
Hunter (1974) .....	41
Plank (1905) .....	41
eight players tied .....	40

## Shutouts

Coombs (1910) .....	13
Blue (1971) .....	8
Plank (1907) .....	8
Waddell (1906) .....	8
Waddell (1904) .....	8
Bush (1916) .....	8
six players tied .....	7

## Losses

Perry (1920) .....	25
Bush (1916) .....	24
Myers (1916) .....	23
Rommel (1921) .....	23
Naylor (1920) .....	23
Wyckoff (1915) .....	22
Ditmar (1956) .....	22
Kelley (1937) .....	21
Harris (1943) .....	21
nine tied with .....	20

## Walks

Myers (1916) .....	168
Wyckoff (1915) .....	165
Marchildon (1947) .....	141
Marchildon (1942) .....	140
Earnshaw (1930) .....	139
Cain (1933) .....	137
Fraser (1901) .....	132
Grove (1925) .....	131
Marchildon (1948) .....	131
Bush (1916) .....	130



Lefty Grove

## Saves

Eckersley (1992) .....	51
Eckersley (1990) .....	48
Eckersley (1988) .....	45
Koch (2002) .....	44
Foulke (2003) .....	43
Eckersley (1991) .....	43
<b>Treinen (2018) .....</b>	<b>38</b>
Balfour (2013) .....	38
Street (2006) .....	37
Eckersley (1993) .....	36
Caudill (1984) .....	36
<i>(Since 1969)</i>	

## Strikeouts

Waddell (1904) .....	349
Waddell (1903) .....	302
Blue (1971) .....	301
Waddell (1905) .....	287
Waddell (1907) .....	232
Coombs (1910) .....	224
Plank (1905) .....	210
Waddell (1902) .....	210
Grove (1930) .....	209
three players tied .....	205

## ERA

Coombs (1910) .....	1.30
Krause (1909) .....	1.39
Waddell (1905) .....	1.48
Morgan (1910) .....	1.55
Bender (1910) .....	1.58
Waddell (1904) .....	1.62
Morgan (1909) .....	1.65
Bender (1909) .....	1.66
Plank (1909) .....	1.76
Blue (1971) .....	1.82

## Won-Loss Percentage

Grove (1931) .....	31-4	.886
Bender (1914) ..	17-3	.850
Grove (1930) .....	28-5	.848
Zito (2002) .....	23-5	.821
Bender (1910) ..	23-5	.821
Welch (1990) .....	27-6	.818
Plank (1912) .....	26-6	.813
Hunter (1973) ..	21-5	.808
Coombs (1910) ..	31-9	.775
Waddell (1902) ..	24-7	.774
Shantz (1952) ..	24-7	.774
<i>(Min. 20 decisions)</i>		

## RELIEF PITCHERS SAVE RULE

A pitcher is credited with a save when he meets all three of the following conditions:

1. He is the finishing pitcher in a game won by his club, and
2. He is not the winning pitcher, and
3. He qualifies under one of the following conditions:
  - a. He enters the game with a lead of no more than three runs and pitches for at least one inning, or
  - b. He enters the game with the potential tying run either on base, at bat, or on deck (that is, the potential tying run is either on base or is one of the first two batters he faces), or
  - c. He pitches effectively for at least three innings

# OAKLAND SEASON PITCHING LEADERS

## Games

Koch (2002) .....	84
Groom (1997) .....	78
Groom (1999) .....	76
Fingers (1974) .....	76
Balfour (2012) .....	75
Breslow (2010) .....	75
Bradford (2002) .....	75
Groom (1998) .....	75
Fingers (1975) .....	75
three players tied .....	74

## Complete Games

Langford (1980) .....	28
Norris (1980) .....	24
Blue (1971) .....	24
Hunter (1974) .....	23
Keough (1980) .....	20
Blue (1976) .....	20
Langford (1981) .....	18
six players tied .....	16

## Wins

Welch (1990) .....	27
Hunter (1974) .....	25
Blue (1971) .....	24
Zito (2002) .....	23
Stewart (1990) .....	22
Norris (1980) .....	22
Blue (1975) .....	22
seven players tied .....	21

## Innings Pitched

Hunter (1974) .....	318.1
Blue (1971) .....	312.0
Blue (1976) .....	298.1
Holtzman (1973) .....	297.1
Hunter (1972) .....	295.1
Langford (1980) .....	290.0
Norris (1980) .....	284.1
Blue (1974) .....	282.1
Blue (1977) .....	279.2
Blue (1975) .....	278.0

## Games Started

Hunter (1974) .....	41
Blue (1974) .....	40
Holtzman (1973) .....	40
Dobson (1970) .....	40
Hunter (1970) .....	40
Torrez (1976) .....	39
Blue (1971) .....	39
Blue (1977) .....	38
Blue (1975) .....	38
Holtzman (1975) .....	38
Holtzman (1974) .....	38

## Shutouts


Blue (1971) .....	8
Blue (1976) .....	6
Hunter (1974) .....	6
Nash (1968) .....	6
Hunter (1972) .....	5
Dobson (1970) .....	5
10 players tied .....	4

## Losses

Kingman (1980) .....	20
Blue (1977) .....	19
Langford (1977) .....	19
Keough (1982) .....	18
Keough (1979) .....	17
Holtzman (1974) .....	17
Candiotti (1998) .....	16
Langford (1982) .....	16
Langford (1979) .....	16
Smith (2008) .....	16

## Walks

Odom (1969) .....	112
Stewart (1988) .....	110
Rijo (1986) .....	108
Holtzman (1975) .....	108
Moore (1991) .....	105
Stewart (1991) .....	105
Stewart (1987) .....	105
Blue (1973) .....	105
Moore (1992) .....	103
Appier (2000) .....	102
Plunk (1986) .....	102



Vida Blue

## Saves

Eckersley (1992) .....	51
Eckersley (1990) .....	48
Eckersley (1988) .....	45
Koch (2002) .....	44
Foulke (2003) .....	43
Eckersley (1991) .....	43
<b>Treinen (2018) .....</b>	<b>38</b>
Balfour (2013) .....	38
Street (2006) .....	37
Eckersley (1993) .....	36
Caudill (1984) .....	36

## Strikeouts

Blue (1971) .....	301
Zito (2001) .....	205
Stottlemire (1995) .....	205
Stewart (1987) .....	205
Gonzalez (2011) .....	197
Haren (2007) .....	192
Stewart (1988) .....	192
Hunter (1972) .....	191
Blue (1975) .....	189
Gray (2014) .....	183

## ERA

Blue (1971) .....	1.82
Hunter (1972) .....	2.04
Nash (1968) .....	2.28
McCatty (1981) .....	2.32
Blue (1976) .....	2.36
Odom (1968) .....	2.45
Hunter (1974) .....	2.49
Torrez (1976) .....	2.50
Odom (1972) .....	2.50
Holtzman (1972) .....	2.51

## Won-Loss Percentage

Zito (2002) .....	23-5	.821
Welch (1990) .....	27-6	.818
Hunter (1973) .....	21-5	.808
Hudson (2000) .....	20-6	.769
Blue (1971) .....	24-8	.750
Hunter (1972) .....	21-7	.750
Colón (2013) .....	18-6	.750
Dobson (1971) .....	15-5	.750
Mulder (2002) .....	19-7	.731
Davis (1989) .....	19-7	.731

(Min. 20 decisions)

RECORDS

## LONGEST STREAKS BY OAKLAND A'S PITCHERS

### Scoreless

37	August 13 to August 17, 1983
29	June 11 to June 14, 1968
29	August 27 to August 31, 1996
29	April 9 to April 12, 1978
29	May 27 to May 30, 1976
29	June 3 to June 5, 1972
29	July 30 to August 2, 1972
29	July 21 to July 24, 1968

### Homeless

136.2	June 19-July 4, 1974
96.0	June 23-July 4, 1999
92.0	July 28-August 6, 1970
91.2	April 11-21, 1971
83.0	June 24-July 2, 1978
80.0	May 9-20, 1977
77.0	May 21-31, 1977

# ATHLETICS YEAR-BY-YEAR BATTING

Year	AVG.	AB	R	H	2B	3B	HR	RBI	BB	SO	SH	SF	HP	SB	CS	SLG	OBP
1901	.289	4882	805	1409	239	87	35	665	301	344	78		53	173		.395	.337
1902	.287	4762	775	1369	235	67	38	673	343	293	118		38	201		.389	.340
1903	.264	4673	597	1236	227	68	32	502	268	513	101		32	157		.363	.309
1904	.249	5088	557	1266	197	77	31	486	313	605	137		41	137		.336	.298
1905	.255	5146	623	1310	256	51	24	511	376	644	165		34	190		.338	.310
1906	.247	4883	561	1206	213	49	32	489	385		157		43	165		.330	.308
1907	.255	5010	582	1276	220	44	22	485	384		176		27	137		.329	.311
1908	.223	5065	486	1131	183	50	21	392	368		177		37	116		.292	.281
1909	.256	4906	605	1257	186	88	21	498	403		248		64	205		.343	.321
1910	.266	5154	673	1373	191	105	19	541	409		196		47	207		.355	.326
1911	.296	5199	861	1540	237	93	35	692	424		232		65	226		.398	.357
1912	.282	5111	779	1442	204	108	22	620	485		201		38	258		.377	.349
1913	.280	5044	794	1412	223	80	33	660	534	547	174		65	221		.375	.356
1914	.272	5126	749	1392	165	80	29	627	545	517	218		52	231	188	.352	.348
1915	.237	5081	545	1204	183	72	16	440	436	634	137		54	127	89	.311	.304
1916	.242	5010	447	1212	169	65	19	380	406	631	157		30	151		.313	.303
1917	.254	5109	529	1296	177	62	17	457	435	519	205		33	112		.323	.316
1918	.243	4278	412	1039	124	44	22	356	343	485	124		26	83		.308	.303
1919	.244	4730	457	1156	175	71	35	396	349	565	125		30	103		.334	.300
1920	.252	5256	558	1324	220	49	44	470	353	593	169		43	50	67	.338	.304
1921	.274	5465	657	1497	256	64	82	601	424	565	136		29	69	56	.389	.330
1922	.270	5211	705	1409	229	63	111	631	437	591	170		34	60	63	.402	.331
1923	.271	5196	661	1407	229	64	53	577	445	517	172		44	72	62	.370	.334
1924	.281	5184	685	1459	251	59	63	608	374	482	157		38	79	66	.389	.334
1925	.307	5399	831	1659	298	79	76	767	453	432	187		31	67	59	.434	.364
1926	.269	5046	677	1359	259	65	61	619	523	452	238		26	56	46	.383	.341
1927	.303	5296	841	1606	281	70	56	767	551	326	219		30	101	63	.414	.372
1928	.295	5226	829	1540	323	75	89	759	533	442	196		37	59	48	.436	.364
1929	.296	5204	901	1539	288	76	122	845	543	440	214		29	61	38	.451	.365
1930	.294	5345	951	1573	319	74	125	895	599	531	188		31	48	33	.452	.369
1931	.287	5377	858	1544	311	64	118	798	528	543	78		35	25	23	.435	.355
1932	.290	5537	981	1606	303	52	172	923	647	630	94		21	38	23	.457	.366
1933	.285	5330	875	1519	297	57	139	831	625	618	80		15	34	34	.440	.362
1934	.280	5317	764	1491	236	50	144	708	491	584	99		13	57	35	.425	.343
1935	.279	5269	710	1470	243	44	112	671	475	602	86		17	43	35	.406	.341
1936	.269	5373	714	1443	240	60	72	663	524	590	74		19	59	43	.376	.336
1937	.267	5228	699	1398	278	60	94	649	583	557	70		5	95	48	.397	.341
1938	.270	5229	726	1410	243	62	98	686	605	590	78		22	65	53	.396	.348
1939	.271	5309	711	1438	282	55	98	666	503	532	138		15	60	34	.400	.336
1940	.262	5304	703	1391	242	53	105	648	556	656	69		19	48	33	.387	.334
1941	.268	5336	713	1431	240	69	85	660	574	588	76		8	27	36	.387	.340
1942	.249	5285	549	1315	213	46	33	517	440	490	74		23	44	45	.325	.309
1943	.232	5244	497	1219	174	44	26	462	430	465	95		29	55	42	.297	.294
1944	.257	5312	525	1364	169	47	36	475	422	490	121		17	42	32	.327	.314
1945	.245	5296	494	1297	201	37	33	440	449	463	96		19	25	45	.316	.306
1946	.253	5200	529	1317	220	51	40	481	482	594	105		9	39	30	.338	.318
1947	.252	5198	633	1311	218	52	61	581	605	563	144		24	37	33	.349	.333
1948	.260	5181	729	1345	231	47	68	685	726	523	120		22	40	32	.362	.353
1949	.260	5123	726	1331	214	49	82	680	783	493	117		25	36	25	.369	.361
1950	.261	5212	670	1361	204	53	100	627	685	493	73		23	42	25	.378	.349
1951	.262	5277	736	1381	262	43	102	685	677	565	61		34	47	36	.386	.349
1952	.253	5163	664	1305	212	35	89	634	683	561	102		27	52	43	.359	.343
1953	.256	5455	632	1398	205	38	116	588	498	602	51		24	41	24	.372	.321
1954	.236	5206	542	1228	191	41	94	503	504	677	54	31	28	30	29	.342	.305
<b>Phila.</b>	<b>.266</b>	<b>278846</b>	<b>36513</b>	<b>74211</b>	<b>12386</b>	<b>3308</b>	<b>3502</b>	<b>32670</b>	<b>26237</b>	<b>7327</b>	<b>1674</b>	<b>5003</b>	<b>.372</b>	<b>.333</b>			
1955	.261	5335	638	1395	189	46	121	593	463	725	57	34	26	22	36	.382	.322
1956	.252	5256	619	1325	204	41	112	581	480	727	67	37	20	40	30	.370	.315
1957	.244	5170	563	1262	195	40	166	535	364	760	62	36	24	35	27	.394	.295
1958	.247	5261	642	1297	196	50	138	605	452	747	64	43	25	22	36	.381	.307
1959	.263	5264	681	1383	231	43	117	638	481	780	69	38	33	34	24	.390	.326
1960	.249	5226	615	1303	212	34	110	566	513	744	75	32	12	16	11	.366	.316
1961	.247	5423	683	1342	216	47	90	632	580	772	89	47	25	58	22	.354	.320



Year	AVG.	AB	R	H	2B	3B	HR	RBI	BB	SO	SH	SF	HP	SB	CS	SLG	OBP
1962	.263	5576	745	1467	220	58	116	691	556	803	78	50	42	76	21	.386	.332
1963	.247	5495	615	1356	225	38	95	582	529	829	77	46	25	47	26	.353	.313
1964	.239	5524	621	1321	216	29	166	594	548	1104	53	25	42	34	20	.379	.311
1965	.240	5393	585	1294	186	59	110	546	521	1020	74	35	35	110	51	.358	.309
1966	.236	5328	564	1259	212	56	70	509	421	982	71	27	26	132	50	.337	.294
1967	.233	5349	533	1244	212	50	69	481	452	1019	59	36	42	132	59	.330	.296
<b>K.C.</b>	<b>.248</b>	<b>69600</b>	<b>8104</b>	<b>17248</b>	<b>2714</b>	<b>591</b>	<b>1480</b>	<b>7553</b>	<b>6360</b>	<b>11012</b>	<b>895</b>	<b>486</b>	<b>377</b>	<b>758</b>	<b>413</b>	<b>.368</b>	<b>.312</b>
1968	.240	5406	569	1300	192	40	94	522	472	1022	78	35	35	147	61	.343	.304
1969	.249	5614	740	1400	210	28	148	680	617	953	74	35	63	100	39	.376	.328
1970	.249	5376	678	1338	208	24	171	630	584	977	73	36	36	131	68	.392	.325
1971	.252	5494	691	1383	195	25	160	642	542	1018	80	38	37	80	53	.384	.321
1972	.240	5200	604	1248	195	29	134	565	463	886	100	36	47	87	48	.366	.306
1973	.260	5507	758	1431	216	28	147	714	595	919	67	53	35	128	57	.389	.333
1974	.247	5331	689	1315	205	37	132	637	568	876	60	51	38	164	93	.373	.321
1975	.254	5415	758	1376	220	33	151	703	609	846	74	35	51	183	82	.391	.333
1976	.246	5353	686	1319	208	33	113	625	592	818	58	58	45	341	123	.361	.323
1977	.240	5358	605	1284	176	37	117	548	516	910	64	46	36	176	89	.352	.308
1978	.245	5321	532	1304	200	31	100	492	433	800	108	27	25	144	117	.351	.303
1979	.239	5348	573	1276	188	32	108	541	482	751	75	46	20	104	69	.346	.302
1980	.259	5495	686	1424	212	35	137	635	506	824	99	41	19	175	82	.385	.322
1981	.247	3677	458	910	119	26	104	430	342	647	46	32	16	98	47	.379	.312
1982	.236	5448	691	1286	211	27	149	659	582	948	50	54	20	232	87	.367	.309
1983	.262	5516	708	1447	237	28	121	662	524	872	55	62	31	235	98	.381	.326
1984	.259	5457	738	1415	257	29	158	697	568	871	37	77	22	145	64	.404	.327
1985	.264	5581	757	1475	230	34	155	690	508	861	63	47	16	117	58	.401	.325
1986	.252	5435	731	1370	213	25	163	683	553	983	56	51	32	139	61	.390	.322
1987	.260	5511	806	1432	263	33	199	761	593	1056	50	48	36	140	63	.428	.333
1988	.263	5602	800	1474	251	22	156	752	580	926	54	55	65	129	54	.399	.336
1989	.261	5416	712	1414	220	25	127	659	562	855	36	62	34	157	55	.381	.331
1990	.254	5433	733	1379	209	22	164	693	651	992	60	48	46	141	54	.391	.336
1991	.248	5410	760	1342	246	19	159	716	642	981	41	49	50	151	64	.389	.331
1992	.258	5387	745	1389	219	24	142	693	707	831	72	59	49	143	59	.386	.346
1993	.254	5543	715	1408	260	21	158	679	622	1048	46	49	33	131	59	.394	.330
1994	.260	3885	549	1009	178	13	113	515	417	686	24	51	18	91	39	.399	.330
1995	.264	4916	730	1296	228	18	169	694	565	911	32	58	45	112	46	.420	.341
1996	.265	5630	861	1492	283	21	243	823	640	1114	35	39	58	58	35	.452	.344
1997	.260	5589	764	1451	274	23	197	714	642	1181	49	40	49	71	36	.423	.339
1998	.257	5490	804	1413	295	13	149	755	633	1122	58	46	55	131	47	.397	.338
1999	.259	5519	893	1430	287	20	235	845	770	1129	39	41	71	70	37	.446	.355
2000	.270	5560	947	1501	281	23	239	908	750	1159	26	44	52	40	15	.458	.360
2001	.264	5573	884	1469	334	22	199	835	640	1021	25	59	88	68	29	.439	.345
2002	.261	5558	800	1450	279	28	205	772	609	1008	20	36	68	46	20	.432	.339
2003	.254	5497	768	1398	317	24	176	742	556	898	22	53	59	48	14	.417	.327
2004	.270	5728	793	1545	336	15	189	752	608	1061	25	43	55	47	22	.433	.343
2005	.262	5627	772	1476	310	20	155	739	537	819	19	40	52	31	22	.407	.330
2006	.260	5500	771	1429	266	22	175	735	650	976	25	56	50	61	20	.412	.340
2007	.256	5577	741	1430	295	16	171	711	664	1119	18	56	49	52	20	.407	.338
2008	.242	5451	646	1318	270	23	125	610	574	1226	30	35	48	88	21	.369	.318
2009	.262	5584	759	1464	307	21	135	723	527	1046	31	54	50	133	48	.397	.328
2010	.256	5448	663	1396	276	30	109	619	527	1061	43	51	47	156	38	.378	.324
2011	.244	5452	645	1330	280	29	114	612	509	1094	34	57	50	117	43	.369	.311
2012	.238	5527	713	1315	267	32	195	676	550	1387	27	34	45	122	32	.404	.310
2013	.254	5521	767	1403	301	25	186	725	573	1178	21	49	45	74	28	.419	.327
2014	.244	5545	729	1354	253	33	146	686	586	1104	19	43	49	83	20	.381	.320
2015	.251	5600	694	1405	277	46	146	661	475	1119	14	38	40	78	29	.395	.312
2016	.246	5500	653	1352	270	21	169	634	442	1145	13	34	33	50	23	.395	.304
2017	.246	5464	739	1344	305	15	234	708	565	1491	13	40	43	57	22	.436	.319
2018	.252	5579	813	1407	322	20	227	778	550	1381	6	44	76	35	21	.439	.325
<b>Oak.</b>	<b>.254</b>	<b>275954</b>	<b>36821</b>	<b>70016</b>	<b>12651</b>	<b>1320</b>	<b>8068</b>	<b>34680</b>	<b>28972</b>	<b>50907</b>	<b>2344</b>	<b>2371</b>	<b>2232</b>	<b>5837</b>	<b>2531</b>	<b>.397</b>	<b>.327</b>
<b>Year</b>	<b>AVG.</b>	<b>AB</b>	<b>R</b>	<b>H</b>	<b>2B</b>	<b>3B</b>	<b>HR</b>	<b>RBI</b>	<b>BB</b>	<b>SH</b>	<b>HP</b>	<b>SB</b>	<b>CS</b>	<b>SLG</b>	<b>OBP</b>		
<b>Totals</b>	<b>.259</b>	<b>624400</b>	<b>81438</b>	<b>161475</b>	<b>27751</b>	<b>5219</b>	<b>13050</b>	<b>74903</b>	<b>61569</b>	<b>10566</b>	<b>4283</b>	<b>11598</b>	<b>.382</b>	<b>.328</b>			

RECORDS

# ATHLETICS YEAR-BY-YEAR PITCHING

Year	ERA	CG	SV	SHO	IP	H	R	ER	HR	BB	SO	HB	WP	OPP. AVG.
1901	4.00	124		6	1200.2	1346	761	534	20	374	350	59	40	.280
1902	3.29	114		5	1216.1	1292	636	444	33	368	455	63	29	.273
1903	2.98	112		10	1207.1	1124	519	400	20	315	728	71	38	.249
1904	2.35	136		26	1361.1	1149	503	355	13	366	887	63	23	.227
1905	2.19	117		19	1383.1	1137	492	337	21	409	895	63	40	.228
1906	2.60	107		19	1322.0	1135	543	382	9	425	749	57	30	.235
1907	2.35	106		27	1354.2	1106	511	353	13	378	789	67	36	.222
1908	2.56	102		23	1400.1	1194	562	398	10	410	741	53	46	.235
1909	1.93	110		27	1378.0	1069	408	296	9	386	728	62	31	.218
1910	1.79	123		24	1421.2	1103	441	282	8	450	789	55	42	.221
1911	3.01	97		13	1375.2	1343	601	460	17	487	739	81	34	.265
1912	3.32	95		11	1357.0	1273	658	501	12	518	601	57	30	.258
1913	3.19	69		17	1351.1	1200	592	479	24	532	630	39	48	.229
1914	2.78	89		24	1404.0	1264	529	433	18	521	720	28	37	.249
1915	4.29	78		6	1348.1	1358	888	643	22	827	588	57	68	.278
1916	3.92	94		11	1343.2	1311	776	585	26	715	575	31	53	.267
1917	3.27	80		8	1365.2	1310	691	496	23	562	516	23	37	.250
1918	3.22	80		13	1156.0	1106	538	413	13	486	277	35	20	.264
1919	4.26	72		1	1239.1	1371	742	587	44	503	417	29	25	.290
1920	3.93	79		6	1380.1	1612	834	602	56	461	423	40	27	.300
1921	4.61	75		2	1400.1	1645	894	717	85	548	431	32	34	.300
1922	4.59	73		4	1362.1	1573	830	695	107	469	373	32	22	.297
1923	4.08	65		7	1364.2	1465	761	619	68	550	400	23	23	.280
1924	4.39	68		8	1345.0	1527	778	656	43	597	371	28	19	.292
1925	3.87	61		8	1381.2	1468	713	594	60	544	495	36	30	.276
1926	3.00	62		10	1346.0	1362	570	448	38	451	571	31	22	.268
1927	3.97	66		8	1384.0	1467	726	611	65	442	553	36	18	.278
1928	3.36	81		15	1367.2	1349	615	511	66	424	607	22	19	.256
1929	3.44	70		9	1357.0	1371	615	519	73	487	573	15	28	.264
1930	4.28	72		8	1371.0	1457	751	652	84	488	672	20	25	.274
1931	3.47	97		12	1365.1	1342	626	526	73	457	574	9	20	.258
1932	4.45	95		10	1386.0	1477	752	686	112	511	595	18	21	.271
1933	4.81	69		6	1343.2	1523	853	718	77	644	423	17	33	.283
1934	5.01	68		8	1337.0	1429	838	745	84	693	480	23	33	.275
1935	5.12	58		7	1326.1	1486	869	754	73	704	469	25	35	.285
1936	6.08	68		3	1352.1	1645	1045	913	131	696	405	24	67	.300
1937	4.85	65		6	1335.0	1490	854	720	105	613	469	17	40	.281
1938	5.48	56		4	1324.0	1573	956	806	142	599	473	18	28	.292
1939	5.79	50		6	1342.2	1687	1022	864	148	579	397	19	35	.307
1940	5.22	72		4	1345.0	1543	932	780	135	534	488	15	40	.283
1941	4.83	64		3	1365.1	1516	840	733	136	557	386	18	46	.279
1942	4.45	67		5	1374.2	1404	801	679	89	639	546	21	35	.263
1943	4.05	73		5	1394.0	1421	717	627	73	536	503	35	24	.265
1944	3.26	72		10	1397.1	1345	594	506	58	390	534	31	30	.252
1945	3.62	65		11	1381.0	1380	638	556	55	571	531	22	18	.262
1946	3.90	61		10	1342.2	1371	680	582	83	577	562	25	13	.264
1947	3.51	70		12	1391.1	1291	614	543	85	597	493	14	14	.247
1948	4.43	74		7	1368.2	1456	735	673	86	638	486	15	35	.275
1949	4.23	85		9	1365.0	1359	725	642	105	758	490	19	33	.263
1950	5.49	50		3	1346.1	1528	913	821	138	729	466	31	39	.287
1951	4.47	52		7	1358.0	1421	745	674	109	569	437	32	30	.272
1952	4.15	73		11	1384.1	1402	723	639	113	526	562	35	21	.263
1953	4.67	51		7	1409.0	1475	799	731	121	594	566	57	51	.271
1954	5.18	49		3	1371.1	1523	875	789	141	685	555	39	40	.285
<b>Phila.</b>	<b>3.91</b>	<b>4281</b>		<b>544</b>	<b>72953.0</b>	<b>74574</b>	<b>38624</b>	<b>31709</b>	<b>3572</b>	<b>28889</b>	<b>29533</b>	<b>1887</b>	<b>1755</b>	
1955	5.35	29		9	1382.0	1486	911	822	175	707	572	42	36	.278
1956	4.86	30		3	1370.1	1424	831	740	187	679	636	42	38	.271
1957	4.19	26		6	1369.2	1344	710	637	153	565	626	25	45	.260
1958	4.15	42		9	1398.1	1405	713	645	150	467	721	28	31	.262
1959	4.35	44		8	1360.2	1452	760	658	148	492	703	46	41	.274
1960	4.38	44		4	1374.0	1428	756	668	160	525	664	43	37	.271

Year	ERA	CG	SV	SHO	IP	H	R	ER	HR	BB	SO	HB	WP	OPP. AVG.
1961	4.74	32		5	1415.0	1519	863	746	141	629	703	53	58	.275
1962	4.79	32		4	1434.0	1450	837	764	199	655	825	42	63	.263
1963	3.92	35		11	1458.0	1417	704	635	156	540	887	44	43	.256
1964	4.71	18		6	1455.2	1516	836	761	220	614	966	54	55	.269
1965	4.24	18		7	1433.0	1399	755	675	161	574	882	39	67	.256
1966	3.56	19		11	1435.0	1281	648	567	106	630	854	39	52	.241
1967	3.68	26		10	1428.0	1265	660	584	125	558	990	37	44	.238
<b>K.C.</b>	<b>4.37</b>	<b>395</b>		<b>93</b>	<b>18313.2</b>	<b>18386</b>	<b>9984</b>	<b>8902</b>	<b>2081</b>	<b>7635</b>	<b>10029</b>	<b>534</b>	<b>610</b>	
1968	2.94	45		18	1455.2	1220	544	476	124	505	997	31	55	.227
1969	3.71	42	36	14	1480.2	1356	678	611	163	586	887	39	55	.245
1970	3.30	33	40	15	1442.2	1253	593	529	134	542	858	34	56	.234
1971	3.05	57	36	18	1469.1	1229	564	498	131	501	999	33	37	.228
1972	2.58	42	43	23	1417.2	1170	457	406	96	418	862	19	29	.226
1973	3.29	46	41	16	1457.1	1311	615	532	143	494	797	30	52	.241
1974	2.95	49	28	12	1439.2	1322	551	472	90	430	755	25	27	.246
1975	3.27	36	44	10	1448.0	1267	606	526	102	523	784	37	47	.236
1976	3.26	39	29	15	1459.1	1412	598	528	96	415	711	30	40	.255
1977	4.04	32	25	4	1436.2	1459	749	645	145	560	788	24	55	.265
1978	3.62	26	29	11	1433.1	1401	690	577	106	582	750	26	37	.259
1979	4.75	41	20	4	1429.1	1606	860	754	147	654	726	49	72	.288
1980	3.46	94	13	9	1471.2	1347	642	566	142	521	769	31	51	.244
1981	3.30	60	10	11	993.0	883	403	364	80	370	505	28	30	.240
1982	4.54	42	22	6	1456.0	1506	819	735	177	648	697	30	58	.268
1983	4.35	22	33	12	1454.1	1462	782	703	135	626	719	31	43	.263
1984	4.48	15	44	6	1430.0	1554	796	712	155	592	695	35	47	.278
1985	4.41	10	41	6	1453.0	1451	787	712	172	607	785	25	48	.259
1986	4.31	22	37	8	1433.0	1334	760	686	166	667	937	34	62	.247
1987	4.32	18	40	6	1445.2	1442	789	694	176	531	1042	36	52	.258
1988	3.44	22	64	9	1489.1	1376	620	569	116	553	983	29	62	.247
1989	3.09	17	57	20	1448.1	1287	576	497	103	510	930	28	71	.239
1990	3.18	18	64	16	1456.0	1287	570	514	123	494	831	27	50	.238
1991	4.57	14	49	10	1444.1	1425	776	734	155	655	892	55	60	.260
1992	3.73	8	58	9	1447.0	1396	672	599	129	601	843	41	67	.256
1993	4.90	8	42	2	1452.1	1551	846	791	157	680	864	49	39	.276
1994	4.80	12	23	9	1003.1	979	589	535	128	510	732	34	42	.257
1995	4.93	8	34	4	1273.0	1320	761	698	153	556	890	53	56	.269
1996	5.20	7	34	5	1456.1	1638	900	841	205	644	884	52	60	.287
1997	5.48	2	38	1	1445.1	1734	946	880	197	642	953	64	51	.301
1998	4.81	12	39	4	1434.0	1555	866	766	179	529	922	56	68	.276
1999	4.69	6	48	5	1438.1	1537	846	750	160	569	967	54	57	.274
2000	4.58	7	43	11	1435.1	1535	813	730	158	615	963	48	46	.274
2001	3.59	13	44	9	1463.1	1384	645	583	153	440	1117	46	42	.249
2002	3.68	9	48	19	1452.0	1391	654	593	135	474	1021	62	40	.252
2003	3.63	16	48	14	1441.2	1336	643	582	140	499	1018	54	41	.246
2004	4.17	10	35	8	1471.1	1466	742	682	164	544	1034	68	39	.262
2005	3.69	9	38	12	1450.1	1315	658	594	154	504	1075	60	41	.241
2006	4.21	5	54	11	1451.2	1525	727	679	162	529	1003	55	43	.272
2007	4.28	4	36	9	1448.0	1468	758	689	138	530	1036	43	52	.263
2008	4.01	4	33	7	1435.0	1364	690	640	135	576	1061	54	30	.253
2009	4.26	2	38	10	1447.1	1486	761	685	156	523	1124	36	43	.265
2010	3.56	7	38	17	1431.2	1315	626	566	153	512	1070	38	42	.245
2011	3.71	6	39	12	1447.2	1380	679	597	136	519	1160	41	53	.250
2012	3.48	1	47	13	1470.0	1360	614	569	147	462	1136	46	40	.245
2013	3.56	6	46	13	1452.0	1339	625	574	163	428	1183	35	56	.242
2014	3.22	7	31	13	1463.1	1269	572	524	147	406	1244	48	59	.233
2015	4.14	5	28	15	1444.2	1402	729	664	172	474	1179	47	62	.254
2016	4.51	2	42	7	1433.1	1459	761	718	185	464	1188	50	70	.263
2017	4.67	1	35	6	1431.0	1444	826	743	210	502	1202	61	84	.261
2018	3.81	2	44	14	1465.2	1303	674	621	184	474	1237	53	86	.236
<b>Oak.</b>	<b>3.95</b>	<b>1021</b>	<b>1928</b>	<b>538</b>	<b>72829.1</b>	<b>70611</b>	<b>35448</b>	<b>31933</b>	<b>7477</b>	<b>27190</b>	<b>47805</b>	<b>2114</b>	<b>2605</b>	
<b>Year</b>	<b>ERA</b>	<b>CG</b>	<b>SHO</b>	<b>IP</b>	<b>H</b>	<b>R</b>	<b>ER</b>	<b>HR</b>	<b>BB</b>	<b>SO</b>	<b>HB</b>	<b>WP</b>		
<b>Totals</b>	<b>3.98</b>	<b>5697</b>	<b>1175</b>	<b>164096.0</b>	<b>163571</b>	<b>84056</b>	<b>72544</b>	<b>13130</b>	<b>63714</b>	<b>87367</b>	<b>4535</b>	<b>4970</b>		

# ATHLETICS YEAR-BY-YEAR FIELDING

Year	AVG.	G	PO	A	E	TC	DP	TP	PB
1901	.942	137	3600	1903	337	5840	93	0	23
1902	.953	137	3646	1819	270	5735	75	0	13
1903	.960	137	3618	1613	217	5448	66	0	20
1904	.959	155	4080	1835	250	6165	67	0	21
1905	.957	152	4101	1746	265	6112	64	0	21
1906	.955	149	3941	1728	267	5936	86	1	17
1907	.958	150	4046	1959	263	6268	67	0	14
1908	.957	157	4158	1886	272	6316	68	1	20
1909	.961	153	4105	1894	245	6244	92	1	14
1910	.965	155	4255	2001	230	6486	117	0	10
1911	.964	152	4121	1896	225	6242	100	0	14
1912	.959	153	4100	2023	263	6386	115	0	17
1913	.966	153	4048	1958	212	6218	108	1	13
1914	.966	158	4198	1938	213	6349	116	1	25
1915	.947	154	4044	2023	338	6405	118	0	17
1916	.951	154	4021	2126	314	6461	126	0	19
1917	.961	154	4078	2064	251	6393	106	0	17
1918	.959	130	3458	1850	228	5536	136	0	7
1919	.956	140	3702	1902	257	5861	96	1	9
1920	.959	156	4120	2173	266	6559	125	0	13
1921	.958	155	4182	2005	274	6461	144	0	14
1922	.966	155	4072	1978	215	6265	118	1	16
1923	.964	153	4064	1935	221	6220	127	1	23
1924	.971	152	4025	1943	180	6148	157	0	12
1925	.966	153	4117	1931	211	6259	148	0	13
1926	.972	150	4041	1869	171	6081	131	1	10
1927	.970	155	4161	1897	190	6248	124	1	10
1928	.970	153	4107	1728	181	6016	124	0	10
1929	.975	151	4065	1587	146	5798	117	0	10
1930	.976	154	4127	1651	145	5923	121	0	11
1931	.976	153	4088	1614	141	5843	151	0	10
1932	.979	154	4160	1736	124	6020	142	0	15
1933	.966	152	4032	1750	203	5985	121	0	9
1934	.967	153	4012	1809	196	6017	166	0	12
1935	.967	149	3964	1690	190	5844	150	0	11
1936	.965	154	4061	1773	209	6043	152	0	21
1937	.967	154	4002	1725	198	5925	150	0	15
1938	.965	154	3964	1637	206	5807	119	0	15
1939	.965	153	4028	1678	210	5916	131	0	14
1940	.960	154	4035	1667	238	5940	131	0	15
1941	.967	154	4095	1733	200	6028	150	0	20
1942	.968	154	4062	1678	188	5928	124	0	23
1943	.973	155	4180	1741	162	6083	148	0	19
1944	.971	155	4192	1745	176	6113	127	0	12
1945	.973	153	4140	1903	168	6211	160	0	9
1946	.971	155	4028	1594	167	5789	141	1	7
1947	.976	156	4174	1689	143	6006	161	0	5
1948	.981	154	4108	1710	113	5931	180	1	7
1949	.976	154	4102	1710	140	5952	217	0	10
1950	.974	154	4033	1732	155	5920	208	0	9
1951	.978	154	4073	1849	136	6058	204	0	12
1952	.977	155	4150	1766	140	6056	148	0	11
1953	.977	157	4218	1710	137	6065	161	0	15
1954	.971	156	4104	1655	169	5928	163	0	12
<b>Phila.</b>	<b>.966</b>	<b>8213</b>	<b>218406</b>	<b>98155</b>	<b>11226</b>	<b>327787</b>	<b>6957</b>	<b>12</b>	<b>761</b>
1955	.976	155	4142	1729	146	6017	174	0	14
1956	.973	154	4111	1785	166	6062	187	0	19
1957	.979	154	4108	1720	125	5953	162	0	22
1958	.979	156	4196	1730	125	6051	166	0	34
1959	.973	154	4086	1669	160	5915	156	0	15
1960	.979	155	4122	1666	127	5915	149	0	17
1961	.972	162	4260	1755	175	6190	160	0	17

Year	AVG.	G	PO	A	E	TC	DP	TP	PB
1962	.979	162	4294	1724	132	6150	131	0	25
1963	.980	162	4373	1722	127	6222	131	0	11
1964	.974	163	4361	1669	158	6188	152	0	18
1965	.977	162	4300	1620	139	6059	142	0	20
1966	.977	160	4320	1646	139	6105	154	1	20
1967	.978	161	4279	1533	132	5944	120	0	17
<b>K.C.</b>	<b>.977</b>	<b>2060</b>	<b>54952</b>	<b>21968</b>	<b>1851</b>	<b>78771</b>	<b>1984</b>	<b>1</b>	<b>249</b>
1968	.977	163	4367	1659	145	6171	136	0	20
1969	.979	162	4442	1788	136	6366	162	0	26
1970	.977	162	4328	1680	141	6149	152	0	12
1971	.981	161	4408	1660	117	6185	157	0	17
1972	.979	155	4253	1689	130	6072	146	0	13
1973	.978	162	4372	1710	137	6219	170	0	9
1974	.977	162	4319	1704	141	6164	154	0	10
1975	.977	162	4344	1686	143	6173	140	0	13
1976	.977	161	4378	1821	144	6343	130	0	11
1977	.970	161	4310	1762	190	6262	136	0	12
1978	.971	162	4300	1626	179	6105	145	0	10
1979	.972	162	4288	1718	174	6180	137	3	15
1980	.979	162	4415	1631	130	6176	115	0	9
1981	.980	109	2979	1080	81	4140	74	1	2
1982	.974	162	4368	1647	160	6175	140	0	8
1983	.974	162	4363	1602	157	6122	157	1	14
1984	.975	162	4290	1508	146	5944	159	0	9
1985	.977	162	4359	1566	140	6065	136	0	19
1986	.978	162	4299	1596	135	6030	120	0	16
1987	.977	162	4337	1649	142	6128	123	0	18
1988	.983	162	4468	1629	105	6202	151	0	10
1989	.979	162	4345	1640	129	6114	159	0	13
1990	.986	162	4368	1630	87	6085	152	0	14
1991	.982	162	4333	1608	107	6048	150	0	8
1992	.979	162	4341	1576	125	6042	158	0	8
1993	.982	162	4357	1625	111	6093	161	0	15
1994	.979	114	3010	1122	88	4220	105	0	5
1995	.981	144	3819	1486	102	5407	151	0	4
1996	.984	162	4369	1778	103	6250	195	1	11
1997	.980	162	4336	1765	122	6223	170	0	5
1998	.977	162	4302	1654	141	6097	155	0	13
1999	.980	162	4315	1700	122	6137	166	0	18
2000	.978	161	4306	1726	134	6166	164	1	8
2001	.980	162	4390	1756	125	6271	151	0	4
2002	.984	162	4356	1798	102	6256	144	0	9
2003	.983	162	4325	1779	107	6211	145	0	9
2004	.986	162	4414	1809	91	6314	172	0	14
2005	.986	162	4351	1649	88	6088	166	0	5
2006	.986	162	4355	1626	84	6065	173	0	10
2007	.985	162	4344	1687	90	6121	153	0	16
2008	.984	161	4305	1573	98	5976	169	0	8
2009	.983	162	4342	1592	105	6039	155	0	5
2010	.984	162	4295	1704	99	6098	147	0	8
2011	.979	162	4343	1529	124	5996	145	0	6
2012	.982	162	4410	1568	111	6089	135	1	12
2013	.983	162	4356	1377	97	5830	112	0	15
2014	.982	162	4390	1634	111	6135	150	0	10
2015	.979	162	4334	1642	126	6102	154	0	14
2016	.984	162	4300	1630	97	6027	152	0	11
2017	.980	162	4293	1597	121	6011	162	0	16
2018	.985	162	4397	1594	89	6080	125	0	17
<b>Oak.</b>	<b>.980</b>	<b>8162</b>	<b>218488</b>	<b>83265</b>	<b>6209</b>	<b>307962</b>	<b>7536</b>	<b>8</b>	<b>584</b>
Year	AVG.	G	PO	A	E	TC	DP	TP	PB
<b>Totals</b>	<b>.973</b>	<b>18405</b>	<b>491846</b>	<b>203388</b>	<b>19286</b>	<b>714520</b>	<b>16477</b>	<b>21</b>	<b>1594</b>

# ATHLETICS YEAR-BY-YEAR BATTING LEADERS

## Batting Average

1901 Lajoie.....	.426
1902 Cross.....	.339
1903 Seybold.....	.299
1904 Davis.....	.308
1905 Davis.....	.284
1906 Seybold.....	.316
1907 Nicholls.....	.302
1908 Collins.....	.273
1909 Collins.....	.346
1910 Collins.....	.322
1911 Collins.....	.365
1912 Collins.....	.348
1913 Collins.....	.345
1914 Collins.....	.344
1915 McInnis.....	.314
1916 Strunk.....	.316
1917 McInnis.....	.303
1918 Burns.....	.352
1919 Burns.....	.296
1920 Dugan.....	.322
1921 Witt.....	.315
1922 Miller.....	.336
1923 Hauser.....	.307
1924 Miller.....	.342
1925 Simmons.....	.384
1926 Simmons.....	.343
1927 Simmons.....	.392
1928 Simmons.....	.351
1929 Simmons.....	.365
1930 Simmons.....	.381
1931 Simmons.....	.390
1932 Foxx.....	.364
1933 Foxx.....	.356
1934 Foxx.....	.334
1935 Foxx.....	.346
1936 Moses.....	.345
1937 Moses.....	.320
1938 Johnson.....	.313
1939 Johnson.....	.338
1940 Moses.....	.309
1941 Siebert.....	.334
1942 Johnson.....	.291
1943 Estalella.....	.259
1944 Siebert.....	.306
1945 Estalella.....	.299
1946 Rosar.....	.283
1947 McCosky.....	.328
1948 McCosky.....	.326
1949 Valo.....	.283
1950 Lehner.....	.309
1951 Fain.....	.344
1952 Fain.....	.327
1953 Philley.....	.303
1954 Finigan.....	.302
1955 Power.....	.319
1956 Power.....	.309
1957 Lopez.....	.294
1958 Cerv.....	.305
1959 Tuttle.....	.300
1960 Siebern.....	.279
1961 Siebern.....	.296
1962 Siebern.....	.308

1963 Causey.....	.280
1964 Causey.....	.281
1965 Campaneris.....	.270
1966 Cater.....	.292
1967 Cater.....	.270
1968 Cater.....	.290
1969 Bando.....	.281
1970 Campaneris.....	.279
1971 Jackson.....	.277
1972 Rudi.....	.305
1973 Jackson.....	.293
1974 Rudi.....	.293
1975 Washington.....	.308
1976 North.....	.276
1977 Page.....	.307
1978 Page.....	.285
1979 Revering.....	.288
1980 Henderson.....	.303
1981 Henderson.....	.319
1982 Henderson.....	.267
1983 Henderson.....	.292
1984 Lansford.....	.300
1985 Davis.....	.287
1986 Griffin.....	.285
1987 McGwire.....	.289
1988 Canseco.....	.307
1989 Lansford.....	.336
1990 R. Henderson.....	.325
1991 Baines.....	.295
1992 Bordick.....	.300
1993 Gates.....	.290
1994 Berroa.....	.306
1995 Henderson.....	.300
1996 McGwire.....	.312
1997 Giambi.....	.293
1998 Giambi.....	.295
1999 Giambi.....	.315
2000 Giambi.....	.333
2001 Giambi.....	.342
2002 Tejada.....	.308
2003 Chavez.....	.282
2004 Durazo.....	.321
2005 Ellis.....	.316
2006 Payton.....	.296
2007 Stewart.....	.290
2008 Suzuki.....	.279
2009 Sweeney.....	.293
2010 Ellis.....	.291
2011 Pennington.....	.264
2012 Céspedes.....	.292
2013 Donaldson.....	.301
2014 Donaldson.....	.255
2015 Burns.....	.294
2016 Valencia.....	.287
2017 Lowrie.....	.277
2018 Chapman.....	.278

## Games

1901 Fultz.....	132
1902 four players tied	137
1903 four players tied	137
1904 Cross.....	155
1905 Murphy.....	150

1906 Davis.....	145
1907 Davis.....	149
1908 Nicholls.....	150
1909 Collins.....	153
1910 Collins.....	153
1911 Baker.....	148
1912 Collins.....	153
McInnis.....	153
1913 Baker.....	149
1914 Collins.....	152
1915 Strunk.....	132
1916 Strunk.....	150
1917 McInnis.....	150
1918 Burns.....	130
1919 Burns.....	126
1920 Walker.....	149
1921 Dykes.....	155
1922 Galloway.....	155
1923 Hauser.....	146
1924 Simmons.....	152
1925 Simmons.....	153
1926 Simmons.....	147
1927 Cobb.....	134
1928 Miller.....	139
1929 Foxx.....	149
1930 Miller.....	154
1931 Foxx.....	139
1932 Foxx.....	154
Simmons.....	154
1933 Cramer.....	152
Higgins.....	152
1934 Cramer.....	153
1935 Cramer.....	149
1936 Johnson.....	153
1937 Moses.....	154
1938 Johnson.....	152
1939 Johnson.....	150
1940 Siebert.....	154
1941 Johnson.....	149
1942 Siebert.....	153
1943 Hall.....	151
1944 Hayes.....	155
1945 Hall.....	151
1946 Chapman.....	146
1947 Joost.....	151
1948 Majeski.....	148
Suder.....	148
1949 Chapman.....	154
1950 Fain.....	151
1951 Joost.....	140
1952 Philley.....	151
1953 Philley.....	157
1954 DeMaestri.....	146
1955 Finigan.....	150
1956 Lopez.....	151
1957 DeMaestri.....	135
1958 Lopez.....	151
1959 Williams.....	130
1960 Tuttle.....	151
1961 Howser.....	158
1962 Siebern.....	162
1963 Charles.....	158
1964 Colavito.....	160

1965 Harrelson.....	150
Hershberger.....	150
1966 Hershberger.....	146
1967 Campaneris.....	147
1968 Bando.....	.162
1969 Bando.....	.162
1970 Bando.....	.155
1971 Bando.....	.153
1972 Bando.....	.152
1973 Bando.....	.162
1974 Rudi.....	.158
Tenace.....	.158
1975 Bando.....	.160
Garner.....	.160
1976 Garner.....	.159
1977 Sanguillen.....	.152
1978 Revering.....	.152
1979 Newman.....	.143
1980 Murphy.....	.159
1981 Armas.....	.109
1982 Murphy.....	.151
1983 Phillips.....	.148
1984 Phillips.....	.154
1985 Griffin.....	.162
1986 Griffin.....	.162
1987 Canseco.....	.159
1988 Canseco.....	.158
1989 D. Henderson.....	.152
1990 McGwire.....	.156
1991 Gallego.....	.159
1992 Bordick.....	.154
1993 Bordick.....	.159
1994 Bordick.....	.114
1995 Berroa.....	.141
1996 Bordick.....	.155
1997 Spiezio.....	.147
1998 Grieve.....	.155
1999 Tejada.....	.159
2000 Tejada.....	.160
2001 Long.....	.162
Tejada.....	.162
2002 Long.....	.162
Tejada.....	.162
2003 Tejada.....	.162
2004 Hatteberg.....	.152
2005 Chavez.....	.160
2006 Swisher.....	.157
2007 Ellis.....	.150
Swisher.....	.150
2008 Cust.....	.148
Suzuki.....	.148
2009 Cust.....	.149
2010 Barton.....	.159
2011 Pennington.....	.148
2012 Reddick.....	.156
2013 Donaldson.....	.158
2014 Donaldson.....	.158
2015 Semien.....	.155
2016 Semien.....	.159
2017 K. Davis.....	.153
Lowrie.....	.153
2018 Olson.....	.162

**At Bats**

1901 Fultz ..... 561  
 1902 Cross ..... 558  
 1903 Cross ..... 554  
 1904 Cross ..... 607  
 1905 Davis ..... 602  
 1906 Davis ..... 551  
 1907 Davis ..... 582  
 1908 Nicholls ..... 550  
 1909 Collins ..... 572  
 1910 Collins ..... 583  
 1911 Baker ..... 592  
 1912 Baker ..... 577  
 1913 Baker ..... 565  
 1914 McInnis ..... 576  
 1915 Lajoie ..... 490  
 1916 Witt ..... 563  
 1917 McInnis ..... 567  
 1918 Burns ..... 505  
 1919 Burns ..... 470  
 1920 Walker ..... 585  
 1921 Johnson ..... 613  
 1922 Galloway ..... 571  
 1923 Hauser ..... 537  
 1924 Simmons ..... 594  
**1925 Simmons ..... 658**  
 1926 Simmons ..... 581  
 1927 Hale ..... 501  
 1928 Miller ..... 510  
 1929 Simmons ..... 581  
 1930 Miller ..... 585  
 1931 Miller ..... 534  
**1932 Simmons ..... 670**  
**1933 Cramer ..... 661**  
**1934 Cramer ..... 649**  
**1935 Cramer ..... 644**  
**1936 Finney ..... 653**  
 1937 Moses ..... 649  
 1938 Moses ..... 589  
 1939 Johnson ..... 544  
 1940 Siebert ..... 595  
 1941 Chapman ..... 552  
 Johnson ..... 552  
 1942 Siebert ..... 612  
 1943 Siebert ..... 558  
 1944 Hayes ..... 581  
 1945 Hall ..... 616  
 1946 Chapman ..... 545  
 1947 Chapman ..... 551  
 1948 Majeski ..... 590  
 1949 Chapman ..... 589  
 1950 Chapman ..... 553  
 1951 Joost ..... 553  
 1952 Philley ..... 586  
 1953 Philley ..... 620  
 1954 DeMaestri ..... 539  
 1955 Power ..... 596  
 1956 Lopez ..... 561  
 1957 Power ..... 467  
 1958 Lopez ..... 564  
 1959 Williams ..... 488  
 1960 Lumpe ..... 574  
 1961 Howser ..... 611  
 1962 Lumpe ..... 641  
 1963 Charles ..... 603  
 1964 Causey ..... 604  
 1965 Campaneris ..... 578

1966 Campaneris ..... 573  
 1967 Campaneris ..... 601  
 1968 Campaneris ..... 642  
 1969 Bando ..... 609  
 1970 Campaneris ..... 603  
 1971 Campaneris ..... 569  
**1972 Campaneris ..... 625**  
 1973 Campaneris ..... 601  
 1974 Rudi ..... 593  
 1975 Jackson ..... 593  
 1976 Baylor ..... 595  
 1977 Sanguillen ..... 571  
 1978 Revering ..... 521  
 1979 Newman ..... 516  
 1980 Armas ..... 628  
 1981 Armas ..... 440  
 1982 Murphy ..... 543  
 1983 Henderson ..... 513  
 1984 Lansford ..... 597  
 1985 Griffin ..... 614  
 1986 Canseco ..... 600  
 1987 Canseco ..... 630  
 1988 Canseco ..... 610  
 1989 D. Henderson ..... 579  
 1990 McGwire ..... 523  
 1991 Canseco ..... 572  
 D. Henderson ..... 572  
 1992 Bordick ..... 504  
 1993 Sierra ..... 630  
 1994 Sierra ..... 426  
 1995 Berroa ..... 546  
 1996 Berroa ..... 586  
 1997 Spiezio ..... 538  
 1998 Grievie ..... 583  
 1999 Tejada ..... 593  
 2000 Tejada ..... 607  
 2001 Damon ..... 644  
 2002 Tejada ..... 662  
 2003 Tejada ..... 636  
 2004 Kotsay ..... 606  
 2005 Chavez ..... 625  
 2006 Payton ..... 557  
 2007 Ellis ..... 583  
 2008 Crosby ..... 556  
 2009 Suzuki ..... 570  
 2010 Barton ..... 556  
 2011 Crisp ..... 531  
 2012 Reddick ..... 611  
 2013 Lowrie ..... 603  
 2014 Donaldson ..... 608  
 2015 Lawrie ..... 562  
 2016 Semien ..... 568  
 2017 Healy ..... 576  
 2018 Semien ..... 632

**Runs**

**1901 Lajoie ..... 145**  
**1902 Fultz ..... 109**  
**Hartsel ..... 109**  
 1903 Pickering ..... 93  
 1904 Murphy ..... 80  
 Cross ..... 80  
**1905 Davis ..... 96**  
 1906 Hartsel ..... 92  
 1907 Hartsel ..... 93  
 1908 Davis ..... 65  
 1909 Collins ..... 104

1910 Baker ..... 83  
 1911 Murphy ..... 104  
**1912 Collins ..... 137**  
**1913 Collins ..... 125**  
**1914 Collins ..... 122**  
 1915 Strunk ..... 76  
 1916 Strunk ..... 71  
 1917 Strunk ..... 83  
 1918 Burns ..... 61  
 1919 Burns ..... 63  
 1920 Dykes ..... 81  
 1921 Johnson ..... 93  
 1922 Walker ..... 111  
 1923 Hauser ..... 93  
 1924 Hauser ..... 97  
 1925 Simmons ..... 122  
 1926 Simmons ..... 90  
 1927 Cobb ..... 104  
 1928 Bishop ..... 104  
 1929 Foxx ..... 123  
**1930 Simmons ..... 152**  
 1931 Bishop ..... 115  
**1932 Foxx ..... 151**  
 1933 Foxx ..... 125  
 1934 Foxx ..... 120  
 1935 Foxx ..... 118  
 1936 Finney ..... 100  
 1937 Moses ..... 113  
 1938 Johnson ..... 114  
 1939 Johnson ..... 115  
 1940 Johnson ..... 93  
 1941 Johnson ..... 98  
 1942 Johnson ..... 78  
 1943 White ..... 69  
 1944 Hayes ..... 62  
 1945 Siebert ..... 62  
 Hall ..... 62  
 1946 Chapman ..... 77  
 1947 Chapman ..... 84  
 1948 Joost ..... 99  
 1949 Joost ..... 128  
 1950 Chapman ..... 93  
 1951 Joost ..... 107  
 1952 Joost ..... 94  
 1953 Zernial ..... 85  
 1954 Jacobs ..... 63  
 1955 Power ..... 91  
 1956 Lopez ..... 91  
 1957 Zernial ..... 56  
 1958 Cerv ..... 93  
 1959 Tuttle ..... 74  
 1960 Tuttle ..... 75  
 1961 Howser ..... 108  
 1962 Sieber ..... 114  
 1963 Charles ..... 82  
 1964 Colavito ..... 89  
 1965 Campaneris ..... 67  
 1966 Campaneris ..... 82  
 1967 Campaneris ..... 85  
 1968 Campaneris ..... 86  
**1969 Jackson ..... 123**  
 1970 Campaneris ..... 97  
 1971 Jackson ..... 87  
 1972 Rudi ..... 94  
**1973 Jackson ..... 99**  
 1974 Jackson ..... 90  
 1975 Jackson ..... 91

1976 North ..... 91  
 1977 Page ..... 85  
 1978 Page ..... 62  
 1979 Revering ..... 63  
 1980 Henderson ..... 111  
**1981 Henderson ..... 89**  
 1982 Henderson ..... 119  
 1983 Henderson ..... 105  
 1984 Henderson ..... 113  
 1985 Davis ..... 92  
 1986 Canseco ..... 85  
 1987 McGwire ..... 97  
 1988 Canseco ..... 120  
 1989 Lansford ..... 81  
**1990 R. Henderson ..... 119**  
 1991 Canseco ..... 115  
 1992 McGwire ..... 87  
 1993 R. Henderson ..... 77  
 Sierra ..... 77  
 1994 Javier ..... 75  
 1995 Berroa ..... 87  
 1996 McGwire ..... 104  
 1997 Giambi ..... 66  
 1998 Henderson ..... 101  
 1999 Giambi ..... 115  
 2000 Giambi ..... 108  
 2001 Giambi ..... 109  
 2002 Tejada ..... 108  
 2003 Tejada ..... 98  
 2004 Byrnes ..... 91  
 2005 Chavez ..... 92  
 2006 Swisher ..... 106  
 2007 Ellis ..... 84  
 Swisher ..... 84  
 2008 Cust ..... 77  
 2009 Cust ..... 88  
 2010 Barton ..... 79  
 2011 Crisp ..... 69  
 Willingham ..... 69  
 2012 Reddick ..... 85  
 2013 Crisp ..... 93  
 2014 Donaldson ..... 93  
 2015 Burns ..... 70  
 2016 Davis ..... 85  
 2017 K. Davis ..... 91  
 2018 Chapman ..... 100

**Hits**

**1901 Lajoie ..... 229**  
 1902 Cross ..... 189  
 1903 Cross ..... 162  
 1904 Cross ..... 177  
 1905 Davis ..... 171  
 1906 Davis ..... 161  
 1907 Davis ..... 155  
 1908 Murphy ..... 139  
 1909 Collins ..... 198  
 1910 Collins ..... 188  
 1911 Baker ..... 198  
 1912 Baker ..... 200  
 1913 Baker ..... 190  
 1914 Baker ..... 182  
 1915 Strunk ..... 144  
 1916 Strunk ..... 172  
 1917 McInnis ..... 172  
**1918 Burns ..... 178**  
 1919 Burns ..... 139

## Athletics Year-By-Year Batting Leaders, continued

1920 Walker..... 157	1984 Lansford..... 179	1923 Perkins..... 34	1982 Henderson..... 24
1921 Witt..... 198	1985 Griffin..... 166	1924 Hauser..... 31	1983 Almon..... 29
1922 Galloway..... 185	1986 Griffin..... 169	Simmons..... 31	1984 Lansford..... 31
1923 Hauser..... 165	1987 Canseco..... 162	1925 Simmons..... 43	1985 Davis..... 34
1924 Simmons..... 183	1988 Canseco..... 187	1926 Simmons..... 53	1986 Canseco..... 29
<b>1925 Simmons..... 253</b>	1989 Lansford..... 185	1927 Simmons..... 36	1987 Canseco..... 35
1926 Simmons..... 199	1990 R. Henderson... 159	1928 Miller..... 34	1988 Henderson..... 38
1927 Cobb..... 175	1991 D. Henderson... 158	1929 Simmons..... 41	1989 Lansford..... 38
1928 Miller..... 168	1992 Bordick..... 151	Haas..... 41	1990 R. Henderson... 33
1929 Simmons..... 212	1993 Gates..... 155	1930 Cochrane..... 42	1991 D. Henderson... 33
1930 Simmons..... 211	1994 Javier..... 114	1931 Miller..... 43	1992 Lansford..... 30
1931 Simmons..... 200	Sierra..... 114	<b>1932 McNair..... 47</b>	1993 Gates..... 29
<b>1932 Simmons..... 216</b>	1995 Berroa..... 152	1933 Johnson..... 44	1994 Javier..... 23
1933 Foxx..... 204	1996 Berroa..... 170	1934 Higgins..... 37	1995 Henderson..... 31
1934 Cramer..... 202	1997 Giambi..... 152	1935 Cramer..... 37	1996 Giambi..... 40
1935 Cramer..... 214	1998 Grieve..... 168	1936 Moses..... 35	1997 Giambi..... 41
1936 Moses..... 202	1999 Giambi..... 181	1937 Moses..... 48	1998 Grieve..... 41
1937 Moses..... 208	2000 Giambi..... 170	1938 Moses..... 29	1999 Giambi..... 36
1938 Moses..... 181	2001 Giambi..... 178	1939 Johnson..... 30	2000 Grieve..... 40
1939 Johnson..... 184	Long..... 178	1940 Moses..... 41	<b>2001 Giambi..... 47</b>
1940 Siebert..... 170	2002 Tejada..... 204	1941 Moses..... 31	2002 Long..... 32
1941 Chapman..... 178	2003 Tejada..... 177	1942 Johnson..... 35	2003 Tejada..... 42
1942 Siebert..... 159	2004 Kotsay..... 190	1943 Siebert..... 26	2004 Byrnes..... 39
1943 Siebert..... 140	2005 Chavez..... 168	1944 Siebert..... 27	2005 Chavez..... 40
1944 Estalella..... 151	2006 Payton..... 165	1945 Kell..... 30	2006 Payton..... 32
1945 Hall..... 161	2007 Stewart..... 167	1946 McQuinn..... 23	2007 Swisher..... 36
1946 Chapman..... 142	2008 Suzuki..... 148	1947 Fain..... 28	2008 Crosby..... 39
1947 McCosky..... 179	2009 Suzuki..... 156	Suder..... 28	2009 Suzuki..... 37
1948 Majeski..... 183	2010 Barton..... 152	1948 Majeski..... 41	2010 Barton..... 33
1949 Chapman..... 164	2011 Crisp..... 140	1949 Valo..... 27	2011 Matsui..... 28
1950 Fain..... 147	2012 Reddick..... 148	1950 Fain..... 25	2012 Reddick..... 29
1951 Joost..... 160	2013 Lowrie..... 175	1951 Fain..... 30	2013 Lowrie..... 45
1952 Fain..... 176	2014 Donaldson..... 155	Zernial..... 30	2014 Donaldson..... 31
1953 Philley..... 188	2015 Burns..... 153	<b>1952 Fain..... 43</b>	2015 Lawrie..... 29
1954 Finigan..... 147	2016 Davis..... 137	1953 Philley..... 30	2016 Alonso..... 34
1955 Power..... 190	2017 Lowrie..... 157	1954 Finigan..... 25	2017 Lowrie..... 49
1956 Power..... 164	2018 Semien..... 161	1955 Power..... 34	2018 Chapman..... 42
1957 Power..... 121		1956 Lopez..... 27	
1958 Cerv..... 157	<b>Doubles</b>	1957 Smith..... 26	<b>Triples</b>
1959 Tuttle..... 139	<b>1901 Lajoie..... 48</b>	1958 Lopez..... 28	1901 Lajoie..... 13
1960 Lumpe..... 156	<b>1902 Davis..... 43</b>	1959 Williams..... 33	1902 Hartsel..... 12
1961 Howser..... 171	<b>1903 Seybold..... 43</b>	1960 Williams..... 31	1903 Hartsel..... 14
1962 Lumpe..... 193	1904 Murphy..... 29	Siebern..... 31	1904 Murphy..... 18
1963 Lumpe..... 161	Cross..... 29	1961 Siebern..... 36	1905 Hoffman..... 10
Charles..... 161	<b>1905 Davis..... 47</b>	1962 Lumpe..... 34	1906 Hartsel..... 9
1964 Causey..... 170	1906 Davis..... 40	1963 Causey..... 32	1907 Davis..... 8
1965 Campaneris..... 156	<b>1907 Davis..... 37</b>	1964 Causey..... 31	Oldring..... 8
1966 Campaneris..... 153	1908 Murphy..... 28	Colavito..... 31	1908 Davis..... 9
1967 Campaneris..... 149	1909 Collins..... 30	1965 Campaneris..... 23	<b>1909 Baker..... 19</b>
1968 Campaneris..... 177	1910 Murphy..... 28	1966 Campaneris..... 29	1910 Murphy..... 18
1969 Bando..... 171	1911 Baker..... 42	1967 Campaneris..... 29	1911 Oldring..... 14
1970 Campaneris..... 158	1912 Baker..... 40	1968 Cater..... 28	1912 Baker..... 21
1971 Jackson..... 157	1913 Baker..... 34	1969 Jackson..... 36	1913 Collins..... 13
<b>1972 Rudi..... 181</b>	1914 Baker..... 23	<b>1970 Campaneris..... 28</b>	1914 Collins..... 14
1973 Bando..... 169	Collins..... 23	1971 Campaneris..... 29	1915 Strunk..... 16
1974 Rudi..... 174	1915 Strunk..... 28	<b>1972 Rudi..... 32</b>	1916 Witt..... 15
1975 Washington..... 182	1916 Strunk..... 30	1973 Bando..... 32	1917 Bodie..... 11
1976 North..... 163	1917 Bodie..... 28	<b>1974 Rudi..... 39</b>	1918 Burns..... 9
1977 Sanguillen..... 157	1918 Burns..... 22	1975 Jackson..... 39	1919 Thomas..... 10
1978 Page..... 147	Gardner..... 22	1976 Rudi..... 32	1920 Walker..... 7
1979 Revering..... 136	1919 Walker..... 30	1977 Page..... 28	1921 Dykes..... 13
1980 Henderson..... 179	1920 Dugan..... 40	1978 Page..... 25	1922 Miller..... 12
<b>1981 Henderson..... 135</b>	1921 Dykes..... 32	1979 Revering..... 25	1923 Hauser..... 10
1982 Henderson..... 143	Walker..... 32	1980 Henderson..... 22	1924 Simmons..... 9
1983 Henderson..... 150	1922 Walker..... 31	1981 Armas..... 24	1925 Simmons..... 12



1926	Simmons.....	10	1981	Henderson.....	7	<b>1918</b>	<b>Walker.....</b>	<b>11</b>	1983	Murphy.....	17
1927	Simmons.....	11	1982	Henderson.....	4	1919	Walker.....	10		Lopes.....	17
1928	Cochrane.....	12		Heath.....	4	1920	Walker.....	17	1984	Kingman.....	35
1929	Miller.....	16	1983	Henderson.....	7	1921	Walker.....	23	1985	Kingman.....	30
1930	Simmons.....	16	1984	Lansford.....	5	1922	Walker.....	37	1986	Kingman.....	35
1931	Simmons.....	13		Heath.....	5	1923	Hauser.....	16	<b>1987</b>	<b>McGwire.....</b>	<b>49</b>
1932	Simmons.....	9	1985	Griffin.....	7	1924	Hauser.....	27	<b>1988</b>	<b>Canseco.....</b>	<b>42</b>
	Foxx.....	9	1986	Griffin.....	6	1925	Simmons.....	24	1989	McGwire.....	33
1933	Higgins.....	11	1987	Polonia.....	10	1926	Simmons.....	19	1990	McGwire.....	39
1934	Cramer.....	9	1988	Phillips.....	4	1927	Simmons.....	15	<b>1991</b>	<b>Canseco.....</b>	<b>44</b>
1935	Foxx.....	7		Polonia.....	4	1928	Hauser.....	16	1992	McGwire.....	42
	Warstler.....	7	1989	Phillips.....	6	1929	Simmons.....	34	1993	Sierra.....	22
1936	Johnson.....	14	1990	R. Henderson.....	3	1930	Foxx.....	37	1994	Sierra.....	23
1937	Moses.....	13		Randolph.....	3	1931	Foxx.....	30	1995	McGwire.....	39
1938	Finney.....	12	1991	three players tied..	4	<b>1932</b>	<b>Foxx.....</b>	<b>58</b>	<b>1996</b>	<b>McGwire.....</b>	<b>52</b>
1939	Johnson.....	9	1992	Wilson.....	5	<b>1933</b>	<b>Foxx.....</b>	<b>48</b>	1997	McGwire.....	34
1940	Moses.....	9	1993	Sierra.....	5	1934	Foxx.....	44	1998	Giambi.....	27
1941	Chapman.....	9	1994	Bordick.....	4	<b>1935</b>	<b>Foxx.....</b>	<b>36</b>	1999	Stairs.....	38
	Brancato.....	9	1995	Gates.....	4	1936	Johnson.....	25	2000	Giambi.....	43
	Suder.....	9	1996	Bordick.....	4	1937	Moses.....	25	2001	Giambi.....	38
1942	Valo.....	10		Young.....	4		Johnson.....	25	2002	Chavez.....	34
1943	Siebert.....	7	1997	McDonald.....	4	1938	Johnson.....	30		Tejada.....	34
1944	Estalella.....	9		Spiezio.....	4	1939	Johnson.....	23	2003	Chavez.....	29
1945	Peck.....	9	1998	three players tied..	2	1940	Johnson.....	31	2004	Chavez.....	29
1946	Valo.....	6	1999	Phillips.....	4	1941	Chapman.....	25	2005	Chavez.....	27
	McQuinn.....	6		Tejada.....	4	1942	Johnson.....	13	2006	Thomas.....	39
1947	McCosky.....	7	2000	Piatt.....	5	1943	Estalella.....	11	2007	Cust.....	26
1948	Fain.....	6	2001	Damon.....	4	1944	Hayes.....	13	2008	Cust.....	33
	Chapman.....	6		Long.....	4	1945	Estalella.....	8	2009	Cust.....	25
	Coleman.....	6	2002	four players tied..	4	1946	Chapman.....	20	2010	Kouzmanoff.....	16
1949	Valo.....	12	2003	Byrnes.....	9	1947	Chapman.....	14	2011	Willingham.....	29
1950	Dillinger.....	9	2004	Dye.....	4	1948	Joost.....	16	2012	Reddick.....	32
1951	Valo.....	8	2005	Ellis.....	5	1949	Chapman.....	24	2013	Moss.....	30
1952	Michaels.....	5	2006	Scutaro.....	6	1950	Chapman.....	23	2014	Donaldson.....	29
1953	Philly.....	9	2007	Buck.....	5	<b>1951</b>	<b>Zernial.....</b>	<b>33</b>	2015	Reddick.....	20
1954	Finigan.....	6	2008	Barton.....	5	1952	Zernial.....	29	2016	Davis.....	42
	Valo.....	6	2009	Davis.....	5	1953	Zernial.....	42	2017	Davis.....	43
1955	Power.....	10	2010	Pennington.....	8	1954	Wilson.....	15	<b>2018</b>	<b>Davis.....</b>	<b>48</b>
<b>1956</b>	<b>Simpson.....</b>	<b>11</b>	2011	Weeks.....	8	1955	Zernial.....	30			
1957	Simpson.....	6	2012	Weeks.....	8	1956	Simpson.....	21			
	DeMaestri.....	6	2013	Céspedes.....	4	1957	Zernial.....	27			
1958	Tuttle.....	9	2014	Reddick.....	7	1958	Cerv.....	38			
1959	Maris.....	7	2015	Burns.....	9	1959	Cerv.....	20			
1960	Siebern.....	6	2016	Burns.....	4	1960	Siebern.....	19			
1961	Lumpe.....	9		Crisp.....	4	1961	Siebern.....	18			
<b>1962</b>	<b>Cimoli.....</b>	<b>15</b>	2017	Lowrie.....	3	1962	Siebern.....	25			
1963	Cimoli.....	11	2018	Chapman.....	6	1963	Siebern.....	16			
1964	Green.....	5				1964	Colavito.....	34			
	Mathews.....	5				1965	Harrelson.....	23			
<b>1965</b>	<b>Campaneris.....</b>	<b>12</b>	<b>Home Runs</b>			1966	Repoz.....	11			
1966	Campaneris.....	10	<b>1901</b>	<b>Lajoie.....</b>	<b>14</b>	1967	Monday.....	14			
1967	Campaneris.....	6	<b>1902</b>	<b>Seybold.....</b>	<b>16</b>	1968	Jackson.....	29			
	Monday.....	6	1903	Seybold.....	8	1969	Jackson.....	47			
1968	Campaneris.....	9	<b>1904</b>	<b>Davis.....</b>	<b>10</b>	1970	Mincher.....	27			
1969	Green.....	6	<b>1905</b>	<b>Davis.....</b>	<b>8</b>	1971	Mincher.....	32			
1970	Monday.....	7	<b>1906</b>	<b>Davis.....</b>	<b>12</b>	1972	Epstein.....	26			
1971	Monday.....	4	<b>1907</b>	<b>Davis.....</b>	<b>8</b>	<b>1973</b>	<b>Jackson.....</b>	<b>32</b>			
	Rudi.....	4	1908	Davis.....	5	1974	Jackson.....	39			
<b>1972</b>	<b>Rudi.....</b>	<b>9</b>	1909	Murphy.....	5	<b>1975</b>	<b>Jackson.....</b>	<b>36</b>			
1973	Campaneris.....	6	1910	Murphy.....	4	1976	Bando.....	27			
1974	Campaneris.....	8		Oldring.....	4	1977	Gross.....	22			
1975	Washington.....	7	<b>1911</b>	<b>Baker.....</b>	<b>11</b>	1978	Page.....	17			
<b>1976</b>	<b>Garner.....</b>	<b>12</b>	<b>1912</b>	<b>Baker.....</b>	<b>10</b>	1979	Newman.....	22			
1977	Page.....	8	<b>1913</b>	<b>Baker.....</b>	<b>12</b>	1980	Armas.....	35			
1978	Page.....	7	<b>1914</b>	<b>Baker.....</b>	<b>9</b>	<b>1981</b>	<b>Armas.....</b>	<b>22</b>			
1979	Murphy.....	4	1915	Oldring.....	6	1982	Armas.....	28			
1980	Armas.....	8	1916	Schang.....	7						
			1917	Bodie.....	7						

**Runs Batted In**

<b>1901</b>	<b>Lajoie.....</b>	<b>125</b>
1902	Cross.....	108
1903	Cross.....	90
1904	Murphy.....	77
<b>1905</b>	<b>Davis.....</b>	<b>83</b>
<b>1906</b>	<b>Davis.....</b>	<b>96</b>
1907	Davis.....	87
1908	Murphy.....	66
1909	Baker.....	85
1910	Collins.....	81
1911	Baker.....	115
<b>1912</b>	<b>Baker.....</b>	<b>130</b>
<b>1913</b>	<b>Baker.....</b>	<b>117</b>
1914	McInnis.....	95
1915	Lajoie.....	61
1916	McInnis.....	60
1917	Bodie.....	74
1918	Burns.....	70
1919	Walker.....	64
1920	Walker.....	82
1921	Walker.....	101
1922	Walker.....	99
1923	Hauser.....	94
1924	Hauser.....	115
1925	Simmons.....	129
1926	Simmons.....	109
1927	Simmons.....	108

## Athletics Year-By-Year Batting Leaders, continued

1928 Simmons..... 107	1993 Sierra ..... 101	1936 Johnson ..... 525	2001 Giambi..... <b>660</b>
1929 Simmons..... <b>157</b>	1994 Sierra ..... 92	1937 Johnson ..... 556	2002 Chavez ..... 513
1930 Simmons..... 165	1995 McGwire ..... 90	1938 Johnson ..... 552	2003 Chavez ..... 514
1931 Simmons..... 128	1996 McGwire ..... 113	1939 Johnson ..... 553	2004 Durazo ..... 523
1932 Foxx ..... <b>169</b>	1997 McGwire ..... 81	1940 Johnson ..... 514	2005 Chavez ..... 466
1933 Foxx ..... <b>163</b>	Giambi..... 81	1941 Chapman ..... 543	2006 Thomas ..... 545
1934 Foxx ..... 130	1998 Giambi..... 110	1942 Johnson ..... 451	2007 Cust ..... 504
1935 Foxx ..... 115	1999 Giambi..... 123	1943 Siebert ..... 328	2008 Cust ..... 476
1936 Johnson ..... 121	2000 Giambi..... 137	1944 Siebert ..... 423	2009 Suzuki ..... 421
1937 Johnson ..... 108	2001 Giambi..... 120	1945 Estalella ..... 435	2010 Barton ..... 405
1938 Johnson ..... 113	2002 Tejada..... 131	1946 Chapman ..... 429	2011 Willingham ..... 477
1939 Johnson ..... 114	2003 Tejada..... 106	1947 Fain..... 423	2012 Céspedes..... 505
1940 Johnson ..... 103	2004 Durazo..... 88	1948 Majeski ..... 454	2013 Moss..... 522
1941 Johnson ..... 107	2005 Chavez ..... 101	1949 Chapman ..... 455	2014 Donaldson ..... 456
1942 Johnson ..... 80	2006 Thomas ..... 114	1950 Lehner ..... 436	2015 Reddick ..... 449
1943 Estalella..... 63	2007 Cust ..... 82	1951 Zernial ..... 525	2016 Davis..... 524
1944 Hayes ..... 78	2008 Cust ..... 77	1952 Zernial ..... 452	2017 Davis..... 528
1945 Kell ..... 56	2009 Suzuki ..... 88	1953 Zernial ..... 559	2018 Davis..... 549
1946 Chapman ..... 67	2010 Suzuki ..... 71	1954 Finigan..... 421	
1947 Chapman ..... 83	Kouzmanoff..... 71	1955 Zernial ..... 508	
1948 Majeski ..... 120	2011 Willingham ..... 98	1956 Simpson ..... 490	<b>Walks</b>
1949 Chapman ..... 108	2012 Reddick ..... 85	1957 Zernial ..... 471	1901 Seybold ..... 40
1950 Chapman ..... 95	2013 Donaldson ..... 93	1958 Cerv..... 592	1902 Hartsel ..... <b>87</b>
1951 Zernial ..... <b>125</b>	2014 Donaldson ..... 98	1959 Cerv..... 479	1903 Pickering ..... 53
1952 Zernial ..... 100	2015 Reddick ..... 77	1960 Siebern ..... 471	1904 Hartsel..... 75
1953 Zernial ..... 108	2016 Davis..... 102	1961 Siebern ..... 475	1905 Hartsel..... <b>121</b>
1954 Zernial ..... 62	2017 Davis..... 110	1962 Siebern ..... 495	1906 Hartsel..... <b>88</b>
1955 Zernial ..... 84	2018 Davis..... 123	1963 Siebern ..... 410	1907 Hartsel..... <b>106</b>
1956 Simpson ..... 105		1964 Colavito ..... 507	1908 Hartsel..... <b>93</b>
1957 Zernial ..... 69	<b>Slugging Percentage</b>	1965 Harrelson ..... 429	1909 Collins ..... 62
1958 Cerv..... 104	1901 Lajoie ..... <b>635</b>	1966 Campaneris ..... 369	1910 Hartsel ..... 58
1959 Cerv..... 87	1902 Seybold ..... 503	1967 Monday..... 419	1911 Collins ..... 62
1960 Siebern ..... 69	1903 Seybold ..... 462	1968 Jackson ..... 452	1912 Collins ..... 101
1961 Siebern ..... 98	1904 Davis..... 511	1969 Jackson ..... <b>608</b>	1913 Collins ..... 85
1962 Siebern ..... 117	1905 Davis..... 422	1970 Mincher ..... 460	1914 Collins ..... 97
1963 Siebern ..... 83	1906 Davis..... 459	1971 Jackson ..... 508	1915 Schang ..... 66
1964 Colavito ..... 102	1907 Davis..... 399	1972 Epstein ..... 490	1916 Strunk ..... 66
1965 Harrelson ..... 66	1908 Collins ..... 379	1973 Jackson ..... <b>531</b>	1917 Strunk ..... 68
1966 Green..... 62	1909 Collins ..... 449	1974 Jackson ..... 514	1918 Jamieson ..... 54
1967 Monday..... 58	1910 Murphy ..... 436	1975 Jackson ..... 511	1919 Witt ..... 46
1968 Jackson ..... 74	1911 Baker ..... 502	1976 Tenace ..... 458	1920 Dykes ..... 52
1969 Jackson ..... 118	1912 Baker ..... 541	1977 Page ..... 521	1921 Witt ..... 77
1970 Bando..... 75	1913 Baker ..... 492	1978 Page ..... 459	1922 Walker ..... 61
1971 Bando..... 94	1914 Collins ..... 452	1979 Revering ..... 483	1923 Hauser ..... 94
1972 Bando..... 77	1915 Strunk ..... 427	1980 Armas..... 500	1924 Hauser ..... 56
1973 Jackson ..... <b>111</b>	1916 Strunk ..... 421	1981 Armas..... 480	1925 Bishop ..... 87
1974 Bando..... 103	1917 Bodie ..... 418	1982 Armas..... 433	1926 Bishop ..... 116
1975 Jackson ..... 104	1918 Burns ..... 467	1983 Lopes ..... 423	1927 Bishop ..... 105
1976 Rudi..... 94	1919 Walker ..... 450	1984 Kingman ..... 505	1928 Bishop ..... 97
1977 Page ..... 75	1920 Dugan ..... 442	1985 Davis..... 484	1929 Bishop ..... <b>128</b>
1978 Page ..... 70	1921 Walker ..... 504	1986 Canseco ..... 457	1930 Bishop ..... 128
1979 Revering ..... 77	1922 Miller ..... 553	1987 McGwire ..... <b>618</b>	1931 Bishop ..... 112
1980 Armas..... 109	1923 Hauser ..... 473	1988 Canseco ..... <b>569</b>	1932 Foxx ..... 116
1981 Armas..... 76	1924 Hauser ..... 516	1989 McGwire ..... 467	1933 Bishop ..... 106
1982 Murphy ..... 94	1925 Simmons ..... 596	1990 R. Henderson... 577	Cochrane..... 106
1983 Murphy ..... 75	1926 Simmons ..... 566	1991 Canseco ..... 556	1934 Foxx ..... <b>111</b>
1984 Kingman ..... 118	1927 Simmons ..... 645	1992 McGwire ..... <b>585</b>	1935 Foxx ..... 114
1985 Kingman ..... 91	1928 Simmons ..... 558	1993 R. Henderson... 553	1936 Johnson ..... 88
1986 Canseco ..... 117	1929 Simmons ..... 642	1994 Berroa ..... 485	1937 Johnson ..... 98
1987 McGwire ..... 118	1930 Simmons ..... 708	1995 McGwire ..... 685	1938 Werber..... 93
1988 Canseco ..... <b>124</b>	1931 Simmons ..... 641	1996 McGwire ..... <b>730</b>	1939 Johnson ..... 99
1989 Parker..... 97	1932 Foxx ..... <b>749</b>	1997 Giambi..... 495	1940 Johnson ..... 83
1990 McGwire ..... 108	1933 Foxx ..... <b>703</b>	1998 Stairs ..... 511	1941 Johnson ..... 95
1991 Canseco ..... 122	1934 Foxx ..... 653	1999 Jaha ..... 556	McCoy ..... 95
1992 McGwire ..... 104	1935 Foxx ..... <b>636</b>	2000 Giambi..... 647	1942 Johnson ..... 82
			1943 White..... 61

1944 Siebert.....	62	2011 Matsui.....	56	1965 Harrelson.....	112	1911 Collins.....	38	
1945 Estalella.....	74		Willingham.....	56	1966 Green.....	101	Baker.....	38
1946 McQuinn.....	64	2012 Reddick.....	55	1967 Monday.....	107	1912 Collins.....	63	
1947 Joost.....	114	2013 Donaldson.....	76	<b>1968 Jackson.....</b>	<b>171</b>	1913 Collins.....	54	
1948 Joost.....	119	2014 Donaldson.....	76	<b>1969 Jackson.....</b>	<b>142</b>	1914 Collins.....	58	
1949 Joost.....	149	2015 Vogt.....	56	<b>1970 Jackson.....</b>	<b>135</b>	1915 Walsh.....	22	
1950 Fain.....	133	2016 Semien.....	51	<b>1971 Jackson.....</b>	<b>161</b>	1916 Walsh.....	27	
1951 Joost.....	106	2017 K. Davis.....	73	1972 Jackson.....	125	1917 McInnis.....	18	
1952 Joost.....	122		Lowrie.....	73	1973 Jackson.....	116	1918 Kopp.....	22
1953 Robinson.....	63	2018 Lowrie.....	78	1974 Jackson.....	105	1919 Kopp.....	16	
1954 Finigan.....	64			Tenace.....	105	1920 Walker.....	9	
1955 Finigan.....	61	<b>Strikeouts</b>		1975 Jackson.....	133	1921 Witt.....	16	
1956 Lopez.....	63	1913 Murphy.....	44	1976 North.....	95	1922 Miller.....	10	
1957 Lopez.....	41		Schang.....	44	1977 Gross.....	84	Galloway.....	10
1958 Tuttle.....	74	1914 Murphy.....	46	1978 Page.....	95	1923 Mathews.....	16	
1959 Maris.....	58	1915 Walsh.....	64	1979 Page.....	93	1924 Simmons.....	16	
1960 Siebern.....	72	1916 Witt.....	71	1980 Armas.....	125	1925 Galloway.....	16	
1961 Howser.....	92	1917 Grover.....	53	<b>1981 Armas.....</b>	<b>115</b>	1926 Simmons.....	10	
1962 Siebern.....	110	1918 Dugan.....	55	1982 Armas.....	128	1927 Cobb.....	22	
1963 Siebern.....	79		Kopp.....	55	1983 Murphy.....	105	1928 Miller.....	10
1964 Causey.....	88	1919 Thomas.....	52	1984 Kingman.....	119	1929 Miller.....	24	
1965 Harrelson.....	66	1920 Dykes.....	73	1985 Murphy.....	123	1930 Miller.....	13	
1966 Hersberger.....	47	1921 Dykes.....	75	1986 Canseco.....	175	1931 Miller.....	5	
1967 Gosger.....	53	<b>1922 Dykes.....</b>	<b>98</b>	1987 Canseco.....	157	1932 McNair.....	8	
1968 Monday.....	72	1923 Hauser.....	52	1988 Canseco.....	128	Dykes.....	8	
1969 Jackson.....	114	1924 Simmons.....	60	1989 D. Henderson.....	131	1933 Johnson.....	8	
1970 Bando.....	118	1925 Dykes.....	49	1990 Canseco.....	158	Cochrane.....	8	
1971 Bando.....	86	1926 Simmons.....	49	1991 Canseco.....	152	1934 Johnson.....	12	
1972 Epstein.....	68	1927 Hale.....	32	1992 McGwire.....	105	1935 Warstler.....	8	
1973 Tenace.....	101	1928 Hauser.....	45	1993 D. Henderson.....	113	1936 Newsome.....	13	
<b>1974 Tenace.....</b>	<b>110</b>	<b>1929 Foxx.....</b>	<b>70</b>	1994 Javier.....	76	<b>1937 Werber.....</b>	<b>35</b>	
1975 Tenace.....	106	<b>1930 Foxx.....</b>	<b>66</b>	1995 Berroa.....	98	1938 Werber.....	19	
1976 Tenace.....	81	<b>1931 Foxx.....</b>	<b>84</b>	1996 Berroa.....	122	1939 Johnson.....	15	
1977 Gross.....	86	1932 Foxx.....	96	1997 Canseco.....	122	1940 Hayes.....	9	
1978 Page.....	53	<b>1933 Foxx.....</b>	<b>93</b>	1998 Grieve.....	123	1941 Chapman.....	6	
1979 Murphy.....	83	1934 Foxx.....	75	1999 Jaha.....	129	Johnson.....	6	
1980 Henderson.....	117	<b>1935 Foxx.....</b>	<b>99</b>	2000 Grieve.....	130	1942 Valo.....	13	
1981 Murphy.....	73	1936 Johnson.....	71	2001 Long.....	103	1943 Welaj.....	12	
<b>1982 Henderson.....</b>	<b>116</b>	1937 Peters.....	59	2002 Chavez.....	119	White.....	12	
<b>1983 Henderson.....</b>	<b>103</b>	1938 Chapman.....	94	2003 Durazo.....	105	1944 Garrison.....	10	
1984 Henderson.....	88	1939 Nagel.....	86	2004 Crosby.....	141	1945 Peck.....	5	
1985 Murphy.....	84	<b>1940 Chapman.....</b>	<b>96</b>	2005 Chavez.....	129	1946 Valo.....	9	
1986 Phillips.....	76	1941 Johnson.....	75	2006 Swisher.....	152	1947 Valo.....	11	
1987 McGwire.....	71	1942 Johnson.....	61	<b>2007 Cust.....</b>	<b>164</b>	1948 Fain.....	10	
1988 Canseco.....	78	1943 White.....	51	<b>2008 Cust.....</b>	<b>197</b>	Valo.....	10	
1989 McGwire.....	83	1944 Estalella.....	60	<b>2009 Cust.....</b>	<b>185</b>	1949 Valo.....	14	
<b>1990 McGwire.....</b>	<b>110</b>	1945 Estalella.....	46	2010 Cust.....	127	1950 Valo.....	12	
1991 R. Henderson.....	98	1946 Chapman.....	66	2011 Willingham.....	150	1951 Valo.....	11	
1992 R. Henderson.....	95	<b>1947 Joost.....</b>	<b>110</b>	2012 Reddick.....	151	1952 Valo.....	12	
1993 R. Henderson.....	85	1948 Joost.....	87	2013 Moss.....	140	1953 Phillely.....	13	
1994 Henderson.....	72	1949 Joost.....	80	2014 Moss.....	153	1954 Jacobs.....	17	
1995 McGwire.....	88	1950 Chapman.....	79	2015 Lawrie.....	144	1955 Valo.....	5	
1996 McGwire.....	116	<b>1951 Zernial.....</b>	<b>99</b>	2016 Davis.....	166	1956 Pilarcik.....	9	
1997 McGwire.....	58	1952 Joost.....	94	2017 Davis.....	195	1957 Martin.....	7	
<b>1998 Henderson.....</b>	<b>118</b>	1953 Zernial.....	79	2018 Davis.....	175	1958 Tuttle.....	7	
1999 Giambi.....	105	1954 Finigan.....	60			1959 Tuttle.....	10	
<b>2000 Giambi.....</b>	<b>137</b>	1955 Zernial.....	96	<b>Stolen Bases</b>		1960 Snyder.....	7	
<b>2001 Giambi.....</b>	<b>129</b>	1956 Simpson.....	82	1901 Fultz.....	36	1961 Howser.....	37	
2002 Justice.....	70	1957 Zernial.....	84	<b>1902 Hartsel.....</b>	<b>47</b>	1962 Charles.....	20	
2003 Durazo.....	100	1958 DeMaestri.....	84	1903 Pickering.....	40	1963 Tartabull.....	16	
<b>2004 Chavez.....</b>	<b>95</b>	1959 Cerv.....	87	1904 Murphy.....	22	1964 Charles.....	12	
2005 Chavez.....	58	1960 Williams.....	68	<b>1905 Hoffman.....</b>	<b>46</b>	<b>1965 Campaneris.....</b>	<b>51</b>	
2006 Swisher.....	97		Siebern.....	68	1906 Hartsel.....	31	<b>1966 Campaneris.....</b>	<b>52</b>
2007 Cust.....	105	1961 Siebern.....	91	1907 Oldring.....	29	<b>1967 Campaneris.....</b>	<b>55</b>	
2008 Cust.....	111	1962 Cimoli.....	89	1908 Davis.....	20	<b>1968 Campaneris.....</b>	<b>62</b>	
2009 Cust.....	93	1963 Siebern.....	82	1909 Collins.....	67	1969 Campaneris.....	62	
<b>2010 Barton.....</b>	<b>110</b>	<b>1964 Mathews.....</b>	<b>143</b>	<b>1910 Collins.....</b>	<b>81</b>	<b>1970 Campaneris.....</b>	<b>42</b>	

## Athletics Year-By-Year Batting Leaders, continued

1971 Campaneris ..... 34	1985 Collins ..... 29	1999 Phillips ..... 11	<b>2011 Crisp</b> ..... 49
<b>1972 Campaneris</b> ..... 52	1986 Griffin ..... 33	Velarde ..... 11	2012 Crisp ..... 39
1973 North ..... 53	1987 Polonia ..... 29	2000 Velarde ..... 9	2013 Crisp ..... 21
<b>1974 North</b> ..... 54	1988 Canseco ..... 40	2001 Damon ..... 27	2014 Gentry ..... 20
1975 Washington ..... 40	1989 R. Henderson ..... 52	2002 Chavez ..... 8	2015 Burns ..... 26
<b>1976 North</b> ..... 75	<b>1990 R. Henderson</b> ..... 65	2003 Byrnes ..... 10	2016 Burns ..... 14
1977 Page ..... 42	<b>1991 R. Henderson</b> ..... 58	Tejada ..... 10	2017 R. Davis ..... 26
1978 Dilone ..... 50	1992 R. Henderson ..... 48	2004 Byrnes ..... 17	2018 Semien ..... 14
1979 Henderson ..... 33	1993 R. Henderson ..... 31	2005 Kendall ..... 8	
<b>1980 Henderson</b> ..... 100	1994 Javier ..... 24	2006 Kendall ..... 11	<b>Bold denotes tied or led league</b>
<b>1981 Henderson</b> ..... 56	1995 Javier ..... 36	2007 Stewart ..... 11	
<b>1982 Henderson</b> ..... 130	1996 Battle ..... 10	2008 Davis ..... 25	
<b>1983 Henderson</b> ..... 108	1997 McDonald ..... 13	2009 Davis ..... 41	
<b>1984 Henderson</b> ..... 66	<b>1998 Henderson</b> ..... 66	2010 Davis ..... 50	

## ATHLETICS YEAR-BY-YEAR PITCHING LEADERS

<b>Wins</b>	1944 Christopher ..... 14	1983 Codiroli ..... 12	1904 Plank ..... 17
1901 Fraser ..... 20	1945 Christopher ..... 13	1984 Burris ..... 13	Waddell ..... 17
1902 Waddell ..... 24	1946 Marchildon ..... 13	1985 Codiroli ..... 14	Henley ..... 17
1903 Plank ..... 23	1947 Marchildon ..... 19	1986 Young ..... 13	1905 Plank ..... 12
1904 Plank ..... 26	1948 Fowler ..... 15	<b>1987 Stewart</b> ..... 20	Henley ..... 12
<b>1905 Waddell</b> ..... 26	1949 Kellner ..... 20	1988 Stewart ..... 21	1906 Waddell ..... 16
1906 Plank ..... 19	1950 Hooper ..... 15	1989 Stewart ..... 21	1907 Plank ..... 16
1907 Plank ..... 24	1951 Shantz ..... 18	<b>1990 Welch</b> ..... 27	1908 Vickers ..... 19
1908 Vickers ..... 18	<b>1952 Shantz</b> ..... 24	1991 Moore ..... 17	1909 Morgan ..... 11
1909 Plank ..... 19	1953 Kellner ..... 11	1992 Moore ..... 17	Coombs ..... 11
<b>1910 Coombs</b> ..... 31	Byrd ..... 11	1993 Witt ..... 14	1910 Morgan ..... 12
<b>1911 Coombs</b> ..... 28	1954 Portocarrero ..... 9	1994 Darling ..... 10	1911 Coombs ..... 12
1912 Plank ..... 26	1955 Ditmar ..... 12	1995 Stottlemire ..... 14	1912 Brown ..... 11
1913 Bender ..... 21	1956 Ditmar ..... 12	1996 Wasdin ..... 8	1913 Brown ..... 11
1914 Bender ..... 17	1957 Trucks ..... 9	1997 Small ..... 9	1914 Bush ..... 12
Bush ..... 17	Morgan ..... 9	1998 Rogers ..... 16	<b>1915 Wyckoff</b> ..... 22
1915 Wyckoff ..... 10	1958 Garver ..... 12	1999 Heredia ..... 13	<b>1916 Bush</b> ..... 24
1916 Bush ..... 15	1959 Daley ..... 16	<b>2000 Hudson</b> ..... 20	1917 Bush ..... 17
1917 Bush ..... 11	1960 Daley ..... 16	<b>2001 Mulder</b> ..... 21	<b>1918 Perry</b> ..... 19
1918 Perry ..... 21	1961 Bass ..... 11	<b>2002 Zito</b> ..... 23	1919 Naylor ..... 18
1919 Johnson ..... 9	1962 Rakow ..... 14	2003 Hudson ..... 16	<b>1920 Perry</b> ..... 25
Kinney ..... 9	1963 Wickersham ..... 12	2004 Mulder ..... 17	<b>1921 Rommel</b> ..... 23
1920 Perry ..... 11	Pena ..... 12	2005 Haren ..... 14	<b>1922 Harriss</b> ..... 20
1921 Rommel ..... 16	1964 Pena ..... 12	Zito ..... 14	<b>1923 Rommel</b> ..... 19
<b>1922 Rommel</b> ..... 27	1965 Sheldon ..... 10	2006 Blanton ..... 16	1924 Rommel ..... 15
1923 Rommel ..... 18	Talbot ..... 10	Zito ..... 16	1925 Walberg ..... 14
1924 Rommel ..... 18	1966 Krausse ..... 14	2007 Haren ..... 15	1926 Grove ..... 13
<b>1925 Rommel</b> ..... 21	1967 Hunter ..... 13	2008 Duchscherer ..... 10	1927 Grove ..... 13
1926 Grove ..... 13	1968 Odom ..... 16	2009 Anderson ..... 11	1928 Walberg ..... 12
1927 Grove ..... 20	1969 Odom ..... 15	2010 Cahill ..... 18	1929 Walberg ..... 11
<b>1928 Grove</b> ..... 24	Dobson ..... 15	2011 Gonzalez ..... 16	1930 Earnshaw ..... 13
<b>1929 Earnshaw</b> ..... 24	1970 Hunter ..... 18	2012 Milone ..... 13	1931 Walberg ..... 12
<b>1930 Grove</b> ..... 28	1971 Blue ..... 24	Parker ..... 13	1932 Earnshaw ..... 13
<b>1931 Grove</b> ..... 31	1972 Hunter ..... 21	2013 Colón ..... 18	Mahaffey ..... 13
1932 Grove ..... 25	1973 Holtzman ..... 21	2014 Kazmir ..... 15	1933 Walberg ..... 13
<b>1933 Grove</b> ..... 24	Hunter ..... 21	2015 Gray ..... 14	1934 Cain ..... 17
1934 Marcum ..... 14	<b>1974 Hunter</b> ..... 25	2016 Graveman ..... 10	1935 Dietrich ..... 13
1935 Marcum ..... 17	1975 Blue ..... 22	2017 Manaea ..... 12	<b>1936 Rhodes</b> ..... 20
1936 Kelley ..... 15	1976 Blue ..... 18	2018 Manaea ..... 12	<b>1937 Kelley</b> ..... 21
1937 Kelley ..... 13	1977 Blue ..... 14		<b>1938 Caster</b> ..... 20
1938 Caster ..... 16	1978 Johnson ..... 11	<b>Losses</b>	1939 Ross ..... 14
1939 Nelson ..... 10	1979 Langford ..... 12	1901 Fraser ..... 15	<b>1940 Caster</b> ..... 19
1940 Babich ..... 14	1980 Norris ..... 22	1902 Plank ..... 15	1941 Marchildon ..... 15
1941 Knott ..... 13	1981 McCatty ..... 14	1903 Plank ..... 16	1942 Wolff ..... 15
1942 Marchildon ..... 17	1982 Langford ..... 11	Waddell ..... 16	Harris ..... 15
1943 Flores ..... 12	Keough ..... 11		<b>1943 Harris</b> ..... 21

1944	Newsom	.....15	2003	Zito	.....12	1949	Fowler	.....3.74	2016	Graveman	.....4.11
1945	Newsom	.....20	2004	Redman	.....12	1950	Brissie	.....4.02	2017	Manaea	.....4.37
1946	Marchildon	.....16	2005	Zito	.....13	1951	Shantz	.....3.95	2018	Manaea	.....3.59
	Knerr	.....16	2006	Haren	.....13	1952	Shantz	.....2.48	<b>Games</b>		
	Fowler	.....16	2007	Gaudin	.....13	1953	Fricano	.....3.88	1901	Fraser	.....40
1947	Flores	.....13	2008	Smith	.....16	1954	Portocarrero	.....4.06	1902	Plank	.....36
1948	Marchildon	.....15	2009	Cahill	.....13	1955	Kellner	.....4.20	1903	Plank	.....43
1949	Coleman	.....14	2010	Braden	.....14	1956	Gorman	.....3.84	1904	Waddell	.....46
1950	Kellner	.....20	2011	Cahill	.....14	1957	Trucks	.....3.03	1905	Waddell	.....46
1951	Kellner	.....14	2012	Ross	.....11	1958	Herbert	.....3.50	1906	Waddell	.....43
1952	Byrd	.....15	2013	Griffin	.....10	1959	Daley	.....3.17	1907	Waddell	.....44
	Hooper	.....15	2014	Gray	.....10	1960	Herbert	.....3.27	1908	Vickers	.....53
1953	Byrd	.....20	2015	Chavez	.....15	1961	Archer	.....3.20	1909	Plank	.....34
1954	Portocarrero	.....18	2016	Graveman	.....11	1962	Rakow	.....4.25		Bender	.....34
1955	Ditmar	.....12		Gray	.....11	1963	Drabowsky	.....3.05	1910	Coombs	.....45
1956	Ditmar	.....22	2017	Gossett	.....11	1964	Pena	.....4.44	1911	Coombs	.....47
1957	Garver	.....13	2018	Manaea	.....9	1965	O'Donoghue	.....4.14	1912	Coombs	.....40
1958	Terry	.....13	<b>ERA</b>			1966	Krausse	.....2.98	1913	Bender	.....48
1959	Daley	.....13	1901	Plank	.....3.31	1967	Hunter	.....2.80	1914	Bush	.....38
	Garver	.....13	1902	Waddell	.....2.05	1968	Nash	.....2.28		Shawkey	.....38
1960	Daley	.....16	1903	Plank	.....2.38	1969	Odum	.....2.92	1915	Wyckoff	.....43
1961	Archer	.....15	1904	Waddell	.....1.62	1970	Segui	.....2.56	1916	Myers	.....44
1962	Rakow	.....17	1905	Waddell	.....1.48	1971	Blue	.....1.82	1917	Myers	.....38
1963	Pena	.....20	1906	Waddell	.....2.21	1972	Hunter	.....2.04	1918	Perry	.....44
1964	Segui	.....17	1907	Bender	.....2.05	1973	Holtzman	.....2.97	1919	Kinney	.....43
1965	O'Donoghue	.....18	1908	Coombs	.....2.00	1974	Hunter	.....2.49	1920	Perry	.....42
1966	Hunter	.....11	1909	Krause	.....1.39	1975	Blue	.....3.01		Naylor	.....42
1967	Hunter	.....17	1910	Coombs	.....1.30	1976	Blue	.....2.35	1921	Rommel	.....46
	Nash	.....17	1911	Plank	.....2.10	1977	Blue	.....3.83	1922	Rommel	.....51
	Krausse	.....17	1912	Plank	.....2.21	1978	Keough	.....3.24	1923	Rommel	.....56
1968	Dobson	.....14	1913	Bender	.....2.21	1979	McCatty	.....4.22	1924	Rommel	.....43
1969	Hunter	.....15	1914	Bender	.....2.26	1980	Norris	.....2.53	1925	Walberg	.....53
1970	Dobson	.....15	1915	Wyckoff	.....3.52	1981	McCatty	.....3.99	1926	Pate	.....47
1971	Odum	.....12	1916	Bush	.....2.57	1982	McCatty	.....3.99	1927	Grove	.....51
1972	Holtzman	.....11	1917	Bush	.....2.47	1983	Krueger	.....3.61	1928	Rommel	.....43
1973	Holtzman	.....13	1918	Perry	.....1.98	1984	Burriss	.....3.15	1929	Earnshaw	.....44
1974	Holtzman	.....17	1919	Naylor	.....3.34	1985	Sutton	.....3.89	1930	Grove	.....50
1975	Holtzman	.....14	1920	Rommel	.....2.84	1986	Haas	.....2.74	1931	Walberg	.....44
1976	Blue	.....13	1921	Rommel	.....3.95	1987	Stewart	.....3.68	1932	Grove	.....44
1977	Langford	.....19	1922	Rommel	.....3.28	1988	Stewart	.....3.23	1933	Grove	.....45
	Blue	.....19	1923	Rommel	.....3.27	1989	Moore	.....2.61	1934	Cascarella	.....42
1978	Keough	.....15	1924	Baumgartner	.....2.88	1990	Stewart	.....2.56	1935	Dietrich	.....43
1979	Keough	.....17	1925	Gray	.....3.39	1991	Moore	.....2.96	1936	Kelley	.....35
1980	Kingman	.....20	1926	Grove	.....2.51	1992	Welch	.....3.27		Rhodes	.....35
1981	Langford	.....10	1927	Quinn	.....3.18	1993	Witt	.....4.29	1937	Kelley	.....41
1982	Keough	.....18	1928	Grove	.....2.57	1994	Ontiveros	.....2.65	1938	Smith	.....43
1983	Codirolis	.....12	1929	Grove	.....2.82	1995	Ontiveros	.....4.37	1939	Dean	.....54
1984	McCatty	.....14	1930	Grove	.....2.54	1996	Prieto	.....4.15	1940	Heusser	.....41
1985	Codirolis	.....14	1931	Grove	.....2.05	1997	Small	.....4.28	1941	Ferrick	.....36
1986	Rijo	.....11	1932	Grove	.....2.84	1998	Rogers	.....3.17	1942	Marchildon	.....38
1987	Stewart	.....13	1933	Grove	.....3.21	1999	Hudson	.....3.23	1943	Wolff	.....41
1988	Stewart	.....12	1934	Cain	.....4.40	2000	Heredia	.....4.12	1944	Berry	.....53
1989	Moore	.....11	1935	Marcum	.....4.07	2001	Hudson	.....3.37	1945	Berry	.....52
1990	Moore	.....15	1936	Kelley	.....3.87	2002	Zito	.....2.75	1946	Savage	.....40
1991	Welch	.....13	1937	Smith	.....3.93	2003	Hudson	.....2.70	1947	Christopher	.....44
1992	Moore	.....12	1938	Caster	.....4.36	2004	Hudson	.....3.53		Savage	.....44
1993	Witt	.....13	1939	Nelson	.....4.77	2005	Blanton	.....3.53	1948	Harris	.....45
1994	Darling	.....11	1940	Babich	.....3.73	2006	Zito	.....3.83	1949	Kellner	.....38
1995	Van Poppel	.....8	1941	Marchildon	.....3.57	2007	Haren	.....3.07		Scheib	.....38
1996	Johns	.....12	1942	Wolff	.....3.32	2008	Smith	.....4.16	1950	Brissie	.....46
1997	Karsay	.....12	1943	Flores	.....3.12	2009	Anderson	.....4.06	1951	Scheib	.....46
1998	Candiotti	.....16	1944	Newsom	.....2.82	2010	Cahill	.....2.97	1952	Hooper	.....43
1999	Haynes	.....12	1945	Christopher	.....3.17	2011	Gonzalez	.....3.12	1953	Martin	.....53
2000	Appier	.....11	1946	Flores	.....2.32	2012	Parker	.....3.47	1954	Burtschy	.....38
	Heredia	.....11	1947	Fowler	.....2.81	2013	Colón	.....2.65	1955	Gorman	.....57
2001	Hudson	.....9	1948	Fowler	.....3.78	2014	Gray	.....3.08	1956	Crimian	.....54
2002	Lidle	.....10				2015	Gray	.....2.73			

## Athletics Year-By-Year Pitching Leaders, continued

1957 Trucks.....	48
1958 Gorman.....	50
1959 Grim.....	40
1960 Kutyna.....	51
1961 Kunkel.....	58
1962 Wyatt.....	59
1963 Wyatt.....	63
<b>1964 Wyatt.....</b>	<b>81</b>
1965 Dickson.....	68
1966 Aker.....	66
1967 Aker.....	57
1968 Aker.....	54
1969 Lindblad.....	60
Fingers.....	60
1970 Grant.....	72
1971 Fingers.....	48
1972 Fingers.....	65
1973 Fingers.....	62
<b>1974 Fingers.....</b>	<b>76</b>
<b>1975 Fingers.....</b>	<b>75</b>
1976 Fingers.....	70
1977 Lacey.....	64
1978 Lacey.....	74
1979 Heaverlo.....	62
1980 Lacey.....	47
1981 Jones.....	33
1982 Underwood.....	56
1983 Underwood.....	51
1984 Caudill.....	68
1985 Howell.....	63
1986 Ontiveros.....	46
1987 Eckersley.....	54
Nelson.....	54
1988 Eckersley.....	60
1989 Honeycutt.....	64
1990 Eckersley.....	63
1991 Eckersley.....	67
1992 Eckersley.....	69
1993 Eckersley.....	64
1994 Eckersley.....	45
1995 Eckersley.....	52
1996 Groom.....	72
Mohler.....	72
1997 Groom.....	78
1998 Groom.....	75
1999 Groom.....	76
2000 Tam.....	72
2001 Tam.....	70
<b>2002 Koch.....</b>	<b>84</b>
2003 Bradford.....	72
Foulke.....	72
2004 Bradford.....	68
2005 Rincon.....	67
Street.....	67
2006 Calero.....	70
2007 Embree.....	68
2008 Embree.....	70
2009 Wuertz.....	74
2010 Breslow.....	75
2011 Breslow.....	67
Fuentes.....	67
2012 Balfour.....	75
2013 Cook.....	71
2014 Gregerson.....	72
Otero.....	72

2015 Abad.....	62
2016 Dull.....	70
2017 Coulombe.....	72
2018 Petit.....	74

### Games Started

1901 Fraser.....	37
1902 Plank.....	32
<b>1903 Plank.....</b>	<b>40</b>
1904 Waddell.....	46
<b>1905 Plank.....</b>	<b>41</b>
1906 Waddell.....	34
1907 Plank.....	40
1908 Vickers.....	33
1909 Plank.....	33
1910 Coombs.....	38
<b>1911 Coombs.....</b>	<b>40</b>
1912 Coombs.....	32
1913 Brown.....	35
1914 Shawkey.....	31
1915 Wyckoff.....	34
1916 Myers.....	35
1917 Bush.....	31
<b>1918 Perry.....</b>	<b>36</b>
1919 Johnson.....	25
1920 Naylor.....	36
1921 Rommel.....	32
1922 Rommel.....	33
1923 Hasty.....	36
1924 Rommel.....	34
<b>1925 Harriss.....</b>	<b>33</b>
1926 Grove.....	33
1927 Walberg.....	34
1928 Grove.....	31
<b>1929 Grove.....</b>	<b>37</b>
<b>1930 Earnshaw.....</b>	<b>39</b>
1931 Walberg.....	35
1932 Walberg.....	34
1933 Cain.....	32
1934 Cain.....	32
1935 Marcum.....	27
1936 Rhodes.....	28
1937 Caster.....	33
<b>1938 Caster.....</b>	<b>40</b>
1939 Ross.....	28
1940 Babich.....	30
1941 Marchildon.....	27
1942 Marchildon.....	31
1943 Flores.....	27
Harris.....	27
1944 Newsom.....	33
1945 Newsom.....	34
1946 Marchildon.....	29
1947 Marchildon.....	35
1948 Marchildon.....	30
1949 Coleman.....	30
1950 Brissie.....	31
1951 Kellner.....	29
1952 Shantz.....	33
Kellner.....	33
1953 Byrd.....	37
1954 Portocarrero.....	33
1955 Kellner.....	24
1956 Ditmar.....	34
1957 Garver.....	23

1958 Terry.....	33
1959 Garver.....	30
1960 Daley.....	35
1961 Archer.....	27
1962 Rakow.....	35
1963 Wickersham.....	33
1964 Segui.....	35
1965 Talbot.....	33
1966 Hunter.....	25
1967 Hunter.....	35
1968 Dobson.....	34
Hunter.....	34
1969 Dobson.....	35
Hunter.....	35
1970 Hunter.....	40
Dobson.....	40
1971 Blue.....	39
1972 Hunter.....	37
1973 Holtzman.....	40
1974 Hunter.....	41
1975 Holtzman.....	38
Blue.....	38
1976 Torrez.....	39
1977 Blue.....	38
1978 Keough.....	32
1979 Langford.....	29
1980 Langford.....	33
Norris.....	33
1981 Langford.....	24
1982 Keough.....	34
1983 Codiroli.....	31
1984 McCatty.....	30
1985 Codiroli.....	37
1986 Young.....	27
1987 Stewart.....	37
<b>1988 Stewart.....</b>	<b>37</b>
<b>1989 Stewart.....</b>	<b>36</b>
<b>1990 Stewart.....</b>	<b>36</b>
<b>1991 Stewart.....</b>	<b>35</b>
<b>Welch.....</b>	<b>35</b>
<b>1992 Moore.....</b>	<b>36</b>
1993 Witt.....	33
<b>1994 Darling.....</b>	<b>25</b>
1995 Stottlemire.....	31
1996 Wengert.....	25
1997 Karsay.....	24
1998 Rogers.....	34
1999 Heredia.....	33
2000 Heredia.....	32
Hudson.....	32
<b>2001 Hudson.....</b>	<b>35</b>
Zito.....	35
<b>2002 Zito.....</b>	<b>35</b>
2003 Zito.....	35
2004 Zito.....	34
<b>2005 Zito.....</b>	<b>35</b>
<b>2006 Haren.....</b>	<b>34</b>
Zito.....	34
<b>2007 Blanton.....</b>	<b>34</b>
Gaudin.....	34
Haren.....	34
2008 Smith.....	32
2009 Cahill.....	32
2010 Gonzalez.....	33
2011 Cahill.....	34

2012 Milone.....	31
2013 Griffin.....	32
Parker.....	32
2014 Gray.....	33
2015 Gray.....	31
2016 Graveman.....	31
2017 Manaea.....	29
2018 Manaea.....	27

### Complete Games

1901 Fraser.....	35
1902 Plank.....	31
<b>1903 Waddell.....</b>	<b>34</b>
1904 Waddell.....	39
<b>1905 Plank.....</b>	<b>35</b>
1906 Bender.....	24
1907 Plank.....	33
1908 Vickers.....	21
Plank.....	21
1909 Plank.....	24
Bender.....	24
1910 Coombs.....	35
1911 Coombs.....	26
1912 Plank.....	24
1913 Plank.....	18
1914 Shawkey.....	18
1915 Wyckoff.....	20
1916 Myers.....	31
1917 Bush.....	17
<b>1918 Perry.....</b>	<b>30</b>
1919 Naylor.....	17
1920 Perry.....	20
Naylor.....	20
1921 Rommel.....	20
1922 Rommel.....	22
1923 Rommel.....	19
1924 Rommel.....	21
1925 Harriss.....	15
1926 Grove.....	20
1927 Walberg.....	15
1928 Grove.....	24
1929 Grove.....	21
1930 Grove.....	22
<b>1931 Grove.....</b>	<b>27</b>
<b>1932 Grove.....</b>	<b>27</b>
<b>1933 Grove.....</b>	<b>21</b>
1934 Marcum.....	17
1935 Marcum.....	19
1936 Kelley.....	20
1937 Caster.....	19
1938 Caster.....	20
1939 Nelson.....	12
1940 Babich.....	16
1941 Marchildon.....	14
1942 Marchildon.....	18
1943 Harris.....	15
1944 Newsom.....	18
1945 Christopher.....	17
1946 Marchildon.....	16
1947 Marchildon.....	21
1948 Fowler.....	16
1949 Kellner.....	19
1950 Kellner.....	15
Brissie.....	15
1951 Shantz.....	13

1952 Shantz.....27	2011 McCarthy.....5	<b>Innings Pitched</b>	1967 Hunter.....260
1953 Kellner.....14	2012 Milone.....1	1901 Fraser.....331	1968 Hunter.....234
1954 Portocarrero.....16	2013 Colón.....3	1902 Plank.....300	1969 Hunter.....247
1955 Ditmar.....7	2014 Gray.....2	1903 Plank.....336	1970 Dobson.....267
1956 Ditmar.....14	Kazmir.....2	1904 Waddell.....383	1971 Blue.....213
1957 Garver.....6	Samardzija.....2	1905 Plank.....347	1972 Hunter.....295
1958 Garver.....10	2015 Gray.....3	1906 Waddell.....273	1973 Holtzman.....297
1959 Daley.....12	2016 Graveman.....2	1907 Plank.....344	1974 Hunter.....318
1960 Herbert.....14	2017 Mengden.....1	1908 Vickers.....300	1975 Blue.....278
1961 Archer.....9	2018 Manaea.....1	1909 Plank.....275	1976 Blue.....298
1962 Rakow.....11	Mengden.....1	1910 Coombs.....353	1977 Blue.....279.2
1963 Drabowsky.....9		1911 Coombs.....337	1978 Keough.....197.1
Pena.....9		1912 Coombs.....262	1979 Langford.....219.0
1964 Pena.....5	<b>Saves</b>	1913 Bender.....237	<b>1980 Langford.....290.0</b>
1965 Segui.....5	1969 Fingers.....12	1914 Shawkey.....237	1981 Langford.....195.1
1966 Nash.....5	1970 Grant.....24	1915 Wyckoff.....276	1982 Langford.....237.1
1967 Hunter.....13	<b>1971 Fingers.....17</b>	1916 Myers.....315	1983 Codiroli.....205.2
1968 Nash.....12	1972 Fingers.....22	1917 Bush.....233	1984 Burris.....211.2
1969 Dobson.....11	1973 Fingers.....18	<b>1918 Perry.....332</b>	1985 Codiroli.....226.0
1970 Dobson.....13	1974 Fingers.....18	1919 Naylor.....205	1986 Young.....198.0
1971 Blue.....24	1975 Fingers.....24	1920 Perry.....264	1987 Stewart.....261.1
1972 Holtzman.....16	1976 Fingers.....20	1921 Rommel.....285	<b>1988 Stewart.....275.2</b>
Hunter.....16	1977 Bair.....7	1922 Rommel.....294	1989 Stewart.....257.2
1973 Holtzman.....16	Lacey.....7	1923 Rommel.....298	<b>1990 Stewart.....267.0</b>
1974 Hunter.....23	1978 Sosa.....14	1924 Rommel.....278	1991 Stewart.....226.0
1975 Holtzman.....13	1979 Heaverlo.....9	1925 Rommel.....261	1992 Moore.....223.0
Blue.....13	1980 Lacey.....6	1926 Grove.....258	1993 Witt.....220.0
1976 Blue.....20	1981 Beard.....3	1927 Grove.....262	1994 Darling.....160.0
1977 Blue.....16	Jones.....3	1928 Grove.....262	1995 Stottlemyre.....209.2
1978 Johnson.....7	1982 Beard.....11	1929 Grove.....275	1996 Wengert.....161.1
1979 Langford.....14	1983 Beard.....10	1930 Earnshaw.....296	1997 Wengert.....134.0
<b>1980 Langford.....28</b>	1984 Caudill.....36	<b>1931 Walberg.....291</b>	1998 Rogers.....238.2
<b>1981 Langford.....18</b>	1985 Howell.....29	1932 Grove.....292	1999 Heredia.....200.1
1982 Langford.....15	1986 Howell.....16	1933 Grove.....275	2000 Hudson.....202.1
1983 Codiroli.....7	1987 Eckersley.....16	1934 Marcum.....232	2001 Hudson.....235.0
1984 Burris.....5	Howell.....16	1935 Marcum.....243	2002 Hudson.....238.1
1985 Codiroli.....4	<b>1988 Eckersley.....45</b>	1936 Kelley.....235	2003 Hudson.....240.0
1986 Andujar.....7	1989 Eckersley.....33	1937 Caster.....232	2004 Mulder.....225.2
1987 Stewart.....8	1990 Eckersley.....48	1938 Caster.....281	2005 Zito.....228.1
<b>1988 Stewart.....14</b>	1991 Eckersley.....43	1939 Nelson.....198	2006 Haren.....223.0
1989 Stewart.....8	<b>1992 Eckersley.....51</b>	1940 Babich.....229	2007 Blanton.....230.0
<b>1990 Stewart.....11</b>	1993 Eckersley.....36	1941 Marchildon.....204	2008 Smith.....190.1
1991 Welch.....7	1994 Eckersley.....19	1942 Marchildon.....244	2009 Cahill.....178.2
1992 Darling.....4	1995 Eckersley.....29	1943 Flores.....231	2010 Gonzalez.....200.2
1993 Witt.....5	1996 Taylor.....23	1944 Newsom.....265	2011 Cahill.....207.2
1994 Witt.....5	1997 Taylor.....23	1945 Newsom.....257	2012 Milone.....190.0
1995 Ontiveros.....2	1998 Taylor.....33	1946 Marchildon.....227	2013 Griffin.....200.0
Stottlemyre.....2	1999 Taylor.....26	1947 Marchildon.....277	2014 Gray.....219.0
1996 Prieto.....2	2000 Isringhausen.....33	1948 Marchildon.....226	2015 Gray.....208.0
1997 Oquist.....1	2001 Isringhausen.....34	1949 Kellner.....245	2016 Graveman.....186.0
Wengert.....1	2002 Koch.....44	1950 Brissie.....246	2017 Manaea.....158.2
1998 Rogers.....7	<b>2003 Foulke.....43</b>	1951 Kellner.....210	2018 Manaea.....160.2
1999 Rogers.....3	2004 Dotel.....22	1952 Shantz.....280	
2000 Heredia.....2	2005 Street.....23	1953 Byrd.....237	<b>Strikeouts</b>
Hudson.....2	2006 Street.....37	1954 Portocarrero.....248	1901 Fraser.....110
2001 Mulder.....6	2007 Embree.....17	1955 Ditmar.....175	<b>1902 Waddell.....210</b>
2002 Hudson.....4	2008 Street.....18	1956 Ditmar.....254	<b>1903 Waddell.....302</b>
<b>2003 Mulder.....9</b>	2009 Bailey.....26	1957 Garver.....145	<b>1904 Waddell.....349</b>
2004 Mulder.....5	2010 Bailey.....25	1958 Terry.....217	<b>1905 Waddell.....287</b>
2005 Haren.....3	2011 Bailey.....24	1959 Daley.....216	<b>1906 Waddell.....196</b>
2006 Haren.....2	2012 Balfour.....24	1960 Herbert.....253	<b>1907 Waddell.....232</b>
Loaiza.....2	2013 Balfour.....38	1961 Archer.....205	1908 Dygert.....164
2007 Blanton.....3	2014 Doolittle.....22	1962 Rakow.....235	1909 Bender.....161
2008 Smith.....2	2015 Clippard.....17	1963 Wickersham.....238	1910 Coombs.....224
2009 Anderson.....1	2016 Madson.....30	1964 Pena.....219	1911 Coombs.....185
Tomko.....1	2017 Casilla.....16	1965 Talbot.....198	1912 Coombs.....120
2010 Braden.....5	2018 Treinen.....38	1966 Krausse.....178	1913 Plank.....151

## Athletics Year-By-Year Pitching Leaders, continued

1914 Plank..... 110	1977 Blue..... 157	1919 Kinney..... 91	1982 Keough..... 101
1915 Wyckoff..... 157	1978 Keough..... 108	1920 Naylor..... 86	1983 Conroy..... 98
1916 Myers..... 182	1979 Langford..... 101	1921 Moore..... 122	1984 Burris..... 90
1917 Bush..... 121	1980 Norris..... 180	1922 Harriss..... 94	1985 Birtsas..... 91
1918 Perry..... 81	1981 McCatty..... 91	1923 Rommel..... 108	1986 Rijo..... 108
1919 Kinney..... 97	1982 Norris..... 83	1924 Rommel..... 94	1987 Stewart..... 105
1920 Naylor..... 90	1983 Conroy..... 112	<b>1925 Grove..... 131</b>	1988 Stewart..... 110
1921 Harriss..... 92	1984 Burris..... 93	1926 Grove..... 101	1989 Moore..... 83
1922 Harriss..... 102	1985 Codiroli..... 111	1927 Walberg..... 91	1990 Moore..... 84
1923 Harriss..... 89	1986 Rijo..... 176	1928 Earnshaw..... 100	1991 Moore..... 105
1924 Rommel..... 72	1987 Stewart..... 205	<b>1929 Earnshaw..... 125</b>	Stewart..... 105
<b>1925 Grove..... 116</b>	1988 Stewart..... 192	1930 Earnshaw..... 139	1992 Moore..... 103
<b>1926 Grove..... 194</b>	1989 Moore..... 172	1931 Walberg..... 109	1993 Witt..... 91
<b>1927 Grove..... 174</b>	1990 Stewart..... 166	1932 Walberg..... 103	<b>1994 Van Poppel..... 89</b>
<b>1928 Grove..... 183</b>	1991 Moore..... 153	1933 Cain..... 137	1995 Stottlemire..... 80
<b>1929 Grove..... 170</b>	1992 Stewart..... 130	1934 Cain..... 128	1996 Johns..... 69
<b>1930 Grove..... 209</b>	1993 Witt..... 131	1935 Dietrich..... 101	1997 Prieto..... 70
<b>1931 Grove..... 175</b>	1994 Witt..... 111	1936 Rhodes..... 102	1998 Haynes..... 88
1932 Grove..... 188	1995 Stottlemire..... 205	1937 Caster..... 107	1999 Haynes..... 80
1933 Grove..... 114	1996 Reyes..... 78	1938 Caster..... 117	2000 Appier..... 102
1934 Marcum..... 92	1997 Karsay..... 92	1939 Ross..... 95	2001 Zito..... 80
1935 Marcum..... 99	1998 Rogers..... 138	1940 Babich..... 80	2002 Zito..... 78
1936 Kelley..... 82	1999 Hudson..... 132	1941 Marchildon..... 118	2003 Zito..... 88
1937 Caster..... 100	2000 Hudson..... 169	<b>1942 Marchildon..... 140</b>	2004 Mulder..... 83
1938 Caster..... 112	2001 Zito..... 205	1943 Black..... 110	2005 Zito..... 89
1939 Nelson..... 75	2002 Zito..... 182	1944 Newsom..... 82	2006 Zito..... 99
1940 Babich..... 94	2003 Hudson..... 162	1945 Newsom..... 103	2007 Gaudin..... 100
1941 Marchildon..... 74	2004 Harden..... 167	1946 Marchildon..... 114	2008 Smith..... 87
1942 Marchildon..... 110	2005 Zito..... 171	<b>1947 Marchildon..... 141</b>	2009 Cahill..... 72
1943 Flores..... 113	2006 Haren..... 176	1948 Marchildon..... 131	2010 Gonzalez..... 92
1944 Newsom..... 142	2007 Haren..... 192	1949 Kellner..... 129	<b>2011 Gonzalez..... 91</b>
1945 Newsom..... 127	2008 Eveland..... 118	1950 Brissie..... 117	2012 Parker..... 63
1946 Marchildon..... 95	2009 Anderson..... 150	1951 Kellner..... 93	2013 Parker..... 63
1947 Marchildon..... 128	2010 Gonzalez..... 171	1952 Byrd..... 98	2014 Gray..... 74
1948 Brissie..... 127	2011 Gonzalez..... 197	1953 Byrd..... 115	2015 Gray..... 59
1949 Brissie..... 118	2012 Parker..... 140	1954 Portocarrero..... 114	2016 Graveman..... 47
1950 Brissie..... 101	2013 Griffin..... 171	1955 Ditmar..... 86	2017 Manaea..... 55
1951 Kellner..... 94	2014 Gray..... 183	1956 Ditmar..... 108	2018 Cahill..... 41
1952 Shantz..... 152	2015 Gray..... 169	1957 Trucks..... 62	
1953 Byrd..... 122	2016 Manaea..... 124	1958 Garver..... 66	
1954 Portocarrero..... 132	2017 Manaea..... 140	1959 Daley..... 62	
1955 Ditmar..... 79	2018 Manaea..... 108	Herbert..... 62	
1956 Ditmar..... 126		Daley..... 96	
1957 Terry..... 80	<b>Walks</b>	1961 Walker..... 96	
1958 Terry..... 134	<b>1901 Fraser..... 132</b>	1962 Pfister..... 106	
1959 Daley..... 125	1902 Husting..... 91	1963 Wickersham..... 79	
1960 Daley..... 126	1903 Waddell..... 85	1964 Segui..... 94	
1961 Archer..... 110	1904 Waddell..... 91	1965 Talbot..... 86	
1962 Rakow..... 159	1905 Waddell..... 90	1966 Hunter..... 64	
1963 Pena..... 128	Bender..... 90	1967 Nash..... 87	
1964 Pena..... 184	1906 Waddell..... 92	1968 Odom..... 98	
1965 Segui..... 119	1907 Plank..... 85	1969 Odom..... 112	
1966 Hunter..... 103	Dygert..... 85	1970 Odom..... 100	
1967 Hunter..... 196	<b>1908 Dygert..... 97</b>	1971 Blue..... 88	
1968 Hunter..... 172	1909 Coombs..... 73	1972 Odom..... 87	
1969 Odom..... 150	<b>1910 Morgan..... 117</b>	1973 Blue..... 105	
Hunter..... 150	1911 Coombs..... 119	1974 Blue..... 98	
1970 Hunter..... 178	1912 Coombs..... 94	1975 Holtzman..... 108	
1971 Blue..... 301	1913 Houck..... 122	1976 Torrez..... 87	
1972 Hunter..... 191	1914 Wyckoff..... 103	1977 Blue..... 86	
1973 Blue..... 158	<b>1915 Wyckoff..... 165</b>	1978 Keough..... 85	
1974 Blue..... 174	<b>1916 Myers..... 168</b>	1979 Norris..... 94	
1975 Blue..... 189	1917 Bush..... 111	1980 McCatty..... 99	
1976 Blue..... 166	1918 Perry..... 111	1981 Norris..... 63	

**Bold denotes tied or led league**



# ATHLETICS HOME RUN HISTORY

## 20 OR MORE HOME RUNS IN A SEASON

NO.	PLAYER	YEAR	NO.	PLAYER	YEAR	NO.	PLAYER	YEAR
58	Jimmie Foxx	1932		Miguel Tejada	2000		Sam Chapman	1940
52	Mark McGwire	1996		Brandon Moss	2013		Eddie Joost	1949
49	Mark McGwire	1987	29	Gus Zernial	1952		Sam Chapman	1950
48	Jimmie Foxx	1933		Reggie Jackson	1968		Ken Harrelson	1965
	<b>Khris Davis</b>	<b>2018</b>		Sal Bando	1973		Reggie Jackson	1970
47	Reggie Jackson	1969		Reggie Jackson	1974		Billy Williams	1975
44	Jimmie Foxx	1934		Gene Tenace	1975		Ruben Sierra	1994
	Jose Canseco	1991		Eric Chavez	2003		Jose Canseco	1997
43	Jason Giambi	2000		Eric Chavez	2004		Jermaine Dye	2004
	<b>Khris Davis</b>	<b>2017</b>		Josh Willingham	2011		Yoenis Cespedes	2012
42	Gus Zernial	1953		Josh Donaldson	2014		Jed Lowrie	2018
	Jose Canseco	1988		<b>Matt Olson</b>	<b>2018</b>	22	Al Simmons	1931
	Mark McGwire	1992	28	Bob Johnson	1935		Bob Johnson	1941
	<b>Khris Davis</b>	<b>2016</b>		Jim Gentile	1964		Eddie Robinson	1953
39	Mark McGwire	1990		Tony Armas	1982		Bert Campaneris	1970
	Mark McGwire	1995		Rickey Henderson	1990		Sal Bando	1974
	Frank Thomas	2006		Ben Grieve	1999		Joe Rudi	1974
38	Bob Cerv	1958	27	Joe Hauser	1924		Gene Tenace	1976
	Matt Stairs	1999		Gus Zernial	1957		Wayne Gross	1977
	Jason Giambi	2001		Don Mincher	1970		Jeff Newman	1979
37	Tilly Walker	1922		Sal Bando	1976		Tony Armas	1981
	Jimmie Foxx	1930		Dwayne Murphy	1982		Mike Davis	1987
	Jose Canseco	1990		Matt Stairs	1997		Dave Parker	1989
36	Al Simmons	1930		Jason Giambi	1998		Mark McGwire	1991
	Jimmie Foxx	1935		Ben Grieve	2000		Jose Canseco	1992
	Reggie Jackson	1975		Miguel Tejada	2003		Ruben Sierra	1993
	Geronimo Berroa	1996		Eric Chavez	2005		Geronimo Berroa	1995
35	Al Simmons	1932		<b>Marcus Semien</b>	<b>2016</b>		Scott Brosius	1996
	Tony Armas	1980		<b>Stephen Piscotty</b>	<b>2018</b>		Bobby Crosby	2004
	Dave Kingman	1984	26	Mike Epstein	1972		Erubiel Durazo	2004
	Dave Kingman	1986		Gene Tenace	1974		Eric Chavez	2006
	Terry Steinbach	1996		Matt Stairs	1998		Nick Swisher	2007
	John Jaha	1999		Eric Chavez	2000		Coco Crisp	2013
	Nick Swisher	2006		Jack Cust	2007		Yonder Alonso	2017
34	Al Simmons	1929		Yoenis Cespedes	2013	21	Bing Miller	1922
	Bob Johnson	1934	25	Bob Johnson	1936		Bob Johnson	1933
	Rocky Colavito	1964		Bob Johnson	1937		Harry Simpson	1956
	Mark McGwire	1997		Wally Moses	1937		Joe Rudi	1975
	Eric Chavez	2002		Sam Chapman	1941		Mitchell Page	1977
	Miguel Tejada	2002		Norm Siebern	1962		Miguel Tejada	1999
33	Jimmie Foxx	1929		Reggie Jackson	1972		Matt Stairs	2000
	Gus Zernial	1951		Dave Henderson	1991		Erubiel Durazo	2003
	Dwayne Murphy	1984		Jack Cust	2009		Ramon Hernandez	2003
	Jose Canseco	1986		Brandon Moss	2014		Nick Swisher	2005
	Mark McGwire	1989		Ryon Healy	2017		Brandon Moss	2012
	Jason Giambi	1999		Matt Joyce	2017	20	Frankie Hayes	1939
	Jack Cust	2008	24	Al Simmons	1925		Sam Chapman	1946
32	Reggie Jackson	1971		Sam Chapman	1949		Eddie Joost	1952
	Reggie Jackson	1973		Sal Bando	1971		Woodie Held	1957
	Mark McGwire	1988		Gene Tenace	1973		Bob Cerv	1959
	Eric Chavez	2001		Mike Davis	1985		Sal Bando	1970
	Josh Reddick	2012		Dave Henderson	1988		Dwayne Murphy	1985
31	Bob Johnson	1940		Jermaine Dye	2002		Dave Henderson	1990
	Sal Bando	1969		Josh Donaldson	2013		Harold Baines	1991
	Jose Canseco	1987		<b>Matt Olson</b>	<b>2017</b>		Dave Henderson	1993
	Miguel Tejada	2001		<b>Matt Chapman</b>	<b>2018</b>		Jason Giambi	1996
30	Jimmie Foxx	1931	23	Tilly Walker	1921		Jason Giambi	1997
	Bob Johnson	1938		Mickey Cochrane	1932		Eric Byrnes	2004
	Gus Zernial	1955		Mike Higgins	1935		Josh Reddick	2015
	Dave Kingman	1985		Bob Johnson	1939			

## Athletics Home Run History, continued

### HOME RUN LEADERS BY POSITION

#### Franchise – Career

P	John Odom (1964-75)	12
C	Terry Steinbach (1986-96)	116
1B	Mark McGwire (1986-97)	349
2B	Mark Ellis (2002-11)	84
3B	Eric Chavez (1998-10)	223
SS	Miguel Tejada (1997-03)	156
LF	Bob Johnson (1933-42)	201
CF	Dwayne Murphy (1978-87)	152
RF	Reggie Jackson (1967-75; 87)	225
DH	Dave Kingman (1984-86)	298

#### Franchise – Season

P	John Odom (1969)	5
C	Terry Steinbach (1996)	34
1B	Jimmie Foxx (1932)	51
2B	Mark Ellis (2007)	19
3B	Eric Chavez (2001)	32
SS	Miguel Tejada (2002)	34
LF	Gus Zernial (1953)	41
CF	Dwayne Murphy (1984)	33
RF	Reggie Jackson (1969)	45
DH	Khrist Davis (2018)	46

### GRAND SLAM LEADERS

#### Franchise – Career

1.	Jimmie Foxx (1925-35)	9
	Sam Chapman (1938-41, 45-51)	9
	Gus Zernial (1951-57)	9
	Mark McGwire (1986-97)	9
5.	Bob Johnson (1933-42)	8
	Terry Steinbach (1986-96)	8
	Jason Giambi (1995-01)	8
8.	Sal Bando (1966-76)	7
	Matt Stairs (1996-00)	7
	Miguel Tejada (1997-03)	7

#### Franchise – Season

1.	Jason Giambi (2000)	4
2.	Jimmie Foxx (1932)	3
	Jimmie Foxx (1934)	3
	Bob Johnson (1938)	3
	Gus Zernial (1952)	3
	Gene Tenace (1974)	3
	Dave Kingman (1984)	3
	Ben Grieve (2000)	3
	Miguel Tejada (2001)	3
	Brandon Moss (2014)	3

### INSIDE-THE-PARK HOME RUN LEADERS

#### Franchise – Career

1.	Danny Murphy (1902-13)	18
2.	Harry Davis (1901-11; 13-17)	9
	Stuffy McInnis (1909-17)	9
4.	Jimmie Foxx (1925-35)	8
5.	Eddie Collins (1906-14; 27-30)	7

#### Franchise – Season

1.	Danny Murphy (1904)	4
2.	10 times; last Jimmie Foxx (1931)	3

#### Oakland – Career

P	John Odom (1968-75)	12
C	Terry Steinbach (1986-96)	116
1B	Mark McGwire (1986-97)	349
2B	Mark Ellis (2002-11)	84
3B	Eric Chavez (1998-10)	223
SS	Miguel Tejada (1997-03)	156
LF	Rickey Henderson (1979-84; 89-95; 98)	156
CF	Dwayne Murphy (1978-87)	152
RF	Reggie Jackson (1968-75; 87)	225
DH	Dave Kingman (1984-86)	298

#### Oakland – Season

P	John Odom (1969)	5
C	Terry Steinbach (1996)	34
1B	Mark McGwire (1987)	48
2B	Mark Ellis (2007)	19
3B	Eric Chavez (2001)	32
SS	Miguel Tejada (2002)	34
LF	Khrist Davis (2017)	34
CF	Dwayne Murphy (1984)	33
RF	Reggie Jackson (1969)	45
DH	Khrist Davis (2018)	46

#### Oakland – Career

1.	Mark McGwire (1986-97)	9
2.	Terry Steinbach (1986-96)	8
	Jason Giambi (1995-01; 09)	8
4.	Sal Bando (1968-76)	7
	Matt Stairs (1996-00)	7
	Miguel Tejada (1997-03)	7
7.	Gene Tenace (1969-76)	6
8.	Joe Rudi (1968-76; 82)	5
	Dave Kingman (1984-86)	5
	Eric Chavez (1998-10)	5

#### Oakland – Season

1.	Jason Giambi (2000)	4
2.	Gene Tenace (1974)	3
	Dave Kingman (1984)	3
	Ben Grieve (2000)	3
	Miguel Tejada (2001)	3
	Brandon Moss (2014)	3
7.	27 times; last: Marcus Semien (2017)	2

#### Oakland – Career

1.	Reggie Jackson (1968-75; 87)	4
2.	18 times	1

#### Oakland – Season

1.	Reggie Jackson (1968)	2
2.	20 times; last Nick Swisher (2006)	1

## PINCH HIT HOME RUN LEADERS

### Franchise – Career

1.	Gus Zernial (1951-57).....	5
	Jeff Burroughs (1982-84).....	5
	Mark McGwire (1986-97).....	5
	Terry Steinbach (1986-96).....	5
	Mike Aldrete (1993-95).....	5
6.	five times.....	4

### Franchise – Season

1.	Jeff Burroughs (1982).....	4
2.	Allie Clark (1952).....	3
	Kite Thomas (1952).....	3
	Bob Cerv (1957).....	3
	Frank Fernandez (1970).....	3
	Rich McKinney (1977).....	3
	Jeff Newman (1978).....	3
	Derek Norris (2013).....	3

## LEAD OFF HOME RUN LEADERS

### Franchise – Career

1.	Rickey Henderson (1979-84; 89-95; 98).....	43
2.	Eddie Joost (1947-54).....	19
3.	Coco Crisp (2010-16).....	15
4.	Bert Campaneris (1964-76).....	13
5.	Max Bishop (1924-33).....	9
6.	Wally Moses (1935-41; 49-51).....	7
7.	Topsy Hartsel (1902-11).....	6

### Franchise – Season

1.	Rickey Henderson (1993).....	7
2.	Eddie Joost (1948).....	6
	Bert Campaneris (1970).....	6
4.	Rickey Henderson (1990).....	5
	Rickey Henderson (1991).....	5
	Rickey Henderson (1992).....	5
	Coco Crisp (2013).....	5

## GAME ENDING HOME RUN LEADERS

### Franchise – Career

1.	Reggie Jackson (1967-75; 87).....	5
	Rickey Henderson (1979-84; 89-95; 98).....	5
	Matt Stairs (1996-00).....	5
4.	Jimmie Foxx (1925-35).....	4
	Al Simmons (1924-32; 40-41; 44).....	4
	Dwayne Murphy (1978-87).....	4
	Josh Donaldson (2010, 12-14).....	4
	Chris Davis (2016-18).....	4

### Franchise – Season

1.	Reggie Jackson (1971).....	3
	Dave Kingman (1986).....	3
	Matt Stairs (1999).....	3
	Josh Donaldson (2014).....	3
5.	10 times.....	2

### Oakland – Career

1.	Jeff Burroughs (1982-84).....	5
	Mark McGwire (1986-87).....	5
	Terry Steinbach (1986-96).....	5
	Mike Aldrete (1993-95).....	5
5.	Matt Stairs (1996-00).....	4
	Olmedo Saenz (1999-02).....	4
	Derek Norris (2012-14).....	4

### Oakland – Season

1.	Jeff Burroughs (1982).....	4
2.	Frank Fernandez (1970).....	3
	Rich McKinney (1977).....	3
	Jeff Newman (1978).....	3
	Derek Norris (2013).....	3
6.	11 times; last: <b>Mark Canha (2018)</b> .....	2

### Oakland – Career

1.	Rickey Henderson (1979-84; 89-95; 98).....	43
2.	Coco Crisp (2010-16).....	15
3.	Bert Campaneris (1968-76).....	10
4.	Mark Kotsay (2004-07).....	5
	Matt Joyce (2017-18).....	5
6.	Eric Byrnes (2000-04).....	4
	Tony Phillips (1982-89; 99).....	4

### Oakland – Season

1.	Rickey Henderson (1993).....	7
2.	Bert Campaneris (1970).....	6
3.	Rickey Henderson (1990).....	5
	Rickey Henderson (1991).....	5
	Rickey Henderson (1992).....	5
	Coco Crisp (2013).....	5

### Oakland – Career

1.	Reggie Jackson (1968-75; 87).....	5
	Rickey Henderson (1979-84; 89-95; 98).....	5
	Matt Stairs (1996-00).....	5
4.	Dwayne Murphy (1978-87).....	4
	Josh Donaldson (2010, 12-14).....	4
	Chris Davis (2016-18).....	4
7.	nine times.....	3

### Oakland – Season

1.	Reggie Jackson (1971).....	3
	Dave Kingman (1986).....	3
	Matt Stairs (1999).....	3
	Josh Donaldson (2014).....	3
5.	nine times; last: <b>Chris Davis (2018)</b> .....	2

## Athletics Home Run History, continued

### ATHLETICS GAMES OF SIX OR MORE HOME RUNS

No.	Opponent	H/A	Date	Hitters
8	California	A	June 27, 1996	Berroa, Brosius 2, Giambi, Herrera, McGwire, Steinbach, Young
7	Detroit	H	June 3, 1921	Dugan, Dykes 2, Perkins, Walker, Welch 2
7	Cleveland (2)	A	July 6, 1990	Canseco, R. Henderson 2, Lansford, McGwire 2, Quirk
6	Cleveland	H	July 18, 1980	Armas 2, Essian, Murphy, Page 2
6	Minnesota	H	Aug. 3, 1991	Baines, Canseco, D. Henderson 3, McGwire
6	Boston	H	Aug. 21, 1997	Bellhorn, Canseco, Giambi, McDonald, Spiezio, Young
6	Toronto	H	Aug. 18, 1998	Christenson, Giambi, Spiezio 2, Stairs 2
6	Cleveland	H	Aug. 24, 1999	Hinch, Jaha 2, Spiezio, Velarde 2
6	Tampa Bay	H	Sept. 9, 2000	Ja. Giambi 2, Grieve, Hernandez, Long, Tejada
6	Anaheim	H	Sept. 11, 2003	Byrnes, Chavez 2, Ellis, Hernandez, McMillon
6	Kansas City	A	May 10, 2007	Chavez, Cust 2, Johnson 2, Putnam
6	Arizona	A	June 17, 2008	Ellis 2, Chavez, Crosby, Davis, Suzuki

### OPPONENT GAMES OF FIVE OR MORE HOME RUNS

No.	Opponent	H/A	Date	Hitters
7	Seattle	A	Apr. 11, 1985	Cowens, Bradley, Presley, Thomas 3, Henderson
6	Detroit	H	Aug. 17, 1969	Northrup, Wert, Tresh, Kaline 2, Stanley
6	Seattle	A	Aug. 2, 1983	Owen, D. Henderson 2, S. Henderson 2, Ramos
6	California	A	Apr. 23, 1985	Jackson 2, Narron, Schofield, Grich, DeCinces
6	Minnesota	H	Aug. 15, 1993	Brito 2, Puckett 2, Harper, Reboulet
6	Boston	A	Apr. 19, 1994	Vaughn 2, Cooper, Naehring 2, Greenwell
6	Baltimore	A	May 8, 2016	Alvarez, Machado 2, Rickard, Schoop, Trumbo
6	Minnesota	A	May 2, 2017	Dozier 2, Buxton, Castro, Mauer, Sano
5*	Houston	H	Aug. 19, 2018	Bregman, Gattis, Gonzalez, Gurriel, Maldonado

\*29 times total; game listed most recent

### MOST HOME RUNS, INNING – ATHLETICS

No.	Opponent	H/A	Date	Hitters
4	Boston	H	Aug. 21, 1997	Giambi, Young, McDonald, Canseco (3)
4	Tampa Bay	H	Sept. 1, 1999	Tejada, Chavez, Giambi, Jaha (4)
4	Chicago	H	Apr. 27, 2002	Hatteberg, Long, Pena, Menechino (3)

### MOST HOME RUNS, INNING – OPPONENTS

No.	Opponent	H/A	Date	Hitters
5	Minnesota	A	June 9, 1966	Rollins, Versalles, Oliva, Mincher, Killebrew (7)
4	Boston	H	Sept. 24, 1940	Williams, Foxx, Cronin, Tabor (6)
4	Boston	H	Aug. 26, 1957	Zauchin, Lepcio, Malzone, Piersall (7)
4	Minnesota	H	May 2, 1964	Oliva, Allison, Hall, Killebrew (11)
4	Minnesota	A	May 16, 1983	Mitchell, Gaetti, Hatcher, Engle (9)
4	Seattle	A	Sept. 21, 1996	Rodriguez, Griffey, Martinez, Sorrento (3)

### CONSECUTIVE HOME RUNS - ATHLETICS

No.	Opponent	H/A	Date	Hitters
3	Washington	H	May 2, 1922	Walker, Perkins, Miller
3	Cleveland	H	June 18, 1930	Simmons, Foxx, Miller
3	St. Louis	A	July 17, 1934	Johnson, Foxx, Higgins
3	New York	H	Aug. 19, 1962	Cimoli, Causey, Bryan
3	Minnesota (G1)	H	June 22, 1969	Kubiak, Jackson, Bando
3	Kansas City	H	June 19, 1979	Gross, Revering, Heath
3	Cleveland	A	June 3, 1980	Revering, Page, Armas
3	Cleveland	A	May 16, 1990	Canseco, McGwire, Hassey
3	Cleveland	A	July 6, 1990	R. Henderson, Lansford, Canseco
3	Kansas City	A	June 16, 2000	Chavez, Tejada, Hernandez
3	Kansas City	H	June 23, 2000	Velarde, Ja. Giambi, Grieve
3	Texas	H	April 15, 2006	Chavez, Thomas, Bradley

## CONSECUTIVE HOME RUNS - OPPONENTS

No.	Opponent	H/A	Date	Hitters	Pitchers
4	Minnesota	H	May 2, 1964	Oliva, Allison, Hall, Killebrew	Pfister (3), Handrahan
3	17 times, most recent:				
	Tampa Bay	H	May 29, 2018	Cron, Wendle, Ramos	Gossett
	Los Angeles	H	Sept. 18, 2008	Morales, Napoli, Wood	Foulke
	Seattle	A	Sept. 21, 1996	Rodriguez, Griffey, Martinez	Telgheder
	Kansas City	A	Sept. 28, 1986	Brett, White, Quirk	Stewart
	Toronto	A	Apr. 26, 1984	Upshaw, Bell, Barfield	Warren
	Seattle	A	Aug. 2, 1983	S. Henderson, D. Henderson, Ramos	Krueger (2), Codiroli
	Milwaukee	H	June 5, 1982	Young, Cooper, Oglivie	Beard (2), Owchinko
	Baltimore	A	May 8, 1979	Murray, May, Roenicke	Todd

## MOST HOME RUNS — ATHLETICS

HR	Player	Date
3	Joe Hauser at Cleveland	Aug. 2, 1924
3	Mickey Cochrane at St. Louis	May 21, 1925
3	Jimmie Foxx at Cleveland	July 10, 1932
3	Al Simmons vs. Detroit	July 15, 1932
3	Jimmie Foxx vs. New York	June 8, 1933
3	Ed Coleman vs. Chicago	Aug. 17, 1934
3	Pinky Higgins vs. Boston	June 27, 1935
3	Sam Chapman vs. Boston	Aug. 15, 1946
3	Hector Lopez vs. Washington	June 26, 1958
3	Preston Ward vs. Baltimore	Sept. 9, 1958
3	Bob Cerv vs. Boston	Aug. 20, 1959
3	Manny Jimenez at Baltimore	July 4, 1964
3	Reggie Jackson vs. Seattle	July 2, 1969
3	Dave Kingman at Seattle	April 16, 1984

HR	Player	Date
3	Mark McGwire at Cleveland	June 27, 1987
3	Jose Canseco at Toronto	July 3, 1988
3	Harold Baines vs. Baltimore	May 7, 1991
3	Dave Henderson vs. Minnesota	Aug. 3, 1991
3	Mark McGwire at Boston	June 11, 1995
3	Ernie Young vs. Minnesota	May 10, 1996
3	Geronimo Berroa at New York	May 22, 1996
3	Geronimo Berroa vs. Minnesota	Aug. 12, 1996
3	Miguel Tejada vs. Los Angeles	June 11, 1999
3	Miguel Tejada at Texas	June 30, 2001
3	Erubiel Durazo at Baltimore	Aug. 18, 2004
3	Josh Reddick at Toronto	Aug. 9, 2013
3	Danny Valencia at Tampa Bay	May 15, 2016
3	<b>Khris Davis vs. Texas</b>	<b>May 17, 2016</b>

## MOST HOME RUNS — OPPONENTS

HR	Player	Date
4	Lou Gehrig, New York (AL)	June 3, 1932
4	Pat Seerey, Chicago (AL)	July 18, 1948 (G#1)
4	Babe Ruth, New York (AL)	May 21, 1930 (G#1)
3	Lou Gehrig, New York (AL)	May 22, 1930 (G#2)
3	Goose Goslin, St. Louis	Aug. 19, 1930
3	Tony Lazzeri, New York (AL)	May 24, 1936
3	Merv Connors, Chicago (AL)	Sept. 17, 1938 (G#2)
3	Jim Tabor, Boston	July 4, 1939 (G#2)
3	Al Rosen, Cleveland	April 29, 1952
3	Al Kaline, Detroit	April 17, 1955
3	Lee Thomas, Los Angeles	Sept. 5, 1961 (G#2)

HR	Player	Date
3	Jim King, Washington	June 8, 1964
3	Jim Rice, Boston	Aug. 29, 1977
3	Larry Herndon, Detroit	May 18, 1982
3	Gorman Thomas, Seattle	April 11, 1985
3	Danny Tartabull, Kansas City	July 6, 1991
3	Jack Clark, Boston	July 31, 1991
3	Manny Ramirez, Cleveland	Aug. 25, 1999
3	Juan Gonzalez, Texas	Sept. 24, 1999
3	John Buck, Toronto	April 29, 2010
3	Miguel Cabrera, Detroit	May 28, 2010
3	Jarrett Parker, San Francisco	Sept. 26, 2015

## HOME RUN IN FIRST GAME WITH THE OAKLAND A'S

Player	Opponent (Date)
*Joe Keough	at New York (Aug. 7, 1968) (G2)
Don Mincher	at Kansas City (April 7, 1970)
*Don Baylor	at California (April 9, 1976)
Earl Williams	Minnesota (April 9, 1977)
Mike Heath	Kansas City (June 19, 1979)
*Terry Steinbach	at Cleveland (Sept. 12, 1986)
*Dave Henderson	Seattle (April 4, 1988)
Scott Brosius	Seattle (Aug. 7, 1991)
*Tilson Brito	Milwaukee (Aug. 10, 1997) (G2)
Ed Sprague, Jr.	Cleveland (Aug. 2, 1998)
Tom Wilson	Chicago-AL (May 19, 2001)
David Justice	Texas (April 1, 2002)
*Erubiel Durazo	Seattle (April 1, 2003)

Player	Opponent (Date)
*Jay Payton	Texas (July 15, 2005)
*Frank Thomas	New York (April 3, 2006)
Jack Cust	at Tampa Bay (May 6, 2007)
*Adam Rosales	at Los Angeles-AL (April 11, 2010)
*Josh Willingham	Seattle (April 1, 2011)
Jonny Gomes	vs. Seattle at Tokyo (March 29, 2012)
Chris Young	Seattle (April 3, 2013)
*Adam Dunn	Seattle (Sept. 1, 2014)
*Ben Zobrist	Texas (April 6, 2015)
Brett Eibner	Chicago-NL (Aug. 5, 2016)
<b>Franklin Barreto</b>	<b>at Chicago-AL (June 24, 2017)</b>

\*indicates players who homered in their first at bat.

## Athletics Home Run History, continued

### COLISEUM HOME RUNS

Since its opening in 1968 a total of 7,323 Major League home runs have been hit in the Coliseum during the regular season, an average of 143.6 per year.

#### COLISEUM CAREER HOME RUN LEADERS

Player	No.
Mark McGwire	166
Reggie Jackson	146*
Jose Canseco	122*
Eric Chavez	115
Jason Giambi	115*
Sal Bando	90
Miguel Tejada	83
Rickey Henderson	82*
Khrris Davis	68
Dwayne Murphy	67
Matt Stairs	67*

\* Home Runs hit while non-Athletic (included in individual total):  
Canseco (8), Giambi (6), Henderson (3), Jackson (13), Stairs (3)

#### NON-A'S COLISEUM CAREER HOME RUN LEADERS

Player	No.
Alex Rodriguez	21
Mark Teixeira	20
Rafael Palmeiro	20
Jay Buhner	18
Carlton Fisk	18
Brian Downing	17
Juan Gonzalez	17
eight players tied	16

## OAKLAND ATHLETICS STREAKS

### CONSECUTIVE WINS

#### Overall

20	August 13-September 4, 2002
14	April 23-May 9, 1988
11	August 2-12, 2001
11	April 9-19, 1981
10	June 8-18, 2006
10	August 23-September 2, 2003
10	September 8-18, 1992
9	seven times, last: April 3-12, 2013

#### Home

20*	August 25, 2001-April 3, 2002
12	August 13-September 14, 2002
11	May 17-June 13, 2013
10	August 11-September 1, 2006
10	April 11-May 3, 1991
9	June 18-July 1, 2005
9	May 2-28, 1999
9	September 6-29, 1992
9	Sept. 26, 1977-April 14, 1978
9	August 7-15, 1976
9	August 19-September 19, 1970

\*streak includes final 17 games of 2001  
and first three games of 2002

#### Road

12	August 24-September 12, 2012
12	July 31-August 15, 1971
11	April 9-26, 1981
10	August 19-28, 2002
9	Sept. 24, 1989-April 26, 1990
9	April 23-May 3, 1988
8	July 19-August 2, 2005
8	June 16-24, 2002
8	August 16-31, 2001
8	April 13-26, 1990
8	June 3-10, 1972
8	May 31-June 20, 1971

### CONSECUTIVE LOSSES

#### Overall

14	July 29-August 12, 1977
12*	Sept. 22, 1995-April 4, 1996
12	April 19-30, 1994
11	June 8-18, 1978
10	May 30-June 9, 2011
10	July 28-August 7, 2008
9	seven times, last: May 22-June 1, 2012

\*streak includes final nine games of 1995  
and first three games of 1996

#### Home

12	July 29-August 21, 1977
11	Sept. 19, 1978-April 15, 1979
9	June 4-20, 1982
8	June 23-July 9, 1979
8	May 3-22, 1994
8	April 8-May 1, 2001
8	September 9-24, 2016
8	June 19-July 3, 2017
7	August 20-September 6, 1978
7	June 2-9, 1979
7	September 11-27, 1987
7	August 30-September 17, 1993

#### Road

15	May 24-June 23, 1986
13	May 31-June 30, 1979
12*	September 5, 1995-April 9, 1996
11	May 21-June 9, 2005
10	May 14-30, 1981
10	April 19-May 6, 1994
9	seven times, last: May 24-June 11, 2016

\*streak includes final 11 games of 1995  
and first game of 1996

# ATHLETICS LOW-HIT GAMES

## ATHLETICS NO-HITTERS (12 NINE INNINGS; 3 LESS THAN 9)

Date	Pitchers	Opponent	Score
July 22, 1905	Weldon Henley	at St. Louis (1st game)	6-0
Aug. 15, 1905	Rube Waddell	vs. St. Louis*	2-0
Aug. 29, 1906	Jimmy Dygert & Rube Waddell	vs. Chicago*	4-3
Oct. 5, 1907	Rube Vickers	at Washington (2nd game, Perfect Game)*	4-0
May 12, 1910	Chief Bender	vs. Cleveland	4-0
Aug. 26, 1916	Joe Bush	vs. Cleveland	5-0
Sept. 9, 1945	Dick Fowler	vs. St. Louis (2nd game)	1-0
Sept. 3, 1947	Bill McCahan	vs. Washington	3-0
May 8, 1968	Jim Hunter	vs. Minnesota (Perfect Game)	4-0
Sept. 21, 1970	Vida Blue	vs. Minnesota	6-0
Sept. 28, 1975	Vida Blue, Glenn Abbott, Paul Lindblad, Rollie Fingers	vs. California	5-0
Sept. 29, 1983	Mike Warren	vs. Chicago	3-0
June 29, 1990	Dave Stewart	at Toronto	5-0
May 9, 2010	Dallas Braden	vs. Tampa Bay (Perfect Game)	4-0
April 21, 2018	Sean Manaea	vs. Boston	3-0

## NO-HITTERS AGAINST ATHLETICS (14)

Date	Pitchers	Opponent	Score
May 5, 1904	Cy Young	at Boston (Perfect Game)	0-3
Sept. 20, 1908	Frank Smith	at Chicago	0-1
Sept. 4, 1923	Sam Jones	vs. New York	0-2
Sept. 7, 1923	Howard Ehmke	vs. Boston	0-4
July 10, 1947	Don Black	at Cleveland (1st game)	0-3
May 6, 1953	Bobo Holloman	at St. Louis	0-6
Aug. 26, 1962	Jack Kralick	at Minnesota	0-1
Aug. 13, 1969	Jim Palmer	at Baltimore	0-8
July 3, 1970	Clyde Wright	at California	0-4
July 30, 1973	Jim Bibby	vs. Texas	0-6
July 19, 1974	Dick Bosman	at Cleveland	0-4
July 28, 1976	John Odom & Francisco Barrios	vs. Chicago	1-2
June 11, 1990	Nolan Ryan	vs. Texas	0-5
July 13, 1991	Bob Milacki, Mike Flanagan, Mark Williamson & Gregg Olson	vs. Baltimore	0-2

## OAKLAND ATHLETICS ONE-HITTERS (35)

Date	Pitchers	Broken Up By	Inn.	Opponent	H/A	Score
June 7, 1968	John Odom	Dave Johnson	9 (2 outs)	Baltimore	A	6-1
Aug. 10, 1968	John Odom, Diego Segui, Jack Aker	Frank Howard	1	Washington	A	4-1
May 24, 1970	Chuck Dobson	Gail Hopkins	1	Chicago	A	5-1
Sept. 11, 1970	Vida Blue	Pat Kelly	8	Kansas City	A	3-0
July 16, 1971	Vida Blue	Tony Taylor	4	Detroit	H	4-0
May 31, 1973	Ken Holtzman, Rollie Fingers	Matty Alou	7	New York	A	6-0
June 8, 1975	Ken Holtzman	Tom Veryzer	9 (2 outs)	Detroit	H	4-0
June 10, 1975	Jim Perry	Al Bumby	6	Baltimore	H	4-0
Aug. 28, 1976	Vida Blue	Mickey Stanley	9 (1 out)	Detroit	H	5-2
May 9, 1979	Mike Norris	Gary Roenicke	7	Baltimore	A	4-2
July 5, 1979	Rick Langford	Brian Downing	5	California	A	3-0
June 23, 1984	Tim Conroy, Bill Caudill	Alan Bannister	5	Texas	H	5-1
Oct. 5, 1986	Curt Young	Kevin Seitzer	7	Kansas City	H	6-0
June 9, 1987	Curt Young	Kenny Williams	8	Chicago	H	8-3
Aug. 4, 1988	Dave Stewart	Jay Buhner	3	Seattle	H	2-0
May 26, 1989	Todd Burns, Rick Honeycutt, Eric Plunk	Rickey Henderson	4	New York	A	4-0
Apr. 14, 1992	Ron Darling, Rick Honeycutt	Keith Miller	8	Kansas City	A	1-3
June 23, 1994	Bobby Witt	Greg Gagne	6	Kansas City	H	4-0
May 27, 1995	Steve Ontiveros	Luis Polonia	6	New York	H	3-0
Aug. 28, 2000	Tim Hudson	Frank Thomas	4	Chicago	H	3-0
July 6, 2001	Mark Mulder	Danny Bautista	8	Arizona	A	3-0
July 19, 2002	Cory Lidle	Juan Gonzalez	8	Texas	H	10-0

## Athletics Low-Hit Games, continued

Date	Pitchers	Broken Up By	Inn.	Opponent	H/A	Score
August 4, 2002	Cory Lidle, Ricardo Rincon, Chad Bradford, Billy Koch	Wendell Magee	6	Detroit	H	4-0
August 21, 2002	Cory Lidle	Ellis Burks	1	Cleveland	A	6-0
June 26, 2005	Rich Harden, Ron Flores, Kiko Calero	Deivi Cruz	5	San Francisco	H	16-0
April 8, 2006	Barry Zito, Kiko Calero, Joe Kennedy, Huston Street	Richie Sexson	2	Seattle	A	3-0
June 30, 2007	Chad Gaudin, Rich Harden	Johnny Damon	6	New York (AL)	A	7-0
May 24, 2008	Justin Duchschere, Huston Street	David Ortiz	7	Boston	H	3-0
Sept. 16, 2009	Trevor Cahill, Michael Wuertz, Andrew Bailey	Marlon Byrd	2	Texas	A	4-0
Sept. 23, 2010	Dallas Braden, Brad Ziegler	Nelson Cruz	1	Texas	H	5-0
June 28, 2011	Gio Gonzalez, Andrew Bailey	Emilio Bonifacio	1	Florida	H	1-0
April 6, 2015	Sonny Gray, Evan Scribner	Ryan Rua	8	Texas	H	8-0
April 23, 2015	Jesse Chavez, Dan Otero, Tyler Clippard	Kole Calhoun	3	Los Angeles (AL)	A	0-2
June 11, 2015	Scott Kazmir, Evan Scribner	Elvis Andrus	5	Texas	H	7-0
Sept. 12, 2018	Liam Hendriks, Daniel Mengden, Ryan Dull, J.B. Wendelken, Aaron Brooks	Trey Mancini	1	Baltimore	A	10-0

## MOST RECENT ONE-HITTERS AGAINST ATHLETICS (31 TOTAL)

Date	Pitchers	Opponent	H/A	Score
May 30, 2018	Nathan Eovaldi, Wilmer Font, Vidal Nuno	Tampa Bay	H	0-6
July 31, 2015	Danny Salazar, Cody Allen	Cleveland	H	1-2
May 21, 2014	Erik Bedard, Brad Boxberger, Jake McGee, Joel Peralta, Grant Balfour	Tampa Bay	A	3-2
May 22, 2012	C.J. Wilson, Ernesto Frieri	Los Angeles (AL)	H	0-5
May 19, 2012	Ryan Vogelsong, Javier Lopez, Clay Hensley	San Francisco	A	0-4
April 10, 2012	Danny Duffy, Aaron Crow	Kansas City	H	0-3
Aug. 21, 2011	Luis Perez, Casey Janssen	Toronto	H	0-1
Sept. 2, 2010	CC Sabathia, Jonathan Albaladejo	New York (AL)	A	0-5
Aug. 16, 2010	Shaun Marcum	Toronto	H	1-3
June 7, 2007	Curt Schilling	Boston	H	0-1
July 7, 2006	John Lackey	Los Angeles (AL)	H	0-3
June 20, 2006	Jason Jennings, Tom Martin, Brian Fuentes	Colorado	A	0-6
May 21, 2006	Matt Cain	San Francisco	H	0-6
May 2, 1998	Roger Clemens, Paul Quantrill	Toronto	H	0-7
Sept. 2, 1996	David Cone, Mariano Rivera	New York (AL)	H	0-5

## OAKLAND ATHLETICS STEALS OF HOME

<b>1968</b>	Sal Bando vs. Detroit, May 26 Danny Cater vs. Chicago, September 24 Danny Cater vs. Minnesota, September 28	<b>1984</b>	Carney Lansford vs. Kansas City, June 18
<b>1969</b>	Danny Cater vs. Seattle, May 4	<b>1985</b>	Rob Picciolo at Boston, May 11 Mike Davis at Chicago, June 20 Donnie Hill vs. Cleveland, June 21 Mike Gallego at Chicago, September 21
<b>1974</b>	Angel Mangual vs. Detroit, May 27	<b>1986</b>	Alfredo Griffin at Seattle, April 18 Carney Lansford at Milwaukee, May 1 Dwayne Murphy at Milwaukee, July 6
<b>1976</b>	Claudell Washington vs. Minnesota, September 15	<b>1987</b>	Reggie Jackson at Seattle, April 18
<b>1978</b>	Taylor Duncan vs. Kansas City, July 2 (Game 1)	<b>1989</b>	Mike Gallego vs. California, April 22
<b>1979</b>	Wayne Gross at Seattle, April 11	<b>1991</b>	Jose Canseco at Minnesota, April 23 Mike Gallego at Seattle, August 15 Scott Brosius at Kansas City, October 2
<b>1980</b>	Rickey Henderson vs. California, April 20 Wayne Gross vs. Detroit, May 3 Dwayne Murphy vs. Detroit, May 3 Dwayne Murphy vs. Kansas City, May 28 Wayne Gross vs. Kansas City, May 28 Jeff Cox at Chicago, July 4 Rickey Henderson vs. Cleveland, July 19	<b>1992</b>	Mike Bordick vs. Kansas City, April 6 Carney Lansford vs. Detroit, July 19
<b>1981</b>	Dave McKay vs. Toronto, September 30	<b>1997</b>	Jose Canseco at Texas, May 22
<b>1982</b>	Davey Lopes at Seattle, April 17 Dave McKay vs. Cleveland, May 8 Rickey Henderson at Chicago, June 8 Rickey Henderson at California, July 26 Jeff Burroughs vs. Boston, August 20	<b>1998</b>	Miguel Tejada vs. Tampa Bay, September 6
<b>1983</b>	Bill Almon vs. Milwaukee, May 24 Mike Heath at Chicago, September 7 Mike Davis vs. Toronto, September 25	<b>2000</b>	Jason Giambi at Los Angeles (NL), June 11 Eric Chavez at Toronto, September 1
		<b>2006</b>	Jay Payton at Baltimore, July 17
		<b>2008</b>	Bobby Crosby at Texas, May 11 Carlos Gonzalez vs. Florida, June 22
		<b>2017</b>	Mark Canha at Los Angeles (AL), August 5
		<b>2018</b>	Mark Canha vs. Toronto, July 31



# CAREER GAMES PLAYED LEADERS

## FRANCHISE LEADERS

### Catcher

Mickey Cochrane.....	1148
Cy Perkins.....	1095
Terry Steinbach.....	1050
Frank Hayes.....	959
Kurt Suzuki.....	684
Ossee Schreckengost... 597	
Ramon Hernandez.....	591
Mike Heath.....	537
Mike Powers.....	518
Joe Astroth.....	511

### First Base

Harry Davis.....	1390
Mark McGwire.....	1251
Jimmie Foxx.....	1020
Stuffy McInnis.....	956
Dick Siebert.....	940
Ferris Fain.....	830
Jason Giambi.....	728
Joe Hauser.....	539
Daric Barton.....	534
Norm Siebern.....	471

### Second Base

Dick Green.....	1158
Max Bishop.....	1139
Mark Ellis.....	1021
Eddie Collins.....	996
Danny Murphy.....	810
Pete Suder.....	805
Jimmy Dykes.....	676
Jerry Lumpe.....	653
Tony Phillips.....	529
Mike Gallego.....	452

### Third Base

Sal Bando.....	1446
Eric Chavez.....	1233
Carney Lansford.....	1096
Frank Baker.....	896
Jimmy Dykes.....	791
Wayne Gross.....	719
Ed Charles.....	695
Lave Cross.....	675
Sammy Hale.....	641
Hank Majeski.....	583

### Shortstop

Bert Campaneris.....	1702
Chick Galloway.....	971
Miguel Tejada.....	935
Eddie Joost.....	907
Joe DeMaestri.....	890
Jack Barry.....	877
Mike Bordick.....	715
Monte Cross.....	711
Bobby Crosby.....	582
<b>Marcus Semien.....</b>	<b>555</b>

### Outfield

Rickey Henderson.....	1592
Bob Johnson.....	1399
Al Simmons.....	1256
Bing Miller.....	1230
Sam Chapman.....	1230
Reggie Jackson.....	1196
Dwayne Murphy.....	1177
Elmer Valo.....	1168
Topsy Hartsel.....	1110
Rube Oldring.....	1061

### Designated Hitter

Dave Kingman.....	428
Mitchell Page.....	355
Jack Cust.....	303
Erubiel Durazo.....	292
Harold Baines.....	271
Billy Williams.....	251
Geronimo Berroa.....	234
<b>Khris Davis.....</b>	<b>229</b>
Dave Parker.....	201
Jose Canseco.....	196

### Pitcher

Dennis Eckersley.....	525
Eddie Plank.....	524
Rollie Fingers.....	502
Eddie Rommel.....	500
Paul Lindblad.....	479
Rube Walberg.....	412
Lefty Grove.....	402
Rick Honeycutt.....	387
Chief Bender.....	385
Jim Hunter.....	363

## OAKLAND LEADERS

### Catcher

Terry Steinbach.....	1050
Kurt Suzuki.....	684
Ramon Hernandez.....	591
Mike Heath.....	537
Gene Tenace.....	446
Jeff Newman.....	438
Dave Duncan.....	423
Jason Kendall.....	368
Jim Essian.....	316
Stephen Vogt.....	315

### First Base

Mark McGwire.....	1251
Jason Giambi.....	728
Daric Barton.....	534
Scott Hatteberg.....	420
Bruce Bochte.....	387
Gene Tenace.....	385
Dave Revering.....	337
Dan Johnson.....	283
Danny Cater.....	253
Yonder Alonso.....	241

### Second Base

Mark Ellis.....	1021
Dick Green.....	721
Tony Phillips.....	529
Mike Gallego.....	452
Brent Gates.....	397
Jed Lowrie.....	378
Eric Sogard.....	323
Phil Garner.....	322
Scott Spiezio.....	300
Mike Edwards.....	269

### Third Base

Sal Bando.....	1395
Eric Chavez.....	1233
Carney Lansford.....	1096
Wayne Gross.....	719
Scott Brosius.....	398
Josh Donaldson.....	376
<b>Matt Chapman.....</b>	<b>229</b>
Jack Hannahan.....	218
Craig Paquette.....	193
Kevin Kouzmanoff.....	188

### Shortstop

Bert Campaneris.....	1272
Miguel Tejada.....	935
Mike Bordick.....	715
Bobby Crosby.....	582
<b>Marcus Semien.....</b>	<b>555</b>
Walt Weiss.....	522
Cliff Pennington.....	466
Alfredo Griffin.....	461
Rob Picciolo.....	452
Mario Guerrero.....	301

### Outfield

Rickey Henderson.....	1592
Dwayne Murphy.....	1177
Reggie Jackson.....	1162
Jose Canseco.....	851
Joe Rudi.....	846
Mike Davis.....	695
Tony Armas.....	679
Coco Crisp.....	665
Dave Henderson.....	636
Bill North.....	627

### Designated Hitter

Dave Kingman.....	428
Mitchell Page.....	355
Jack Cust.....	303
Erubiel Durazo.....	292
Harold Baines.....	271
Billy Williams.....	251
Geronimo Berroa.....	234
<b>Khris Davis.....</b>	<b>229</b>
Dave Parker.....	201
Jose Canseco.....	196

### Pitcher

Dennis Eckersley.....	525
Rollie Fingers.....	502
Paul Lindblad.....	391
Rick Honeycutt.....	387
Buddy Groom.....	301
Jerry Blevins.....	281
Gene Nelson.....	281
Bill Taylor.....	281
Vida Blue.....	273
Jim Hunter.....	266

## OAKLAND A'S CONSECUTIVE GAMES PLAYED

594	Miguel Tejada (June 2, 2000 to September 28, 2003)
456	Terrence Long (July 13, 2000 to June 4, 2003)
347	Alfredo Griffin (April 9, 1985-April 30, 1987)
203	Danny Cater (July 7, 1968-August 24, 1969)
199	Sal Bando (August 27, 1968-April 14, 1970)

198	Tony Armas (July 11, 1980-April 16, 1982)
176	Sal Bando (June 13, 1970-June 27, 1971)
169	Sal Bando (April 6, 1973-April 14, 1974)
169	Gene Tenace (May 25, 1973-May 31, 1974)
168	Rickey Henderson (May 12, 1981-July 16, 1982)

# HOMESTANDS AND ROAD TRIPS

## BEST HOMESTANDS

W-L	Year	Dates	Opponents
7-0	2004	Aug. 23-29	Baltimore 4, Tampa Bay 3
7-0	2001	Sept. 3-10	Baltimore 3, Tampa Bay 3, Texas 1
7-0	1992	Sept. 10-16	Seattle 4, Minnesota 3
6-0	2014	July 3-8	Toronto 4, San Francisco 2
6-0	2012	Sept. 28-Oct. 3	Seattle 3, Texas 3
6-0	2006	June 13-18	Seattle 3, Los Angeles (NL) 3
6-0	2003	Aug. 26-31	Baltimore 3, Tampa Bay 3
6-0	2001	Sept. 21-27	Seattle 3, Anaheim 3
6-0	2001	Aug. 7-12	Boston 3, New York 3
6-0	2001	May 15-20	New York 3, Chicago 3
6-0	1970	Sept. 1-6	Chicago 3, Kansas City 3
11-1	2004	June 1-13	Chicago 2, Toronto 4, Cincinnati 3, Pittsburgh 3
9-1	1976	Aug. 6-15	California 4, Milwaukee 3, Boston 3

## WORST HOMESTANDS

W-L	Year	Dates	Opponents
1-9	1979	July 6-15	New York 4, Baltimore 3, Boston 3
1-8	2001	April 6-15	Anaheim 3, Seattle 3, Texas 3
1-8	1993	Aug. 27-Sept. 5	Detroit 3, Toronto 3, Baltimore 3
1-8	1982	June 15-23	Chicago 3, Toronto 3, Kansas City 3
1-7	1978	Aug. 15-23	New York 2, Boston 3, Baltimore 3
1-6	1994	April 27-May 4	Boston 2, New York 3, Baltimore 2
2-10	1977	July 26-Aug. 7	California 3, New York 3, Baltimore 2, Boston 4
1-5*	2016	Sept. 19-25	Houston 3, Texas 3

\*13 times total; homestand listed is most recent

## BEST ROAD TRIPS

W-L	Year	Dates	Opponents
10-0	2002	Aug. 19-28	Cleveland 4, Detroit 3, Kansas City 3
8-0	1981	April 9-16	Minnesota 4, California 4
6-0	2013	April 5-11	Houston 3, Los Angeles 3
10-1	1988	April 21-May 3	Chicago 4, Toronto 3, Cleveland 2, Detroit 2
10-1	1971	April 12-22	Milwaukee 2, Minnesota 2, Chicago 4, California 3
8-1	1990	Sept. 3-12	Boston 3, New York 3, Seattle 3
6-1*	2016	Sept. 12-18	Kansas City 4, Texas 3

\*nine times total; road trip listed is most recent

## WORST ROAD TRIPS

W-L	Year	Dates	Opponents
0-9	1995	Sept. 22-Oct. 1	Seattle 3, Texas 2, California 4
0-8	1994	April 19-26	Boston 3, New York 3, Baltimore 2
0-8	1976	May 17-23	Minnesota 2, Kansas City 2, Chicago 4
0-7	2015	Aug. 11-17	Toronto 3, Baltimore 4
0-7	1998	July 21-27	Baltimore 3, Tampa Bay 4
0-7	1986	June 5-11	Chicago 4, Cleveland 3
0-7	1979	June 11-17	Detroit 2, Cleveland 2, Toronto 3
0-6	2017	Aug. 28-Sept. 3	Los Angeles (AL) 3, Seattle 3
0-6	1999	May 18-23	Kansas City 3, Minnesota 3
0-6	1998	April 10-15	New York 3, Boston 3
0-6	1995	July 14-18	Cleveland 4, Milwaukee 2
1-9	2011	June 3-12	Boston 3, Baltimore 3, Chicago 4
1-9	2008	August 1-10	Boston 3, Toronto 4, Detroit 3
1-9	1981	May 12-21	New York 3, Milwaukee 3, Baltimore 2, Boston 2

All Homestand and Road Trip records based on a minimum of six games.

# LONGEST GAMES IN OAKLAND HISTORY

Innings	Opponent	Date	Score	Innings	Opponent	Date	Score
21	at Washington	June 4, 1971	W, 5-3	17	Los Angeles (NL)	June 17, 2006	W, 5-4
20	California	July 9, 1971	W, 1-0	16	California	Apr. 8, 1982	L, 6-8
19	Chicago	Aug. 10-11, 1972	W, 5-3	16	Seattle (1)	Apr. 11, 1982	L, 3-6
19	Los Angeles (AL)	April 29, 2013	W, 10-8	16	Minnesota	Apr. 20, 1982	W, 4-3
18	Baltimore	Aug. 24, 1969	W, 9-8	16	Chicago	June 10, 1983	W, 2-1
18	Minnesota	Sept. 6, 1969	L, 6-8	16	at Toronto	July 3, 1988	W, 9-8
18	at Minnesota	August 8, 2004	W, 6-5	16	at Cleveland	July 4, 1988	W, 4-2
18	New York (AL)	June 13, 2013	W, 3-2	16	at New York (AL)	August 9, 2002	W, 3-2
17	Milwaukee	May 23, 1983	W, 5-4	16	at Cleveland	August 31, 2011	L, 3-4

# GAME TIMES

## LONGEST GAMES IN OAKLAND HISTORY

Time	Opponent	W-L	Date
6:32	Los Angeles-AL (19)	W, 10-8	April 29, 2013
6:00	at New York-AL (16)	W, 3-2	Aug. 9, 2002
5:48	Chicago-AL (14)	W, 12-11	April 18, 2018
5:43	at New York-AL (14)	L, 9-10	Sept. 22, 2012
5:35	New York-AL (18)	W, 3-2	June 13, 2013
5:31	California (16)	L, 8-6	Apr. 8, 1982

Time	Opponent	W-L	Date
5:31	Chicago (19) *	W, 5-3	Aug. 10, 1972
5:19	Texas (15)	L, 4-16	July 3, 1983
5:19	at Washington (21)	W, 5-3	June 4, 1971
5:18	Seattle (1) (16)	L, 6-3	Apr. 11, 1982

\* Suspended game; completed on August 11, 1972.

## LONGEST NINE-INNING GAMES IN OAKLAND HISTORY

Time	Opponent	W-L	Date
4:31	at New York (AL)	L, 9-22	Aug. 25, 2011
4:15	San Francisco	L, 8-9	June 23, 2012
4:15	at Tampa Bay	W, 13-9	May 31, 2002
4:12	at Los Angeles (AL)	W, 11-10	August 6, 2017
4:09	at Texas	W, 9-8	Sept. 13, 2013
4:09	Detroit	W, 12-7	Apr. 7, 1993

Time	Opponent	W-L	Date
4:08	at Texas	L, 9-12	Sept. 9, 2007
4:06	at Houston	W, 12-5	April 25, 2014
4:06	at New York (AL)	L, 17-13	Apr. 10, 1998
4:01	at Texas	L, 17-16	May 5, 2000
4:00	at Baltimore	W, 14-9	July 27, 2012
4:00	Minnesota	L, 12-11	May 26, 1993

## QUICKEST NINE-INNING GAMES IN OAKLAND HISTORY

Time	Opponent	W-L	Date
1:35	Kansas City	W, 2-1	Sept. 28, 1971
1:37	New York	L, 3-0	May 10, 1975
1:39	Texas	W, 4-1	May 22, 1973
1:39	Boston	W, 3-2	Aug. 8, 1975
1:42	at New York	W, 6-0	May 31, 1973

Time	Opponent	W-L	Date
1:43	Cleveland	W, 3-1	May 3, 1974
1:43	at Texas (1)	W, 1-0	Sept. 15, 1978
1:43	at Minnesota	L, 1-0	Aug. 12, 1979
1:44	Detroit	W, 4-0	June 8, 1975
1:44	Texas	W, 1-0	July 30, 1975

Note: The last time the A's played a game in under 2:00 was on July 8, 2008 vs. Seattle in Oakland (1:49).

# OAKLAND A'S AT THE ALL-STAR BREAK

Year	Record	Pos.	GB/GA	Leader
1968	39-43	6	-15.5	Detroit
1969	53-39	2	-4.0	Minnesota
1970	47-40	3	-9.5	Minnesota
1971	56-31	1	+11.5	Oakland
1972	56-35	1	+6.5	Oakland
1973	56-42	1	+2.5	Oakland
1974	55-41	1	+5.0	Oakland
1975	55-32	1	+8.5	Oakland
1976	44-41	3	-8.5	Kansas City
1977	39-51	6	-15.0	Chicago
1978	43-44	4	-3.5	California
1979	25-69	7	-30.5	California
1980	36-45	4	-11.5	Kansas City
1981	37-23*	1	+1.5	Oakland
1982	38-50	6	-12.0	California
1983	37-43	5	-8.0	Texas
1984	43-45	4	-3.0	Chicago
1985	46-41	2	-6.0	California
1986	34-56	7	-15.5	California
1987	46-41	t2	-2.0	Minnesota
1988	54-34	1	+5.5	Oakland
1989	52-36	2	-1.5	California
1990	51-31	1	+1.0	Oakland
1991	44-38	5	-2.5	Texas
1992	51-36	2	-2.0	Minnesota
1993	38-46	6	-6.0	Chicago
1994	39-48	2	-3.0	Texas

Year	Record	Pos.	GB/GA	Leader
1995	36-35	3	-4.0	California/Texas
1996	43-45	t3	-8.5	Texas
1997	37-52	4	-13.0	Seattle
1998	41-45	3	-8.0	Anaheim
1999	43-44	2	-5.0	Texas
2000	48-38	3	-3.0	Seattle
2001	44-43	2	-19.0	Seattle
2002	50-38	3	-5.0	Seattle
2003	54-39	2	-4.0	Seattle
2004	47-39	2	-2.0	Texas
2005	44-43	3	-7.5	Los Angeles
2006	45-43	t1	—	Oakland/Texas
2007	44-44	3	-9	Los Angeles
2008	51-44	2	-6	Los Angeles
2009	37-49	4	-12	Los Angeles
2010	43-46	3	-7.5	Texas
2011	39-53	4	-12	Texas
2012	43-43	3	-9	Texas
2013	56-39	1	+2	Oakland
2014	59-36	1	+1½	Oakland
2015	41-50	5	-8½	Los Angeles
2016	38-51	4	-15½	Texas
2017	39-50	5	-21	Houston
2018	55-42	3	-8	Houston

\* Strike Break

# HIGH SCORING GAMES IN OAKLAND HISTORY

## ATHLETICS

Score	Opponent	Date
23-2	Texas	Sept. 30, 2000
21-3	Los Angeles (AL)	Sept. 20, 2018
21-3	at Kansas City	June 18, 2000
21-7	at Boston	June 14, 1969
20-2	Boston	Aug. 31, 2012
19-5	Texas	Sept. 29, 1991
19-5	at New York	Aug. 29, 1989
19-3	at Milwaukee	May 15, 1985
18-3	at Minnesota	Sept. 11, 2013
18-2	at California	June 27, 1996
17-6	at Chicago (AL)	Sept. 15, 2015
17-3	at Kansas City	May 10, 2007
17-8	Cincinnati	June 9, 2004
17-2	at Toronto	Aug. 24, 2003
17-4	at Cleveland	Aug. 2, 2001
17-3	at Tampa Bay	Sept. 15, 2000
17-3	at Toronto	May 6, 1986
17-2	at Texas	May 10, 1973

## OPPONENTS

Score	Opponent	Date
22-9	at New York	Aug. 25, 2011
20-4	at Detroit	Apr. 13, 1993
20-6	Cleveland	May 4, 1991
20-11	at Minnesota	Apr. 27, 1980
18-2	at Baltimore	Aug. 16, 2015
18-3	at Colorado	July 18, 2000
18-2	San Francisco	June 4, 2000
18-2	New York	Aug. 26, 1997
18-5	Baltimore	Aug. 15, 1996
18-11	at Toronto	July 29, 1995
17-7	at New York	July 22, 2011
17-16	at Texas	May 5, 2000
17-13	at New York	Apr. 10, 1998
17-6	at Chicago	Sept. 23, 1992
17-1	at Chicago	Oct. 3, 1987
17-6	at California	July 4, 1979

# BIGGEST COMEBACKS AND BLOWN LEADS

## BIGGEST COME-FROM-BEHIND VICTORIES IN OAKLAND HISTORY

Deficit	Score	Inn.	Opponent	Date	Final Score
10	2-12	B3	Minnesota	July 20, 2009	14-13
8	0-8	B2	Kansas City	June 18, 1993	10-9
8	0-8	T3	at Toronto	August 21, 2006	12-10
8	2-10	T7	at Texas	July 24, 2018	13-10 (10)
7	1-8	T6	at Chicago	May 22, 1970	9-8
7	0-7	B5	Minnesota	Sept. 28, 1972	8-7
7	0-7	T3	at California	July 30, 1983 (1)	13-8
7	1-8	T6	at Chicago	May 21, 1993	12-11
7	0-7	B3	Boston	May 3, 1999	12-11 (10)
7	1-8	B3	Baltimore	June 19, 2000	13-12 (10)
7	0-7	B5	Detroit	Sept. 2, 2007	8-7 (10)
7	2-9	T5	at Los Angeles (AL)	Sept. 26, 2009	15-10

**Notes:** The all-time Athletics franchise record for biggest come-from-behind victory is also the Major League record, set by the Philadelphia A's on June 15, 1925 against Cleveland...the A's trailed by 12 runs in that game but scored 13 runs in the bottom of the eighth inning to win, 17-15...twice in Oakland history the A's have erased leads of eight or more runs, only to eventually lose the game...in the second game of a doubleheader at Toronto on Sept. 15, 1982, the A's trailed the Blue Jays 11-2 after six innings, but came back to tie the game at 11 before the Blue Jays scored one run in the bottom of the ninth for the 12-11 victory...on April 14, 2001, the A's trailed the Texas Rangers, 8-0 heading into the bottom of the fourth inning and tied the game at eight before the Rangers scored one in the top of the ninth for the 9-8 victory.

## LARGEST LEADS SURRENDERED IN OAKLAND LOSSES

Lead	Score	Inn.	Opponent	Date	Final Score
8	15-7	B7	at Texas	May 5, 2000	16-17
7	7-0	T5	Kansas City	Sept. 6, 1978	8-11 (12)
7	7-0	B6	at Texas	May 25, 2006	7-8
6*	6-0	B2	at Los Angeles (AL)	April 6, 2018	9-13

\*15 times total; game listed is most recent

**Notes:** The A's blew an 11-0 lead to Kansas City on Sept. 4, 2002, but won the game 12-11 on a pinch hit, game-ending home run by Scott Hatteberg in the bottom of the ninth inning...the win gave the A's their American League-record 20th consecutive victory...three other times in Oakland history the A's have blown seven run leads only to win the game...the last time was on April 24, 1997 vs. Minnesota, when the A's led 8-1 after four innings and fell behind 11-8 before tying the game in the bottom of the ninth...the A's eventually won in 11 innings, 12-11...the Athletics franchise record was set on June 17, 1936 when the Philadelphia A's led the St. Louis Browns 13-2 entering the bottom of the sixth inning...the Browns scored once in the bottom of the sixth, three times in the seventh, seven times in the eighth and once in the ninth for a 14-13 win.

# THE LAST TIME IT HAPPENED

## OAKLAND PITCHING – TEAM

**No-Hitter:** vs. Boston, April 21, 2018 (Manaea)  
**One-Hitter:** at Baltimore, September 12, 2018 (Hendriks, Mengden, Dull, Wendelken, Brooks)  
**Two-Hitter:** vs. Texas, August 21, 2018 (Anderson, Familia, Trivino)  
**Back-to-Back Complete Games:** at Chicago, July 31, 2010 (Braden) and Aug. 1 (Gonzalez); vs. Kansas City, Aug. 2 (Cahill)  
**Four Straight Complete Games:** April 24-28, 1982 (at California; at California; at Baltimore DH)  
**Back-to-Back Shutouts:** vs. Texas, August 20-21, 2018 (9-0, 6-0)  
**Back-to-Back Complete Game Shutouts:** vs. Tampa Bay, Sept. 9 (Hudson) and Sept. 10 (Zito), 2000  
**Back-to-Back 10 Strikeout Games by Individuals:** vs. Kansas City, June 25 (Blue, 12) and 26 (Hunter, 10), 1971

## OAKLAND PITCHING – INDIVIDUAL

**No-Hitter:** Sean Manaea vs. Boston, April 21, 2018  
**One-Hitter:** Cory Lidle at Cleveland, August 21, 2002  
**Two-Hitter:** Daniel Mengden vs. Arizona, May 26, 2018  
**10 or More Strikeouts:** Trevor Cahill (10) vs. Detroit, August 5, 2018  
**11 or More Strikeouts:** Trevor Cahill (12) vs. Baltimore, May 5, 2018  
**13 or More Strikeouts:** Todd Stottlemyre (15) vs. Kansas City, June 16, 1995  
**Back-to-Back Games, 10 or More Strikeouts:** Brandon McCarthy at Cle., Aug. 29, 2011 (10); vs. Sea., Sept. 3, 2011 (10)  
**Four Strikeouts in One Inning:** Ryan Dull vs. Chicago (AL), April 17, 2018 (8th)  
**Complete Game, ML Debut:** Mike Morgan vs. Baltimore, June 11, 1978  
**Complete Game Shutout, ML Debut:** Mike Norris vs. Chicago, Apr. 10, 1975  
**Back-to-Back Complete Games:** Brandon McCarthy at Cleveland, August 29, 2011; vs. Seattle, September 3, 2011  
**Three Straight Complete Games:** Mark Mulder vs. Minnesota, May 9; at Kansas City, May 15; vs. Kansas City, May 21, 2004  
**Back-to-Back Shutouts:** Mark Mulder at Arizona, July 6, 2001; vs. Los Angeles, July 12, 2001  
**More Than 9 Innings Pitched:** Todd Stottlemyre (10.0) vs. Kansas City, June 16, 1995  
**Position Player Pitched:** Jake Smolinski vs. Houston, June 13, 2018  
**Home Run by Pitcher:** John "Blue Moon" Odom vs. California, Sept. 4, 1972 (G1)

## OAKLAND HITTING – TEAM

**Three Straight Home Runs:** vs. Texas, April 15, 2006 (Chavez, Thomas, Bradley)  
**Three Home Runs, Inning:** vs. Los Angeles (AL), September 5, 2017 (Joyce, K.Davis, Olson)  
**Four Home Runs, Inning:** vs. Chicago (B3), Apr. 27, 2002 (Hatteberg, Long, Pena, Menecchino)  
**Five or More Home Runs, Game:** 5, at San Diego, June 20, 2018 (Barreto, Canha, Lowrie, Olson, Phegley)  
**Six or More Home Runs, Game:** 6, at Arizona, June 17, 2008 (Ellis 2, Chavez, Crosby, Davis, Suzuki)  
**Seven or More Home Runs, Game:** 8 at California, June 27, 1996 (Berroa, Brosius 2, Giambi, Herrera, McGwire, Steinbach, Young)  
**Two Grand Slams, Game:** at Seattle, September 10, 2007 (Suzuki and Johnson)  
**Home Runs by First Two Batters of Game:** Terrence Long and Randy Velarde vs. Kansas City, May 16, 2000  
**10 or More Plate Appearances, Inning:** 10 at Seattle, September 26, 2018 (5th)  
**11 or More Plate Appearances, Inning:** 12 vs. Los Angeles (AL), September 20, 2018 (6th)  
**13 or More Plate Appearances, Inning:** 15 at Baltimore, September 12, 2018 (3rd)  
**16 or More Plate Appearances, Inning:** 18 vs. California, July 5, 1996 (1st)  
**10 or More Runs, Inning:** at Baltimore, September 12, 2018 (10 in t-3)  
**20 or More Hits, Game:** vs. Los Angeles (AL), September 20, 2018 (22)  
**Back-to-Back Games of 10 or More Runs:** vs. Los Angeles (AL), September 19-20, 2018 (10-0, 21-3)  
**Three Straight Games of 10 or More Runs:** vs. Houston, September 9-10, 2017 (11-1, 11-4, 10-2)  
**Four or More Stolen Bases, Game:** at Los Angeles (AL), August 5, 2017 (4)  
**Five or More Stolen Bases, Game:** vs. Chicago (AL), July 5, 2017 (6)  
**Seven or More Stolen Bases, Game:** at Tampa Bay, August 6, 2011 (7)  
**Three or More Stolen Bases, Inning:** vs. Chicago (AL), July 5, 2017 (3 in 4th)  
**Four or More Stolen Bases, Inning:** vs. Seattle, September 8, 2010 (4 in 6th)  
**No Strikeouts, Game:** at Detroit, July 1, 2014

## OAKLAND HITTING – INDIVIDUAL

**Lead-Off Home Run:** Ramon Laureano vs. Texas, September 7, 2018  
**Inside-the-Park Home Run:** Nick Swisher at New York, June 11, 2006  
(Note: Mark Kotsay had an ITPHR at Minnesota in Game 2 of the ALDS, October 4, 2006)  
**Pinch-Hit Home Run:** Mark Canha vs. Minnesota, September 21, 2018  
**Pinch Hit Grand Slam:** Scott Sizemore at Texas, September 10, 2011  
**Pinch Hit Game Ending Home Run:** Chris Carter vs. Seattle, July 6, 2012  
**Walk Off Home Run:** Khris Davis vs. Minnesota, September 21, 2018  
**Walk Off Grand Slam:** Khris Davis vs. Texas, May 17, 2016  
**Inside-the-Park Grand Slam:** Jim Essian vs. Toronto, June 10, 1979

## The Last Time It Happened, continued

**Inside-the-Park Walk Off Home Run:** Reggie Jackson vs. Boston, August 22, 1971  
**Two Home Runs, Game:** Khris Davis vs. Minnesota, September 21, 2018  
**Three Home Runs, Game:** Khris Davis vs. Texas, May 17, 2016  
**Back-to-Back Multi-Homer Games:** Josh Reddick at Toronto, August 9-10, 2013  
**Two Players, Multi-HR, Same Game:** Khris Davis and Matt Olson vs. San Francisco, July 22, 2018  
**Two Home Runs, Same Inning:** Mark McGwire at Seattle (T5), Sept. 22, 1996  
**Home Runs From Both Sides of the Plate:** Coco Crisp at New York (AL), August 24, 2011  
**Home Run First Major League At Bat:** Terry Steinbach at Cleveland, Sept. 12, 1986  
**Home Run, First Major League Hit:** Franklin Barreto at Chicago (AL), June 24, 2017  
**Hit First Major League At Bat:** Tyler Ladendorf vs. Texas, April 8, 2015  
**Five Hits, Game:** Josh Donaldson at Chicago (AL), September 9, 2014  
**Two Hits, Same Inning:** Marcus Semien vs. Los Angeles (AL), September 20, 2018 (4th)  
**Five or More RBI, Same Inning:** Mark McGwire at Seattle, September 22, 1996 (5th)  
**Three Steals, Game:** Rajai Davis at Los Angeles (AL), August 5, 2017  
**Four Steals, Game:** Rajai Davis vs. Chicago (AL), July 5, 2017  
**Five Steals, Game:** Rickey Henderson vs. Seattle, July 29, 1989  
**Steal of Home:** Mark Canha vs. Toronto, July 31, 2018  
**Hitting for the Cycle:** Mark Ellis vs. Boston, June 4, 2007  
**Two Strikeouts, Inning:** Khris Davis vs. Houston, September 9, 2017 (G#1)  
**Hitless Streak, 20 or more at bats:** 20, Khris Davis, August 16-22, 2017  
**Hitless Streak, 21 or more at bats:** 25, Trevor Plouffe, May 27-June 5, 2017  
**Hitless Streak, 26 or more at bats:** 28, Stephen Vogt, July 23-August 3, 2015  
**Hitless Streak, 29 or more at bats (single season):** 33, Josh Donaldson, June 6-15, 2014  
**Hitless Streak, 34 or more at bats (single season):** 34, Adam Rosales, June 30-September 26, 2011

## OAKLAND FIELDING

**Four or More Errors, Game:** 4, vs. Tampa Bay, May 30, 2018  
**Five or More Errors, Game:** 5, vs. Seattle, April 1, 2011  
**Six or More Errors, Game:** 7 vs. Cleveland, June 7, 1987  
**Three Errors by Team, Inning:** at Houston, April 29, 2018  
**Triple Play:** vs. Minnesota, August 21, 2012 (Josh Donaldson to Adam Rosales to Chris Carter)  
**Turned Four or More DPs, Game:** 5 vs. Seattle, May 24, 2018

## OAKLAND MISCELLANEOUS – TEAM

**Four-Game Series, Sweep:** at Texas, July 23-26, 2018  
**Four-Game Series, Swept:** at Toronto, July 24-27, 2017  
**Tie Game:** vs. Detroit, May 24, 1968 (2-2)  
**Three Consecutive Extra Inning Games:** at Chicago, April 11-13, 2011 (10, 10, 10)  
**Rain Shortened Game:** at Detroit, August 27, 2013  
**Game Postponed:** at Chicago (AL), June 21, 2018  
**Game Cancelled:** at Baltimore, September 6, 2008  
**Played a Game Under 2:00:** 1:49, July 8, 2008 vs. Seattle  
**Doubleheader:** at Chicago (AL), June 22, 2018  
**Scheduled Doubleheader:** at Tampa Bay, June 10, 2017  
**Day-Night Doubleheader:** at Baltimore, May 7, 2016  
**Doubleheader, Sweep:** vs. Houston, September 9, 2017 (11-1, 11-4)  
**Doubleheader, Swept:** at Texas, May 29, 2009 (3-6, 2-5)  
**Player Ejection:** Matt Chapman vs. Los Angeles (AL), September 6, 2017  
**Manager Ejection:** Bob Melvin at Tampa Bay, September 15, 2018  
**Coach Ejection:** Darren Bush vs. Los Angeles (AL), September 4, 2017

## OAKLAND ATHLETICS DAY/NIGHT DOUBLEHEADERS

Date	Opponent	Site	Day Game	Night Game
August 10, 1971	Boston	Fenway Park	W, 6-5	W, 7-5
July 22, 1972	Boston	Fenway Park	W, 5-3	L, 0-3
July 17, 2000	Colorado	Coors Field	W, 11-10	L, 9-10 (10 inn.)
September 20, 2000	Baltimore	Camden Yards	L, 0-2	W, 4-0
August 27, 2011	Boston	Fenway Park	L, 3-9	L, 0-4
April 2, 2014	Cleveland	O.co Coliseum	W, 6-1	L, 4-6
May 7, 2016	Baltimore	Camden Yards	W, 8-4	L, 2-5



*The A's had three Gold Glove winners in 1981:  
Rickey Henderson, Mike Norris and Dwayne  
Murphy*

---

## ATHLETICS HISTORY

---

From its beginnings in Philadelphia to its current version in Oakland, the Athletics franchise has been one of the most storied in Major League history. The A's have won nine World Championships, 15 Pennants and 16 Divisions Titles in 118 years in the American League. Only the New York Yankees (27) and St. Louis Cardinals (11) have won more World Series and only the Yankees (40) have more American League Pennants.

The A's were one of the eight original AL franchises when the league was born in 1901. Connie Mack was named manager of the Philadelphia entry and would guide the A's for 50 years, winning five World Championship and 3,582 games. The Hall of Famer was also an owner of the club for all 54 years in Philadelphia.

Under Mack's leadership, the A's would win six of the first 14 AL Pennants, including World Series titles in 1910, 11 and 13. The first dynasty featured the "\$100,000 infield" of Stuffy McInnis, Eddie Collins, Jack Barry and Frank "Home Run" Baker as well as Hall of Fame pitchers Chief Bender, Eddie Plank and Rube Waddell. Waddell led the AL in strikeouts each year from 1902-07 and Baker earned the "Home Run" nickname by topping the AL in round trippers from 1911-14, with 11, 10, 12 and nine.

The A's won 99 games in 1914 but dropped off to 43 wins in 1915 as the club sold off many of its star players, a pattern that would continue throughout the history of the franchise. The A's had seven straight last place finishes through 1921, but a second dynasty was on the horizon.

Mack again began to assemble Hall of Fame talent in the mid-20's, putting together one of the most feared batting orders in baseball history with catcher Mickey Cochrane, first baseman Jimmie Foxx and outfielder Al Simmons. Add in another Hall of Famer on the mound in Lefty Grove and the A's would win 100 games in three straight seasons, including back-to-back World Championships in 1929 and 30.

The A's won their ninth AL Pennant with a 107-win season in 1931 as Grove won AL Most Valuable Player honors. Foxx won back-to-back MVPs in 1932 and 1933, setting franchise records for home runs (58) and RBI (169) in 1932. However, economics again led Mack to sell or trade his best players. The club would post 13 consecutive losing seasons from 1934-46 and would finish no higher than fourth place in the final 21 years in Philadelphia.

Connie Mack managed his final season in 1950 at the age of 87 and the Mack family sold the club to Arnold Johnson, who moved the A's to Kansas City in 1955.

The A's finished in sixth place in their first season in Kansas City, but that would be their highest finish in the midwest, which featured 13 losing seasons. The club again began to develop talent, but most, including the likes of Roger Maris and 1952 AL MVP Bobby Shantz, would end up being traded to the Yankees. Following the death of Johnson in 1960, the A's were sold to Charlie Finley.

Finley began assembling another talented group of A's players, signing Jim "Catfish" Hunter, Rollie Fingers, Bert Campaneris and Joe Rudi and drafting Reggie Jackson, Sal Bando and Vida Blue. While most of these players had limited time with the Kansas City A's, they would form the nucleus of the next A's dynasty.

The A's moved to Oakland in 1968 and won 82 games that year for their first winning season in 16 years. After back-to-back second place finishes in 1969 and 70, the A's won five straight American League West titles from 1971-75. Anchored by Hall of Famers Hunter, Fingers and Jackson, the A's won three straight World Championships from 1972-74.

Although the A's won 98 games in 1975, the third Athletics dynasty was already coming to an end with the departure of Hunter via free agency prior to the season. The rest of the players would be traded in the next two years and the A's reached a low in Oakland with a 108-loss season in 1979. However, that year saw the debut of the next A's superstar, Rickey Henderson.

Billy Martin was hired to manage the A's in 1980 and Henderson flourished under Martin, stealing 100 bases that year and a record 130 in 1982. Finley sold the A's to Haas Family following the 1980 season and Billy Ball, featuring Henderson on the bases and starting pitchers going the distance, was born. The A's won the West in the strike-shortened 1981 season but would face a seven-year drought before returning to the postseason.

The turnaround began in 1986 with the hiring of Tony La Russa as manager and the signing of Dave Stewart as a free agent. A trade for future Hall of Famer Dennis Eckersley in 1987 led to the emergence of the modern day closer and three straight rookies of the year in Jose Canseco (1986), Mark McGwire (1987) and Walt Weiss (1988) gave the A's the ingredients for a run of four AL West Championships in five years from 1988-92.

Oakland made three straight World Series appearances from 1988-90, including a World Championship in 1989 that was buoyed by the return of Henderson to Oakland. Two years later on May 1, 1991, Henderson would break Lou Brock's Major League stolen base record with his 939th steal.

The A's had MVPs in 1988 (Canseco), 1990 (Henderson) and 1992 (Eckersley) and Cy Youngs in Bob Welch (1990) and Eckersley (1992), but this time it was age that ended the A's run. While the A's have not won the World Series since the 1989 sweep of the cross-bay rival San Francisco Giants, there has been no shortage of postseason berths in the 21st century.

The Moneyball teams of the early 2000's featuring the Big Three of Tim Lincecum, Mark Mulder and 2002 Cy Young winner Barry Zito, and the offensive power of 2000 MVP Jason Giambi, 2002 MVP Miguel Tejada and Gold Glove Eric Chavez, made four straight post season appearances from 2000-03 and another in 2006. The 2002 club set a then-AL record with a 20-game winning streak, capped off by a Scott Hatteberg pinch hit home run.

The Bob Melvin-led A's have returned to the postseason four times in the last seven years, including back-to-back AL West titles in 2012-13.



# NOTABLE PERFORMANCES & AWARD WINNERS

## WORLD CHAMPIONSHIPS (9)

Year	Record	Opponent
1910	102-48	Chicago
1911	101-50	New York
1913	96-57	New York
1929	104-46	Chicago
1930	102-52	St. Louis
1972	93-62	Cincinnati
1973	94-68	New York
1974	90-72	Los Angeles
1989	99-63	San Francisco

## AMERICAN LEAGUE PENNANTS (15)

Year	Record	Manager
1902	83-53	Connie Mack
1905	92-56	Connie Mack
1910	102-48	Connie Mack
1911	101-50	Connie Mack
1913	96-57	Connie Mack
1914	99-53	Connie Mack
1929	104-46	Connie Mack
1930	102-52	Connie Mack
1931	107-45	Connie Mack
1972	93-62	Dick Williams
1973	94-68	Dick Williams
1974	90-72	Alvin Dark
1988	104-58	Tony La Russa
1989	99-63	Tony La Russa
1990	103-59	Tony La Russa

## AMERICAN LEAGUE WEST DIVISION TITLES (16)

Year	Record	Manager
1971	101-60	Dick Williams
1972	93-62	Dick Williams
1973	94-68	Dick Williams
1974	90-72	Alvin Dark
1975	98-64	Alvin Dark
1981	64-45	Billy Martin
1988	104-58	Tony La Russa
1989	99-63	Tony La Russa
1990	103-59	Tony La Russa
1992	96-66	Tony La Russa
2000	91-70	Art Howe
2002	103-59	Art Howe
2003	96-66	Ken Macha
2006	93-69	Ken Macha
2012	94-68	Bob Melvin
2013	96-66	Bob Melvin

## AMERICAN LEAGUE WILD CARDS (3)

Year	Record	Manager
2001	102-60	Art Howe
2014	88-74	Bob Melvin
2018	97-65	Bob Melvin

## AMERICAN LEAGUE

### MOST VALUABLE PLAYERS (11)

Lefty Grove	1931
Jimmie Foxx	1932
Jimmie Foxx	1933
Bobby Shantz	1952
Vida Blue	1971
Reggie Jackson	1973
Jose Canseco	1988
Rickey Henderson	1990
Dennis Eckersley	1992
Jason Giambi	2000
Miguel Tejada	2002

### AMERICAN LEAGUE CY YOUNG AWARDS (5)

Vida Blue	1971
Jim Hunter	1974
Bob Welch	1990
Dennis Eckersley	1992
Barry Zito	2002

### AMERICAN LEAGUE ROOKIES OF THE YEAR (8)

Harry Byrd	1952
Jose Canseco	1986
Mark McGwire	1987
Walt Weiss	1988
Ben Grievie	1998
Bobby Crosby	2004
Huston Street	2005
Andrew Bailey	2009

### AMERICAN LEAGUE MANAGERS OF THE YEAR (4)

Tony La Russa	1988
Tony La Russa	1992
<b>Bob Melvin</b>	<b>2012</b>
<b>Bob Melvin</b>	<b>2018</b>

## POSTSEASON BESTS

World Championships		Division Titles	
Yankees	27	Yankees	18
Cardinals	11	Braves	18
<b>Athletics</b>	<b>9</b>	Dodgers	17
Red Sox	9	<b>Athletics</b>	<b>16</b>
Giants	8	Cardinals	14
League Championships*		Postseason Appearances	
Yankees	40	Yankees	54
Giants	21	Dodgers	32
Dodgers	20	Cardinals	28
Cardinals	19	<b>Athletics</b>	<b>27</b>
<b>Athletics</b>	<b>15</b>	Giants	26

\*since 1901

**LEAGUE LEADERS**

**Batting Champions (6)**

Year	Name	Avg.
1901	Nap Lajoie	.426
1930	Al Simmons	.381
1931	Al Simmons	.390
1933	Jimmie Foxx	.356
1951	Ferris Fain	.344
1952	Ferris Fain	.327

**Home Run Champions (23)**

Year	Name	HR
1901	Nap Lajoie	14
1902	Socks Seybold	16
1904	Harry Davis	10
1905	Harry Davis	8
1906	Harry Davis	12
1907	Harry Davis	8
1911	Frank Baker	11
1912	Frank Baker	10
1913	Frank Baker	12
1914	Frank Baker	9
1918	Tilly Walker	11
1932	Jimmie Foxx	58
1933	Jimmie Foxx	48
1935	Jimmie Foxx	36
1951	Gus Zernial	33
1973	Reggie Jackson	32
1975	Reggie Jackson	36
1981	Tony Armas	22
1987	Mark McGwire	49
1988	Jose Canseco	42
1991	Jose Canseco	44
1996	Mark McGwire	52
2018	Khris Davis	48

**RBI Champions (11)**

Year	Name	RBI
1901	Nap Lajoie	125
1905	Harry Davis	83
1906	Harry Davis	96
1912	Frank Baker	130
1913	Frank Baker	117
1929	Al Simmons	157
1932	Jimmie Foxx	169
1933	Jimmie Foxx	163
1951	Gus Zernial	125

1973	Reggie Jackson	117
1988	Jose Canseco	124

**ERA Champions (12)**

Year	Name	ERA
1905	Rube Waddell	1.48
1909	Harry Krause	1.39
1926	Lefty Grove	2.51
1929	Lefty Grove	2.82
1930	Lefty Grove	2.54
1931	Lefty Grove	2.05
1932	Lefty Grove	2.84
1970	Diego Segui	2.56
1971	Vida Blue	1.82
1974	Catfish Hunter	2.49
1981	Steve McCatty	2.32
1994	Steve Ontiveros	2.65

**Strikeout Champions (13)**

Year	Name	Tot.
1902	Rube Waddell	210
1903	Rube Waddell	302
1904	Rube Waddell	349
1905	Rube Waddell	287
1906	Rube Waddell	196
1907	Rube Waddell	232
1925	Lefty Grove	116
1926	Lefty Grove	194
1927	Lefty Grove	174
1928	Lefty Grove	183
1929	Lefty Grove	170
1930	Lefty Grove	209
1931	Lefty Grove	175

**LEAGUE AWARDS**

**AL Pitcher of the Month**

Rick Langford	August, 1979
Matt Keough	April, 1981
Jay Howell	June, 1985
Steve Ontiveros	June, 1987
Dave Stewart	April, 1988
Mike Moore	July, 1989
Dave Stewart	April, 1990
Dave Stewart	September, 1990
Tim Hudson	September, 2000
Mark Mulder	July, 2001
Barry Zito	August, 2001

Barry Zito	September, 2001
Mark Mulder	June, 2002
Cory Lidle	August, 2002
Barry Zito	July, 2005
Esteban Loaiza	August, 2006
Dan Haren	May, 2007
Bartolo Colón	June, 2013
Sonny Gray	April, 2014
Sonny Gray	July, 2014
Scott Kazmir	July, 2015
Rich Hill	May, 2016
Sean Manaea	April, 2018

**AL Player of the Month**

Gene Tenace	September, 1975
Mike Davis	April, 1985
Carney Lansford	May, 1988
Jose Canseco	September, 1988
Jose Canseco	May, 1990
Dave Henderson	April, 1991
Mark McGwire	June, 1996
Jason Giambi	September, 2000
Jason Giambi	May, 2001
Jermaine Dye	August, 2001
Eric Chavez	September, 2001
Josh Donaldson	September, 2013

**AL Rookie of the Month**

Bobby Crosby	June, 2004
Joe Blanton	June, 2005
Joe Blanton	August, 2005
Andrew Bailey	August, 2009
Brett Anderson	September, 2009
Jemile Weeks	June, 2011
Yoenis Céspedes	September, 2012
Nate Freiman	May, 2013
Ryon Healy	September, 2016

**World Series Most Valuable Player**

Gene Tenace	1972
Reggie Jackson	1973
Rollie Fingers	1974
Dave Stewart	1989

**ALCS Most Valuable Player**

Dennis Eckersley	1988
Rickey Henderson	1989
Dave Stewart	1990

**RECENT PLAYER OF THE WEEK AWARD WINNERS**

**\*Sean Manaea, April 22, 2018**

Yonder Alonso, May 7, 2017

**Khris Davis, September 18, 2016\***

Josh Reddick, May 3, 2015\*

Sonny Gray and Josh Reddick, September 28, 2014\*

Jon Lester, September 14, 2014

Brandon Moss, May 18, 2014

Brandon Moss, September 1, 2013

Josh Donaldson, April 28, 2013

Josh Reddick, September 3, 2012

Yoenis Céspedes, July 16, 2012

Brandon Moss, June 18, 2012

Hideki Matsui, July 25, 2011

Gio Gonzalez, July 4, 2011\*

Trevor Cahill, August 9, 2010

Dallas Braden, May 10, 2010

Mark Ellis, August 10, 2009

Jack Cust, May 5, 2008

Jack Cust and Dan Johnson, May 14, 2007

Frank Thomas, September 11, 2006

Mark Kotsay, July 17, 2006

Eric Chavez, May 30, 2005

Eric Byrnes, August 2, 2004

Erubiel Durazo and Scott Hatteberg, June 14, 2004\*

Miguel Tejada, August 25, 2003\*

Mark Mulder, August 4, 2003

Barry Zito, May 5, 2003\*

Scott Hatteberg, April 14, 2003

Tim Hudson, Sept. 9, 2002\*

Eric Chavez, August 19, 2002

David Justice, April 1, 2002

*\*indicates co-Player of the Week*

<b>All-Star Game Most Valuable Player</b>	
Terry Steinbach	1988

<b>Outstanding Designated Hitter Award</b>	
Dave Kingman	1984
Dave Parker	1989
<b>Khris Davis</b>	<b>2018</b>

<b>Roberto Clemente Award</b>	
Dave Stewart	1990

<b>Joe Cronin Award</b>	
Rickey Henderson	1982
Jose Canseco	1988
Dave Stewart	1990

<b>Executive of the Year</b>	
<b>Billy Beane</b>	<b>2018</b>

## TEAM AWARDS

<b>Dave Stewart Community Service Award</b>	
Ernie Young	1996
Scott Spiezio	1997
Tom Candiotti	1998
Art Howe	1999
Jason Giambi	2000
Terrence Long	2001
Tim Hudson	2002
Scott Hatteberg	2003
Eric Chavez	2004
Barry Zito	2005
Mark Kotsay	2006
Mark Ellis	2007
Dana Eveland	2008
Dallas Braden/Kurt Suzuki	2009
Craig Breslow	2010
Josh Willingham	2011
Jonny Gomes	2012
Sean Doolittle	2013
Jed Lowrie	2014
Stephen Vogt	2015
Stephen Vogt	2016
<b>Liam Hendriks</b>	<b>2017</b>
<b>Chad Pinder</b>	<b>2018</b>

<b>Jim "Catfish" Hunter Award</b>	
Tim Hudson	2004
Mark Ellis	2005
Jason Kendall	2006
Mark Ellis	2007
Mike Sweeney	2008
Kurt Suzuki	2009
Ben Sheets	2010
Josh Willingham	2011
Jonny Gomes	2012
Coco Crisp	2013
Stephen Vogt	2014
Stephen Vogt	2015
Stephen Vogt	2016
Jed Lowrie	2017
<b>Matt Chapman</b>	<b>2018</b>

## BBWAA AWARDS

<b>Bill Rigney "Good Guy" Award</b>	
Matt Stairs	1997
Rickey Henderson	1998
Jason Giambi	1999
Eric Chavez	2000
Johnny Damon	2001
Scott Hatteberg	2002
Tim Hudson	2003
Mark Kotsay	2004
Bobby Crosby	2005
Frank Thomas	2006
Mark Ellis	2007
Huston Street	2008
Kurt Suzuki	2009
Kurt Suzuki	2010
Gio Gonzalez	2011
Jonny Gomes	2012
Brandon Moss	2013
Sean Doolittle	2014
Stephen Vogt	2015
<b>Marcus Semien</b>	<b>2016</b>
Jed Lowrie	2017
<b>Stephen Piscotty</b>	<b>2018</b>

<b>Local Chapter MVP</b>	
Joe Rudi	1974
Rollie Fingers	1975
Vida Blue	1976
Jason Giambi	2000

## PLAYERS CHOICE AWARDS

<b>AL Outstanding Pitcher of the Year</b>	
Barry Zito	2002

<b>AL Outstanding Rookie</b>	
Ben Grieve	1998
Terrence Long	2000
Bobby Crosby	2004
Huston Street	2005

<b>AL Comeback Player of the Year</b>	
Dennis Eckersley	1992
John Jaha	1999
Frank Thomas	2006

<b>Man of the Year</b>	
Mark McGwire	1996

## THE SPORTING NEWS AWARDS

<b>Major League Player of the Year</b>	
Reggie Jackson	1973

<b>AL Most Valuable Player</b>	
Al Simmons	1929
Jimmie Foxx	1932
Jimmie Foxx	1933

<b>AL Player of the Year</b>	
Ferris Fain	1951
Reggie Jackson	1973

Tony Armas	1981
Jose Canseco	1988

<b>AL Pitcher of the Year</b>	
Bobby Shantz	1952
Vida Blue	1971
Jim Hunter	1974
Bob Welch	1990
Dennis Eckersley	1992
Barry Zito	2002

<b>AL Rookie Player of the Year</b>	
Dick Howser	1961
Mitchell Page	1977
Jose Canseco	1986
Mark McGwire	1987
Walt Weiss	1988
Ben Grieve	1998
Bobby Crosby	2004
Huston Street	2005

<b>AL Rookie Pitcher of the Year</b>	
Jim Nash	1966
Tim Hudson	1999

<b>AL Fireman of the Year</b>	
Jack Aker	1966
Dennis Eckersley	1988
Dennis Eckersley	1991
Dennis Eckersley	1992
Billy Koch	2002
Keith Foulke	2003

<b>AL Comeback Player of the Year</b>	
Storm Davis	1988
John Jaha	1999

<b>ML Manager of the Year</b>	
Billy Martin	1981

<b>AL Manager of the Year</b>	
Tony La Russa	1988
Tony La Russa	1992
<b>Bob Melvin</b>	<b>2018</b>

<b>ML Executive of the Year</b>	
<b>Billy Beane</b>	<b>1999</b>
<b>Billy Beane</b>	<b>2012</b>
<b>Billy Beane</b>	<b>2018</b>

<b>Sportsman of the Year</b>	
Charles O. Finley	1972
Mark McGwire	1997

<b>Major League All-Star Team</b>	
Mickey Cochrane, C	1925
Eddie Rommel, P	1925
Al Simmons, OF	1927
Mickey Cochrane, C	1928
Lefty Grove, P	1928
Jimmie Foxx, 1B	1929
Al Simmons, OF	1929
Mickey Cochrane, C	1929
Lefty Grove, P	1929
Al Simmons, OF	1930
Mickey Cochrane, C	1930
Lefty Grove, P	1930

## Athletics History, continued

Al Simmons, OF	1931
Mickey Cochrane, C	1931
Lefty Grove, P	1931
Jimmie Foxx, 1B	1932
Lefty Grove, P	1932
Jimmie Foxx, 1B	1933
Mike Higgins, 3B	1934
Doc Cramer, OF	1935
Mike Higgins, 3B	1936
Ferris Fain, 1B	1951
Ferris Fain, 1B	1952
Bobby Shantz, P	1952

### American League All-Star Team

Norm Siebern, 1B	1962
Reggie Cochrane, OF	1969
Vida Blue, LHP	1971
Joe Rudi, OF	1972
Sal Bando, 3B	1973
Bert Campaneris, SS	1973
Ken Holtzman, LHP	1973
Reggie Jackson, OF	1973
Sal Bando, 3B	1974
Bert Campaneris, SS	1974
Jim Hunter, RHP	1974
Joe Rudi, OF	1974
Reggie Jackson, OF	1975
Joe Rudi, OF	1976
Dwayne Murphy, OF	1981
Rickey Henderson, OF	1981
Tony Armas, OF	1981
Dave Kingman, DH	1984
Jose Canseco, OF	1988
Dennis Eckersley, RP	1988
Dave Stewart, RHP	1988
Carney Lansford, 3B	1989
Jose Canseco, OF	1990
Rickey Henderson, OF	1990
Bob Welch, RHP	1990
Jose Canseco, OF	1991
Mark McGwire, 1B	1992
Mark McGwire, 1B	1996
Mark Mulder, LHP	2001
Eric Chavez, 3B	2002
Barry Zito, LHP	2002
<b>Matt Olson, 1B</b>	<b>2018</b>

### WIRE SERVICE AWARDS

#### AP Player of the Year

Jose Canseco	1988
--------------	------

#### AP Manager of the Year

Billy Martin	1980
--------------	------

#### UPI Manager of the Year

Tony LaRussa	1992
--------------	------

#### AP Major League All-Star Team

Rickey Henderson, OF	1990
Bob Welch, RHP	1990
Jose Canseco, OF	1991
Dennis Eckersley, RP	1992

Mark McGwire, 1B	1992
Mark McGwire, 1B	1996

#### UP AL All-Star Team

Mark McGwire, 1B	1992
Dennis Eckersley, RP	1992

#### UPI AL Comeback Player of the Year

Dave Kingman	1984
Dave Henderson	1988
Mark McGwire	1992

#### UPI Executive of the Year

Sandy Alderson	1988
Sandy Alderson	1990

### MISCELLANEOUS AWARDS

#### Organization of the Year

Baseball America	1982
Topps	1998
Baseball America	1999
Howe Sports Data	1999
Topps	1999
Topps	2004

#### Baseball America Executive of the Year

<b>Billy Beane</b>	<b>2002</b>
<b>Billy Beane</b>	<b>2013</b>

#### AL Rawlings Gold Glove

Joe Rudi, OF	1974
Joe Rudi, OF	1975
Joe Rudi, OF	1976
Dwayne Murphy, OF	1980
Mike Norris, P	1980
Dwayne Murphy, OF	1981
Mike Norris, P	1981
Rickey Henderson, OF	1981
Dwayne Murphy, OF	1982
Dwayne Murphy, OF	1983
Dwayne Murphy, OF	1984
Dwayne Murphy, OF	1985
Alfredo Griffin, SS	1985
Mark McGwire, 1B	1990
Eric Chavez, 3B	2001
Eric Chavez, 3B	2002
Eric Chavez, 3B	2003
Eric Chavez, 3B	2004
Eric Chavez, 3B	2005
Eric Chavez, 3B	2006
Josh Reddick, OF	2012
<b>Matt Olson, 1B</b>	<b>2018</b>
<b>Matt Chapman, 3B</b>	<b>2018</b>

#### Wilson Defensive Player of the Year

Josh Reddick, AL OF	2012
Josh Reddick, AL OF	2012
<b>Matt Chapman, ML and ML 3B</b>	<b>2018</b>

#### AL Silver Slugger Award

Rickey Henderson	1981
Jose Canseco	1988
Jose Canseco	1990

Rickey Henderson	1990
Jose Canseco	1991
Mark McGwire	1992
Mark McGwire	1996
Jason Giambi	2001
Eric Chavez	2002

#### AL Roloids Relief Man Award

Dennis Eckersley	1988
Dennis Eckersley	1992
Billy Koch	2002
Keith Foulke	2003

#### Topps ML Rookie All-Star Team

Dick Howser, OF	1961
Ed Charles, 3B	1962
Manny Jimenez, OF	1962
Bert Campaneris, SS	1964
Jim Nash, RHP	1966
Rick Monday, OF	1967
Angel Mangual, OF	1971
Claudell Washington, OF	1974
Wayne Gross, 3B	1977
Mitchell Page, OF	1977
Dave Revering, 1B	1978
John Johnson, LHP	1978
Bob Kearney, C	1983
Jose Canseco, OF	1986
Mark McGwire, 1B	1987
Walt Weiss, SS	1988
Felix Jose, OF	1990
Tony Batista, 2B	1996
Ben Griewe, OF	1998
A.J. Hinch, C	1998
Terrence Long, OF	2000
Mark Ellis, 2B	2002
Bobby Crosby, SS	2004
Dan Johnson, 1B	2005
Huston Street, P	2005
Brad Ziegler, P	2008
Yoenis Cespedes, OF	2012

#### Tony Conigliaro Award

Jim Mecir	2003
<b>Stephen Piscotty</b>	<b>2018</b>

#### The Hutch Award

Carney Lansford	1992
Jason Giambi	2000

#### AL Chalmers Award\*

Eddie Collins	1914
---------------	------

#### Early American League MVPs\*

Mickey Cochrane, C	1928
--------------------	------

\* The Baseball Writers' Association of America officially balloted and named the MVP in each major league since 1931. The earlier awards were known as the Chalmers (automobile) Award (1911-14) and then the league made the award from 1922 through 1928.

# ATHLETICS HALL OF FAME


The Athletics Hall of Fame was founded in 2018 to honor the individuals who have shaped the identity and success of the Athletics franchise.

The inaugural class of seven featured the five Oakland A's National Baseball Hall of Famers: Catfish Hunter, Rollie Fingers, Reggie Jackson, Dennis Eckersley and Rickey Henderson, as well as four-time 20-game winner Dave Stewart and owner Charlie Finley.

The first induction ceremony, which will become an annual affair, took place on Sept. 5, 2018. Members of the Athletics Hall of Fame will be honored with a display at the Coliseum in the future.



## ATHLETICS HALL OF FAMERS



**Dennis Eckersley**  
Oakland A's 1987-95

When Dennis Eckersley was traded to the A's in April of 1987, he had a successful 12-year career as a starting pitcher. By the time his nine seasons in Oakland concluded, he redefined the role of closer, saving an Athletics record 320 games. Born in Oakland and raised in Fremont, he was the AL MVP and Cy Young winner in 1992. Eckersley was a four-time All-Star with Oakland and was a member of the A's World Champions in 1989.



**Rollie Fingers**  
Oakland A's 1968-76

Rollie Fingers made his ML debut with Oakland in 1968 and was used both as a starter and reliever over his first four seasons. He moved to the bullpen full time in 1972, when the A's began their run of three consecutive World Championships. Fingers spent the first nine seasons of his 17-year Hall of Fame career with Oakland. The mustachioed right-hander was a four-time All-Star with the A's and earned 1974 World Series MVP honors.



**Charlie Finley**  
Kansas City A's 1961-67;  
Oakland A's 1968-80

After purchasing the Kansas City A's following the 1960 season, Charlie Finley moved the club to Oakland in 1968 where the team he assembled would win three consecutive World Championships from 1972-74. He would be remembered as much for his off-field antics and innovations as he proposed the designated hitter, interleague play and World Series night games. Finley also introduced baseball to Charlie O the mule, Harvey the mechanical rabbit, white cleats, colorful uniforms and more.

## ATHLETICS RETIRED NUMBERS

No.	Player	Date Retired
9	Reggie Jackson	May 22, 2004
24	Rickey Henderson	August 1, 2009
27	Jim "Catfish" Hunter	June 9, 1991
34	Rollie Fingers	July 5, 1993
43	Dennis Eckersley	August 13, 2005




**Rickey Henderson**  
Oakland A's 1979-84, 89-93,  
94-95, 98

Raised in Oakland and drafted by the A's, Rickey Henderson went on to become the greatest player in Oakland A's history and one of the greatest leadoff hitters of all time. He played 14 of his 25 seasons in an Oakland uniform and finished his career in 2003 as the all-time leader in stolen bases (1,406), runs scored (2,295) and walks (2,190). Henderson was a six-time All-Star with the A's, AL MVP in 1990, and a member of the 1989 A's World Champions.



**Dave Stewart**  
Oakland A's 1986-92, 95

Born in Oakland and a graduate of St. Elizabeth High School, Dave Stewart spent six seasons in the majors with three teams before breaking through with the A's. He joined Oakland in 1986 and would go on to win 20 games in four consecutive seasons from 1987-90. The big-game pitcher went 8-3 with a 2.22 ERA in 14 postseason starts for Oakland, including two wins in the 1989 World Series when he earned MVP honors in the A's sweep of the Giants.



**Jim "Catfish" Hunter**  
Kansas City A's 1965-67;  
Oakland A's 1968-74

Jim "Catfish" Hunter was the anchor of the A's teams that won three consecutive World Championships from 1972 to 1974. He had four straight 20-win seasons with Oakland, including a career-high 25 victories in 1974 when he won the AL Cy Young. Hunter was a six-time All-Star with the A's and tossed the first perfect game in Oakland history on May 8, 1968. He pitched three seasons in Kansas City and seven in Oakland and was inducted to the National Hall of Fame in 1987.



**Reggie Jackson**  
Kansas City A's 1967;  
Oakland A's 1968-75, 87

"Mr. October" was born in 1973 when Reggie Jackson earned World Series MVP honors as the A's won their second of three straight World Championships. He was also named AL MVP that year after leading the league in runs, home runs and RBI. Jackson made his debut with the Kansas City A's in 1967, spent the next eight seasons with Oakland and then concluded his 21-year Hall of Fame career with the A's in 1987. He played in six All-Star Games in an Oakland uniform.

## ATHLETICS ALL-STAR GAME TRIVIA

### MOST SELECTIONS

- 9 Mark McGwire
- 6 Jim Hunter
- 6 Reggie Jackson
- 6 Rickey Henderson
- 5 Bert Campaneris
- 5 Bob Johnson
- 5 Jose Canseco

### YOUNGEST

- 20 years, 95 days
- 20 years, 318 days
- 21 years, 94 days
- 21 years, 196 days
- 21 years, 350 days
- 22 years, 13 days
- 22 years, 64 days
- 22 years, 134 days
- 22 years, 232 days
- 23 years, 8 days

### OLDEST

- 40 years, 53 days
- 37 years, 285 days
- 36 years, 335 days
- 36 years, 279 days
- 36 years, 222 days
- 36 years, 33 days
- 35 years, 280 days
- 35 years, 198 days
- 34 years, 226 days
- 34 years, 128 days

- Jim Hunter, 1966
- Claudell Washington, 1975
- Jim Hunter, 1967
- Rickey Henderson, 1980
- Vida Blue, 1971
- Jose Canseco, 1986
- Ben Grieve, 1998
- Trevor Cahill, 2010
- Rick Monday, 1968
- Matt Keough, 1978

- Bartolo Colón, 2013
- Dennis Eckersley, 1992
- Bobo Newsom, 1944
- Dennis Eckersley, 1991
- Bob Johnson, 1942
- Eddie Joost, 1952
- Dennis Eckersley, 1990
- Grant Balfour, 2013
- Bob Johnson, 1940
- Steve Ontiveros, 1995

# ATHLETICS IN THE NATIONAL BASEBALL HALL OF FAME

Players (7)	Year Inducted	Pos.	Career Avg.	Years With Athletics
Frank Baker	1955	3B	.307	1908-14
Mickey Cochrane	1947	C	.320	1925-33
Eddie Collins	1939	2B	.333	1906-14; 27-30
Jimmie Foxx	1951	1B	.325	1925-35
Rickey Henderson	2009	OF	.279	1979-1984; 89-93; 94-95; 98
Reggie Jackson	1993	OF	.262	1967-75; 87
Al Simmons	1953	OF	.334	1924-32; 40-41; 44

Pitchers (7)	Year Inducted	Career Record	Career ERA	Years With Athletics
Chief Bender	1953	212-127	2.46	1903-14
Dennis Eckersley	2004	197-171, 390 SVs	3.50	1987-95
Rollie Fingers	1992	114-118, 341 SVs	2.90	1968-76
Lefty Grove	1947	300-141	3.06	1925-33
Jim Hunter	1987	224-166	3.26	1965-74
Eddie Plank	1946	326-194	2.35	1901-14
Rube Waddell	1946	193-143	2.16	1902-07

Managers (3)	Year Inducted	Career Record	Years With Athletics
Tony La Russa	2014	2728-2365	1986-95
Connie Mack	1937	3776-4025	1901-50
Dick Williams	2008	1571-1451	1971-73

**Other Hall of Famers Who Spent Part of Their Career With the Athletics (24):** Harold Baines (1990-92); Orlando Cepeda (1972); Ty Cobb (1927-28); Jimmy Collins (1907-08); Stan Coveleski (1912); Elmer Flick (1902); Nellie Fox (1947-49); Rich Gossage (1992-93); Whitey Herzog (1958-60); Waite Hoyt (1931); George Kell (1943-46); Nap Lajoie (1901-02; 1915-16); Willie McCovey (1976); Joe Morgan (1984); Satchel Paige (1965); Herb Pennock (1912-15); Mike Piazza (2007); Tim Lincecum (1999); Enos Slaughter (1955-56); Tris Speaker (1928); Don Sutton (1985); Frank Thomas (2006; 08); Zack Wheat (1927); Billy Williams (1975-76).

**Broadcasters Who Spent Part of Their Careers With the Athletics (Ford C. Frick Award):** By Saam (1938-54); Al Helfer (1968-69); Harry Caray (1970); Bob Elson (1971); Jon Miller (1974); Lon Simmons (1981-1995); Bill King (1981-2005)

## THE A'S ELEPHANT

After helping form the American League in 1901, New York Giants manager John McGraw dismissed the A's with contempt by calling them "The White Elephants," implying Connie Mack should not be allowed to spend money without supervision. Mack defiantly adopted the White Elephant as the team insignia and in 1902, the Athletics won their first American League pennant.


The White Elephant remained the team's mascot and later that decade, made its first appearance on the A's team sweaters. In 1918, the Elephant saw its first game action when Mack had the pachyderm symbol (in blue with a white "A" inside) placed on the left sleeve of every player.

By 1920, Mack had fully adopted the Elephant as the team's symbol. The traditional "A" on front of the team's jersey was replaced by a blue elephant logo. After a few poor seasons, Mack decided change was in order. So, in 1924, the blue elephant was replaced by the traditional white elephant on the team's jersey and the A's played better ball for the next few years.

In 1928, Mack decided the elephant had worn out its brief welcome on the A's jersey fronts and replaced the logo with the familiar "A" on the uniform. The A's went on to win two World Championships and an AL crown in the next three years, although the resurgence was probably due more to the additions of Foxx, Simmons, Grove and Cochrane than the elephant's absence.

That was the last year for the elephant on the A's uniform until 1955, when the A's, now in Kansas City, added the patch to their uniform sleeves. However, when Charlie Finley purchased the team in the early 1960's, the elephant was once again sent packing and replaced by, of all animals, a mule.

Prior to the 1988 season, the A's brought back a new, more aggressive A's Elephant. In 1995, the traditional A's elephant was reincorporated into many of the team's promotional items and publications and is now a prominent feature on the A's uniform.



# ATHLETICS ALL-STAR GAME SELECTIONS

1933 Connie Mack (manager), Jimmie Foxx (1b), Lefty Grove (p)  
 1934 Jimmie Foxx (1b), Pinky Higgins (3b)  
 1935 Jimmie Foxx (1b), Bob Johnson (of)  
 1936 Pinky Higgins (3b)  
 1937 Wally Moses (of)  
 1938 Bob Johnson (of)  
 1939 Russell Blackburne (coach), Frank Hayes (c), Bob Johnson (of)  
 1940 Frank Hayes (c), Bob Johnson (of)  
 1941 Frank Hayes (c)  
 1942 Bob Johnson (of)  
 1943 Russell Blackburne (coach), Dick Siebert (1b)  
 1944 Frank Hayes (c), Bobo Newsom (p)  
 1945 NO GAME  
 1946 Buddy Rosar (c), Sam Chapman (of)  
 1947 Buddy Rosar (c)  
 1948 Buddy Rosar (c)\*, Joe Coleman (p)  
 1949 Eddie Joost (ss)\*, Lou Brissie (p), Alex Kellner (p)  
 1950 Ferris Fain (1b)  
 1951 Ferris Fain (1b)\*, Bobby Shantz (p)  
 1952 Ferris Fain (1b), Bobby Shantz (p), Eddie Joost (ss)  
 1953 Gus Zernial (of)\*, Eddie Robinson (1b)  
 1954 Jim Finigan (3b)  
 1955 Jim Finigan (3b)\*, Vic Power (1b)  
 1956 Harry Simpson (of), Vic Power (1b)  
 1957 Joe DeMaestri (ss)  
 1958 Bob Cerv (of)\*  
 1959 Harry Craft (coach), Bud Daley (p), Roger Maris (of)\*\*\*\*  
 1960 Bud Daley (p)  
 1961 Dick Howser (ss)  
 1962 Norm Siebern (1b), Hank Bauer (coach)\*\*\*\*  
 1963 Norm Siebern (1b-of)  
 1964 John Wyatt (p)  
 1965 John O'Donoghue (p)  
 1966 Jim Hunter (p)  
 1967 Jim Hunter (p)  
 1968 Bert Campaneris (ss), Rick Monday (of), John Odum (p)  
 1969 Sal Bando (3b)\*, Reggie Jackson (of)\*, John Odum (p)  
 1970 Jim Hunter (p)  
 1971 Vida Blue (p), Dave Duncan (c), Reggie Jackson (of)  
 1972 Dick Williams (coach), Sal Bando (3b), Bert Campaneris (ss), Ken Holtzman (p), Jim Hunter (p), Reggie Jackson (of)\*, Joe Rudi (of)  
 1973 Dick Williams (manager), Sal Bando (3b), Bert Campaneris (ss), Rollie Fingers (p), Ken Holtzman (p), Jim Hunter (p), Reggie Jackson (of)\*  
 1974 Sal Bando (3b), Bert Campaneris (ss)\*, Rollie Fingers (p), Jim Hunter (p), Reggie Jackson (of)\*, Joe Rudi (of)  
 1975 Alvin Dark (manager), Wes Stock (coach), Vida Blue (p), Bert Campaneris (ss)\*, Rollie Fingers (p), Reggie Jackson (of)\*, Joe Rudi (of)\*, Gene Tenace (c), Claudell Washington (of)  
 1976 Rollie Fingers (p), Phil Garner (2b)  
 1977 Vida Blue (p), Wayne Gross (3b)  
 1978 Matt Keough (p)  
 1979 Jeff Newman (c)  
 1980 Rickey Henderson (of)  
 1981 Tony Armas (of), Mike Norris (p)  
 1982 Billy Martin (manager), Art Fowler (coach), Jackie Moore (coach), Rickey Henderson (of)\*  
 1983 Rickey Henderson (of)

1984 Bill Caudill (p), Rickey Henderson (of), Jackie Moore (coach)  
 1985 Jay Howell (p)  
 1986 Jose Canseco (of)  
 1987 Tony La Russa (coach), Rene Lachemann (coach), Jay Howell (p), Mark McGwire (1b)  
 1988 Jose Canseco (of)\*, Dennis Eckersley (p), Carney Lansford (3b), Mark McGwire (1b)\*, Terry Steinbach (c)\*  
 1989 Tony La Russa (manager), Dave Duncan (coach), Art Kusnyer (coach), Jose Canseco (of)\*\*\*, Mark McGwire (1b)\*, Mike Moore (p), Terry Steinbach (c)\*, Dave Stewart (p)\*  
 1990 Tony La Russa (manager), Dave Duncan (coach), Dave McKay (coach), Jose Canseco (of)\*, Dennis Eckersley (p), Rickey Henderson (of)\*, Mark McGwire (1b)\*, Bob Welch (p)\*  
 1991 Tony La Russa (manager), Dave Duncan (coach), Rene Lachemann (coach), Tommie Reynolds (coach), Harold Baines (of), Dennis Eckersley (p), Dave Henderson (of)\*, Rickey Henderson (of)\*, Mark McGwire (1b)\*\*  
 1992 Jose Canseco (of)\*\*\*, Dennis Eckersley (p), Mark McGwire (1b)\*  
 1993 Terry Steinbach (c)  
 1994 Ruben Sierra (of)  
 1995 Mark McGwire (1b)\*\*\*, Steve Ontiveros (rhp)  
 1996 Mark McGwire (1b)  
 1997 Mark McGwire (1b)  
 1998 Art Howe (coach), Ben Grieve (of)  
 1999 John Jaha (1b)  
 2000 Jason Giambi (1b)\*, Tim Hudson (rhp), Jason Istringhausen (rhp)  
 2001 Jason Giambi (1b)  
 2002 Miguel Tejada (ss), Barry Zito (lhp)  
 2003 Ramon Hernandez (c), Keith Foulke (rhp), Mark Mulder (lhp), Barry Zito (lhp)\*\*\*\*  
 2004 Mark Mulder (lhp)\*, Tim Hudson (rhp)\*\*\*  
 2005 Justin Duchscherer (rhp), Ken Macha (coach)  
 2006 Barry Zito (lhp)  
 2007 Dan Haren (rhp)\*  
 2008 Justin Duchscherer (rhp)  
 2009 Andrew Bailey (rhp)  
 2010 Andrew Bailey (rhp), Trevor Cahill (rhp)\*\*\*\*\*, Bob Geren (coach)  
 2011 Gio Gonzalez (lhp)  
 2012 Ryan Cook (rhp), Bob Melvin (coach)  
 2013 Grant Balfour (rhp), Bartolo Colon\*\*\*\* (rhp)  
 2014 Yoenis Cespedes (of), Josh Donaldson (3b)\*, Sean Doolittle (lhp), Scott Kazmir (lhp), Brandon Moss (1b/of), Derek Norris (c), Jeff Samardzija (rhp)\*\*\*\*\*  
 2015 Sonny Gray (rhp)\*\*\*\*\*, Stephen Vogt (c)  
 2016 Stephen Vogt (c)  
 2017 Yonder Alonso (1b)  
 2018 Jed Lowrie (2b), Blake Treinen (p)

\* All-Star Game Starters

\*\* Elected Starter, Injured

\*\*\* Injured, did not play

\*\*\*\* Second game addition

\*\*\*\*\* Ineligible List, did not play

\*\*\*\*\* Named to NL All-Star Team, ineligible list



# OAKLAND ATHLETICS IN SEASON OPENERS

Year	Date	Opponent	W-L	Score	WP	LP	Attendance
1968	April 10	at Baltimore	L	1-3	Phoebus	Hunter	22,050
1969	April 8	Chicago	W	5-2	Odom	Peters	23,610
1970	April 7	at Kansas City	W	6-4	Odom	Bunker	18,127
1971	April 5	at Washington	L	0-8	Bosman	Blue	45,061
1972	April 15	Minnesota	W	4-3 (11)	Locker	LaRoche	9,912
1973	April 6	Minnesota	L	3-8	Blyleven	Hunter	37,972
1974	April 4	at Texas	W	7-2	Hunter	Bibby	21,907
1975	April 8	Chicago	W	3-2	Blue	Wood	17,474
1976	April 9	at California	W	5-2	Torrez	Tanana	30,094
1977	April 9	Minnesota	W	7-4	Torrez	Schuler	12,562
1978	April 7	at California	L	0-1	Tanana	Langford	29,194
1979	April 6	Minnesota	L	3-5	Goltz	Langford	10,387
1980	April 10	Minnesota	L	7-9 (12)	Corbett	McCatty	24,415
1981	April 9	at Minnesota	W	5-1	Norris	Koosman	42,658
1982	April 6	California	W	3-2 (11)	Jones	Aase	48,348
1983	April 4	Cleveland	L	5-8	Sutcliffe	Langford	34,831
1984	April 3	Milwaukee	W	6-5	Burgmeier	Fingers	45,398
1985	April 9	at Seattle	L	3-6	Moore	Codioli	37,161
1986	April 8	Minnesota	L	2-3	Viola	Codioli	44,726
1987	April 7	at Minnesota	L	4-5 (10)	Frazier	Krueger	43,548
1988	April 4	Seattle	W	4-1	Stewart	Langston	45,333
1989	April 3	Seattle	W	3-2	Stewart	Langston	46,163
1990	April 9	Minnesota	W	8-3	Stewart	Anderson	45,207
1991	April 9	Minnesota	W	7-2	Stewart	Morris	44,373
1992	April 6	Kansas City	W	5-3	Honeycutt	Aquino	44,078
1993	April 5	Detroit	W	9-4	Welch	Moore	43,370
1994	April 5	at Milwaukee	L	7-11	Kiefer	Ontiveros	52,012
1995	April 26	at Toronto	L	1-13	Cone	Stewart	50,426
1996	April 1	vs. Toronto*	L	6-9	Hanson	Reyes	7,292
1997	April 2	Cleveland	L	7-9	Kline	Wengert	41,332
1998	April 1	Boston	L	0-2	Martinez	Candiotti	36,915
1999	April 4	New York	W	5-3 (8)	Mathews	Stanton	46,380
2000	April 3	Detroit	L	4-7	Nomo	Appier	53,498
2001	April 2	at Seattle	L	4-5	Rhodes	Mecir	45,911
2002	April 1	Texas	W	8-3	Mulder	Park	43,908
2003	April 1	Seattle	W	5-0	Hudson	Garcia	41,723
2004	April 5	Texas	W	5-4	Bradford	Nelson	45,122
2005	April 4	at Baltimore	L	0-4	Lopez	Zito	48,271
2006	April 3	New York	L	2-15	Johnson	Zito	35,077
2007	April 2	at Seattle	L	0-4	Hernandez	Haren	46,002
2008	March 25	vs. Boston**	L	5-6 (10)	Okajima	Street	44,628
2009	April 6	at Los Angeles	L	0-3	Saunders	Braden	43,220
2010	April 5	Seattle	L	3-5	League	Ziegler	30,686
2011	April 1	Seattle	L	2-6	Hernandez	Breslow	36,067
2012	March 28	vs. Seattle**	L	1-3	Wilhelmsen	Carignan	44,227
2013	April 1	Seattle	L	0-2	Hernandez	Anderson	36,067
2014	March 31	Cleveland	L	0-2	Allen	Johnson	36,067
2015	April 6	Texas	W	8-0	Gray	Gallardo	36,067
2016	April 4	Chicago (AL)	L	3-4	Sale	Hill	35,067
2017	April 3	Los Angeles (AL)	W	4-2	Graveman	Nolasco	36,067
2018	March 29	Los Angeles (AL)	W	6-5 (11)	Hatcher	Ramirez	27,764

\*Las Vegas, Nev. \*\*Tokyo, Japan

Overall Record: 23-28 (Oakland 19-14, Road 4-11, Tokyo 0-2, Las Vegas 0-1)

HISTORY

## OAKLAND A'S OPENING DAY TRIVIA

### Youngest Opening Day Starters

Claudell Washington, LF (1975)	20 yrs, 220 days
Rickey Henderson, LF (1980)	21 yrs, 107 days
Eric Chavez, 3B (1999)	21 yrs, 119 days
Claudell Washington, RF (1976)	21 yrs, 222 days
Vida Blue, P (1971)	21 yrs, 251 days

### Oldest Opening Day Starters

Reggie Jackson, DH (1987)	40 yrs, 324 days
Tom Candiotti, P (1998)	40 yrs, 213 days
Joe Morgan, 2B (1984)	40 yrs, 197 days
Tony Phillips, 2B (1999)	39 yrs, 345 days
Randy Velarde, 2B (2002)	39 yrs, 128 days

# OAKLAND A'S OPENING DAY LINEUPS

**1968**  
 Campaneris ..... SS  
 R. Jackson ..... RF  
 Bando ..... 3B  
 Webster ..... 1B  
 Donaldson ..... 2B  
 Pagliaroni ..... C  
 Gosger ..... LF  
 Monday ..... CF  
 Hunter ..... P

**1969**  
 Campaneris ..... SS  
 R. Jackson ..... RF  
 Hershberger ..... LF  
 Bando ..... 3B  
 Cater ..... 1B  
 Green ..... 2B  
 Monday ..... CF  
 Duncan ..... C  
 Odom ..... P

**1970**  
 Campaneris ..... SS  
 Monday ..... CF  
 F. Alou ..... LF  
 R. Jackson ..... RF  
 Bando ..... 3B  
 Mincher ..... 1B  
 Green ..... 2B  
 Fernandez ..... C  
 Odom ..... P

**1971**  
 Campaneris ..... SS  
 F. Alou ..... LF  
 R. Jackson ..... RF  
 Mincher ..... 1B  
 Bando ..... 3B  
 Monday ..... CF  
 Duncan ..... C  
 Green ..... 2B  
 Blue ..... P

**1972**  
 Campaneris ..... SS  
 Rudi ..... LF  
 R. Jackson ..... RF  
 Bando ..... 3B  
 Epstein ..... 1B  
 B. Brooks ..... CF  
 Duncan ..... C  
 Green ..... 2B  
 Holtzman ..... P

**1973**  
 North ..... DH  
 Maxvill ..... SS  
 Rudi ..... LF  
 R. Jackson ..... RF  
 Bando ..... 3B  
 Tenace ..... 1B  
 Conigliaro ..... CF  
 Fosse ..... C  
 Green ..... 2B  
 Hunter ..... P

**1974**  
 North ..... CF  
 Campaneris ..... SS  
 Bando ..... 3B  
 R. Jackson ..... RF  
 Tenace ..... 1B  
 Rudi ..... LF  
 D. Johnson ..... DH  
 Fosse ..... C  
 Green ..... 2B  
 Hunter ..... P

**1975**  
 North ..... CF  
 Campaneris ..... SS  
 Bando ..... 3B  
 R. Jackson ..... RF  
 Rudi ..... 1B  
 B. Williams ..... DH  
 Tenace ..... C  
 C. Washington ..... LF  
 Garner ..... 2B  
 Blue ..... P

**1976**  
 North ..... CF  
 Campaneris ..... SS  
 C. Washington ..... RF  
 Baylor ..... 1B  
 Rudi ..... LF  
 Bando ..... 3B  
 Tenace ..... C  
 B. Williams ..... DH  
 Garner ..... 2B  
 M. Torrez ..... P

**1977**  
 North ..... CF  
 Scott ..... 2B  
 Page ..... LF  
 Allen ..... 1B  
 Sanguillen ..... C  
 Gross ..... 3B  
 E. Williams ..... DH  
 Armas ..... RF  
 Picciolo ..... SS  
 M. Torrez ..... P

**1978**  
 Dilone ..... LF  
 North ..... CF  
 Thomasson ..... 1B  
 Armas ..... RF  
 G. Alexander ..... DH  
 Essian ..... C  
 Lopus ..... 3B  
 Guerrero ..... SS  
 Staggs ..... 2B  
 Langford ..... P

**1979**  
 Burke ..... LF  
 Dilone ..... RF  
 Page ..... DH  
 Newman ..... C  
 Revering ..... 1B  
 Edwards ..... 2B  
 Armas ..... CF  
 Klutts ..... 3B  
 Picciolo ..... SS  
 Langford ..... P

**1980**  
 Henderson ..... LF  
 Murphy ..... CF  
 Heath ..... C  
 Newman ..... 1B  
 Essian ..... DH  
 Armas ..... RF  
 Guerrero ..... SS  
 Klutts ..... 3B  
 Picciolo ..... 2B  
 Langford ..... P

**1981**  
 Henderson ..... LF  
 Murphy ..... CF  
 C. Johnson ..... DH  
 Armas ..... RF  
 Heath ..... C  
 Newman ..... 1B  
 Babitt ..... 2B  
 McKay ..... 3B  
 Picciolo ..... SS  
 Norris ..... P

**1982**  
 Henderson ..... LF  
 Murphy ..... CF  
 Meyer ..... DH  
 Armas ..... RF  
 Gross ..... 3B  
 Spencer ..... 1B  
 Lopus ..... 2B  
 Kearney ..... C  
 Stanley ..... SS  
 Langford ..... P

**1983**  
 Henderson ..... LF  
 Davis ..... RF  
 Lansford ..... 3B  
 Murphy ..... CF  
 Burroughs ..... DH  
 Moore ..... 1B  
 Lopus ..... 2B  
 Kearney ..... C  
 Phillips ..... SS  
 Langford ..... P

**1984**  
 Henderson ..... LF  
 Murphy ..... CF  
 Morgan ..... 2B  
 Lansford ..... 3B  
 Bochte ..... 1B  
 Kingman ..... DH  
 Davis ..... RF  
 Heath ..... C  
 Hill ..... SS  
 McCatty ..... P

**1985**  
 Collins ..... LF  
 Lansford ..... 3B  
 Murphy ..... CF  
 Kingman ..... DH  
 Bochte ..... 1B  
 Heath ..... C  
 Davis ..... RF  
 Hill ..... 2B  
 Griffin ..... SS  
 Codiroli ..... P

**1986**  
 Phillips ..... 2B  
 Murphy ..... CF  
 Baker ..... DH  
 Kingman ..... 1B  
 Canseco ..... LF  
 Lansford ..... 3B  
 Davis ..... RF  
 Griffin ..... SS  
 Tettleton ..... C  
 Codiroli ..... P

**1987**  
 Davis ..... RF  
 Phillips ..... 2B  
 Lansford ..... 3B  
 Canseco ..... LF  
 Jackson ..... DH  
 Murphy ..... CF  
 R. Nelson ..... 1B  
 Tettleton ..... C  
 Griffin ..... SS  
 Young ..... P

**1988**  
 Phillips ..... 2B  
 Lansford ..... 3B  
 Canseco ..... RF  
 McGwire ..... 1B  
 Parker ..... LF  
 Henderson ..... CF  
 Baylor ..... DH  
 Steinbach ..... C  
 Weiss ..... SS  
 Stewart ..... P

**1989**  
 Phillips ..... LF  
 D. Henderson ..... CF  
 Lansford ..... 3B  
 McGwire ..... 1B  
 Steinbach ..... C  
 Parker ..... DH  
 Hubbard ..... 2B  
 Javier ..... RF  
 Weiss ..... SS  
 Stewart ..... P

**1990**  
 R. Henderson ..... LF  
 Lansford ..... 3B  
 Canseco ..... RF  
 McGwire ..... 1B  
 D. Henderson ..... CF  
 Steinbach ..... C  
 Javier ..... DH  
 Gallego ..... 2B  
 Weiss ..... SS  
 Stewart ..... P

**1991**  
 R. Henderson ..... LF  
 D. Henderson ..... CF  
 Canseco ..... RF  
 Baines ..... DH  
 Steinbach ..... C  
 McGwire ..... 1B  
 Riles ..... 3B  
 Weiss ..... SS  
 Gallego ..... 2B  
 Stewart ..... P

**1992**  
 R. Henderson ..... LF  
 Wilson ..... CF  
 Canseco ..... RF  
 Baines ..... DH  
 McGwire ..... 1B  
 Steinbach ..... C  
 Lansford ..... 3B  
 Bordick ..... SS  
 Blankenship ..... 2B  
 Stewart ..... P

**1993**

R. Henderson ..... LF  
 D. Henderson ..... CF  
 Sierra ..... RF  
 McGwire ..... 1B  
 Neel ..... DH  
 Steinbach ..... C  
 Browne ..... 3B  
 Bordick ..... SS  
 Blankenship ..... 2B  
 Welch ..... P

**1994**

Henderson ..... LF  
 Javier ..... CF  
 Sierra ..... RF  
 McGwire ..... 1B  
 Gates ..... 2B  
 Neel ..... DH  
 Steinbach ..... C  
 Brosius ..... 3B  
 Bordick ..... SS  
 Witt ..... P

**1995**

Henderson ..... LF  
 Javier ..... CF  
 Berroa ..... DH  
 Sierra ..... RF  
 McGwire ..... 1B  
 Steinbach ..... C  
 Brosius ..... 3B  
 Gallego ..... 2B  
 Bordick ..... SS  
 Stewart ..... P

**1996**

Young ..... CF  
 Gates ..... 2B  
 Giambi ..... 1B  
 Berroa ..... DH  
 Plantier ..... LF  
 Muñoz ..... RF  
 Steinbach ..... C  
 Lovullo ..... 3B  
 Bordick ..... SS  
 Reyes ..... P

**1997**

Batista ..... SS  
 Brosius ..... 3B  
 Canseco ..... RF  
 McGwire ..... 1B  
 Berroa ..... DH  
 Giambi ..... LF  
 Young ..... CF  
 Spiezio ..... 2B  
 Williams ..... C  
 Prieto ..... P

**1998**

Henderson ..... LF  
 Magadan ..... 3B  
 Grieve ..... RF  
 Stairs ..... DH  
 Giambi ..... 1B  
 Spiezio ..... 2B  
 Hinch ..... C  
 McDonald ..... CF  
 Bournigal ..... SS  
 Candiotti ..... P

**1999**

Phillips ..... 2B  
 McDonald ..... CF  
 Giambi ..... DH  
 Stairs ..... RF  
 Jaha ..... 1B  
 Grieve ..... LF  
 Chavez ..... 3B  
 Hinch ..... C  
 Tejada ..... SS  
 Heredia ..... P

**2000**

Becker ..... CF  
 Tejada ..... SS  
 Giambi, Ja. .... 1B  
 Jaha ..... DH  
 Stairs ..... RF  
 Grieve ..... LF  
 Hernandez ..... C  
 Chavez ..... 3B  
 Menechino ..... 2B  
 Appier ..... P

**2001**

Damon ..... LF  
 Ortiz ..... 2B  
 Giambi, Ja. .... 1B  
 Saenz ..... DH  
 Chavez ..... 3B  
 Tejada ..... SS  
 Long ..... CF  
 Giambi, Je. .... RF  
 Hernandez ..... C  
 Hudson ..... P

**2002**

Giambi, Je. .... LF  
 Velarde ..... 2B  
 Hatteberg ..... DH  
 Justice ..... RF  
 Chavez ..... 3B  
 Tejada ..... SS  
 Long ..... CF  
 Hernandez ..... C  
 Pena ..... 1B  
 Mulder ..... P

**2003**

Ellis ..... 2B  
 Hatteberg ..... 1B  
 Tejada ..... SS  
 Chavez ..... 3B  
 Dye ..... RF  
 Durazo ..... DH  
 Young ..... LF  
 Hernandez ..... C  
 Singleton ..... CF  
 Hudson ..... P

**2004**

Kotsay ..... CF  
 Kielty ..... LF  
 Chavez ..... 3B  
 Dye ..... RF  
 Durazo ..... DH  
 Karros ..... 1B  
 Crosby ..... SS  
 Miller ..... C  
 Scutaro ..... 2B  
 Hudson ..... P

**2005**

Kotsay ..... CF  
 Kendall ..... C  
 Chavez ..... 3B  
 Durazo ..... DH  
 Hatteberg ..... 1B  
 Byrnes ..... LF  
 Crosby ..... SS  
 Swisher ..... RF  
 Ellis ..... 2B  
 Zito ..... P

**2006**

Ellis ..... 2B  
 Kotsay ..... CF  
 Crosby ..... SS  
 Chavez ..... 3B  
 Thomas ..... DH  
 Bradley ..... RF  
 Payton ..... LF  
 Kendall ..... C  
 Swisher ..... 1B  
 Zito ..... P

**2007**

Kendall ..... C  
 Stewart ..... LF  
 Bradley ..... CF  
 Piazza ..... DH  
 Chavez ..... 3B  
 Swisher ..... 1B  
 Crosby ..... SS  
 Buck ..... RF  
 Ellis ..... 2B  
 Haren ..... P

**2008**

Buck ..... RF  
 Ellis ..... 2B  
 Barton ..... 1B  
 Cust ..... DH  
 Brown ..... LF  
 Crosby ..... SS  
 Hannahan ..... 3B  
 Suzuki ..... C  
 R. Sweeney ..... CF  
 Blanton ..... P

**2009**

Sweeney ..... CF  
 Cabrera ..... SS  
 Giambi ..... DH  
 Holliday ..... LF  
 Garciaparra ..... 1B  
 Chavez ..... 3B  
 Suzuki ..... C  
 Cust ..... RF  
 Ellis ..... 2B  
 Braden ..... P

**2010**

Davis ..... CF  
 Barton ..... 1B  
 Sweeney ..... RF  
 Kouzmanoff ..... 3B  
 Suzuki ..... C  
 Chavez ..... DH  
 Ellis ..... 2B  
 Buck ..... LF  
 Pennington ..... SS  
 Sheets ..... P

**2011**

Crisp ..... CF  
 Barton ..... 1B  
 DeJesus ..... RF  
 Willingham ..... LF  
 Matsui ..... DH  
 Suzuki ..... C  
 Ellis ..... 2B  
 Kouzmanoff ..... 3B  
 Pennington ..... SS  
 Cahill ..... P

**2012**

Weeks ..... 2B  
 Pennington ..... SS  
 Crisp ..... LF  
 Smith ..... DH  
 Suzuki ..... C  
 Reddick ..... RF  
 Céspedes ..... CF  
 Allen ..... 1B  
 Sogard ..... 3B  
 McCarthy ..... P

**2013**

Crisp ..... CF  
 Jaso ..... C  
 Reddick ..... RF  
 Céspedes ..... LF  
 Lowrie ..... SS  
 Moss ..... 1B  
 Donaldson ..... 3B  
 Smith ..... DH  
 Sogard ..... 2B  
 Anderson ..... P

**2014**

Crisp ..... CF  
 Donaldson ..... 3B  
 Lowrie ..... SS  
 Moss ..... DH  
 Céspedes ..... LF  
 Jaso ..... C  
 Reddick ..... RF  
 Barton ..... 1B  
 Sogard ..... 2B  
 Gray ..... P

**2015**

Gentry ..... RF  
 Fuld ..... CF  
 Zobrist ..... LF  
 Butler ..... DH  
 Davis ..... 1B  
 Lawrie ..... 3B  
 Vogt ..... C  
 Semien ..... SS  
 Sogard ..... 2B  
 Gray ..... P

**2016**

Burns ..... CF  
 Lowrie ..... 2B  
 Reddick ..... RF  
 Valencia ..... 3B  
 Davis ..... LF  
 Butler ..... DH  
 Canha ..... 1B  
 Vogt ..... C  
 Semien ..... SS  
 Hill ..... P

**2017**

Davis, R ..... CF  
 Joyce ..... RF  
 Healy ..... DH  
 Davis, K ..... LF  
 Vogt ..... C  
 Lowrie ..... 2B  
 Plouffe ..... 3B  
 Alonso ..... 1B  
 Semien ..... SS  
 Graveman ..... P

**2018**

Joyce ..... LF  
 Semien ..... SS  
 Lowrie ..... 2B  
 Davis ..... DH  
 Olson ..... 1B  
 Piscotty ..... RF  
 Chapman ..... 3B  
 Lucroy ..... C  
 Powell ..... CF  
 Graveman ..... P

## THE CHAMPIONSHIP YEARS

**1910:** Finished with a 102-48 record and outdistanced the New York Highlanders by 14.5 games in the American League standings...defeated the Chicago Cubs in five games to win the first of five World Championships in Philadelphia...102 wins set a new American League record...opened the season in Washington in a game attended by President William Howard Taft, who honored the game by throwing out the first ball, setting a precedent which was followed by each of his successors until the Senators left Washington following the 1971 season...the pitching staff, headed by Jack Coombs, Chief Bender, Cy Morgan and Eddie Plank, finished with a 1.79 ERA...Coombs emerged as the ace of the pitching staff and finished with a 31-9 record and a 1.30 ERA, including 13 shutouts...compiled a 46-inning scoreless streak during the season...the infield of Stuffie McInnis, Eddie Collins, Jack Barry, and Frank Baker would become known as the “\$100,000 Infield”...won the first three games of the World Series before the Cubs took game four, 4-3 in 10 innings...Coombs won his third game of the series in Game 5, out pitching Mordecai Brown to lift the A's to their first world title.



**1910 PHILADELPHIA ATHLETICS** – Front row: Topsy Hartsel, Stuffie McInnis, Tom Atkins, Harry Krause, bat boy Louis Van Zelt, Jim Dygert, Eddie Collins, Jack Barry and Pat Livingston; Second row: Rube Oldring, Bris Lord, Danny Murphy, Manager Connie Mack, Eddie Plank, Jack Lapp and Amos Strunk; Top row: Harry Davis, Frank Baker, Jack Coombs, Ira Thomas, Chief Bender, Ben Hauser, Claude Derrick, Cy Morgan and Pat Donohue.

**1911:** Dominated the American League for the second straight season, finishing with a 101-50 record...defeated the New York Giants in six games to capture a second straight world championship...offense was paced by Eddie Collins, Frank Baker, Stuffie McInnis, Eddie Murphy and Bris Lord...Baker captured the American League home run title with 11 round trippers, earning him the nickname “Home Run” Baker...clinched the pennant on Sept. 26 with an 11-5 win over Detroit at Shibe Park, as Baker hit two doubles and two home runs...faced the New York Giants in the World Series in a rematch of the 1905 Fall Classic, won by the Giants...Christy Mathewson and Chief Bender square-off in Game 1, just as they did in the 1905 Series finale...a run-scoring double by New York's Josh Devore in the seventh inning breaks a 1-1 tie as the Giants capture the first game...the A's won Game 2, 3-1, behind the pitching of Eddie Plank and a home run by Baker...A's took a 2-1 lead in the series by winning Game 3, 3-2 in 11 innings at the Polo Grounds...after heavy rains forced postponement of the series for a week, the A's captured Game 4 at Shibe Park, 4-2, as Bender outdueled Mathewson...the Giants staved off elimination by winning Game 5 at the Polo Grounds, 4-3 in 10 innings...the A's routed the Giants, 13-2 in Game 6 to capture their second straight World Series title.



**1911 PHILADELPHIA ATHLETICS** – Front row: Topsy Hartsel, Doc Martin, Dave Danforth, Louis Van Zeldt (mascot), Stuffie McInnis, Eddie Collins, Jack Barry; Row two: Rube Oldring, Bris Lord, Danny Murphy, Manager Connie Mack, Eddie Plank, Jack Lapp, Amos Strunk; Top row: Harry Davis, Frank Baker, Jack Coombs, Harry Krause, Ira Thomas, Chief Bender, Claude Derrick, Cy Morgan, Padding Livingston

**1913:** The Athletics post a 96-57 regular season record and outdistanced Washington by six and a half games to reclaim the American League pennant...defeated the New York Giants in five games to capture their third World Series title in four years...moved into first place in April and stayed atop the AL standings the rest of the way...Jack Coombs, three years removed from a 31-win season, missed the entire campaign with typhoid fever...Chief Bender (21-10), Eddie Plank (18-10), Boardwalk Brown (17-

11), Byron “Duke” Houck (14-6) and rookie “Bullet” Joe Bush (14-6) anchored the pitching staff... the “\$100,000 Infield” turned in another solid season...Frank Baker hit .336 to go along with an American League-best 12 home runs and 117 RBI...Stuffy McInnis hit .324 with 90 RBI, Collins finished with a .345 average while Barry batted .275...the Athletics and Giants split the first two games of the series before the A’s win Games 3, 4 and 5 to capture their third World Series title.



**1913 PHILADELPHIA ATHLETICS** – Front row: Byron Houck, Eddie Murphy, Eddie Plank, Amos Strunk, Danny Murphy, Jimmy Walsh, John Taff; Middle row: Tom Daley, Wally Schang, Jack Lapp, Boardwalk Brown, Chief Bender, Weldon Wyckoff, Harry Davis, Billy Orr; Top row: Joe Bush, Stuffy McInnis, Jack Barry, Eddie Collins, Frank Baker, Manager Connie Mack, Rube Oldring, Ira Thomas

**1929:** Behind a high-powered offense that featured six .300 hitters and the league’s best pitching staff paced by Lefty Grove and George Earnshaw, the A’s finish with a 104-46 record and capture the American League pennant by 18 games over the New York Yankees...

defeat the Chicago Cubs in five games to win their fourth World Series title...the championship is the culmination of a long journey back to the top of the baseball world for Connie Mack’s club...after winning the 1914 pennant, the A’s spent the next seven seasons in the AL cellar before finishing seventh in 1922... finished sixth in 1923, fifth in ’24, second in ’25, third in ’26 and second in ’27 and ’28 before winning the pennant in 1929...Al Simmons leads the American League with 157 RBI and finishes second with a .365 batting average...Jimmie Foxx hits .354 with 33 home runs while catcher Mickey Cochrane finishes with a .331 average...Bing Miller (.335), Jimmy Dykes (.327) and Mule Haas (.313) also top the .300 mark for the season...Earnshaw (24-8, 3.29) and Grove (20-6, 2.81) combine for 44 wins.

**1930:** After posting a 102-52 regular season record, the Athletics successfully defend their World Championship by defeating a hard-nosed St. Louis Cardinals team in six games...offensively, Al Simmons leads the AL with a .381 average to go along with 36 home runs...Jimmie Foxx hits .335 and his 37 home runs rank tied for third in the league behind Babe Ruth (49) and Lou Gehrig (41)...Mickey Cochrane finishes the year with a .357 average...Lefty Grove posts a 28-5 record to go along with a 2.54 ERA while George Earnshaw finishes with a 22-13 record and a 4.44 ERA...the 1931 Athletics won a franchise record 107 games, but were denied a third straight championship after losing to the St. Louis Cardinals in a seven-game World Series...after finishing second in 1932 and third in 1933, the A’s would average 92 losses a season for the next 21 years before relocating to Kansas City for the 1955 season.

**1972:** The Swingin’ A’s finished with a 93-62 regular season record and held off the Chicago White Sox to capture a second straight American League West title...defeated the Detroit Tigers in five games in the



**1929 PHILADELPHIA ATHLETICS** – Front row: Mule Haas, Joe Boley, Homer Summa, Walter French, Carroll Yerkes, Earl Mack, Eddie Collins, Jim Cronin, Sammy Hale, Max Bishop; Middle row: Charlie Perkins, Eddie Rommel, Jimmy Foxx, Trainer E.E. Ebling, Business Manager R. Von Ohl, Manager Connie Mack, President Thomas Shibe, Kid Gleason, Howard Ehmke, Jimmy Dykes, Mickey Cochrane; Top row: Bill Shores, Bevo Lebourveau, George Burns, Lefty Grove, Rube Walberg, Steve Pflueger, George Earnshaw, Al Simmons, Bing Miller, Bill Breckinridge, Jack Quinn

American League Championship Series to advance to the World Series, where they defeated the heavily-favored Cincinnati Reds in seven games...the pitching staff, led by Jim “Catfish” Hunter (21-7), Ken Holtzman (19-11), John “Blue Moon” Odom (15-6) and closer Rollie Fingers (11-9, 21 saves), finished second in the American League with a 2.58 ERA...a contract dispute forced Vida Blue, who won both the AL Cy Young Award and league MVP honors a year before, to miss spring training and he did not make his first start until May 28th...led by Mike Epstein (26) and Reggie Jackson (25), the A’s led the

## The Championship Years, continued

American League with 134 home runs...Jackson tore a hamstring muscle in the fifth game of the ALCS vs. Detroit and was sidelined for the World Series...Gene Tenace, who hit just .225 with five home runs during the regular season, hits a then-Fall Classic record four home runs to go along with a .348 average to earn World Series MVP honors.

**1973:** The A's claim their third straight AL West title with a 94-68 record and dispatch the Baltimore Orioles to win a hard-fought five-game ALCS...defeat the New York Mets in seven games to capture a

second straight World Championship...Reggie Jackson leads the American League in home runs (32) and RBI (117) and hits .293 to earn AL MVP honors...after hitting just .143 against Baltimore in the ALCS, Jackson earns World Series MVP honors after hitting .310 with three doubles, a triple and a home run against the Mets...third baseman Sal Bando hits .287 with 29 home runs and 98 RBI while playing all 162 games at third base...All-Star shortstop Campy Campaneris reaches the 150-hit plateau for the second consecutive season and for the sixth time in 10 years...hit .333 vs. Baltimore and set then-ALCS records for total bases (14) and stolen bases (3) and ties an ALCS record with two home runs...hit .290 with six runs, three stolen bases, a triple and home run vs. the Mets in the World Series... Dick Green bounces back from an injury-plagued 1972 campaign to set a then-Oakland record for highest fielding percentage by a second baseman (.988)...Bill North, acquired in a trade with the Cubs in the off-season, emerges as the A's everyday center fielder, but a late season ankle injury forces him to miss both the ALCS and World Series...catcher Ray Fosse is acquired from Cleveland during spring training and establishes career highs in games played (143), at bats (492), doubles (23) and triples (2)...pitching staff is paced by 20-game winners Catfish Hunter (21-5), Ken Holtzman (21-13) and Vida Blue (20-9)...Hunter posts his third straight 21-win season despite missing a month of the season with an injury...strung together 13-straight victories from June 2 to September 5... Hunter posted two wins over Baltimore in the ALCS, including a 3-0 shutout in Game 5...he kept his record perfect in World Series play, winning Game 6 against the Mets...Holtzman wins seven games in the month of May and finishes with four shutouts among his 16 complete games...after a slow start, Blue wins 11 of his last 13 decisions down the stretch to notch his second 20-win season in just his third full Major League

season...Blue tossed a team-high four shutouts during the season... Manager Dick Williams resigns shortly after the season after failing to come to terms on a new contract.

**1974:** Under new manager Alvin Dark, the A's defeat the Los Angeles Dodgers to claim their third straight World Series... finish the regular season with a 90-72 record and win their fourth straight AL West title by five games over Texas...defeat the Baltimore Orioles in a four-game ALCS to set up the first ever All-California World Series against the Dodgers...Catfish Hunter captures the American League Cy Young

### 1930 World Champion Philadelphia Athletics



1930 PHILADELPHIA ATHLETICS – Front row: Joe Boley, Max Bishop, Jimmy Dykes, Eddie Collins, Manager Connie Mack, Kid Gleason, Eddie Rommel, Al Simmons, Mickey Cochrane; Middle row: Ralph Perkins, Frank Higgins, Homer Summa, Jimmy Foxx, Dibrell Williams, Bing Miller, Lefty Grove, Jimmy Moore, Charlie Perkins; Top row: Trainer Dr. E. E. Ebling, Leroy Mahaffey, George Ershaw, George Haas, William Shores, Wally Schang, Coach Earl Mack and Jack Quinn

### 1972 World Champion Oakland Athletics



1972 OAKLAND A's – Front row: Matty Alou, Mike Hegan, bat boy Ron Pieraldi, Tim Lullen, Dick Green; Second row: Travelling secretary Tom Corwin, Bert Campaneris, Angel Mangual, Coach Jerry Adair, Coach Bill Posedel, Manager Dick Williams, Coach Vern Hoscheit, Coach Irv Noren, John "Blue Moon" Odom, Ted Kubiak; Third row: Trainer Joe Romo, Reggie Jackson, Gonzalo Marquez, Joe Horlen, Darold Knowles, Gene Tenace, Dal Maxvill, Sal Bando, Dave Hamilton, Vida Blue, Frank Ciensczyk; Fourth row: Joe Rudi, Don Mincher, Ken Holtzman, Rollie Fingers, George Hendrick, Bob Locker, Mike Epstein, Dave Duncan, Jim "Catfish" Hunter

Award after winning a career high 25 games to go along with a 2.49 ERA...Rollie Fingers makes a career high 76 appearances to set a then-Oakland record...he was named World Series MVP after chalking up a win, two saves and a 1.93 ERA in four appearances...Fingers earned the win in Game 1 as he worked 4.1 innings in relief of Ken Holtzman...Campy Campaneris hits a career high .290 and steals over 30 bases for the 10th straight season...Campy batted .353 in five World Series games against the Dodgers...Joe Rudi led the AL in doubles (39) and total bases (287) while finishing third in RBI (99), fourth in slugging (.484) and fifth in hits (174)...Sal Bando finishes second in the American League with 103 RBI...he hit game winning home runs in the second and third games of the ALCS vs. Baltimore... Reggie Jackson starts the season by batting .399 with 15 home runs and 42 RBI over the first 50 games...he made his fifth All-Star Game appearance in six years and amassed over 3.5 million votes in the fan balloting, nearly 800,000 more than runner up Hank Aaron...after a blazing start, Jackson hits just .239 with 14 home runs and 51 RBI over the final 104 games of the season...Claudell Washington made the jump from Double A to appear in 73 games and is named to Topps Rookie All-Star Team.



1973 World Champion Oakland Athletics

1973 OAKLAND A's – Front row: Reggie Jackson, Jim "Catfish" Hunter, Pat Bourque, batboy Ron Pieraldi, Dick Green, Vic Davalillo, Billy North; Second row: Bert Campaneris, Vida Blue, Paul Lindblad, Coach Jerry Adair, Coach Vern Hoscheit, Manager Dick Williams, Coach Irv Noren, Coach Wes Stock, Sal Bando, Gene Tenace; Third row: Trainer Joe Romo, traveling secretary Jim Bank, Angel Mangual, Jesus Alou, Joe Rudi, John "Blue Moon" Odom, Mike Andrews, Ted Kubiak, equipment manager Frank Ciensczyk; Fourth Row: Horacio Pina, Ken Holtzman, Deron Johnson, Rollie Fingers, Billy Conigliaro, Ray Fosse, Darold Knowles and Allan Lewis

1989: The A's posted a regular season mark of 99-63 and finished seven games ahead of Kansas City in the American League West Division...defeated Toronto in five games to win a second straight American League pennant...swept the San Francisco Giants in the "Battle of the Bay" World Series, which will always be remembered for the devastating earthquake that struck on Oct. 17 at 5:04 pm, just minutes before the first pitch of Game 3 at Candlestick Park...for the second straight season, won more regular season games than any team in the Majors...never led the AL West by more than 4.5 games until the final week and never were more than three games out of the division lead...were an injury-plagued team for the first four months of the season as 11 different players spent time on the disabled list, including Jose Canseco, Mark McGwire, Storm Davis, Walt Weiss, Dennis Eckersley and Bob Welch...pitching staff posted the lowest ERA in the American League (3.09) for the second straight season...tossed a Major League-best 20 shutouts on the year...starting pitchers Dave Stewart (21-9), Mike Moore (19-11), Storm Davis (19-7) and Bob Welch

(17-8) combined for a 76-35 record with a 3.25 ERA...Stewart became the first pitcher to string together three 20-win seasons since Hall of Famer Jim Palmer accomplished the feat from 1975-78...became just the second player in Oakland history to reel off three straight 20-win seasons...was the first since Catfish Hunter won 20 or more games during a four year stretch from 1971-74...was 4-0 in four postseason starts and earned World Series MVP honors...third baseman Carney Lansford set an Oakland single-season record with a .336 batting average, which was the second best mark in the AL... offense received a tremendous boost when the team reacquired



1974 World Champion Oakland Athletics

1974 OAKLAND A's – Front row: Jim "Catfish" Hunter, Dal Maxvill, Angel Mangual, Jim Holt; Second row: Bert Campaneris, Paul Lindblad, Vida Blue, Coach Bob Hofman, Coach Bobby Winkles, Manager Alvin Dark, Coach Wes Stock, Coach Jerry Adair, Sal Bando, Ted Kubiak, Billy North; Third row: Trainer Joe Romo, Traveling secretary Jim Bank, Herb Washington, Reggie Jackson, Jesus Alou, Dave Hamilton, Glenn Abbott, Joe Rudi, Ray Fosse, Dick Green, Phil Garner, Equipment manager Frank Ciensczyk; Top row: Claudell Washington, Gene Tenace, Larry Haney, Ken Holtzman, Rollie Fingers, John "Blue Moon" Odom, Darold Knowles

## The Championship Years, continued

Oakland native Rickey Henderson in a trade with the New York Yankees on June 20th...Henderson hit .294 and reached base safely in 80 of the 85 games he played with Oakland down the stretch...tied Wade Boggs for the AL lead in runs scored (113) and topped the loop with a career high 126 walks...was named ALCS MVP after hitting .400 with 15 total bases, eight runs scored, five RBI and seven walks in five games vs. the Blue Jays...hit a combined .441 in nine postseason games...Dave Parker topped the team with 97 RBI to go along with 22 home runs...McGwire ranked third in the AL with 33 home runs and ranked 10th in RBI (95)...Mike Gallego, who was thrust into the



**1989 OAKLAND A's** – In front: Bat Boy *Tori Lewis*, Bat Boy *Evan Mattra*, Bat Boy *Brian Caskey*; Front row: *Mike Gallego*, *Jim Corsi*, *Felix Jose*, Hitting Coach *Merv Rettenmund*, First Base Coach *Dave McKay*, Third Base Coach *Rene Lachemann*, Manager *Tony La Russa*, Pitching Coach *Dave Duncan*, Bullpen Coach *Art Kusnyer*, Bench Coach *Tommy Reynolds*, Glenn Hubbard, Matt Sinatra, Luis Polonia, Stan Javier; Second row: Traveling Secretary *Mickey Morabito*, Equipment manager *Frank Ciensczyk*, *Jose Canseco*, *Storm Davis*, *Dennis Eckersley*, *Bob Welch*, *Carney Lansford*, *Mark McGwire*, *Eric Plunk*, *Dave Parker*, Trainer *Barry Weinberg*, Assistant Trainer *Larry Davis*; Top row: *Tony Phillips*, *Todd Burns*, *Brian Snyder*, *Dave Henderson*, *Ron Hassey*, *Greg Cadaret*, *Mike Moore*, *Dave Stewart*, *Walt Weiss*, *Gene Nelson*, *Terry Steinbach*, *Rick Honeycutt*, *Curt Young*

starting shortstop's role with Weiss sidelined for 65 games with an injury, finished the season with career highs in virtually every offensive category, including average (.252), runs (45), hits (90) home runs (3) and RBI (30)...Canseco, who won AL MVP honors the year before, missed the first 88 games of the season due to a stress fracture of the hook of the hamate bone in his left hand...despite missing the first half of the season, still managed to finish third on the team in homers (17) and fourth in RBI (57)...hit a tremendous home run in Game 4 of the ALCS off Mike Flanagan, a blast that carried into the fifth deck in Toronto's SkyDome.

## ALL-TIME POSTSEASON RESULTS

### AMERICAN LEAGUE WILD CARD

2014	Date	Site	W/L	Score	Winner	Loser	Save	Attendance
1	9/30	at Kansas City	L	8-9 (12)	Frasor	Otero		40,502
2018	Date	Site	W/L	Score	Winner	Loser	Save	Attendance
1	10/3	at New York	L	2-7	Betances	Hendriks		49,620

### AMERICAN LEAGUE DIVISION SERIES

1981	Date	Site	W/L	Score	Winner	Loser	Save	Attendance
1	10/6	at Kansas City	W	4-0	NORRIS	LEONARD		40,592
2	10/7	at Kansas City	W	2-1	MCCATTY	Jones		40,274
3	10/9	at Oakland	W	4-1	Langford	Gura	Beard	40,002
2000	Date	Site	W/L	Score	Winner	Loser	Save	Attendance
1	10/3	at Oakland	W	5-3	Heredia	Clemens	Isringhausen	47,360
2	10/4	at Oakland	L	0-4	Pettitte	Applier	Rivera	47,860
3	10/6	at New York	L	2-4	Hernandez	HUDSON	Rivera	56,606
4	10/7	at New York	W	11-1	Zito	Clemens		56,915
5	10/8	at Oakland	L	5-7	Stanton	Heredia	Rivera	41,170
2001	Date	Site	W/L	Score	Winner	Loser	Save	Attendance
1	10/10	at New York	W	5-3	Mulder	Clemens	Isringhausen	56,697
2	10/11	at New York	W	2-0	Hudson	Pettitte	Isringhausen	56,684
3	10/13	at Oakland	L	0-1	Mussina	Zito	Rivera	55,861
4	10/14	at Oakland	L	2-9	Hernandez	Lidle		43,681
5	10/15	at New York	L	3-5	Stanton	Mulder	Rivera	56,642



<b>2002</b>	<b>Date</b>	<b>Site</b>	<b>W/L</b>	<b>Score</b>	<b>Winner</b>	<b>Loser</b>	<b>Save</b>	<b>Attendance</b>
1	10/1	at Oakland	L	5-7	Radke	Lilly	Guardado	34,853
2	10/2	at Oakland	W	9-1	Mulder	Mays		31,953
3	10/4	at Minnesota	W	6-3	Zito	Reed	Koch	55,932
4	10/5	at Minnesota	L	2-11	Milton	Hudson		55,960
5	10/6	at Oakland	L	4-5	Radke	Mulder		32,146
<b>2003</b>	<b>Date</b>	<b>Site</b>	<b>W/L</b>	<b>Score</b>	<b>Winner</b>	<b>Loser</b>	<b>Save</b>	<b>Attendance</b>
1	10/1	at Oakland	W	5-4 (12)	Harden	Lowe		50,606
2	10/2	at Oakland	W	5-1	Zito	Wakefield		36,305
3	10/4	at Boston	L	1-3 (11)	Williamson	Harden		35,460
4	10/5	at Boston	L	4-5	Williamson	Foulke		35,048
5	10/6	at Oakland	L	3-4	Martinez	Zito	Lowe	49,397
<b>2006</b>	<b>Date</b>	<b>Site</b>	<b>W/L</b>	<b>Score</b>	<b>Winner</b>	<b>Loser</b>	<b>Save</b>	<b>Attendance</b>
1	10/3	at Minnesota	W	3-2	Zito	Santana	Street	55,542
2	10/4	at Minnesota	W	5-2	Calero	Neshek	Street	55,710
3	10/6	Minnesota	W	8-3	Haren	Radke		35,694
<b>2012</b>	<b>Date</b>	<b>Site</b>	<b>W/L</b>	<b>Score</b>	<b>Winner</b>	<b>Loser</b>	<b>Save</b>	<b>Attendance</b>
1	10/6	at Detroit	L	1-3	Verlander	Parker	Valverde	43,323
2	10/7	at Detroit	L	4-5	Albuquerque	Balfour		40,684
3	10/9	Detroit	W	2-0	Anderson	Sanchez	Balfour	37,090
4	10/10	Detroit	W	4-3	Cook	Valverde		36,385
5	10/11	Detroit	L	0-6	VERLANDER	Parker		36,393
<b>2013</b>	<b>Date</b>	<b>Site</b>	<b>W/L</b>	<b>Score</b>	<b>Winner</b>	<b>Loser</b>	<b>Save</b>	<b>Attendance</b>
1	10/4	Detroit	L	2-3	Scherzer	Colón	Benoit	48,401
2	10/5	Detroit	W	1-0	Balfour	Albuquerque		48,292
3	10/7	at Detroit	W	6-3	Parker	Sanchez	Balfour	43,973
4	10/8	at Detroit	L	6-8	Scherzer	Doolittle		43,958
5	10/10	Detroit	L	0-3	Verlander	Gray	Benoit	46,959

## AMERICAN LEAGUE CHAMPIONSHIP SERIES

<b>1971</b>	<b>Date</b>	<b>Site</b>	<b>W/L</b>	<b>Score</b>	<b>Winner</b>	<b>Loser</b>	<b>Save</b>	<b>Attendance</b>
1	10/3	at Baltimore	L	3-5	McNally	Blue	Watt	42,621
2	10/4	at Baltimore	L	1-5	CUELLAR	HUNTER		35,003
3	10/5	at Oakland	L	3-5	PALMER	Segui		33,176
<b>1972</b>	<b>Date</b>	<b>Site</b>	<b>W/L</b>	<b>Score</b>	<b>Winner</b>	<b>Loser</b>	<b>Save</b>	<b>Attendance</b>
1	10/7	at Oakland	W	3-2 (11)	Fingers	Lolich		29,536
2	10/8	at Oakland	W	5-0	ODOM	Fryman		31,088
3	10/10	at Detroit	L	0-3	COLEMAN	Holtzman		41,156
4	10/11	at Detroit	L	3-4 (10)	Hiller	Horlen		37,615
5	10/12	at Detroit	W	2-1	Odom	Fryman	Blue	50,276
<b>1973</b>	<b>Date</b>	<b>Site</b>	<b>W/L</b>	<b>Score</b>	<b>Winner</b>	<b>Loser</b>	<b>Save</b>	<b>Attendance</b>
1	10/6	at Baltimore	L	0-6	PALMER	Blue		41,279
2	10/7	at Baltimore	W	6-3	Hunter	McNally	Fingers	48,425
3	10/9	at Oakland	W	2-1 (11)	HOLTZMAN	CUELLAR		34,467
4	10/10	at Oakland	L	4-5	Jackson	Fingers		27,497
5	10/11	at Oakland	W	3-0	HUNTER	Alexander		24,265
<b>1974</b>	<b>Date</b>	<b>Site</b>	<b>W/L</b>	<b>Score</b>	<b>Winner</b>	<b>Loser</b>	<b>Save</b>	<b>Attendance</b>
1	10/5	at Oakland	L	3-6	Cuellar	Hunter		41,609
2	10/6	at Oakland	W	5-0	HOLTZMAN	McNally		42,810
3	10/8	at Baltimore	W	1-0	BLUE	PALMER		32,060
4	10/9	at Baltimore	W	2-1	Hunter	Cuellar	Fingers	28,136
<b>1975</b>	<b>Date</b>	<b>Site</b>	<b>W/L</b>	<b>Score</b>	<b>Winner</b>	<b>Loser</b>	<b>Save</b>	<b>Attendance</b>
1	10/4	at Boston	L	1-7	TIANT	Holtzman		35,578
2	10/5	at Boston	L	3-6	Moret	Fingers	Drago	35,578
3	10/7	at Oakland	L	3-5	Wise	Holtzman	Drago	49,358
<b>1981</b>	<b>Date</b>	<b>Site</b>	<b>W/L</b>	<b>Score</b>	<b>Winner</b>	<b>Loser</b>	<b>Save</b>	<b>Attendance</b>
1	10/13	at New York	L	1-3	John	Norris	Gossage	55,740
2	10/14	at New York	L	3-13	Frazier	McCatty		48,497
3	10/15	at Oakland	L	0-4	Righetti	Keough		47,302

## All-Time Postseason Results, continued

1988	Date	Site	W/L	Score	Winner	Loser	Save	Attendance
1	10/5	at Boston	W	2-1	Honeycutt	HURST	Eckersley	34,104
2	10/6	at Boston	W	4-3	Nelson	Smith	Eckersley	34,605
3	10/8	at Oakland	W	10-6	Nelson	Boddicker	Eckersley	49,261
4	10/9	at Oakland	W	4-1	Stewart	Hurst	Eckersley	49,406

1989	Date	Site	W/L	Score	Winner	Loser	Save	Attendance
1	10/3	at Oakland	W	7-3	Stewart	Stieb		49,435
2	10/4	at Oakland	W	6-3	Moore	Stottlemyre	Eckersley	49,444
3	10/6	at Toronto	L	3-7	Key	Davis		50,268
4	10/7	at Toronto	W	6-5	Welch	Flanagan	Eckersley	50,076
5	10/8	at Toronto	W	4-3	Stewart	Stieb	Eckersley	50,024

1990	Date	Site	W/L	Score	Winner	Loser	Save	Attendance
1	10/6	at Boston	W	9-1	Stewart	Andersen		35,192
2	10/7	at Boston	W	4-1	Welch	Harris	Eckersley	35,070
3	10/9	at Oakland	W	4-1	Moore	BODDICKER	Eckersley	49,026
4	10/10	at Oakland	W	3-1	Stewart	Clemens	Honeycutt	49,052

1992	Date	Site	W/L	Score	Winner	Loser	Save	Attendance
1	10/7	at Toronto	W	4-3	Russell	MORRIS	Eckersley	51,039
2	10/8	at Toronto	L	1-3	Cone	Moore	Henke	51,114
3	10/10	at Oakland	L	5-7	Guzman	Darling	Henke	46,911
4	10/11	at Oakland	L	6-7 (11)	Ward	Downs	Henke	47,732
5	10/12	at Oakland	W	6-2	STEWART	Cone		44,955
6	10/14	at Toronto	L	2-9	Guzman	Moore		51,335

2006	Date	Site	W/L	Score	Winner	Loser	Save	Attendance
1	10/10	Detroit	L	1-5	Robertson	Zito		35,655
2	10/11	Detroit	L	5-8	Verlander	Loaiza	Jones	36,168
3	10/13	at Detroit	L	0-3	Rogers	Harden	Jones	41,669
4	10/14	at Detroit	L	3-6	Ledezma	Street		42,967

## WORLD SERIES

1905	Date	Site	W/L	Score	Winner	Loser	Save	Attendance
1	10/9	at Philadelphia	L	0-3	MATHEWSON	PLANK		17,955
2	10/10	at New York	W	3-0	BENDER	McGinnity		24,992
3	10/12	at Philadelphia	L	0-9	MATHEWSON	COAKLEY		10,991
4	10/13	at New York	L	0-1	MCGINNITY	PLANK		13,598
5	10/14	at New York	L	0-2	MATHEWSON	BENDER		24,187

1910	Date	Site	W/L	Score	Winner	Loser	Save	Attendance
1	10/17	at Philadelphia	W	4-1	BENDER	Overall		26,891
2	10/18	at Philadelphia	W	9-3	COOMBS	Brown		24,597
3	10/20	at Chicago	W	12-5	COOMBS	McIntire		26,210
4	10/22	at Chicago	L	3-4 (10)	Brown	BENDER		19,150
5	10/23	at Chicago	W	7-2	COOMBS	BROWN		27,374

1911	Date	Site	W/L	Score	Winner	Loser	Save	Attendance
1	10/14	at New York	L	1-2	MATHEWSON	BENDER		38,281
2	10/16	at Philadelphia	W	3-1	PLANK	Marquard		26,286
3	10/17	at New York	W	3-2 (11)	COOMBS	MATHEWSON		37,216
4	10/24	at Philadelphia	W	4-2	BENDER	Mathewson		24,355
5	10/25	at New York	L	3-4 (10)	Crandall	Plank		33,228
6	10/26	at Philadelphia	W	13-2	BENDER	Ames		20,485

1913	Date	Site	W/L	Score	Winner	Loser	Save	Attendance
1	10/7	at New York	W	6-4	BENDER	Marquard		36,291
2	10/8	at Philadelphia	L	0-3 (10)	MATHEWSON	PLANK		20,563
3	10/9	at New York	W	8-2	BUSH	Tesreau		36,896
4	10/10	at Philadelphia	W	6-5	BENDER	Demaree		20,568
5	10/11	at New York	W	3-1	PLANK	MATHEWSON		36,632

1914	Date	Site	W/L	Score	Winner	Loser	Save	Attendance
1	10/9	at Philadelphia	L	1-7	RUDOLPH	Bender		20,562
2	10/10	at Philadelphia	L	0-1	JAMES	PLANK		20,562
3	10/12	at Boston	L	4-5 (12)	James	BUSH		35,520
4	10/13	at Boston	L	1-3	RUDOLPH	Shawkey		34,365

<b>1929</b>	<b>Date</b>	<b>Site</b>	<b>W/L</b>	<b>Score</b>	<b>Winner</b>	<b>Loser</b>	<b>Save</b>	<b>Attendance</b>
1	10/8	at Chicago	W	3-1	EHMKE	Root		50,740
2	10/9	at Chicago	W	9-3	Earnshaw	Malone		49,987
3	10/11	at Philadelphia	L	1-3	BUSH	EARNSHAW		29,921
4	10/12	at Philadelphia	W	10-8	Rommel	Blake		29,921
5	10/14	at Philadelphia	W	3-2	Walberg	MALONE		29,921
<b>1930</b>	<b>Date</b>	<b>Site</b>	<b>W/L</b>	<b>Score</b>	<b>Winner</b>	<b>Loser</b>	<b>Save</b>	<b>Attendance</b>
1	10/1	at Philadelphia	W	5-2	GROVE	GRIMES		32,295
2	10/2	at Philadelphia	W	6-1	EARNSHAW	Rhem		32,295
3	10/4	at St. Louis	L	0-5	HALLAHAN	Walberg		36,944
4	10/5	at St. Louis	L	1-3	HAINES	GROVE		39,946
5	10/6	at St. Louis	W	2-0	Grove	GRIMES		38,844
6	10/8	at Philadelphia	W	7-1	EARNSHAW	Hallahan		32,295
<b>1931</b>	<b>Date</b>	<b>Site</b>	<b>W/L</b>	<b>Score</b>	<b>Winner</b>	<b>Loser</b>	<b>Save</b>	<b>Attendance</b>
1	10/1	at St. Louis	W	6-2	GROVE	Derringer		38,529
2	10/2	at St. Louis	L	0-2	HALLAHAN	EARNSHAW		35,947
3	10/5	at Philadelphia	L	2-5	GRIMES	Grove		32,295
4	10/6	at Philadelphia	W	3-0	EARNSHAW	Johnson		32,295
5	10/7	at Philadelphia	L	1-5	HALLAHAN	Hoyt		32,295
6	10/9	at St. Louis	W	8-1	GROVE	Derringer		39,401
7	10/10	at St. Louis	L	2-4	Grimes	Earnshaw		20,805
<b>1972</b>	<b>Date</b>	<b>Site</b>	<b>W/L</b>	<b>Score</b>	<b>Winner</b>	<b>Loser</b>	<b>Save</b>	<b>Attendance</b>
1	10/14	at Cincinnati	W	3-2	Holtzman	Nolan	Blue	52,918
2	10/15	at Cincinnati	W	2-1	Hunter	Grimsley	Fingers	53,244
3	10/18	at Oakland	L	0-1	Billingham	Odom	Carroll	49,410
4	10/19	at Oakland	W	3-2	Fingers	Carroll		49,410
5	10/20	at Oakland	L	4-5	Grimsley	Fingers	Billingham	49,410
6	10/21	at Cincinnati	L	1-8	Grimsley	Blue	Hall	52,737
7	10/22	at Cincinnati	W	3-2	Hunter	Borbon	Fingers	56,040
<b>1973</b>	<b>Date</b>	<b>Site</b>	<b>W/L</b>	<b>Score</b>	<b>Winner</b>	<b>Loser</b>	<b>Save</b>	<b>Attendance</b>
1	10/13	at Oakland	W	2-1	Holtzman	Matlack	Knowles	46,021
2	10/14	at Oakland	L	7-10 (12)	McGraw	Fingers	Stone	49,151
3	10/16	at New York	W	3-2 (11)	Parker	Parker	Fingers	54,817
4	10/17	at New York	L	1-6	Matlack	Holtzman	Sadecki	54,817
5	10/18	at New York	L	0-2	Koosman	Blue	McGraw	54,817
6	10/20	at Oakland	W	3-1	Hunter	Seaver	Fingers	49,333
7	10/21	at Oakland	W	5-2	Holtzman	Matlack	Knowles	49,333
<b>1974</b>	<b>Date</b>	<b>Site</b>	<b>W/L</b>	<b>Score</b>	<b>Winner</b>	<b>Loser</b>	<b>Save</b>	<b>Attendance</b>
1	10/12	at Los Angeles	W	3-2	Fingers	Messersmith	Hunter	55,974
2	10/13	at Los Angeles	L	2-3	Sutton	Blue	Marshall	55,989
3	10/15	at Oakland	W	3-2	Hunter	Downing		49,347
4	10/16	at Oakland	W	5-2	Holtzman	Messersmith	Fingers	49,347
5	10/17	at Oakland	W	3-2	Odom	Marshall	Fingers	49,347
<b>1988</b>	<b>Date</b>	<b>Site</b>	<b>W/L</b>	<b>Score</b>	<b>Winner</b>	<b>Loser</b>	<b>Save</b>	<b>Attendance</b>
1	10/15	at Los Angeles	L	4-5	Pena	Eckersley		55,983
2	10/16	at Los Angeles	L	0-6	HERSHISER	Davis		56,051
3	10/18	at Oakland	W	2-1	Honeycutt	Howell		49,316
4	10/19	at Oakland	L	3-4	Belcher	Stewart	Howell	49,317
5	10/20	at Oakland	L	2-5	HERSHISER	Davis		49,317
<b>1989</b>	<b>Date</b>	<b>Site</b>	<b>W/L</b>	<b>Score</b>	<b>Winner</b>	<b>Loser</b>	<b>Save</b>	<b>Attendance</b>
1	10/14	at Oakland	W	5-0	STEWART	Garrelts		49,385
2	10/15	at Oakland	W	5-1	Moore	Reuschel		49,388
3	10/27	at San Francisco	W	13-7	Stewart	Garrelts		62,038
4	10/28	at San Francisco	W	9-6	Moore	Robinson	Eckersley	62,032
<b>1990</b>	<b>Date</b>	<b>Site</b>	<b>W/L</b>	<b>Score</b>	<b>Winner</b>	<b>Loser</b>	<b>Save</b>	<b>Attendance</b>
1	10/16	at Cincinnati	L	0-7	Rijo	Stewart		55,830
2	10/17	at Cincinnati	L	4-5 (10)	Dibble	Eckersley		55,832
3	10/19	at Oakland	L	3-8	Browning	Moore		48,269
4	10/20	at Oakland	L	1-2	Rijo	STEWART	Myers	48,613

Capitals denote complete game.

# POSTSEASON TEAM TOTALS

## AMERICAN LEAGUE WILD CARD

Year	AVG.	G	AB	R	H	TB	2B	3B	HR	RBI	SH	SF	HP	BB	IBB	SO	SB	CS	DP	E	SLG	OBP
2014	.277	1	47	8	13	19	0	0	2	8	1	0	0	6	1	15	0	0	0	0	.404	.358
2018	.152	1	33	2	5	8	0	0	1	2	0	0	0	5	0	13	0	0	0	0	.242	.263

Year	W	L	ERA	G	GS	CG	GF	SHO	SV	IP	H	R	ER	HR	HB	BB	IBB	SO	WP	BK	AVG.
2014	0	1	6.94	1	1	0	1	0	0	11.2	15	9	9	0	0	3	0	8	1	0	.341
2018	0	1	7.88	1	1	0	1	0	0	8.0	7	7	7	2	0	4	0	6	1	0	.241

## AMERICAN LEAGUE DIVISION SERIES

Year	AVG.	G	AB	R	H	TB	2B	3B	HR	RBI	SH	SF	HP	BB	IBB	SO	SB	CS	DP	E	SLG	OBP
1981	.253	3	99	10	25	39	5	0	3	9	3	0	0	6	0	10	2	2	1	3	.394	.295
2000	.263	5	167	23	44	59	9	0	2	22	1	2	2	19	1	31	3	0	6	5	.353	.342
2001	.247	5	174	12	43	70	13	1	4	11	0	2	3	11	1	31	3	0	3	6	.402	.300
2002	.288	5	184	26	53	92	13	1	8	25	0	1	1	12	1	34	1	0	2	3	.500	.333
2003	.213	5	178	18	38	51	8	1	1	15	1	0	4	21	2	37	3	0	0	5	.287	.310
2006	.245	3	106	16	26	50	9	0	5	15	0	0	0	6	1	19	0	0	2	1	.472	.286
2012	.194	5	155	11	30	44	5	0	3	10	1	0	2	14	0	50	2	1	2	3	.284	.269
2013	.217	5	166	15	36	63	6	3	5	14	1	1	1	14	2	57	1	0	1	1	.380	.280
<b>Totals</b>	<b>.240</b>	<b>36</b>	<b>1229</b>	<b>131</b>	<b>295</b>	<b>468</b>	<b>68</b>	<b>6</b>	<b>31</b>	<b>121</b>	<b>7</b>	<b>6</b>	<b>13</b>	<b>103</b>	<b>8</b>	<b>269</b>	<b>15</b>	<b>3</b>	<b>17</b>	<b>27</b>	<b>.381</b>	<b>.304</b>

Year	W	L	ERA	G	GS	CG	GF	SHO	SV	IP	H	R	ER	HR	HB	BB	IBB	SO	WP	BK	AVG.
1981	3	0	0.67	3	3	2	1	1	1	27.0	20	2	2	0	0	7	0	11	0	0	.204
2000	2	3	3.48	5	5	1	4	0	1	44.0	41	19	17	1	1	16	2	35	0	0	.244
2001	2	3	2.86	5	5	0	5	1	2	44.0	40	18	14	3	4	11	0	29	0	0	.241
2002	2	3	4.09	5	5	0	5	0	1	44.0	52	27	20	5	2	14	1	42	4	0	.291
2003	2	3	2.98	5	5	0	5	0	0	48.1	38	17	16	8	2	18	5	39	1	0	.211
2006	3	0	2.33	3	3	0	3	0	2	27.0	26	7	7	5	0	6	0	11	0	0	.257
2012	2	3	2.89	5	5	0	5	1	1	43.2	41	17	14	2	3	7	1	39	4	0	.252
2013	2	3	3.48	5	5	0	5	1	1	44.0	38	17	17	3	2	13	1	38	1	0	.235
<b>Totals</b>	<b>18</b>	<b>18</b>	<b>2.99</b>	<b>36</b>	<b>36</b>	<b>3</b>	<b>33</b>	<b>4</b>	<b>9</b>	<b>322.0</b>	<b>296</b>	<b>124</b>	<b>107</b>	<b>27</b>	<b>14</b>	<b>92</b>	<b>10</b>	<b>244</b>	<b>10</b>	<b>0</b>	<b>.243</b>

## AMERICAN LEAGUE CHAMPIONSHIP SERIES

Year	AVG.	G	AB	R	H	TB	2B	3B	HR	RBI	SH	SF	HP	BB	IBB	SO	SB	CS	DP	E	SLG	OBP
1971	.229	3	96	7	22	41	8	1	3	7	2	0	0	5	0	16	0	3	3	0	.427	.267
1972	.224	5	170	13	38	49	8	0	1	10	4	1	3	12	0	35	7	2	2	3	.288	.285
1973	.200	5	160	15	32	54	5	1	5	15	4	1	2	17	3	39	3	1	2	4	.338	.283
1974	.183	4	120	11	22	37	4	1	3	11	2	1	1	22	3	16	3	3	3	2	.308	.313
1975	.194	3	98	7	19	28	6	0	1	7	0	0	0	9	0	14	0	0	2	6	.286	.262
1981	.222	3	99	4	22	28	4	1	0	4	0	0	0	6	1	23	2	0	6	4	.283	.267
1988	.299	4	137	20	41	70	8	0	7	20	0	1	0	10	3	35	1	3	1	3	.511	.345
1989	.272	5	158	26	43	75	9	1	7	23	3	2	1	20	0	32	13	3	2	3	.475	.354
1990	.299	4	127	20	38	42	4	0	0	18	4	3	4	19	2	21	9	3	5	1	.331	.399
1992	.251	6	207	24	52	71	5	1	4	23	3	2	1	24	2	33	16	2	5	7	.343	.329
2006	.221	4	131	9	29	48	7	0	4	9	0	0	1	14	0	28	0	0	7	3	.366	.301
<b>Totals</b>	<b>.238</b>	<b>46</b>	<b>1503</b>	<b>156</b>	<b>358</b>	<b>543</b>	<b>68</b>	<b>6</b>	<b>35</b>	<b>147</b>	<b>22</b>	<b>11</b>	<b>13</b>	<b>158</b>	<b>14</b>	<b>292</b>	<b>54</b>	<b>20</b>	<b>38</b>	<b>36</b>	<b>.361</b>	<b>.314</b>

Year	W	L	ERA	G	GS	CG	GF	SHO	SV	IP	H	R	ER	HR	HB	BB	IBB	SO	WP	BK	AVG.
1971	0	3	5.40	3	3	1	2	0	0	25.0	26	15	15	4	0	13	2	22	1	0	.274
1972	3	2	1.76	5	5	1	4	1	1	46.0	32	10	9	4	0	13	2	25	2	0	.198
1973	3	2	2.74	5	5	2	3	1	1	46.0	36	15	14	3	2	16	1	25	1	0	.211
1974	3	1	1.75	4	4	2	2	2	1	36.0	22	7	7	3	0	5	0	20	0	0	.177
1975	0	3	4.32	3	3	0	3	0	0	25.0	31	18	12	2	0	3	2	12	1	0	.316
1981	0	3	6.84	3	3	0	3	0	0	25.0	36	20	19	3	2	13	0	10	1	0	.336
1988	4	0	2.00	4	4	0	4	0	4	36.0	26	11	8	2	1	18	0	23	1	1	.206
1989	4	1	3.89	5	5	0	5	0	3	44.0	40	21	19	3	0	15	1	24	1	0	.242
1990	4	0	1.00	4	4	0	4	0	3	36.0	23	4	4	1	0	6	0	16	0	0	.183
1992	2	4	4.50	6	6	1	5	0	1	54.0	59	31	27	10	0	23	1	29	3	0	.281
2006	0	4	5.71	4	4	0	4	0	0	34.2	39	22	22	7	0	19	2	25	3	0	.285
Totals	23	23	3.44	46	46	7	39	4	14	407.2	370	174	156	42	5	144	11	231	14	1	.243

## WORLD SERIES

Year	AVG.	G	AB	R	H	TB	2B	3B	HR	RBI	SH	SF	HP	BB	IBB	SO	SB	CS	DP	E	SLG	OBP
1905	.161	5	155	3	25	30	5	0	0	2	3	0	1	5	-	25	2	2	2	8	.194	.193
1910	.316	5	177	35	56	80	19	1	1	30	7	0	2	17	-	24	7	7	3	11	.452	.383
1911	.244	6	205	27	50	74	15	0	3	21	7	2	0	4	-	31	4	6	0	11	.361	.256
1913	.264	5	174	23	46	64	4	4	2	21	5	2	0	7	-	16	5	2	0	5	.368	.290
1914	.172	4	128	6	22	31	9	0	0	5	2	1	0	13	-	28	2	3	2	3	.242	.246
1929	.281	5	171	26	48	71	5	0	6	26	6	1	1	13	-	27	0	2	4	4	.415	.333
1930	.197	6	178	21	35	67	10	2	6	21	4	3	1	24	-	32	0	2	3	3	.376	.291
1931	.220	7	227	22	50	64	5	0	3	20	4	0	1	28	-	46	0	0	5	2	.282	.309
1972	.209	7	220	16	46	65	4	0	5	16	6	0	1	21	5	37	1	3	2	9	.295	.281
1973	.212	7	241	21	51	75	12	3	2	20	2	1	2	28	3	62	3	4	2	9	.311	.298
1974	.211	5	142	16	30	46	4	0	4	14	7	1	2	16	1	42	3	3	3	5	.324	.298
1988	.177	5	158	11	28	37	3	0	2	11	1	1	1	17	1	41	3	0	2	2	.234	.260
1989	.301	4	146	32	44	85	8	3	9	30	0	0	1	18	3	22	4	1	2	1	.582	.382
1990	.207	4	135	8	28	41	4	0	3	8	2	1	0	12	1	28	7	0	2	5	.304	.270
Totals	.228	75	2457	267	559	830	107	13	46	245	56	13	13	223	-	461	41	35	32	78	.338	.294

Year	W	L	ERA	G	GS	CG	GF	SHO	SV	IP	H	R	ER	HR	HB	BB	IBB	SO	WP	BK	AVG.
1905	1	4	1.47	5	5	5	0	1	-	43.0	31	15	7	0	2	15	-	26	1	0	.203
1910	4	1	2.76	5	5	5	0	0	-	45.2	35	15	14	0	0	18	-	31	1	0	.222
1911	4	2	1.29	6	6	5	1	0	-	55.2	33	13	8	0	3	14	-	44	1	0	.175
1913	4	1	2.15	5	5	5	0	0	-	46.0	33	15	11	1	3	8	-	19	0	0	.201
1914	0	4	3.41	4	4	2	2	0	-	37.0	33	16	14	1	1	15	-	18	0	0	.244
1929	4	1	2.40	5	5	2	3	0	-	45.0	43	17	12	1	0	13	-	50	0	0	.249
1930	4	2	1.73	6	6	4	2	1	-	52.0	38	12	10	2	0	11	-	33	0	0	.200
1931	3	4	2.66	7	7	4	3	1	-	61.0	54	19	18	2	0	9	-	41	1	0	.236
1972	4	3	3.05	7	7	0	7	0	3	62.0	46	21	21	3	1	27	8	46	4	0	.209
1973	4	3	2.32	7	7	0	7	0	4	66.0	66	24	17	4	3	26	6	36	3	0	.253
1974	4	1	2.05	5	5	0	5	0	3	44.0	36	11	10	4	1	16	0	32	1	0	.228
1988	1	4	3.92	5	5	0	5	0	0	43.2	41	21	19	5	1	13	0	36	1	1	.246
1989	4	0	3.50	4	4	1	3	1	1	36.0	28	14	14	4	0	8	0	27	2	0	.209
1990	0	4	3.82	4	4	1	3	0	0	35.1	45	22	15	3	1	15	1	9	2	0	.317
Totals	41	34	2.54	75	75	34	41	4	-	672.1	562	235	190	30	16	208	-	448	17	1	.227

# DIVISION SERIES RECORDS

## INDIVIDUAL BATTING

### Highest Batting Average

Career (min. 25 pa).....	.350 (Yoenis Céspedes, 2012-13)
Series (min. 10 pa).....	.545 (Tony Armas, 1981)
	.545 (Dwayne Murphy, 1981)

### Highest Slugging Percentage

Career (min. 25 pa).....	.525 (Yoenis Céspedes, 2012-13)
Series (min. 10 pa).....	1.200 (Frank Thomas, 2006)

### Highest On-Base Percentage

Career (min. 25 pa).....	.477 (Jason Giambi, 2000-01)
Series (min. 10 pa).....	.588 (Scott Hatteberg, 2002)

### Most Games Played

Career.....	23 (Eric Chavez, 2000-03, 06)
-------------	-------------------------------

### Most At Bats

Career.....	95 (Eric Chavez, 2000-03, 06)
Series.....	23 (Miguel Tejada, 2003)
Game.....	6 (Eric Chavez, 2003 Game 1, 12 innings)
	6 (Miguel Tejada, 2003 Game 1, 12 innings)

### Most Runs

Career.....	10 (Eric Chavez, 2000-03, 06)
Series.....	7 (Ray Durham, 2002)
Game.....	3 (Coco Crisp, 2013 Game 4)
	3 (Ray Durham, 2002 Game 2)
	3 (Rickey Henderson, 1981 Game 3)

### Most Hits

Career.....	21 (Eric Chavez, 2000-03, 06)
Series.....	9 (Johnny Damon, 2001)
Game.....	4 (Coco Crisp, 2013 Game 4)
	4 (Jason Giambi, 2001 Game 5)
	4 (Miguel Tejada, 2001 Game 4)
	4 (Johnny Damon, 2001 Game 1)
	4 (Tony Armas, 1981 Game 2)
Hitting Streak, Series.....	5 (six times, last: Yoenis Céspedes, 2013)
Hitting Streak, Career.....	10 (Yoenis Céspedes, October 6, 2012-present)

### Most Doubles

Career.....	7 (Miguel Tejada, 2000-03)
Series.....	4 (Marco Scutaro, 2006)
Game.....	2 (six times, last: Coco Crisp, 2013 Game 3)

### Most Triples

Career.....	1 (six times, last: Céspedes, Crisp and Vogt, 2013)
Series.....	1 (six times, last: Céspedes, Crisp and Vogt, 2013)
Game.....	1 (six times, last: Coco Crisp, 2013 Game 4)

### Most Home Runs

Career.....	4 (Terrence Long, 2000-03)
Series.....	2 (Frank Thomas, 2006)
	2 (Ray Durham, 2002)
	2 (Terrence Long, 2001)
Game.....	2 (Frank Thomas, 2006 Game 1)
	2 (Terrence Long, 2001 Game 1)
Grand Slams.....	none
Pinch Hit.....	none

Inside The Park.....	Mark Kotsay, 2006 Game 2
	Ray Durham, 2002 Game 3
Leadoff.....	Coco Crisp, 2012 Game 1
	Ray Durham, 2002 Game 3
Game Ending.....	none

### Most RBI

Career.....	10 (Eric Chavez, 2000-03, 06)
Series.....	6 (Marco Scutaro, 2006)
Game.....	4 (Marco Scutaro, 2006 Game 3)

### Most Total Bases

Career.....	33 (Eric Chavez, 2000-03, 06)
Series.....	16 (Ray Durham, 2002)
	16 (Terrence Long, 2001)
Game.....	9 (Frank Thomas, 2006 Game 1)

### Most Extra Base Hits

Career.....	8 (Eric Chavez, 2000-03, 06)
	8 (Miguel Tejada, 2000-03)
Series.....	5 (Ray Durham, 2002)
	5 (Terrence Long, 2001)
Game.....	2 (11 times, last: Coco Crisp, 2013 Game 3)

### Most Walks

Career.....	11 (Jason Giambi, 2000-01)
Series.....	7 (Jason Giambi, 2000)
Game.....	3 (Coco Crisp, 2013 Game 1)
	3 (Jason Giambi, 2000 Game 4)

### Most Strikeouts

Career.....	20 (Brandon Moss, 2012-13)
Series.....	13 (Brandon Moss, 2013)
Game.....	4 (Stephen Drew, 2012 Game 5)
	4 (Ben Grieve, 2000 Game 5)

### Most Stolen Bases

Career.....	2 (Yoenis Céspedes, 2012-13)
	2 (Johnny Damon, 2001)
	2 (Rickey Henderson, 1981)
Series.....	2 (Yoenis Céspedes, 2012)
	2 (Johnny Damon, 2001)
	2 (Rickey Henderson, 1981)
Game.....	2 (Yoenis Céspedes, 2012 Game 2)
	2 (Johnny Damon, 2001 Game 1)

## INDIVIDUAL PITCHING

### Most Games Won

Career.....	4 (Barry Zito, 2000-03, 06)
Series.....	1 (18 times)

### Most Games Lost

Career.....	2 (Tim Hudson, 2000-03)
	2 (Mark Mulder, 2001-02)
	2 (Barry Zito, 2000-03, 06)
	2 (Jarrod Parker, 2012-13)
Series.....	2 (Jarrod Parker, 2012)

### Most Saves

Career.....	3 (Jason Isringhausen, 2000-01)
Series.....	2 (Huston Street, 2006)
	2 (Jason Isringhausen, 2001)

### Lowest Earned Run Average

Career (min. 10.0 ip) .....	1.74 (Jim Mecir, 2000-03)
Series .....	0.00 (Ted Lilly, 2003, 9.0 ip)
	0.00 (Mike Norris, 1981, 9.0 ip)

### Most Games

Career.....	7 (Sean Doolittle, 2012-13)
	7 (Chad Bradford, 2001-03)
	7 (Tim Hudson, 2000-03)
	7 (Jim Mecir, 2000-03)
Series .....	4 (five times, last: Sean Doolittle and Dan Otero, 2013)

### Most Games Started

Career.....	6 (Tim Hudson, 2000-03)
	6 (Barry Zito (2000-03, 06)
Series .....	2 (six times, last: Sonny Gray, 2013)

### Most Complete Games

Career.....	1 (three players tied)
Series .....	1 (Tim Hudson, 2000)
	1 (Steve McCatty, 1981)
	1 (Mike Norris, 1981)

### Most Innings Pitched

Career.....	40.2 (Barry Zito, 2000-03, 06)
Series .....	13.0 (Sonny Gray, 2013)
	13.0 (Barry Zito, 2003)
	13.0 (Mark Mulder, 2002)
Game .....	9.0 (Steve McCatty, 1981 Game 2)
	9.0 (Mike Norris, 1981 Game 1)

### Most Hits

Career.....	37 (Tim Hudson, 2000-03)
Series .....	14 (Jarrod Parker, 2012)
	14 (Mark Mulder, 2002)
	14 (Mark Mulder, 2001)
Game .....	10 (Bartolo Colón, 2013 Game 1)
	10 (Tim Hudson, 2003 Game 1)
	10 (Rick Langford, 1981 Game 3)
Game, Fewest .....	4 (Mike Norris, 1981 Game 1)

### Most Runs

Career.....	19 (Tim Hudson, 2000-03)
Series .....	11 (Tim Hudson, 2002)
Game .....	7 (Tim Hudson, 2002 Game 4)

### Most Earned Runs

Career.....	13 (Tim Hudson, 2000-03)
Series .....	9 (Gil Heredia, 2000)
Game .....	6 (Gil Heredia, 2000 Game 5)

### Most Walks

Career.....	14 (Barry Zito, 2000-03, 06)
Series .....	6 (Sonny Gray, 2013)
	6 (Kevin Appier, 2000)
Game .....	5 (Kevin Appier, 2000 Game 2)

### Most Strikeouts

Career.....	33 (Barry Zito, 2000-03, 06)
Series .....	13 (Barry Zito, 2003)
	13 (Kevin Appier, 2000)
Game .....	9 (Sonny Gray, 2013 Game 2)
	9 (Barry Zito, 2003 Game 2)
	9 (Mark Mulder, 2002 Game 5)

### Most Home Runs

Career.....	5 (Tim Hudson, 2000-03)
Series .....	2 (five times, last: Esteban Loaiza, 2006)
Game .....	2 (four times, last: Esteban Loaiza, 2006 Game 2)

### TEAM GAME

#### Batting

At Bats .....	41 (2003 Game 1, 12 innings)
	41 (2002 Game 1)
Runs .....	11 (2000 Game 4)
Runs, Inning.....	5 (2003 Game 2, 2nd inn.)
	5 (2002 Game 2, 4th inn.)
Hits .....	14 (2002 Game 2)
Doubles .....	5 (2006 Game 2)
	5 (2002 Game 2)
Triples.....	1 (six times, last: 2013 Game 4)
Home Runs.....	4 (2002 Game 3)
Home Runs, Inning.....	2 (2013 Game 3, 5th inn.)
	2 (2002 Game 3, 1st inn.)
Home Runs, Back-to-Back .....	Ray Durham and Scott Hatteberg, 2002 Game 3
Total Bases .....	24 (2002 Game 2)
Extra Base Hits .....	7 (2002 Game 2)
Runs Batted In .....	11 (2000 Game 4)
Walks .....	10 (2003 Game 1)
Strikeouts .....	16 (2013 Game 1)
Stolen Bases.....	2 (four times, last: 2012 Game 2)

#### Pitching

Hits .....	13 (2002 Game 1)
Runs .....	11 (2002 Game 4)
Runs, Inning.....	7 (2002 Game 4, 4th inn.)
Earned Runs .....	8 (2013 Game 4)
Walks .....	7 (2003 Game 1)
Strikeouts .....	12 (2013 Game 4)
Home Runs .....	3 (2003 Game 1)

### TEAM MISCELLANEOUS

Consecutive Wins.....	4 (Oct. 6, 1981 to Oct. 3, 2000)
Consecutive Losses.....	4 (Oct. 13, 2001 to Oct. 11, 2002)
Shutouts .....	4
	2013 Game 2 (1-0; Gray, Balfour)
	2012 Game 3 (2-0; Anderson, Cook, Doolittle, Balfour)
	2001 Game 2 (2-0; Hudson, Isringhausen)
	1981 Game 1 (4-0; Norris)
Longest Nine Inning Game .....	4:13 (2001 Game 4)
Longest Extra Inning Game.....	4:37 (2003 Game 1, 12 inn.)
Fastest Game.....	2:19 (2006 Game 1)
Extra Inning Games.....	2003 Game 1 (5-4, 12 inn.)
	2003 Game 3 (1-3, 11 inn.)
Margin of Victory .....	10 (2000 Game 4, 11-1)
Margin of Defeat .....	9 (2002 Game 4, 2-11)
Largest Deficit Overcome to Win.....	2 (2012 Game 4)
	2 (2000 Game 1)
Largest Lead Surrendered to Lose .....	4 (2002 Game 1)
Left On Base, Game .....	12 (2003 Game 1, 12 inn.)
	12 (2002 Game 1)
Fewest Left On Base, Game.....	4 (2013 Game 1)
	4 (2012 Game 5)
	4 (2012 Game 3)
Double Plays Turned, Game.....	2 (8 times, last: 2013 Game 3)
Errors, Series.....	6 (2001)
Errors, Game.....	4 (2003 Game 3)

# LEAGUE CHAMPIONSHIP SERIES RECORDS

## INDIVIDUAL BATTING

### Highest Batting Average

Career (min. 30 pa).....	.410 (Harold Baines)
Series (min. 10 pa).....	.500 (Milton Bradley, 2006)
Game.....	.500 (Sal Bando, 1975)

### Highest Slugging Percentage

Career (min. 30 pa).....	.568 (Jose Canseco)
Series (min. 10 pa).....	1.000 (Rickey Henderson, 1989)

### Highest On-Base Percentage

Career (min. 30 pa).....	.439 (Harold Baines)
Series (min. 10 pa).....	.609 (Rickey Henderson, 1989)

### Most Games Played

Career.....	20 (Sal Bando)
Game.....	20 (Reggie Jackson)

### Most At Bats

Career.....	75 (Reggie Jackson)
Series.....	25 (Harold Baines, 1992)
Game.....	6 (Rickey Henderson, 1992 Game 4)

### Most Runs

Career.....	14 (Rickey Henderson)
Series.....	8 (Rickey Henderson, 1989)
Game.....	3 (Mark McGwire, 1988 Game 3)

### Most Hits

Career.....	21 (Rickey Henderson)
Series.....	11 (Harold Baines, 1992)
Game.....	4 (Milton Bradley, 2006 Game 2)
	4 (Jerry Browne, 1992 Game 5)
	4 (Sal Bando, 1975 Game 2)
Hitting Streak, Series.....	5 (Ruben Sierra, Oct. 8-14, 1992)
	5 (Bert Campaneris, October 6-11, 1973)
	5 (Matty Alou, October 7-12, 1972)
Hitting Streak, Career.....	8 (Harold Baines, October 6, 1991-October 11, 1992)
	8 (Rickey Henderson, Oct. 4, 1989-Oct. 10, 1990)
	8 (Dave Henderson, October 5, 1988-October 7, 1989)

### Most Doubles

Career.....	4 (Matty Alou)
	4 (Sal Bando)
	4 (Dave Henderson)
	4 (Joe Rudi)
Series.....	4 (Matty Alou, 1972)
Game.....	2 (seven times, last: Mark Kotsay, 2006 Game 2)

### Most Triples

Career.....	2 (Rickey Henderson)
Series.....	1 (six times)
Game.....	1 (six times, last: Ruben Sierra, 1992 Game 2)

### Most Home Runs

Career.....	5 (Sal Bando)
Series.....	3 (Jose Canseco, 1988)
Game.....	2 (Milton Bradley, 2006 Game 2)
	2 (Rickey Henderson, 1989 Game 4)
	2 (Sal Bando, 1973 Game 2)
	2 (Reggie Jackson, 1971 Game 3)
Grand Slams.....	none
Pinch Hit.....	none
Inside The Park.....	none
Leadoff.....	Bert Campaneris, 1973 Game 2
Game Ending.....	Bert Campaneris, 1973 Game 3

### Most RBI

Career.....	11 (Mark McGwire)
Series.....	7 (Ruben Sierra, 1992)
Game.....	4 (Milton Bradley, 2006 Game 2)
	4 (Rickey Henderson, 1989 Game 4)

### Most Total Bases

Career.....	39 (Sal Bando)
Series.....	17 (Milton Bradley, 2006)
Game.....	10 (Milton Bradley, 2006 Game 2)

### Most Extra Base Hits

Career.....	9 (Sal Bando)
Series.....	4 (six times, last: Milton Bradley, 2006)
Game.....	2 (15 times, last: Milton Bradley and Mark Kotsay, 2006 Game 2)

### Most Walks

Career.....	13 (Rickey Henderson)
	13 (Gene Tenace)
Series.....	7 (Rickey Henderson, 1989)
Game.....	3 (four times, last: Mark McGwire, 1992 Game 5)

### Most Strikeouts

Career.....	17 (Reggie Jackson)
Series.....	7 (Terry Steinbach, 1992)
	7 (Jose Canseco, 1989)
	7 (Dave Henderson, 1988)
Game.....	3 (10 times, last: Nick Swisher and Frank Thomas, 2006 Game 2)

### Most Stolen Bases

Career.....	14 (Rickey Henderson)
Series.....	8 (Rickey Henderson, 1989)
Game.....	4 (Rickey Henderson, 1989 Game 2)

## INDIVIDUAL PITCHING

### Most Games Won

Career.....	6 (Dave Stewart)
Series.....	2 (five times, last: Dave Stewart, 1990)

### Most Games Lost

Career.....	3 (Ken Holtzman)
Series.....	2 (Mike Moore, 1992)
	2 (Ken Holtzman, 1975)

### Most Saves

Career.....	10 (Dennis Eckersley)
Series.....	4 (Dennis Eckersley, 1988)



## Lowest Earned Run Average

Career (min. 10.0 ip) ..... 0.40 (John Odom)  
Series ..... 0.00 (John Odom, 1972, 14.0 ip)

## Most Games

Career ..... 14 (Dennis Eckersley)  
Series ..... 4 (four times, last: Joe Kennedy, 2006)

## Most Games Started

Career ..... 8 (Dave Stewart)  
Series ..... 2 (11 times, last: Mike Moore and Dave Stewart, 1992)

## Most Complete Games

Career ..... 2 (Jim Hunter and Ken Holtzman)  
Series ..... 1 (seven times, last: Dave Stewart, 1992 Game 5)

## Most Innings Pitched

Career ..... 62.0 (Dave Stewart)  
Series ..... 16.2 (Dave Stewart, 1992)  
Game ..... 11.0 (Ken Holtzman, 1973 Game 3)

## Most Hits

Career ..... 44 (Dave Stewart)  
Series ..... 14 (Dave Stewart, 1992)  
Game ..... 9 (Esteban Loaiza, 2006 Game 2)  
Game, Fewest ..... 2 (Vida Blue, 1974 Game 3)

## Most Runs

Career ..... 16 (Vida Blue)  
16 (Jim Hunter)  
Series ..... 9 (Mike Moore, 1992)  
Game ..... 7 (Esteban Loaiza, 2006 Game 2)

## Most Earned Runs

Career ..... 16 (Vida Blue)  
16 (Jim Hunter)  
Series ..... 8 (Mike Moore, 1992)  
8 (Vida Blue, 1973)  
Game ..... 7 (Esteban Loaiza, 2006 Game 2)

## Most Walks

Career ..... 17 (Dave Stewart)  
Series ..... 6 (four times, last: Dave Stewart, 1992)  
Game ..... 6 (Matt Keough, 1981 Game 3)  
6 (Diego Segui, 1971 Game 3)

## Most Strikeouts

Career ..... 31 (Dave Stewart)  
Series ..... 11 (Dave Stewart, 1988)  
Game ..... 8 (Vida Blue, 1971 Game 1)

## Most Home Runs

Career ..... 9 (Jim Hunter)  
Series ..... 4 (Jim Hunter, 1971)  
Game ..... 4 (Jim Hunter, 1971 Game 2)

## TEAM GAME

### Batting

At Bats ..... 42 (1992 Game 4)  
Runs ..... 10 (1988 Game 3)  
Runs, Inning ..... 7 (1990 Game 1, 9th inn.)  
Hits ..... 15 (1988 Game 3)  
Doubles ..... 5 (1975 Game 2)  
5 (1971 Game 1)  
Triples ..... 1 (six times, last: 1992 Game 2)  
Home Runs ..... 4 (1988 Game 3)  
4 (1973 Game 2)  
Home Runs, Inning ..... 2 (four times, last: 1992 Game 1)  
Home Runs, Back-to-Back .....  
Joe Rudi and Sal Bando (1973 Game 2)  
Mark McGwire and Terry Steinbach (1992 Game 1)  
Total Bases ..... 30 (1988 Game 3)  
Extra Base Hits ..... 7 (1988 Game 3)  
Runs Batted In ..... 10 (1988 Game 3)  
Walks ..... 11 (1974 Game 4)  
Strikeouts ..... 14 (1972 Game 3)  
Stolen Bases ..... 6 (1992 Game 2)  
6 (1989 Game 2)

### Pitching

Hits ..... 19 (1981 Game 2)  
Runs ..... 13 (1981 Game 2)  
Runs, Inning ..... 7 (1981 Game 2, 4th inn.)  
Earned Runs ..... 13 (1981 Game 2)  
Walks ..... 9 (1971 Game 3)  
Strikeouts ..... 10 (2006 Game 4)  
Home Runs ..... 4 (1971 Game 2)

## TEAM MISCELLANEOUS

Consecutive Wins ..... 7 (Oct. 7, 1989 to Oct. 7, 1992)  
Consecutive Losses ..... 6 (Oct. 4, 1975 to Oct. 15, 1981)  
Shutouts ..... 4  
1972 Game 2 (5-0; Odom)  
1973 Game 5 (3-0; Hunter)  
1974 Game 2 (5-0; Holtzman)  
1974 Game 3 (1-0; Blue)  
Longest Nine Inning Game ..... 3:42 (1990 Game 2)  
Longest Extra Inning Game ..... 4:25 (1992 Game 4, 11 inn.)  
Fastest Game ..... 1:57 (1974 Game 3)  
Extra Inning Games ..... 4  
1972 Game 1 (3-2, 11 inn.)  
1972 Game 4 (3-4, 10 inn.)  
1973 Game 3 (2-1, 11 inn.)  
1992 Game 4 (6-7, 11 inn.)  
Margin of Victory ..... 8 (1990 Game 1, 9-1)  
Margin of Defeat ..... 10 (1981 Game 2, 3-13)  
Largest Deficit Overcome to Win ..... 5 (1988 Game 3)  
Largest Deficit Surrendered to Lose ..... 5 (1992 Game 4)  
Left On Base, Game ..... 12 (1990 Game 2)  
Double Plays Turned, Game ..... 4 (1975 Game 2)  
Errors, Series ..... 7 (1992)  
Errors, Game ..... 4 (1975 Game 1)

# WORLD SERIES RECORDS

## INDIVIDUAL BATTING

### Highest Batting Average

Career (min. 25 pa).....412 (Rickey Henderson)  
Series (min. 10 pa).....474 (Rickey Henderson, 1989)

### Highest Slugging Percentage

Career (min. 25 pa).....794 (Rickey Henderson)  
Series (min. 10 pa).....923 (Dave Henderson, 1989)

### Highest On-Base Percentage

Career (min. 25 pa).....487 (Rickey Henderson)  
Series (min. 10 pa).....591 (Mickey Cochrane, 1929)

### Most Games Played

Career.....20 (Frank Baker)  
20 (Jack Barry)  
20 (Eddie Collins)

### Most At Bats

Career.....82 (Frank Baker)  
Series.....31 (Bert Campaneris, 1973)  
Game.....6 (five times, last: Rickey Henderson, 1989 Game 4)

### Most Runs

Career.....15 (Frank Baker)  
Series.....7 (Frank Baker, 1911)  
Game.....4 (Carney Lansford, 1989 Game 3)

### Most Hits

Career.....31 (Frank Baker)  
Series.....9 (nine times, last: Rickey Henderson, 1989)  
Game.....4 (Dave Henderson, 1988 Game 4)  
4 (Reggie Jackson, 1973 Game 2)  
4 (Danny Murphy, 1911 Game 6)  
Hitting Streak, Series.....6 (Jimmie Foxx, Oct. 1-8, 1930)  
Hitting Streak, Career.....  
8 (Jimmie Foxx, October 1, 1930 to October 2, 1931)  
8 (Jack Barry, October 17, 1911 to October 10, 1913)

### Most Doubles

Career.....9 (Jack Barry)  
Series.....4 (Jack Barry, 1911)  
4 (Eddie Collins, 1910)  
Game.....2 (13 times, last: Rickey Henderson, 1990 Game 1)

### Most Triples

Career.....2 (Rickey Henderson)  
2 (Eddie Collins)  
Series.....2 (Rickey Henderson, 1989)  
2 (Eddie Collins, 1913)  
Game.....1 (14 times, last: Rickey Henderson, 1989 Game 4)

### Most Home Runs

Career.....6 (Al Simmons)  
Series.....4 (Gene Tenace, 1972)  
Game.....2 (Dave Henderson, 1989 Game 3)  
2 (Gene Tenace, 1972 Game 1)  
Grand Slams.....Jose Canseco, 1988 Game 1  
Pinch Hit.....none  
Inside The Park.....Mule Haas, 1929 Game 4  
Leadoff.....Rickey Henderson, 1989 Game 4  
Game Ending.....Mark McGwire, 1988 Game 3

### Most RBI

Career.....18 (Frank Baker)  
Series.....9 (Gene Tenace, 1972)  
9 (Danny Murphy, 1910)  
Game.....4 (Dave Henderson, 1989 Game 3)  
4 (Jose Canseco, 1988 Game 1)  
4 (Al Simmons, 1929 Game 2)  
4 (Wally Schang, 1913 Game 4)

### Most Total Bases

Career.....47 (Frank Baker)  
Series.....21 (Gene Tenace, 1972)  
Game.....10 (Dave Henderson, 1989 Game 3)

### Most Extra Base Hits

Career.....11 (Al Simmons)  
Series.....5 (Gene Tenace, 1972)  
5 (Reggie Jackson, 1973)  
Game.....3 (Dave Henderson, 1989 Game 3)

### Most Walks

Career.....17 (Mickey Cochrane)  
Series.....11 (Gene Tenace, 1973)  
Game.....3 (Gene Tenace, 1973 Game 5)  
3 (Gene Tenace, 1973 Game 2)  
3 (Mickey Cochrane, 1929 Game 2)

### Most Strikeouts

Career.....17 (Sal Bando)  
Series.....9 (Dib Williams, 1931)  
Game.....3 (seven times, last: Dave Stewart, 1988 Game 1)

### Most Stolen Bases

Career.....10 (Eddie Collins)  
Series.....4 (Eddie Collins, 1910)  
Game.....2 (four times, last: Rickey Henderson, 1989 Game 3)

## INDIVIDUAL PITCHING

### Most Games Won

Career.....6 (Chief Bender)  
Series.....3 (Jack Coombs, 1910)

### Most Games Lost

Career.....5 (Eddie Plank)  
Series.....2 (Dave Stewart, 1990)  
2 (Storm Davis, 1988)  
2 (George Earnshaw, 1931)  
2 (Eddie Plank, 1905)

### Most Saves

Career.....6 (Rollie Fingers)  
Series.....2 (four times, last: Rollie Fingers, 1974)

### Lowest Earned Run Average

Career (min 10.0 ip).....1.32 (Eddie Plank)  
Series (min 10.0 ip).....0.00 (Darold Knowles, 1973, 6.1 ip)  
0.00 (Lefty Grove, 1929, 6.1 ip)  
0.00 (Rube Walberg, 1929, 6.1 ip)

### Most Games

Career.....16 (Rollie Fingers, 1973)  
Series.....7 (Darold Knowles, 1973)

### Most Games Started

Career.....	10 (Chief Bender)
Series .....	3 (six times, last: Ken Holtzman, 1973)

### Most Complete Games

Career.....	9 (Chief Bender)
Series .....	3 (Chief Bender, 1911)
	3 (Jack Coombs, 1910)

### Most Innings Pitched

Career.....	85.0 (Chief Bender)
Series .....	27.0 (Jack Coombs, 1910)
Game .....	11.0 (Joe Bush, 1914 Game 3)
	11.0 (Jack Coombs, 1911 Game 3)

### Most Hits

Career.....	64 (Chief Bender)
Series .....	28 (Lefty Grove, 1931)
Game .....	12 (Lefty Grove, 1931 Game 1)
Game, Fewest .....	2 (George Earnshaw, 1931 Game 4)
	2 (Eddie Plank, 1913 Game 5)

### Most Runs

Career.....	28 (Chief Bender)
Series .....	10 (Storm Davis, 1988)
	10 (Jack Coombs, 1910)
Game .....	9 (Andy Coakley, 1905 Game 3)

### Most Earned Runs

Career.....	23 (Chief Bender)
Series .....	10 (Storm Davis, 1988)
	10 (Jack Coombs, 1910)
Game .....	6 (Storm Davis, 1988 Game 2)
	6 (Chief Bender, 1914 Game 1)

### Most Walks

Career.....	21 (Chief Bender)
Series .....	14 (Jack Coombs, 1910)
Game .....	9 (Jack Coombs, 1910 Game 2)

### Most Strikeouts

Career.....	59 (Chief Bender)
Series .....	20 (George Earnshaw, 1931)
	20 (Chief Bender, 1911)
Game .....	13 (Howard Ehmke, 1929 Game 1)

### Most Home Runs

Career.....	4 (Vida Blue)
	4 (Jim Hunter)
Series .....	3 (Storm Davis, 1988)
Game .....	2 (four times, last: Mike Moore, 1990 Game 3)

## TEAM GAME

### Batting

At Bats .....	47 (1973 Game 2)
Runs .....	13 (1989 Game 3)
	13 (1911 Game 6)
Runs, Inning .....	10 (1929 Game 4, 7th inn.)
Hits .....	15 (1929 Game 4)
	15 (1910 Game 3)
Doubles .....	7 (1911 Game 4)

Triples .....	3 (1973 Game 2)
Home Runs .....	5 (1989 Game 3)
Home Runs, Inning .....	2 (1989 Game 3, 5th inn.)
	2 (1989 Game 3, 4th inn.)
	2 (1973 Game 7, 3rd inn.)
	2 (1929 Game 4, 7th inn.)

Home Runs, Back-to-Back .....	none
Total Bases .....	31 (1989 Game 3)
Extra Base Hits .....	7 (1989 Game 3)
	7 (1973 Game 2)
	7 (1930 Game 6)
	7 (1911 Game 4)
Runs Batted In .....	12 (1989 Game 3)
Walks .....	7 (four times, last: 1989 Game 4)
Strikeouts .....	15 (1973 Game 2)
Stolen Bases .....	4 (1910 Game 5)

### Pitching

Hits .....	15 (1973 Game 2)
Runs .....	10 (1973 Game 2)
Runs, Inning .....	7 (1990 Game 3, 3rd inn.)
Earned Runs .....	8 (1972 Game 6)
Walks .....	9 (1910 Game 2)
Strikeouts .....	14 (1972 Game 3)
Home Runs .....	2 (eight times, last: 1990 Game 3)

## TEAM MISCELLANEOUS

Consecutive Wins .....	4 (October 14 to 28, 1989)
	4 (October 12, 1929 to October 2, 1930)
Consecutive Losses .....	4 (October 16, 1990 to present)
	4 (October 9 to 13, 1914)
Shutouts .....	4
	1989 Game 1 vs. San Francisco (5-0; Stewart)
	1931 Game 4 vs. St. Louis (3-0; Earnshaw)
	1930 Game 5 at St. Louis (2-0; Earnshaw and Grove)
	1905 Game 2 at New York (3-0; Bender)
Margin of Victory .....	11 (1911 Game 6, 13-2)
Margin of Defeat .....	9 (1905 Game 3, 0-9)
Largest Deficit Overcome to Win .....	8 (1929 Game 4)
Largest Deficit Surrendered to Lose .....	3 (1911 Game 5)
Longest Nine Inning Game .....	3:30 (1989 Game 3)
Longest Extra Inning Game .....	4:13 (1973 Game 2, 12 inn.)
Fastest Game .....	1:35 (1905 Game 5)
Extra Inning Games .....	8
	1990 Game 2 at Cincinnati (4-5, 10 inn.)
	1973 Game 3 at New York (3-2, 11 inn.)
	1973 Game 2 vs. New York (7-10, 12 inn.)
	1914 Game 3 at Boston (4-5, 12 inn.)
	1913 Game 2 vs. New York (0-3, 10 inn.)
	1911 Game 5 at New York (3-4, 10 inn.)
	1911 Game 3 at New York (3-2, 11 inn.)
	1910 Game 4 at Chicago (3-4, 10 inn.)
Left on Base, Nine Inning Game .....	11 (1990 Game 1)
	11 (1930 Game 3)
Left on Base, Extra Inning Game .....	12 (1973 Game 2, 12 inn.)
Double Plays Turned, Game .....	4 (1914 Game 1)
	4 (1973 Game 4)
Errors, Series .....	11 (1910)
	11 (1911)
Errors, Game .....	5 (1973 Game 2)
	5 (1911 Game 6)

# POSTSEASON RECORDS

## INDIVIDUAL BATTING

### Highest Batting Average

Career (min. 50 pa).....	.378 (Frank Baker, 1910-11, 13-14)
Season (min. 20 pa).....	.450 (Frank Baker, 1913)
Single Series (min. 10 pa).....	.545 (Tony Armas, 1981 ALDS) .545 (Dwayne Murphy, 1981 ALDS)

### Highest Slugging Percentage

Career (min. 50 pa).....	.667 (Al Simmons, 1929-31)
Season (min. 20 pa).....	.941 (Rickey Henderson, 1989)
Single Series (min. 10 pa).....	1.200 (Frank Thomas, 2006 ALDS)

### Highest On-Base Percentage

Career (min. 50 pa).....	.436 (Rickey Henderson, 1981, 89-90, 92)
Season (min. 20 pa).....	.591 (Mickey Cochrane, 1929)
Single Series (min. 10 pa).....	.609 (Rickey Henderson, 1989 ALCS)

### Most Games Played

Career.....	39 (Sal Bando, 1971-75)
Season.....	12 (12 times, last: seven players in 1973)

### Most At Bats

Career.....	144 (Bert Campaneris, 1971-75)
Season.....	52 (Bert Campaneris, 1973)
Series.....	31 (Bert Campaneris, 1973 WS)
Game.....	6 (nine times, last: Coco Crisp, 2014 ALWC, 12 inn.)

### Most Runs

Career.....	23 (Rickey Henderson, 1981, 89-90, 92)
Season.....	12 (Rickey Henderson, 1989)
Series.....	8 (Rickey Henderson, 1989 ALCS)
Game.....	4 (Carney Lansford, 1989 WS Game 3)

### Most Hits

Career.....	37 (Rickey Henderson, 1981, 89-90, 92)
Season.....	16 (Bert Campaneris, 1973)
Series.....	11 (Harold Baines, 1992 ALCS)
Game.....	4 (11 times, last: Coco Crisp, 2013 ALDS Game 4)
Hitting Streak, Season.....	8 (Bert Campaneris, Oct. 6-16, 1973)
Hitting Streak, Career.....	8 (Rickey Henderson, October 4-28, 1989)
Hitting Streak, Career.....	15 (Rickey Henderson, October 4, 1989-October 19, 1990)

### Most Doubles

Career.....	9 (Jack Barry, 1910-11, 13-14)
Season.....	9 (Dave Henderson, 1988-90)
Series.....	5 (Dave Henderson, 1989)
Game.....	4 (four times, last: Marco Scutaro, 2006 ALDS)
Game.....	2 (27 times, last: Coco Crisp, 2013 ALDS Game 3)

### Most Triples

Career.....	4 (Rickey Henderson, 1981, 89-90, 92)
Season.....	3 (Rickey Henderson, 1989)
Series.....	2 (Rickey Henderson, 1989 WS)
Game.....	2 (Eddie Collins, 1913 WS)
Game.....	1 (26 times, last: Coco Crisp, 2013 ALDS Game 4)

### Most Home Runs

Career.....	7 (Jose Canseco, 1988-90)
Season.....	4 (Jose Canseco, 1988)
Game.....	4 (Gene Tenace, 1972)

Series.....	4 (Gene Tenace, 1972 WS)
Game.....	2 (nine times, last: Brandon Moss, 2014 ALWC)
Grand Slams.....	Jose Canseco, 1988 WS Game 1
Pinch Hit.....	none
Inside The Park.....	Mark Kotsay, 2006 ALDS Game 2
	Ray Durham, 2002 ALDS Game 3
	Mule Haas, 1929 WS Game 4
Leadoff.....	4 times, last: Coco Crisp, 2012 ALDS Game 1
Game Ending.....	Mark McGwire, 1988 WS Game 3
	Bert Campaneris, 1973 ALCS Game 3

### Most RBI

Career.....	18 (Frank Baker, 1910-11, 13-14)
Season.....	18 (Jose Canseco, 1988-90)
Single Series.....	10 (Gene Tenace, 1972)
Game.....	9 (Gene Tenace, 1972 WS)
	9 (Danny Murphy, 1910 WS)
Game.....	5 (Brandon Moss, 2014 ALWC)

### Most Total Bases

Career.....	63 (Rickey Henderson, 1981, 89-90, 92)
Season.....	32 (Rickey Henderson, 1989)
Single Series.....	21 (Gene Tenace, 1972 WS)
Game.....	10 (Dave Henderson, 1989 WS Game 3)
	10 (Milton Bradley, 2006 ALCS Game 2)

### Most Extra Base Hits

Career.....	14 (Rickey Henderson, 1981, 89-90, 92)
Season.....	8 (Dave Henderson, 1989)
	8 (Rickey Henderson, 1989)
Single Series.....	5 (four times, last: Ray Durham, 2002 ALDS)
Game.....	3 (Dave Henderson, 1989 WS Game 3)

### Most Walks

Career.....	29 (Gene Tenace, 1971-75)
Season.....	13 (Gene Tenace, 1973)
Single Series.....	11 (Gene Tenace, 1973 WS)
Game.....	3 (9 times, last: Coco Crisp, 2013 ALDS Game 1)

### Most Strikeouts

Career.....	31 (Gene Tenace, 1971-75)
Season.....	14 (Dave Henderson, 1988)
Single Series.....	13 (Brandon Moss, 2013 ALDS)
Game.....	4 (Stephen Drew, 2012 ALDS Game 5)
	4 (Ben Grieve, 2000 ALDS Game 5)

### Most Stolen Bases

Career.....	22 (Rickey Henderson, 1981, 89-90, 92)
Season.....	11 (Rickey Henderson, 1989)
Single Series.....	8 (Rickey Henderson, 1989 ALCS)
Game.....	4 (Rickey Henderson, 1989 ALCS Game 2)

## INDIVIDUAL PITCHING

### Most Games Won

Career.....	8 (Dave Stewart, 1988-90, 92)
Season.....	4 (Dave Stewart, 1989)
Single Series.....	3 (Jack Coombs, 1910 WS)

### Most Games Lost

Career.....	5 (Vida Blue, 1971-75)
	5 (Eddie Plank, 1905, 10-11, 13-14)
Season.....	2 (nine times, last: Jarrod Parker, 2012)
Single Series.....	2 (7 times, last: Jarrod Parker, 2012 ALDS)

### Most Saves

Career.....	11 (Dennis Eckersley, 1988-90, 92)
Season.....	4 (Dennis Eckersley, 1988, 1989)
Single Series.....	4 (Dennis Eckersley, 1988 ALCS)

### Lowest Earned Run Average

Career (min. 20.0 ip).....	1.13 (John Odom, 1972-74)
Season (min. 10.0 ip).....	0.71 (John Odom, 1972)
Single Series.....	0.00 (John Odom, 1972 ALCS, 14.0 ip)

### Most Games

Career.....	27 (Rollie Fingers, 1971-75)
Season.....	9 (Rollie Fingers, 1972, 1973)
Single Series.....	7 (Darrold Knowles, 1973 WS)

### Most Games Started

Career.....	14 (Dave Stewart, 1988-90, 92)
Season.....	4 (eight times, last: Dave Stewart, 1990)
Single Series.....	3 (six times, last: Ken Holtzman, 1973 WS)

### Most Complete Games

Career.....	9 (Chief Bender, 1905, 10-11, 13-14)
Season.....	3 (Jack Coombs, 1910) 3 (Chief Bender, 1911)
Single Series.....	3 (Jack Coombs, 1910 WS) 3 (Chief Bender, 1911 WS)

### Most Innings Pitched

Career.....	105.1 (Dave Stewart, 1988-90, 92)
Season.....	32.0 (Dave Stewart, 1989)
Single Series.....	27.0 (Jack Coombs, 1910 WS)
Game.....	11.0 (3 times, last: Ken Holtzman, 1973 ALCS Game 3)

### Most Hits

Career.....	76 (Dave Stewart, 1988-90, 92)
Season.....	28 (Lefty Grove, 1931)
Single Series.....	28 (Lefty Grove, 1931 WS)
Game.....	12 (Lefty Grove, 1931 WS Game 1)
Game, Fewest.....	2 (three times, last: Vida Blue, 1974 ALCS Game 3)

### Most Runs

Career.....	31 (Vida Blue, 1971-75)
Season.....	14 (Vida Blue, 1973)
Single Series.....	11 (Tim Hudson, 2002 ALDS)
Game.....	9 (Andy Coakley, 1905 WS Game 3)

### Most Earned Runs

Career.....	31 (Vida Blue, 1971-75)
Season.....	14 (Vida Blue, 1973)
Single Series.....	10 (Storm Davis, 1988 WS) 10 (Jack Coombs, 1910 WS)
Game.....	7 (Esteban Loaiza, 2006 ALCS Game 2)

### Most Walks

Career.....	30 (Dave Stewart, 1988-90, 92)
Season.....	14 (Jack Coombs, 1910)
Single Series.....	14 (Jack Coombs, 1910 WS)
Game.....	9 (Jack Coombs, 1910 WS Game 2)

### Most Strikeouts

Career.....	59 (Chief Bender, 1905, 10-11, 13-14)
Season.....	23 (Dave Stewart, 1989)
Single Series.....	20 (George Earnshaw, 1931 WS) 20 (Chief Bender, 1911 WS)
Game.....	13 (Howard Ehmke, 1929 WS Game 1)

### Most Home Runs

Career.....	13 (Jim Hunter, 1971-74)
Season.....	4 (four times, last: Dave Stewart, 1989)
Single Series.....	4 (Jim Hunter, 1971 ALCS)
Game.....	4 (Jim Hunter, 1971 ALCS Game 2)

## TEAM GAME

### Batting

At Bats.....	47 (2014 ALWC, 12 innings) 47 (1973 WS Game 2)
Runs.....	13 (1989 WS Game 3) 13 (1911 WS Game 6)
Runs, Inning.....	10 (1929 WS Game 4, 7th inn.)
Hits.....	15 (3 times, last: 1988 ALCS Game 3)
Doubles.....	7 (1911 WS Game 4)
Triples.....	3 (1973 WS Game 2)
Home Runs.....	5 (1989 WS Game 3)
Home Runs, Inning.....	2 (10 times, last: 2013 ALDS Game 3, 5th inn.)
Home Runs, Back-to-Back.....	3 times, last: Ray Durham and Scott Hatteberg, 2002 ALDS Game 3
Total Bases.....	31 (1989 WS Game 3)
Extra Base Hits.....	7 (six times, last: 2002 ALDS Game 2)
Runs Batted In.....	12 (1989 WS Game 3)
Walks.....	11 (1974 ALCS Game 4)
Strikeouts.....	16 (2013 ALDS Game 1)
Stolen Bases.....	6 (1992 ALCS Game 2) 6 (1989 ALCS Game 2)

### Pitching

Hits.....	19 (1981 ALCS Game 2)
Runs.....	13 (1981 ALCS Game 2)
Runs, Inning.....	7 (3 times, last: 2002 Game 4, 4th inn.)
Earned Runs.....	13 (1981 ALCS Game 2)
Walks.....	9 (1971 ALCS Game 3) 9 (1910 WS Game 2)
Strikeouts.....	14 (1972 WS Game 3)
Home Runs.....	4 (1971 ALCS Game 2)

## TEAM MISCELLANEOUS

Consecutive Wins.....	10 (October 7, 1989-October 10, 1990)
Consecutive Losses.....	6 (October 10, 2006-October 7, 2012)
Shutouts.....	12 times, last: 2013 ALDS Game 2 (1-0; Gray, Balfour)
Longest Nine Inning Game.....	4:13 (2001 ALCS Game 4)
Longest Extra Inning Game.....	4:45 (2014 ALWC, 12 inn.)
Fastest Game.....	1:35 (1905 WS Game 5)
Extra Inning Games.....	15 times, last: 2014 ALWC (8-9, 12 inn.)
Margin of Victory.....	11 (1911 WS Game 6, 13-2)
Margin of Defeat.....	10 (1981 ALCS Game 2, 3-13)
Largest Deficit Overcome to Win.....	8 (1929 WS Game 4)
Largest Lead Surrendered to Lose.....	5 (1992 ALCS Game 4)
Left On Base, Game.....	12 (four times, last: 2003 ALDS Game 1, 12 inn.)
Double Plays Turned, Game.....	4 (three times, last: 1975 ALCS Game 2)
Errors, Series.....	11 (1910, 1911)
Errors, Game.....	5 (1973 WS Game 2) 5 (1911 WS Game 6)

# POSTSEASON CAREER LEADERS

## INDIVIDUAL BATTING

### Batting Average (min. 50 pa)

1. Frank Baker.....	378
2. Harold Baines.....	370
3. Eddie Collins.....	347
4. Jimmie Foxx.....	344
5. Rickey Henderson.....	333
Al Simmons.....	333

### At Bats

1. Bert Campaneris.....	144
2. Sal Bando.....	142
3. Joe Rudi.....	140
4. Reggie Jackson.....	118
5. Mark McGwire.....	114

### Triples

1. Rickey Henderson.....	4
2. Eddie Collins.....	2
3. 19 tied with.....	1

### Extra Base Hits

1. Rickey Henderson.....	14
2. Reggie Jackson.....	13
Dave Henderson.....	13
4. Sal Bando.....	12
5. Al Simmons.....	11

### Slugging Pct. (min. 50 pa)

1. Al Simmons.....	.667
2. Jimmie Foxx.....	.609
3. Frank Baker.....	.573
4. Rickey Henderson.....	.568
5. Harold Baines.....	.565

### Runs

1. Rickey Henderson.....	23
2. Sal Bando.....	20
3. five players tied.....	15

### Home Runs

1. Jose Canseco.....	7
2. Al Simmons.....	6
3. Sal Bando.....	5
Reggie Jackson.....	5
5. six players tied.....	4

### Walks

1. Gene Tenace.....	29
2. Rickey Henderson.....	20
3. Jose Canseco.....	17
Mickey Cochrane.....	17
5. two players tied.....	16

### On-Base Pct. (min. 50 pa)

1. Rickey Henderson.....	.436
2. Jimmie Foxx.....	.425
3. Harold Baines.....	.408
4. Mickey Cochrane.....	.408
5. Frank Baker.....	.402

### Hits

1. Rickey Henderson.....	37
2. Joe Rudi.....	36
3. Bert Campaneris.....	35
4. Sal Bando.....	34
Carney Lansford.....	34

### Runs Batted In

1. Jose Canseco.....	18
Frank Baker.....	18
3. Al Simmons.....	17
4. three players tied.....	15

### Strikeouts

1. Gene Tenace.....	31
2. Sal Bando.....	29
3. Reggie Jackson.....	27
Dave Henderson.....	27
Mark McGwire.....	27

### Games

1. Sal Bando.....	39
2. Joe Rudi.....	38
3. Gene Tenace.....	37
4. Bert Campaneris.....	36
Dick Green.....	36

### Doubles

1. Dave Henderson.....	9
Jack Barry.....	9
3. five players tied.....	7

### Total Bases

1. Rickey Henderson.....	63
2. Sal Bando.....	57
3. Reggie Jackson.....	56
4. Joe Rudi.....	53
5. Bert Campaneris.....	50

### Stolen Bases

1. Rickey Henderson.....	22
2. Bert Campaneris.....	10
Eddie Collins.....	10
4. Willie Wilson.....	7
5. Jose Canseco.....	5

## INDIVIDUAL PITCHING

### Wins

1. Dave Stewart.....	8
2. Jim Hunter.....	7
3. Chief Bender.....	6
Ken Holtzman.....	6
5. five players tied.....	4

### ERA (min. 20 ip)

1. John Odom.....	1.13
2. Eddie Plank.....	1.32
3. George Earnshaw.....	1.58
4. Lefty Grove.....	1.75
5. Rollie Fingers.....	2.22

### Complete Games

1. Chief Bender.....	9
2. Eddie Plank.....	6
3. George Earnshaw.....	5
4. Jack Coombs.....	4
Lefty Grove.....	4

### Strikeouts

1. Chief Bender.....	59
2. George Earnshaw.....	56
3. Dave Stewart.....	55
4. Jim Hunter.....	49
5. Vida Blue.....	47

### Losses

1. Eddie Plank.....	5
Vida Blue.....	5
3. Chief Bender.....	4
Rollie Fingers.....	4
Ken Holtzman.....	4

### Games

1. Rollie Fingers.....	27
2. Dennis Eckersley.....	20
3. Rick Honeycutt.....	18
4. Vida Blue.....	17
5. Jim Hunter.....	14
Dave Stewart.....	14

### Innings Pitched

1. Dave Stewart.....	105.1
2. Jim Hunter.....	88.1
3. Chief Bender.....	85.0
4. Ken Holtzman.....	70.1
5. Vida Blue.....	64.2

### Winning Pct. (min. 3 dec)

1. Jack Coombs.....	1.000 (4-0)
2. Jim Hunter.....	.778 (7-2)
3. John Odom.....	.750 (3-1)
4. Dave Stewart.....	.727 (8-3)
5. Lefty Grove.....	.714 (5-2)

### Saves

1. Dennis Eckersley.....	11
2. Rollie Fingers.....	8
3. Jason Isringhausen.....	3
4. Vida Blue.....	2
Grant Balfour.....	2
Darold Knowles.....	2
Huston Street.....	2

### Games Started

1. Dave Stewart.....	14
2. Jim Hunter.....	12
Ken Holtzman.....	12
4. Chief Bender.....	10
Vida Blue.....	10

### Walks

1. Dave Stewart.....	30
2. Jim Hunter.....	26
3. Vida Blue.....	23
4. Chief Bender.....	21
5. Jack Coombs.....	20

# POSTSEASON SINGLE GAME BESTS

## INDIVIDUAL BATTING

### Runs

- 4 Carney Lansford, 1989 WS Game 3 at San Francisco
- 3 10 times, last: Coco Crisp, 2013 ALDS Game 4 at Det.

### Hits

- 4 Coco Crisp, 2013 ALDS Game 4 at Detroit
- 4 Milton Bradley, 2006 ALCS Game 2 vs. Detroit
- 4 Jason Giambi, 2001 ALDS Game 5 at New York
- 4 Miguel Tejada, 2001 ALDS Game 4 vs. New York
- 4 Johnny Damon, 2001 ALDS Game 1 at New York
- 4 Jerry Browne, 1992 ALCS Game 5 vs. Toronto
- 4 Dave Henderson, 1988 WS Game 4 vs. Los Angeles
- 4 Tony Armas, 1981 ALDS Game 2 at Kansas City
- 4 Sal Bando, 1975 ALCS Game 2 at Boston
- 4 Reggie Jackson, 1973 WS Game 2 vs. New York
- 4 Danny Murphy, 1911 WS Game 6 vs. New York

### Doubles

- 2 27 times, last: Coco Crisp, 2013 ALDS Game 3 at Det.

### Triples

- 1 26 times, last: Coco Crisp, 2013 ALDS Game 4 at Det.

### Home Runs

- 2 Brandon Moss, 2014 ALWC at Kansas City
- 2 Milton Bradley, 2006 ALCS Game 2 vs. Detroit
- 2 Frank Thomas, 2006 ALDS Game 1 at Minnesota
- 2 Terrence Long, 2001 ALDS Game 1 at New York
- 2 Dave Henderson, 1989 WS Game 3 at San Francisco
- 2 Rickey Henderson, 1989 ALCS Game 4 at Toronto
- 2 Sal Bando, 1973 ALCS Game 2 at Baltimore
- 2 Gene Tenace, 1972 WS Game 1 at Cincinnati
- 2 Reggie Jackson, 1971 ALCS Game 3 vs. Baltimore

## INDIVIDUAL PITCHING

### Innings Pitched

- 11.0 Ken Holtzman, 1973 ALCS Game 3 vs. Baltimore
- 11.0 Joe Bush, 1914 WS Game 3 at Boston
- 11.0 Jack Coombs, 1911 WS Game 3 at New York
- 10.0 Eddie Plank, 1913 WS Game 2 vs. New York
- 9.2 Chief Bender, 1910 WS Game 4 at Chicago

### Hits

- 12 Lefty Grove, 1931 WS Game 1 at St. Louis
- 11 Lefty Grove, 1931 WS Game 3 vs. St. Louis
- 11 Chief Bender, 1913 WS Game 1 at New York
- 10 four times, last: Bartolo Colón, 2013 ALDS Game 1 vs. Detroit

### Runs

- 9 Andy Coakley, 1905 WS Game 3 vs. New York
- 7 Esteban Loaiza, 2006 ALCS Game 2 vs. Detroit
- 7 Tim Hudson, 2002 ALDS Game 4 at Minnesota
- 6 10 times, last: Jon Lester, 2014 ALWC at Kansas City

### Runs Batted In

- 5 Brandon Moss, 2014 ALWC at Kansas City
- 4 Milton Bradley, 2006 ALCS Game 2 vs. Detroit
- 4 Marco Scutaro, 2006 ALDS Game 3 vs. Minnesota
- 4 Dave Henderson, 1989 WS Game 3 at San Francisco
- 4 Rickey Henderson, 1989 ALCS Game 4 at Toronto
- 4 Jose Canseco, 1988 WS Game 1 at Los Angeles
- 4 Al Simmons, 1929 WS Game 2 at Chicago
- 4 Wally Schang, 1913 WS Game 4 vs. New York

### Total Bases

- 10 Milton Bradley, 2006 ALCS Game 2 vs. Detroit
- 10 Dave Henderson, 1989 WS Game 3 at San Francisco
- 9 Frank Thomas, 2006 ALDS Game 1 at Minnesota
- 9 Reggie Jackson, 1971 ALCS Game 3 vs. Baltimore
- 8 six times, last: Brandon Moss, 2014 ALWC at Kansas City

### Extra Base Hits

- 3 Dave Henderson, 1989 WS Game 3 at San Francisco
- 2 46 times, last: Brandon Moss, 2014 ALWC at Kansas City

### Walks

- 3 nine times, last: Coco Crisp, 2013 ALDS Game 1 vs. Detroit

### Strikeouts

- 4 Stephen Drew, 2012 ALDS Game 5 vs. Detroit
- 4 Ben Grieve, 2000 ALDS Game 5 vs. New York
- 3 31 times, last: Coco Crisp, 2014 ALWC at Kansas City

### Stolen Bases

- 4 Rickey Henderson, 1989 ALCS Game 2 vs. Toronto
- 3 Willie Wilson, 1992 ALCS Game 2 at Toronto
- 2 13 times, last: Yoenis Céspedes, 2012 ALDS Game 2 at Detroit

### Walks

- 9 Jack Coombs, 1910 WS Game 2 vs. Chicago
- 6 Matt Keough, 1981 ALCS Game 3 vs. New York
- 6 Diego Segui, 1971 ALCS Game 3 vs. Baltimore
- 5 five times, last: Rich Harden, 2006 ALCS Game 3 at Detroit

### Strikeouts

- 13 Howard Ehmke, 1929 WS Game 1 at Chicago
- 11 John Odom, 1972 WS Game 3 vs. Cincinnati
- 11 Chief Bender, 1911 WS Game 1 at New York
- 10 George Earnshaw, 1929 WS Game 3 vs. Chicago
- 9 five times, last: Sonny Gray, 2013 ALDS Game 2 vs. Detroit

# POSTSEASON SERIES YEAR-BY-YEAR RECAP

## 1905 WORLD SERIES

The A's make their first appearance in the World Series and lose to the New York Giants, four games to one. Three of the losses come against Christy Mathewson who tosses three complete game shutouts. The A's collect just 25 hits in the series for a .161 batting average and score just three runs. Topsy Hartsel paces the A's offense with a .294 batting average and Bris Lord has the only two RBI. The A's use three pitchers in the Series and all toss complete games. Chief Bender makes two starts and has a 1.06 ERA.

The A's lose the first game in Philadelphia, 3-0, as Mathewson tosses a four-hit shutout. Chief Bender returns the favor in the second game of the series as he tosses a four-hit shutout and strikes out nine in a 3-0 A's win at New York. Lord has RBI singles in the third and eighth innings. Mathewson tosses a four-hit shutout in the Giants 9-0 win in Game 3 and Joe McGinnity blanks the A's on five hits in a 1-0 win in Game 4. Eddie Plank allows just four hits in Game 4 and the only run of the game is unearned after a Monte Cross error. Mathewson tossed a six-hit shutout in Game 5 as the Giants clinch the series with a 2-0 win.

### FINAL STATISTICS

PLAYER	AVG	G	AB	R	H	TB	2B	3B	HR	RBI	SH	SF	HP	BB	IBB	SO	SB	CS	DP	E	SLG	OBP
Bender	.000	2	5	0	0	0	0	0	0	0	1	0	0	0	-	1	0	0	0	0	.000	.000
Coakley	.000	1	2	0	0	0	0	0	0	0	0	0	1	0	-	1	0	0	0	0	.000	.333
Cross, L.	.105	5	19	0	2	2	0	0	0	0	0	0	0	1	-	1	0	0	0	1	.105	.150
Cross, M.	.176	5	17	0	3	3	0	0	0	0	0	0	0	0	-	7	0	1	0	2	.176	.176
Davis	.200	5	20	0	4	5	1	0	0	0	0	0	0	0	-	1	0	0	0	0	.250	.200
Hartsel	.294	5	17	1	5	6	1	0	0	0	1	0	0	2	-	1	2	0	0	1	.353	.368
Hoffman	.000	1	1	0	0	0	0	0	0	0	0	0	0	0	-	1	0	0	0	0	.000	.000
Lord	.100	5	20	0	2	2	0	0	0	2	0	0	0	0	-	5	0	0	0	0	.100	.100
Murphy	.188	5	16	0	3	4	1	0	0	0	1	0	0	0	-	2	0	1	1	4	.250	.188
Plank	.167	2	6	0	1	1	0	0	0	0	0	0	0	0	-	2	0	0	1	0	.167	.167
Powers	.143	3	7	0	1	2	1	0	0	0	0	0	0	0	-	0	0	0	0	0	.286	.143
Schreckengost	.222	3	9	2	2	3	1	0	0	0	0	0	0	0	-	0	0	0	0	0	.333	.222
Seybold	.125	5	16	0	2	2	0	0	0	0	0	0	0	2	-	3	0	0	0	0	.125	.222
<b>TOTALS</b>	<b>.161</b>	<b>5</b>	<b>155</b>	<b>3</b>	<b>25</b>	<b>30</b>	<b>5</b>	<b>0</b>	<b>0</b>	<b>2</b>	<b>3</b>	<b>0</b>	<b>1</b>	<b>5</b>	<b>-</b>	<b>25</b>	<b>2</b>	<b>2</b>	<b>2</b>	<b>8</b>	<b>.194</b>	<b>.193</b>

PITCHER	W	L	ERA	G	GS	CG	GF	SHO	SV	IP	H	R	ER	HR	HB	BB	IBB	SO	WP	BK	AVG
Bender	1	1	1.06	2	2	2	0	1	-	17.0	9	2	2	0	0	6	-	13	0	0	.161
Coakley	0	1	2.00	1	1	1	0	0	-	9.0	8	9	2	0	1	5	-	2	0	0	.235
Plank	0	2	1.59	2	2	2	0	0	-	17.0	14	4	3	0	1	4	-	11	1	0	.222
<b>TOTALS</b>	<b>1</b>	<b>4</b>	<b>1.47</b>	<b>5</b>	<b>5</b>	<b>5</b>	<b>0</b>	<b>1</b>	<b>-</b>	<b>43.0</b>	<b>31</b>	<b>15</b>	<b>7</b>	<b>0</b>	<b>2</b>	<b>15</b>	<b>-</b>	<b>26</b>	<b>1</b>	<b>0</b>	<b>.203</b>



**Game 1 — October 9**  
New York 3, Philadelphia 0

**Game 2 — October 10**  
Philadelphia 3, New York 0

**Game 3 — October 12**  
New York 9, Philadelphia 0

New York					Philadelphia					New York					Philadelphia				
ab	r	h	bi		ab	r	h	bi		ab	r	h	bi		ab	r	h	bi	
Bresnahan c	3	1	1	1	Hartsel lf	4	1	2	0	Bresnahan c	3	2	0	0	Browne rf	5	2	1	0
Browne rf	5	0	0	0	Lord cf	4	0	2	2	Donlin cf	3	3	1	0					
Donlin cf	5	1	2	1	Davis 1b	4	0	0	0	McGann 1b	5	1	3	4					
McGann 1b	3	0	1	0	LCross 3b	3	0	0	0	Mertes lf	3	0	1	1					
Mertes lf	4	0	1	1	Seybold rf	4	0	0	0	Dahlen ss	3	1	0	1					
Dahlen ss	4	0	0	0	Murphy 2b	4	0	1	0	Devlin 3b	4	0	1	1					
Devlin 3b	4	0	1	0	MCross ss	4	0	0	0	Gilbert 2b	4	0	0	0					
Gilbert 2b	4	1	3	0	Schreckengost c	4	2	1	0	Mathewson p	4	0	1	0					
Mathewson p	3	0	1	0	Bender p	2	0	0	0	<b>Totals</b>	<b>34</b>	<b>9</b>	<b>8</b>	<b>7</b>					
<b>Totals</b>	<b>35</b>	<b>3</b>	<b>10</b>	<b>3</b>	<b>Totals</b>	<b>33</b>	<b>3</b>	<b>6</b>	<b>2</b>										

Philadelphia					New York					Philadelphia					New York				
ab	r	h	bi		ab	r	h	bi		ab	r	h	bi		ab	r	h	bi	
Hartsel lf	4	0	1	0	Bresnahan c	4	0	1	0	Hartsel lf	4	0	0	0	Browne rf	4	0	0	0
Lord cf	4	0	0	0	Browne rf	4	0	0	0	Lord cf	4	0	0	0					
Davis 1b	4	0	1	0	Donlin cf	4	0	2	0	Davis 1b	4	0	1	0					
LCross 3b	4	0	0	0	McGann 1b	3	0	0	0	LCross 3b	4	0	1	0					
Seybold rf	3	0	0	0	Mertes lf	4	0	0	0	Seybold rf	3	0	1	0					
Murphy 2b	3	0	1	0	Dahlen ss	3	0	0	0	Murphy 2b	3	0	0	0					
MCross ss	3	0	0	0	Devlin 3b	3	0	1	0	MCross ss	3	0	1	0					
Schreckengost c	3	0	1	0	Gilbert 2b	3	0	0	0	Schreckengost c	2	0	0	0					
Plank p	3	0	0	0	McGinnity p	2	0	0	0	Powers c	1	0	0	0					
<b>Totals</b>	<b>31</b>	<b>0</b>	<b>4</b>	<b>0</b>	Strang ph	1	0	0	0	Coakley p	2	0	0	0					
					Ames p	0	0	0	0	<b>Totals</b>	<b>30</b>	<b>0</b>	<b>4</b>	<b>0</b>					

New York 000 020 001 3 10 1  
Philadelphia 000 000 000 0 4 0

Philadelphia 001 000 020 3 6 2  
New York 000 000 000 0 4 2

New York 200 050 002 9 8 1  
Philadelphia 000 000 000 0 4 4

**E** – Donlin. **DP** – New York 1. **LOB** – New York 9, Philadelphia 4. **2B** – McGann, Mertes, Davis, Murphy, Schreckengost. **S** – Mathewson. **SB** – Bresnahan (1), Donlin (1), Devlin (1), Gilbert (1). **CS** – Gilbert.

**E** – Murphy, Bresnahan, McGann, MCross. **LOB** – Philadelphia 5, New York 7. **2B** – Hartsel, Bresnahan, Donlin. **S** – Bender. **SB** – Dahlen (1), Devlin (2). **CS** – Donlin, Dahlen.

**E** – Devlin, Murphy 3, Hartsel. **DP** – New York 1, Philadelphia 2. **LOB** – New York 4, Philadelphia 5. **2B** – McGann. **SB** – Browne (2), Donlin (2), Dahlen (2), Devlin (3), Hartsel (1). **CS** – McGann, Mertes, Murphy.

New York	ip	h	r	er	bb	so
Mathewson (W)	9.0	4	0	0	0	6
Philadelphia	ip	h	r	er	bb	so
Plank (L)	9.0	10	3	3	2	5

Philadelphia	ip	h	r	er	bb	so
Bender (W)	9.0	4	0	0	3	9
New York	ip	h	r	er	bb	so
McGinnity (L)	8.0	5	3	0	0	2
Ames	1.0	1	0	0	1	1

New York	ip	h	r	er	bb	so
Mathewson (W)	9.0	4	0	0	1	8
Philadelphia	ip	h	r	er	bb	so
Coakley (L)	9.0	8	9	2	5	2

**WP** – Mathewson. **HBP** – by Plank (Bresnahan).  
**T** – 1:46. **A** – 17,955  
**Umpires** – Sheridan, O'Day.

**T** – 1:55. **A** – 24,992  
**Umpires** – O'Day, Sheridan.

**HBP** – by Coakley (Bresnahan), by Mathewson (Coakley).  
**T** – 1:55. **A** – 10,991  
**Umpires** – Sheridan, O'Day.

**Game 4 — October 13**  
**New York 1, Philadelphia 0**

Philadelphia	ab	r	h	bi
Hartsel lf	1	0	0	0
Lord cf	4	0	0	0
Davis 1b	4	0	1	0
LCross 3b	4	0	1	0
Seybold rf	3	0	0	0
Murphy 2b	3	0	1	0
MCross ss	4	0	1	0
Powers c	3	0	0	0
Hoffman ph	1	0	0	0
Plank p	3	0	1	0
<b>Totals</b>	<b>30</b>	<b>0</b>	<b>5</b>	<b>0</b>

New York	ab	r	h	bi
Bresnahan c	2	0	1	0
Browne rf	4	0	2	0
Donlin cf	3	0	0	0
McGann 1b	3	0	0	0
Mertes lf	4	1	0	0
Dahlen ss	3	0	0	0
Devlin 3b	3	0	1	0
Gilbert 2b	3	0	0	1
McGinnity p	3	0	0	0
<b>Totals</b>	<b>28</b>	<b>1</b>	<b>4</b>	<b>1</b>

Philadelphia	000	000	000	0	5	2
New York	000	100	00x	1	4	0

E — MCross, LCross. **LOB** — Philadelphia 8, New York 7. **2B** — Devlin. **S** — Hartsel, Murphy, Donlin, McGann. **SB** — Hartsel (2).

Philadelphia	ip	h	r	er	bb	so
Plank (L)	8.0	4	1	0	2	6
New York	ip	h	r	er	bb	so
McGinnity (W)	9.0	5	0	0	3	4

**WP** — Plank.  
**T** — 1:55. **A** — 13,598  
**Umpires** — O'Day, Sheridan.

**Game 5 — October 14**  
**New York 2, Philadelphia 0**

Philadelphia	ab	r	h	bi
Hartsel lf	4	0	2	0
Lord cf	4	0	0	0
Davis 1b	4	0	1	0
LCross 3b	4	0	0	0
Seybold rf	3	0	1	0
Murphy 2b	3	0	0	0
MCross ss	3	0	1	0
Powers c	3	0	1	0
Bender p	3	0	0	0
<b>Totals</b>	<b>31</b>	<b>0</b>	<b>6</b>	<b>0</b>

New York	ab	r	h	bi
Bresnahan c	4	0	2	0
Browne rf	4	0	1	1
Donlin cf	4	0	0	0
McGann 1b	3	0	0	0
Mertes lf	2	1	1	0
Dahlen ss	2	0	0	0
Devlin 3b	2	0	0	0
Gilbert 2b	3	0	1	1
Mathewson p	1	1	0	0
<b>Totals</b>	<b>25</b>	<b>2</b>	<b>5</b>	<b>2</b>

Philadelphia	000	000	000	0	6	0
New York	000	010	01x	2	5	1

E — Mathewson. **DP** — New York 1. **LOB** — Philadelphia 4, New York 4. **2B** — Powers, Bresnahan. **S** — Devlin, Mathewson. **CS** — MCross, Mertes.

Philadelphia	ip	h	r	er	bb	so
Bender (L)	8.0	5	2	2	3	4
New York	ip	h	r	er	bb	so
Mathewson (W)	9.0	6	0	0	0	4

**T** — 1:35. **A** — 24,187  
**Umpires** — Sheridan, O'Day.

# 1910 WORLD SERIES

The A's win their first World Series and use just two pitchers to defeat the Chicago Cubs, four games to one. Jack Coombs wins three of the games and posts a 3.33 ERA while Chief Bender is 1-1 with a 1.93 ERA. Eddie Collins paces the A's offense with a .429 batting average and four doubles and Frank Baker hits .409. Danny Murphy connects for the only home run of the series and leads the A's with nine RBI. The A's hit .316 and score 35 runs in the five games while the two pitchers combine for a 2.76 ERA and allow 15 runs.

The A's win the first two games in Philadelphia as Bender tosses a three-hitter in Game 1 and strikes out eight in a 4-1 win while Baker has three hits and two RBI. Coombs allows eight hits and nine walks in Game 2 but the Cubs strand 14 in a 9-3 A's win. Eddie Collins has three of the A's 14 hits and all nine Athletics collect at least one hit. The series moves to Chicago for Game 3 and Coombs comes back on one day of rest and defeats the Cubs, 12-5, collecting three hits and three RBI. Harry Davis and Jack Berry add three hits each and Barry and Murphy have three RBI. Bender suffers the A's only loss in Game 4 when the Cubs win 4-3 in 10 innings. The A's have a 3-2 lead entering the ninth but the Cubs score once in the ninth and once in the 10th for the win. The A's wrap up the series with a 7-2 win in Game 5 as Coombs picks up his third win of the series. Collins has three hits and the A's score five times in the eighth to break open a 2-1 game.

## FINAL STATISTICS

PLAYER	AVG	G	AB	R	H	TB	2B	3B	HR	RBI	SH	SF	HP	BB	IBB	SO	SB	CS	DP	E	SLG	OBP
Baker	.409	5	22	6	9	12	3	0	0	4	0	0	0	2	-	1	0	3	0	3	.545	.458
Barry	.235	5	17	3	4	6	2	0	0	3	2	0	1	1	-	3	0	0	1	0	.353	.316
Bender	.333	2	6	1	2	2	0	0	0	1	0	0	0	1	-	1	0	0	0	0	.333	.429
Collins	.429	5	21	5	9	13	4	0	0	3	1	0	0	2	-	0	4	2	0	1	.619	.478
Coombs	.385	3	13	0	5	6	1	0	0	3	0	0	0	0	-	3	0	0	1	2	.462	.385
Davis	.353	5	17	5	6	9	3	0	0	2	2	0	1	3	-	4	0	0	0	3	.529	.476
Hartsel	.200	1	5	2	1	1	0	0	0	0	0	0	0	0	-	1	2	0	0	0	.200	.200
Lapp	.250	1	4	0	1	1	0	0	0	1	0	0	0	0	-	2	0	0	0	0	.250	.250
Lord	.182	5	22	3	4	6	2	0	0	1	1	0	0	1	-	3	0	1	0	0	.273	.217
Murphy	.350	5	20	6	7	13	3	0	1	9	1	0	0	1	-	0	1	0	0	0	.650	.381
Strunk	.278	4	18	2	5	8	1	1	0	2	0	0	0	2	-	5	0	1	0	1	.444	.350
Thomas	.250	4	12	2	3	3	0	0	0	1	0	0	0	4	-	1	0	0	1	1	.250	.438
<b>Totals</b>	<b>.316</b>	<b>5</b>	<b>177</b>	<b>35</b>	<b>56</b>	<b>80</b>	<b>19</b>	<b>1</b>	<b>1</b>	<b>30</b>	<b>7</b>	<b>0</b>	<b>2</b>	<b>17</b>	<b>-</b>	<b>24</b>	<b>7</b>	<b>7</b>	<b>3</b>	<b>11</b>	<b>.452</b>	<b>.383</b>
PITCHER	W	L	ERA	G	GS	CG	GF	SHO	SV	IP	H	R	ER	HR	HB	BB	IBB	SO	WP	BK	AVG	
Bender	1	1	1.93	2	2	2	0	0	-	18.2	12	5	4	0	0	4	-	14	0	0	.194	
Coombs	3	0	3.33	3	3	3	0	0	-	27.0	23	10	10	0	0	18	-	31	1	0	.240	
<b>Totals</b>	<b>4</b>	<b>1</b>	<b>2.76</b>	<b>5</b>	<b>5</b>	<b>5</b>	<b>0</b>	<b>0</b>	<b>-</b>	<b>45.2</b>	<b>35</b>	<b>15</b>	<b>14</b>	<b>0</b>	<b>0</b>	<b>18</b>	<b>-</b>	<b>31</b>	<b>1</b>	<b>0</b>	<b>.222</b>	

**Game 1 — October 17**  
Philadelphia 4, Chicago 1

Chicago	ab	r	h	bi
Sheckard lf	4	0	0	0
Schulte rf	2	0	1	0
Hofman cf	4	0	0	0
Chance 1b	3	0	0	0
Zimmerman 2b	3	0	0	0
Steinfeldt 3b	3	0	0	0
Tinker ss	3	1	1	0
Kling c	3	0	1	1
Kane pr	0	0	0	0
Overall p	1	0	0	0
McIntire p	1	0	0	0
Beaumont ph	1	0	0	0
<b>Totals</b>	<b>28</b>	<b>1</b>	<b>3</b>	<b>1</b>

Philadelphia	ab	r	h	bi
Strunk cf	3	0	0	0
Lord lf	4	1	1	0
Collins 2b	2	1	1	0
Baker 3b	4	1	3	2
Davis 1b	3	0	0	0
Murphy rf	3	1	1	1
Barry ss	3	0	0	0
Thomas c	1	0	0	0
Bender p	3	0	1	1
<b>Totals</b>	<b>26</b>	<b>4</b>	<b>7</b>	<b>4</b>

Chicago	000	000	001	1	3	1
Philadelphia	021	000	01x	4	7	2

E — Strunk, Thomas, McIntire. **LOB** — Chicago 2, Philadelphia 4. **2B** — Lord, Baker 2. **S** — Collins, Davis. **SB** — Murphy (1). **CS** — Schulte 2, Strunk, Collins, Baker.

Chicago	ip	h	r	er	bb	so
Overall (L)	3.0	6	3	3	1	1
McIntire	5.0	1	1	0	3	3
Philadelphia	ip	h	r	er	bb	so
Bender (W)	9.0	3	1	0	2	8

T — 1:54. A — 26,891

**Umpires** — Connolly, O'Day, Rigler, Sheridan.

**Game 2 — October 18**  
Philadelphia 9, Chicago 3

Chicago	ab	r	h	bi
Sheckard lf	1	1	1	0
Schulte rf	3	1	0	0
Hofman cf	2	1	1	0
Chance 1b	5	0	2	1
Zimmerman 2b	3	0	1	2
Steinfeldt 3b	5	0	1	0
Tinker ss	4	0	2	0
Kling c	4	0	0	0
Brown p	3	0	0	0
Beaumont ph	1	0	0	0
Richie p	0	0	0	0
<b>Totals</b>	<b>31</b>	<b>3</b>	<b>8</b>	<b>3</b>

Philadelphia	ab	r	h	bi
Strunk cf	5	1	2	1
Lord lf	5	1	1	0
Collins 2b	4	2	3	1
Baker 3b	4	1	1	0
Davis 1b	5	1	2	2
Murphy rf	4	1	1	2
Barry ss	3	0	1	0
Thomas c	3	2	2	1
Coombs p	4	0	1	0
<b>Totals</b>	<b>37</b>	<b>9</b>	<b>14</b>	<b>7</b>

Chicago	100	000	101	3	8	3
Philadelphia	002	010	60x	9	14	4

E — Coombs 2, Steinfeldt 2, Sheckard, Davis 2. **DP** — Chicago 1, Philadelphia 3. **LOB** — Chicago 14, Philadelphia 9. **2B** — Sheckard, Zimmerman, Steinfeldt, Tinker, Strunk, Collins 2, Davis, Murphy. **S** — Sheckard, Schulte 2, Barry. **SF** — Zimmerman. **SB** — Collins 2 (2). **CS** — Tinker, Lord.

Chicago	ip	h	r	er	bb	so
Brown (L)	7.0	13	9	6	4	6
Richie	1.0	1	0	0	0	0
Philadelphia	ip	h	r	er	bb	so
Coombs (W)	9.0	8	3	3	9	5

T — 2:25. A — 24,597

**Umpires** — Rigler, Sheridan, O'Day, Connolly.

**Game 3 — October 20**  
Philadelphia 12, Chicago 5

Philadelphia	ab	r	h	bi
Strunk cf	5	1	1	0
Lord lf	4	0	1	0
Collins 2b	5	1	1	0
Baker 3b	5	2	2	2
Davis 1b	3	3	3	0
Murphy rf	5	2	1	3
Barry ss	5	3	3	3
Thomas c	4	0	0	0
Coombs p	5	0	3	3
<b>Totals</b>	<b>41</b>	<b>12</b>	<b>15</b>	<b>11</b>

Chicago	ab	r	h	bi
Sheckard lf	1	2	0	0
Schulte rf	4	0	2	2
Hofman cf	3	1	1	1
Chance 1b	1	0	0	0
Archer 1b	3	0	0	0
Zimmerman 2b	4	0	0	0
Steinfeldt 3b	4	0	0	0
Tinker ss	4	1	3	0
Kling c	4	0	0	0
Reulbach p	0	0	0	0
Beaumont ph	0	1	0	0
McIntire p	0	0	0	0
Pfister p	2	0	0	0
Needham ph	1	0	0	0
<b>Totals</b>	<b>31</b>	<b>5</b>	<b>6</b>	<b>3</b>

Philadelphia	125	000	400	12	15	1
Chicago	120	000	020	5	6	5

E — Baker, Schulte, Hofman, Tinker 2, Steinfeldt. **DP** — Philadelphia 2, Chicago 1. **LOB** — Philadelphia 7, Chicago 4. **2B** — Davis, Barry 2, Coombs, Schulte 2, Tinker. **HR** — Murphy (1). **S** — Lord. **SF** — Hofman. **SB** — Tinker (1). **CS** — Collins, Baker.

Philadelphia	ip	h	r	er	bb	so
Coombs (W)	9.0	6	5	5	4	8
Chicago	ip	h	r	er	bb	so
Reulbach	2.0	3	3	3	2	0
McIntire (L)	0.1	3	4	4	0	0
Pfister	6.2	9	5	0	1	1

**WP** — Coombs. **HBP** — by McIntire (Davis).

T — 2:07. A — 26,210

**Umpires** — O'Day, Sheridan, Rigler, Connolly.

Game 4— October 22  
Chicago 4, Philadelphia 3 (10)

Game 5 — October 23  
Philadelphia 7, Chicago 2

Philadelphia	ab	r	h	bi	Philadelphia	ab	r	h	bi
Strunk cf	5	0	2	1	Hartsel lf	5	2	1	0
Lord lf	5	0	0	0	Lord cf	4	1	1	1
Collins 2b	5	1	1	0	Collins 2b	5	0	3	2
Baker 3b	4	1	3	0	Baker 3b	5	1	0	0
Davis 1b	3	0	1	0	Davis 1b	3	1	0	0
Murphy rf	4	0	2	2	Murphy rf	4	2	2	1
Barry ss	4	0	0	0	Barry ss	2	0	0	0
Thomas c	4	0	1	0	Lapp c	4	0	1	1
Bender p	3	1	1	0	Coombs p	4	0	1	0
<b>Totals</b>	<b>37</b>	<b>3</b>	<b>11</b>	<b>3</b>	<b>Totals</b>	<b>36</b>	<b>7</b>	<b>9</b>	<b>5</b>

Chicago	ab	r	h	bi	Chicago	ab	r	h	bi
Sheckard lf	4	1	1	1	Sheckard lf	4	1	2	0
Schulte rf	4	2	2	0	Schulte rf	4	0	1	0
Hofman cf	3	0	2	1	Hofman cf	3	0	0	0
Chance 1b	4	0	2	2	Chance 1b	4	1	2	1
Zimmerman 2b	4	0	1	0	Zimmerman 2b	3	0	2	0
Steinfeldt 3b	4	0	0	0	Steinfeldt 3b	4	0	1	1
Tinker ss	3	0	0	0	Tinker ss	4	0	0	0
Archer c	4	1	1	0	Archer c	4	0	1	0
Cole p	2	0	0	0	Brown p	3	0	0	0
Kling ph	1	0	0	0	Kling ph	1	0	0	0
Kane pr	0	0	0	0	<b>Totals</b>	<b>34</b>	<b>2</b>	<b>9</b>	<b>2</b>
Brown p	1	0	0	0	Philadelphia	100	010	050	7 9 1
<b>Totals</b>	<b>34</b>	<b>4</b>	<b>9</b>	<b>4</b>	Chicago	010	000	010	2 9 2

Philadelphia 001 200 000 0 311 3  
Chicago 100 100 001 1 4 9 1

E – Baker, Collins, Brown, Davis. DP – Philadelphia 2, Chicago 1. LOB – Philadelphia 10, Chicago 4. 2B – Baker, Davis, Murphy, Schulte, Archer. 3B – Strunk, Chance. S – Davis, Murphy, Hofman. SB – Sheckard (1). CS – Baker, Schulte, Zimmerman, Tinker.

Philadelphia	ip	h	r	er	bb	so
Bender (L)	9.2	9	4	4	2	6
Chicago	ip	h	r	er	bb	so
Cole	8.0	10	3	3	3	5
Brown (W)	2.0	1	0	0	0	1

HBP – by Cole (Barry).

T – 2:14. A – 19,150

Umpires – Connolly, Rigler, Sheridan, O'Day.

E – Baker, Zimmerman, Steinfeldt. LOB – Philadelphia 6, Chicago 7. 2B – Lord, Collins 2, Murphy, Sheckard, Chance. S – Barry, Zimmerman. SB – Hartsel 2 (2), Collins 2 (4), Zimmerman (1). CS – Schulte (2).

Philadelphia	ip	h	r	er	bb	so
Coombs (W)	9.0	9	2	2	1	4
Chicago	ip	h	r	er	bb	so
Brown (L)	9.0	9	7	4	3	7

WP – Brown.

T – 2:06. A – 27,374

Umpires – O'Day, Sheridan, Rigler, Connolly.

# 1911 WORLD SERIES

The A's win their second consecutive World Championship as they defeat the New York Giants, four games to two. The A's pitching staff, which consists of Chief Bender, Jack Coombs and Eddie Plank, allows just 13 runs in the series for a 1.29 ERA. Bender goes 2-1 with a 1.04 ERA, Coombs is 1-0 with a 1.35 ERA and Plank is 1-1 with a 1.86 ERA. Frank "Home Run" Baker earns his nickname as he paces the A's offense with a .375 batting average, two home runs and five RBI. Jack Barry hits .368 and the A's offense hits .244 with 27 runs scored in the six games.

The A's lose Game 1 at New York by a 2-1 score as Bender strikes out 11 in eight innings in a complete game effort but loses to Christy Mathewson who tosses a six-hitter. The A's then win each of the next three games, beginning with a 3-1 win at Philadelphia in Game 2. Plank tosses a five-hitter and Baker breaks a 1-1 tie with a two-run home run in the sixth inning. Game 3 lasts 11 innings at New York and the A's are 3-2 winners. Trailing 1-0 entering the ninth inning, Baker homers to tie the game and the A's score two in the 11th for the win. Coombs goes the distance, allowing just three hits in 11 innings. The series is delayed for seven days because of rain but it resumes with a 4-2 A's win in Philadelphia in Game 4. Bender tosses a seven-hitter, Barry has three hits and Eddie Collins, Danny Murphy and Baker have two hits each. The A's lead 3-0 after six innings in Game 5 but the Giants score once in the bottom of the seventh, twice in the ninth and once in the 10th for the win. The A's then wrap up the series with a 13-2 win at Philadelphia, scoring seven times in the seventh inning. Murphy has four hits, Bris Lord adds three and Bender tosses a four-hitter.

## FINAL STATISTICS

PLAYER	AVG	G	AB	R	H	TB	2B	3B	HR	RBI	SH	SF	HP	BB	IBB	SO	SB	CS	DP	E	SLG	OBP
Baker	.375	6	24	7	9	17	2	0	2	5	0	0	0	1	-	5	0	1	0	2	.708	.400
Barry	.368	6	19	2	7	11	4	0	0	2	2	1	0	0	-	2	2	1	0	3	.579	.350
Bender	.091	3	11	0	1	1	0	0	0	0	0	0	0	0	-	1	0	0	0	0	.091	.091
Collins	.286	6	21	4	6	7	1	0	0	1	2	0	0	2	-	3	2	0	0	4	.333	.348
Coombs	.250	2	8	1	2	2	0	0	0	0	0	0	0	0	-	0	0	0	0	0	.250	.250
Davis	.208	6	24	3	5	6	1	0	0	5	0	0	0	0	-	3	0	1	0	0	.250	.208
Lapp	.250	2	8	1	2	2	0	0	0	0	0	0	0	0	-	1	0	0	0	0	.250	.250
Lord	.185	6	27	2	5	7	2	0	0	1	0	0	0	0	-	5	0	0	0	0	.259	.185
McInnis	-	1	0	0	0	0	0	0	0	0	0	0	0	0	-	0	0	0	0	0	-	-
Murphy	.304	6	23	4	7	10	3	0	0	3	1	0	0	0	-	3	0	2	0	1	.435	.304
Oldring	.200	6	25	2	5	10	2	0	1	3	2	0	0	0	-	4	0	0	0	1	.400	.200
Plank	.000	2	3	0	0	0	0	0	0	0	0	0	0	0	-	2	0	0	0	0	.000	.000
Strunk	-	1	0	0	0	0	0	0	0	0	0	0	0	0	-	0	0	0	0	0	-	-
Thomas	.083	4	12	1	1	1	0	0	0	1	0	1	0	1	-	2	0	1	0	0	.083	.143
<b>Totals</b>	<b>.244</b>	<b>6</b>	<b>205</b>	<b>27</b>	<b>50</b>	<b>74</b>	<b>15</b>	<b>0</b>	<b>3</b>	<b>21</b>	<b>7</b>	<b>2</b>	<b>0</b>	<b>4</b>	<b>-</b>	<b>31</b>	<b>4</b>	<b>6</b>	<b>0</b>	<b>11</b>	<b>.361</b>	<b>.256</b>

PITCHER	W	L	ERA	G	GS	CG	GF	SHO	SV	IP	H	R	ER	HR	HB	BB	IBB	SO	WP	BK	AVG
Bender	2	1	1.04	3	3	3	0	0	-	26.0	16	6	3	0	1	8	-	20	1	0	.172
Coombs	1	0	1.35	2	2	1	0	0	-	20.0	11	5	3	0	1	6	-	16	0	0	.175
Plank	1	1	1.86	2	1	1	1	0	-	9.2	6	2	2	0	1	0	-	8	0	0	.182
<b>Totals</b>	<b>4</b>	<b>2</b>	<b>1.29</b>	<b>6</b>	<b>6</b>	<b>5</b>	<b>1</b>	<b>0</b>	<b>-</b>	<b>55.2</b>	<b>33</b>	<b>13</b>	<b>8</b>	<b>0</b>	<b>3</b>	<b>14</b>	<b>-</b>	<b>44</b>	<b>1</b>	<b>0</b>	<b>.175</b>

**Game 1 – October 14**  
**New York 2, Philadelphia 1**

**Game 2 – October 16**  
**Philadelphia 3, New York 1**

**Game 3 – October 17**  
**Philadelphia 3, New York 2 (11)**

Philadelphia	ab	r	h	bi
Lord lf	4	0	0	0
Oldring cf	4	0	2	0
Collins 2b	3	0	0	0
Baker 3b	4	1	2	0
Murphy rf	3	0	0	0
Davis 1b	4	0	1	1
Barry ss	3	0	0	0
Thomas c	3	0	0	0
Bender p	3	0	1	0
<b>Totals</b>	<b>31</b>	<b>1</b>	<b>6</b>	<b>1</b>

New York	ab	r	h	bi
Devore lf	4	0	0	0
Doyle 2b	4	0	0	0
Snodgrass cf	3	0	2	0
Murray rf	4	0	0	0
Merkle 1b	3	0	1	0
Herzog 3b	3	1	1	0
Fletcher ss	3	0	0	0
Meyers c	3	0	1	1
Marquard p	2	0	0	0
Crandall ph-p	1	0	0	0
<b>Totals</b>	<b>30</b>	<b>1</b>	<b>5</b>	<b>1</b>

Philadelphia	ab	r	h	bi
Lord lf	5	0	0	0
Oldring cf	5	0	0	0
Collins 2b	5	1	2	0
Baker 3b	5	2	2	1
Murphy rf	5	0	0	1
Davis 1b	5	0	2	1
Barry ss	3	0	2	0
Lapp c	4	0	1	0
Coombs p	4	0	0	0
<b>Totals</b>	<b>41</b>	<b>3</b>	<b>9</b>	<b>3</b>

New York	ab	r	h	bi
Devore lf	3	0	1	1
Doyle 2b	3	0	1	0
Snodgrass cf	2	1	0	0
Murray rf	3	0	0	0
Merkle 1b	4	0	1	0
Herzog 3b	3	0	0	0
Fletcher ss	4	0	0	0
Meyers c	3	1	1	0
Mathewson p	3	0	1	0
<b>Totals</b>	<b>28</b>	<b>2</b>	<b>5</b>	<b>1</b>

Philadelphia	ab	r	h	bi
Lord lf	4	1	1	0
Oldring cf	3	0	0	0
Collins 2b	3	1	2	0
Baker 3b	3	1	1	2
Murphy rf	3	0	0	0
Davis 1b	3	0	0	0
Barry ss	3	0	0	0
Thomas c	3	0	0	0
Plank p	3	0	0	0
<b>Totals</b>	<b>28</b>	<b>3</b>	<b>4</b>	<b>2</b>

New York	ab	r	h	bi
Devore lf	4	0	0	1
Doyle 2b	4	0	0	0
Snodgrass cf	3	0	0	0
Murray rf	2	0	0	0
Merkle 1b	3	0	0	0
Herzog 3b	3	1	1	0
Fletcher ss	4	0	0	0
Meyers c	4	1	1	0
Mathewson p	3	0	1	0
Becker ph	1	0	0	0
<b>Totals</b>	<b>31</b>	<b>2</b>	<b>3</b>	<b>1</b>

Philadelphia	010	000	000	1	6	2
New York	000	100	10x	2	5	0

New York	010	000	000	1	5	3
Philadelphia	100	002	00x	3	4	0

Philadelphia	000	000	001	02	3	9	2
New York	001	000	000	01	2	3	5

**E** – Baker, Collins. **LOB** – Philadelphia 5, New York 8. **2B** – Oldring 2, Devore, Meyers. **S** – Murphy, Murray. **SB** – Doyle (1). **CS** – Baker, Snodgrass 2.

**E** – Devore, Merkle, Murray. **LOB** – New York 3, Philadelphia 2. **2B** – Herzog, Collins. **HR** – Baker (1). **S** – Oldring.

**E** – Fletcher 2, Herzog 3, Collins 2. **DP** – New York 1. **LOB** – Philadelphia 6, New York 1. **2B** – Barry, Herzog. **HR** – Baker (2). **S** – Barry, Murray. **SB** – Collins (1), Barry (1). **CS** – Davis, Devore, Murray, Merkle, Herzog, Becker.

Philadelphia	ip	h	r	er	bb	so
Bender (L)	8.0	5	2	1	4	11
<b>New York</b>	<b>ip</b>	<b>h</b>	<b>r</b>	<b>er</b>	<b>bb</b>	<b>so</b>
Mathewson (W)	9.0	6	1	1	1	5

New York	ip	h	r	er	bb	so
Marquard (L)	7.0	4	3	2	0	4
Crandall	1.0	0	0	0	0	2
<b>Philadelphia</b>	<b>ip</b>	<b>h</b>	<b>r</b>	<b>er</b>	<b>bb</b>	<b>so</b>
Plank (W)	9.0	5	1	1	0	8

Philadelphia	ip	h	r	er	bb	so
Coombs (W)	11.0	3	2	1	4	7
<b>New York</b>	<b>ip</b>	<b>h</b>	<b>r</b>	<b>er</b>	<b>bb</b>	<b>so</b>
Mathewson (L)	11.0	9	3	1	0	3

**PB** – Meyers. **HBP** – by Bender (Snodgrass). **T** – 2:12. **A** – 38,281  
**Umpires** – Klem, Dinneen, Brennan, Connolly.

**WP** – Marquard. **HBP** – by Plank (Snodgrass). **T** – 1:52. **A** – 26,286  
**Umpires** – Connolly, Brennan, Klem, Dinneen.

**T** – 2:25. **A** – 37,216  
**Umpires** – Brennan, Connolly, Klem, Dinneen.

**Game 4 – October 24**  
Philadelphia 4, New York 2

New York	ab	r	h	bi
Devore lf	4	1	2	0
Doyle 2b	3	1	1	1
Snodgrass cf	3	0	0	1
Murray rf	4	0	0	0
Merkle 1b	4	0	1	0
Herzog 3b	4	0	0	0
Fletcher ss	4	0	2	0
Meyers c	4	0	1	0
Mathewson p	1	0	0	0
Becker ph	1	0	0	0
Wiltse p	0	0	0	0
<b>Totals</b>	<b>32</b>	<b>2</b>	<b>7</b>	<b>2</b>

Philadelphia	ab	r	h	bi
Lord lf	4	0	1	0
Oldring cf	3	0	0	0
Collins 2b	3	1	2	0
Baker 3b	3	1	2	1
Murphy rf	4	1	2	1
Davis 1b	4	1	1	1
Barry ss	4	0	3	0
Thomas c	3	0	0	1
Bender p	4	0	0	0
<b>Totals</b>	<b>32</b>	<b>4</b>	<b>11</b>	<b>4</b>

New York	200	000	000	2	7	3
Philadelphia	000	310	00x	4	11	1

E – Fletcher, Baker, Murray, Mathewson.  
**DP** – Philadelphia 1. **LOB** – New York 6, Philadelphia 8. **2B** – Merkle, Meyers, Baker 2, Murphy 2, Davis, Barry 2. **3B** – Doyle. **S** – Oldring, Collins. **SF** – Snodgrass, Thomas. **CS** – Murphy.

New York	ip	h	r	er	bb	so
Mathewson (L)	7.0	10	4	4	1	5
Wiltse	1.0	1	0	0	0	1
Philadelphia	ip	h	r	er	bb	so
Bender (W)	9.0	7	2	2	2	4

T – 1:49. A – 24,355

**Umpires** – Dinneen, Klem, Connolly, Brennan.

**Game 5 – October 25**  
New York 4, Philadelphia 3 (10)

New York	ab	r	h	bi
Lord lf	5	0	0	0
Oldring cf	5	1	2	3
Collins 2b	3	0	0	0
Baker 3b	4	0	0	0
Murphy rf	4	0	1	0
Davis 1b	4	0	0	0
Barry ss	4	0	1	0
Lapp c	4	1	1	0
Coombs p	4	1	2	0
Strunk pr	0	0	0	0
Plank p	0	0	0	0
<b>Totals</b>	<b>37</b>	<b>3</b>	<b>7</b>	<b>3</b>

New York	ab	r	h	bi
Devore lf	5	0	1	1
Doyle 2b	5	1	4	0
Snodgrass cf	4	0	0	0
Murray rf	5	0	0	0
Merkle 1b	2	1	0	1
Herzog 3b	4	0	1	0
Fletcher ss	4	1	1	0
Meyers c	3	0	1	1
Marquard p	0	0	0	0
Becker ph	1	0	0	0
Ames p	1	0	0	0
Crandall ph-p	1	1	1	1
<b>Totals</b>	<b>35</b>	<b>4</b>	<b>9</b>	<b>4</b>

New York	003	000	000	0	3	7	1
Philadelphia	000	000	102	1	4	9	2

E – Fletcher, Doyle, Collins. **DP** – Philadelphia 1, New York 1. **LOB** – Philadelphia 5, New York 6. **2B** – Doyle 2, Fletcher, Crandall. **HR** – Oldring (1). **S** – Snodgrass. **SF** – Merkle, Meyers. **SB** – Collins (2), Barry (2), Doyle (2), Herzog (1). **CS** – Murphy, Barry, Devore, Meyers.

Philadelphia	ip	h	r	er	bb	so
Coombs	9.0	8	3	2	2	9
Plank (L)	0.2	1	1	1	0	0
New York	ip	h	r	er	bb	so
Marquard	3.0	3	3	0	1	2
Ames	4.0	2	0	0	0	2
Crandall (W)	3.0	2	0	0	0	0

**WP** – Crandall. **HBP** – by Coombs (Merkle).  
T – 2:33. A – 33,228  
**Umpires** – Klem, Dinneen, Connolly, Brennan.

**Game 6 – October 26**  
Philadelphia 13, New York 2

New York	ab	r	h	bi
Devore lf	4	0	0	0
Doyle 2b	4	1	1	0
Snodgrass cf	4	0	0	0
Murray rf	3	0	0	0
Merkle 1b	4	0	0	0
Herzog 3b	4	1	1	0
Fletcher ss	4	0	0	1
Meyers c	3	0	1	0
Wilson c	1	0	0	0
Ames p	1	0	1	0
Crandall ph	0	0	0	0
Wiltse p	1	0	0	0
Marquard p	0	0	0	0
<b>Totals</b>	<b>33</b>	<b>2</b>	<b>4</b>	<b>1</b>

Philadelphia	ab	r	h	bi
Lord lf	5	1	3	1
Oldring cf	5	1	1	0
Collins 2b	4	1	0	1
Baker 3b	5	2	2	1
Murphy rf	4	3	4	1
Davis 1b	4	2	1	2
McInnis 1b	0	0	0	0
Barry ss	2	2	1	2
Thomas c	3	1	1	0
Bender p	4	0	0	0
<b>Totals</b>	<b>36</b>	<b>13</b>	<b>13</b>	<b>8</b>

New York	100	000	001	2	4	3
Philadelphia	001	401	70x	13	13	5

E – Barry 3, Merkle, Murray, Oldring, Ames, Murphy. **LOB** – New York 6, Philadelphia 3. **2B** – Doyle, Lord 2, Murphy, Barry. **S** – Collins, Barry. **SF** – Barry. **SB** – Herzog (2). **CS** – Devore, Thomas.

New York	ip	h	r	er	bb	so
Ames (L)	4.0	4	5	2	1	4
Wiltse	2.1	7	8	7	0	1
Marquard	1.2	2	0	0	0	2
Philadelphia	ip	h	r	er	bb	so
Bender (W)	9.0	4	2	0	2	5

**WP** – Bender, Marquard.  
T – 2:12. A – 20,485  
**Umpires** – Connolly, Brennan, Klem, Dinneen.



# 1913 WORLD SERIES

The A's win their third World Championship over a four-year span as they defeat the New York Giants, four games to one. The A's use just three pitchers in the series with all going the distance, including Chief Bender, who wins Games 1 and 4, and Eddie Plank, who posts a 1-1 record and a 0.95 ERA. Frank Baker paces the A's offense with a .450 batting average and matches Wally Schang for the team-lead with seven RBI. Eddie Collins hits .421 and steals three bases.

Bender allows 11 hits in Game 1 at New York, but the A's defeat the Giants, 6-4. Collins goes 3 for 3 and scores three runs and Baker is 3 for 4 with three RBI, including a two-run home run. The A's lone loss comes in a Game 2 at Philadelphia, a 3-0 decision in 10 innings. Plank tosses nine shut-out innings before allowing three runs in the top of the 10th, while Christy Mathewson blanks the A's on eight hits. The series returns to Philadelphia for Game 3 and the A's score five times in the first two innings en route to an 8-2 win. Collins has his second three-hit game of the series and drives in three runs and Joe Bush tosses a five hitter. The A's take a 6-0 lead into the seventh inning of Game 4 at Philadelphia and hold on to win 6-5. Jack Barry has three hits and Schang goes 2 for 2 with four RBI. The A's then clinch the series at New York with a 3-1 win in Game 5 as Plank tosses a two-hitter, allowing just one unearned run in the fifth inning. The A's score early again as Baker has a sacrifice fly in the first inning and a RBI single in the A's two-run third.

## FINAL STATISTICS

PLAYER	AVG	G	AB	R	H	TB	2B	3B	HR	RBI	SH	SF	HP	BB	IBB	SO	SB	CS	DP	E	SLG	OBP
Baker	.450	5	20	2	9	12	0	0	1	7	0	1	0	0	-	2	1	1	0	1	.600	.429
Barry	.300	5	20	3	6	9	3	0	0	1	0	0	0	0	-	0	0	0	0	1	.450	.300
Bender	.000	2	8	0	0	0	0	0	0	1	0	0	0	0	-	1	0	0	0	0	.000	.000
Bush	.250	1	4	0	1	1	0	0	0	0	0	0	0	0	-	1	0	0	0	0	.250	.250
Collins	.421	5	19	5	8	12	0	2	0	3	2	0	0	1	-	2	3	0	0	1	.632	.450
Lapp	.250	1	4	0	1	1	0	0	0	0	0	0	0	0	-	1	0	0	0	0	.250	.250
McInnis	.118	5	17	1	2	3	1	0	0	2	2	1	0	0	-	2	0	0	0	0	.176	.111
Murphy	.227	5	22	2	5	5	0	0	0	0	0	0	0	2	-	0	0	1	0	0	.227	.292
Oldring	.273	5	22	5	6	8	0	1	0	0	0	0	0	0	-	1	1	0	0	0	.364	.273
Plank	.143	2	7	0	1	1	0	0	0	0	0	0	0	0	-	0	0	0	0	1	.143	.143
Schang	.357	4	14	2	5	10	0	1	1	7	0	0	0	2	-	4	0	0	0	1	.714	.438
Strunk	.118	5	17	3	2	2	0	0	0	0	1	0	0	2	-	2	0	0	0	0	.118	.211
<b>Totals</b>	<b>.264</b>	<b>5</b>	<b>174</b>	<b>23</b>	<b>46</b>	<b>64</b>	<b>4</b>	<b>4</b>	<b>2</b>	<b>21</b>	<b>5</b>	<b>2</b>	<b>0</b>	<b>7</b>	<b>-</b>	<b>16</b>	<b>5</b>	<b>2</b>	<b>0</b>	<b>5</b>	<b>.368</b>	<b>.290</b>

PITCHER	W	L	ERA	G	GS	CG	GF	SHO	SV	IP	H	R	ER	HR	HB	BB	IBB	SO	WP	BK	AVG
Bender	2	0	4.00	2	2	2	0	0	-	18.0	19	9	8	1	1	1	-	9	0	0	.271
Bush	1	0	1.00	1	1	1	0	0	-	9.0	5	2	1	0	1	4	-	3	0	0	.172
Plank	1	1	0.95	2	2	2	0	0	-	19.0	9	4	2	0	1	3	-	7	0	0	.138
<b>Totals</b>	<b>4</b>	<b>1</b>	<b>2.15</b>	<b>5</b>	<b>5</b>	<b>5</b>	<b>0</b>	<b>0</b>	<b>-</b>	<b>46.0</b>	<b>33</b>	<b>15</b>	<b>11</b>	<b>1</b>	<b>3</b>	<b>8</b>	<b>-</b>	<b>19</b>	<b>0</b>	<b>0</b>	<b>.201</b>

**Game 1 – October 7**  
**Philadelphia 6, New York 4**

Philadelphia	ab	r	h	bi
Murphy rf	4	0	1	0
Oldring lf	4	0	1	0
Collins 2b	3	3	3	0
Baker 3b	4	1	3	3
McInnis 1b	3	0	1	1
Strunk cf	4	1	0	0
Barry ss	4	1	1	0
Schang c	4	0	1	2
Bender p	4	0	0	0
<b>Totals</b>	<b>34</b>	<b>6</b>	<b>11</b>	<b>6</b>

New York	ab	r	h	bi
Shafer cf	5	0	1	0
Doyle 2b	4	1	2	2
Fletcher ss	4	0	2	1
Burns lf	4	0	1	1
Herzog 3b	4	0	0	0
Murray rf	4	0	2	0
Meyers c	4	0	0	0
Merkle 1b	4	2	2	0
Marquard p	0	0	0	0
McCormick	1	1	1	0
Crandall p	1	0	0	0
Tesreau p	0	0	0	0
McLean ph	1	0	0	0
<b>Totals</b>	<b>36</b>	<b>4</b>	<b>11</b>	<b>4</b>

Philadelphia	000	320	010	6	11	1
New York	001	030	000	4	11	0

**E** – Barry. **DP** – Philadelphia 1. **LOB** – Philadelphia 4, New York 6. **2B** – McInnis, Barry, Burns. **3B** – Collins. **HR** – Baker (1). **S** – McInnis, Marquard. **SB** – Collins (1). **CS** – Murphy, Baker, Fletcher.

Philadelphia	ip	h	r	er	bb	so
Bender (W)	9.0	11	4	3	0	4
<b>New York</b>	<b>ip</b>	<b>h</b>	<b>r</b>	<b>er</b>	<b>bb</b>	<b>so</b>
Marquard (L)	5.0	8	5	5	1	1
Crandall	2.0	3	1	1	0	1
Tesreau	2.0	0	0	0	1	1

Crandall pitched to three batters in the 8th T – 2:06. A – 36,291  
**Umpires** – Klem, Egan, Rigler, Connolly.

**Game 2 – October 8**  
**New York 3, Philadelphia 0 (10)**

New York	ab	r	h	bi
Herzog 3b	5	1	0	0
Doyle 2b	4	0	0	0
Fletcher ss	5	0	2	2
Burns lf	4	0	0	0
Shafer cf	5	0	0	0
Murray rf	4	0	0	0
McLean c	4	0	2	0
Grant pr	0	1	0	0
Wilson c	0	0	0	0
Snodgrass 1b	1	0	1	0
Wiltse pr-1b	2	0	0	0
Mathewson p	3	1	2	1
<b>Totals</b>	<b>37</b>	<b>3</b>	<b>7</b>	<b>3</b>

Philadelphia	ab	r	h	bi
Murphy rf	5	0	0	0
Oldring lf	5	0	1	0
Collins 2b	4	0	1	0
Baker 3b	5	0	2	0
McInnis 1b	4	0	0	0
Strunk cf	3	0	1	0
Barry ss	4	0	1	0
Lapp c	4	0	1	0
Plank p	4	0	1	0
<b>Totals</b>	<b>38</b>	<b>0</b>	<b>8</b>	<b>0</b>

New York	000	000	000	3	3	7	2
Philadelphia	000	000	000	0	0	8	2

**E** – Baker, Doyle 2, Collins. **LOB** – New York 8, Philadelphia 10. **S** – Collins, Wiltse. **CS** – Shafer.

New York	ip	h	r	er	bb	so
Mathewson (W)	10.0	8	0	0	1	5
<b>Philadelphia</b>	<b>ip</b>	<b>h</b>	<b>r</b>	<b>er</b>	<b>bb</b>	<b>so</b>
Plank (L)	10.0	7	3	2	2	6

**HBP** – by Plank (Doyle).  
T – 2:22. A – 20,563  
**Umpires** – Connolly, Rigler, Klem, Egan.

**Game 3 – October 9**  
**Philadelphia 8, New York 2**

Philadelphia	ab	r	h	bi
Murphy rf	5	1	2	0
Oldring lf	5	3	2	0
Collins 2b	5	2	3	3
Baker 3b	4	1	2	2
McInnis 1b	4	0	0	0
Strunk cf	4	0	0	0
Barry ss	4	0	1	0
Schang c	4	1	1	1
Bush p	4	0	1	0
<b>Totals</b>	<b>39</b>	<b>8</b>	<b>12</b>	<b>6</b>

New York	ab	r	h	bi
Herzog 3b	4	0	0	0
Doyle 2b	4	0	1	0
Fletcher ss	2	0	1	0
Burns lf	4	0	0	0
Shafer cf	3	1	1	0
Murray rf	3	1	1	1
McLean c	2	0	1	1
Cooper pr	0	0	0	0
Wilson c	2	0	0	0
Merkle 1b	2	0	0	0
Wiltse pr-1b	0	0	0	0
Tesreau p	2	0	0	0
Crandall p	1	0	0	0
<b>Totals</b>	<b>29</b>	<b>2</b>	<b>5</b>	<b>2</b>

Philadelphia	320	000	210	8	12	1
New York	000	010	100	2	5	1

**E** – Schang, Fletcher. **DP** – Philadelphia 3, New York 1. **LOB** – Philadelphia 4, New York 5. **2B** – Shafer. **3B** – Collins. **HR** – Schang (1). **SB** – Oldring (1), Collins (2), Baker (1), Fletcher (1), Murray (1), Cooper (1). **CS** – Murray.

Philadelphia	ip	h	r	er	bb	so
Bush (W)	9.0	5	2	1	4	3
<b>New York</b>	<b>ip</b>	<b>h</b>	<b>r</b>	<b>er</b>	<b>bb</b>	<b>so</b>
Tesreau (L)	6.1	11	7	6	0	3
Crandall	2.2	1	1	1	0	1

**HBP** – by Bush (Fletcher).  
T – 2:11. A – 36,896  
**Umpires** – Rigler, Connolly, Klem, Egan.

**Game 4 – October 10**  
Philadelphia 6, New York 5

**Game 5 – October 11**  
Philadelphia 3, New York 1

New York					Philadelphia						
ab	r	h	bi	ab	r	h	bi				
Snodgrass cf	2	0	0	0	Murphy rf	3	1	2	0		
Herzog 3b	2	0	1	0	Oldring lf	4	2	0	0		
Doyle 2b	4	0	0	0	Collins 2b	3	0	1	0		
Fletcher ss	4	1	0	0	Baker 3b	3	0	2	2		
Burns lf	4	2	2	1	McInnis 1b	2	0	0	1		
Shafer 3b-cf	4	0	1	1	Strunk cf	4	0	0	0		
Murray rf	2	1	1	0	Barry ss	4	0	0	0		
McLean c	2	0	2	0	Schang c	4	0	1	0		
Cooper pr	0	0	0	0	Plank p	3	0	0	0		
Wilson c	1	0	0	0	<b>Totals</b>	<b>30</b>	<b>3</b>	<b>6</b>	<b>3</b>		
Crandall ph	1	0	0	0							
Merkle 1b	4	1	1	3	New York						
Demaree p	1	0	0	0	ab	r	h	bi			
McCormick ph	1	0	0	0	Herzog 3b	4	0	0	0		
Marquard p	1	0	0	0	Doyle 2b	4	0	0	0		
Grant ph	1	0	0	0	Fletcher ss	3	0	0	0		
<b>Totals</b>	<b>34</b>	<b>5</b>	<b>8</b>	<b>5</b>	Burns lf	3	0	0	0		
					Shafer cf	2	1	0	0		
					Murray rf	3	0	0	0		
					McLean c	3	0	1	1		
					Merkle 1b	3	0	0	0		
					Mathewson p	2	0	1	0		
					Crandall ph	1	0	0	0		
					<b>Totals</b>	<b>28</b>	<b>1</b>	<b>2</b>	<b>1</b>		
					Philadelphia	102	000	000	3	6	1
					New York	000	010	000	1	2	2

New York	000	000	320	5	8	2
Philadelphia	010	320	00x	6	9	0

E – Merkle 2. **LOB** – New York 4, Philadelphia 7. **2B** – Burns, Barry 2. **3B** – Shafer, Oldring. **HR** – Merkle (1). **SB** – Burns (1), Murray (2), Collins (3). **CS** – Cooper. **SH** – Strunk.

New York	ip	h	r	er	bb	so
Demaree (L)	4.0	7	4	2	1	0
Marquard	4.0	2	2	2	2	2
Philadelphia	ip	h	r	er	bb	so
Bender (W)	9.0	8	5	5	1	5

**HBP** – by Bender (Murray). **PB** – McLean.  
T – 2:09. A – 20,568  
**Umpires** – Egan, Clem, Connolly, Rigler.

Philadelphia 102 000 000 3 6 1  
New York 000 010 000 1 2 2  
E – Plank, Doyle, Burns. **DP** – Philadelphia  
2. **LOB** – Philadelphia 5, New York 1. **SH** –  
Collins, McInnis. **SF** – Baker, McInnis.

Philadelphia	ip	h	r	er	bb	so
Plank (W)	9.0	2	1	0	1	1
New York	ip	h	r	er	bb	so
Mathewson (L)	9.0	6	3	2	1	2

T – 1:39. A – 36,632  
**Umpires** – Klem, Egan, Rigler, Connolly.

# 1914 WORLD SERIES

The A's return to the World Series for the fourth time in five years but are swept in four games by the Boston Braves. The pitching staff posts a 3.41 ERA in the series, including 1.00 by Eddie Plank. The offense is held to a .172 batting average and scores just six runs in the four games. Frank Baker leads the A's with four hits in the series.

The A's drop a 7-1 decision in Game 1 at Philadelphia as Dick Rudolph limits the A's to an unearned run in the second inning. Chief Bender takes the loss, allowing six runs in 5.1 innings. Bill James shuts out the A's 1-0 in Game 2, yielding just two hits. The game is scoreless over the first eight innings before Plank allows a Les Mann RBI single with two outs in the top of the ninth. The series moves to Boston for Game 3, a 5-4 A's loss in 12 innings. The score is tied at 2-2 when Frank Baker delivers a two-run single in the top of the 10th inning. Joe Bush, who goes the distance for the A's, then allows two runs in the bottom of the 10th. Bush takes the loss when his own throwing error on a Herbie Moran sacrifice bunt attempt in the 12th allows the winning run to score. The A's then drop a 3-1 decision in Game 4 as Rudolph again holds the A's to just one run. Starting pitcher Bob Shawkey allows three runs in 5.0 innings for the loss.

## FINAL STATISTICS

PLAYER	AVG	G	AB	R	H	TB	2B	3B	HR	RBI	SH	SF	HP	BB	IBB	SO	SB	CS	DP	E	SLG	OBP
Baker	.250	4	16	0	4	6	2	0	0	2	0	0	0	1	-	3	0	0	1	0	.375	.294
Barry	.071	4	14	1	1	1	0	0	0	0	0	0	0	1	-	3	1	0	0	1	.071	.133
Bender	.000	1	2	0	0	0	0	0	0	0	0	0	0	0	-	0	0	0	0	0	.000	.000
Bush	.000	1	5	0	0	0	0	0	0	0	0	0	0	0	-	2	0	0	0	1	.000	.000
Collins	.214	4	14	0	3	3	0	0	0	1	0	1	0	2	-	1	1	0	0	0	.214	.294
Lapp	.000	1	1	0	0	0	0	0	0	0	0	0	0	0	-	0	0	0	0	0	.000	.000
McInnis	.143	4	14	2	2	3	1	0	0	0	0	0	0	3	-	3	0	0	0	0	.214	.294
Murphy	.188	4	16	2	3	5	2	0	0	0	0	0	0	2	-	2	0	1	1	0	.313	.278
Oldring	.067	4	15	0	1	1	0	0	0	0	2	0	0	0	-	5	0	1	0	0	.067	.067
Pennock	.000	1	1	0	0	0	0	0	0	0	0	0	0	0	-	0	0	0	0	0	.000	.000
Plank	.000	1	2	0	0	0	0	0	0	0	0	0	0	0	-	1	0	0	0	0	.000	.000
Schang	.167	4	12	1	2	3	1	0	0	0	0	0	0	1	-	4	0	1	0	1	.250	.231
Shawkey	.500	1	2	0	1	2	1	0	0	1	0	0	0	0	-	1	0	0	0	0	1.000	.500
Strunk	.286	2	7	0	2	2	0	0	0	0	0	0	0	0	-	2	0	0	0	0	.286	.286
Walsh	.333	3	6	0	2	3	1	0	0	1	0	0	0	3	-	1	0	0	0	0	.500	.556
Wyckoff	1.000	1	1	0	1	2	1	0	0	0	0	0	0	0	-	0	0	0	0	0	2.000	1.000
<b>Totals</b>	<b>.172</b>	<b>4</b>	<b>128</b>	<b>6</b>	<b>22</b>	<b>31</b>	<b>9</b>	<b>0</b>	<b>0</b>	<b>5</b>	<b>2</b>	<b>1</b>	<b>0</b>	<b>13</b>	<b>-</b>	<b>28</b>	<b>2</b>	<b>3</b>	<b>2</b>	<b>3</b>	<b>.242</b>	<b>.246</b>

PITCHER	W	L	ERA	G	GS	CG	GF	SHO	SV	IP	H	R	ER	HR	HB	BB	IBB	SO	WP	BK	AVG
Bender	0	1	10.13	1	1	0	0	0	-	5.1	8	6	6	0	0	2	-	3	0	0	.381
Bush	0	1	3.27	1	1	0	0	0	-	11.0	9	5	4	1	0	4	-	4	0	0	.225
Pennock	0	0	0.00	1	0	0	1	0	-	3.0	2	0	0	0	0	2	-	3	0	0	.200
Plank	0	1	1.00	1	1	1	0	0	-	9.0	7	1	1	0	1	4	-	6	0	0	.212
Shawkey	0	1	3.60	1	1	0	0	0	-	5.0	4	3	2	0	0	2	-	0	0	0	.222
Wyckoff	0	0	2.45	1	0	0	1	0	-	3.2	3	1	1	0	0	1	-	2	0	0	.231
<b>Totals</b>	<b>0</b>	<b>4</b>	<b>3.41</b>	<b>4</b>	<b>4</b>	<b>2</b>	<b>2</b>	<b>0</b>	<b>-</b>	<b>37.0</b>	<b>33</b>	<b>16</b>	<b>14</b>	<b>1</b>	<b>1</b>	<b>15</b>	<b>-</b>	<b>18</b>	<b>0</b>	<b>0</b>	<b>.244</b>

**Game 1 – October 9**  
Boston 7, Philadelphia 1

**Game 2 – October 10**  
Boston 1, Philadelphia 0

**Game 3 – October 12**  
Boston 5, Philadelphia 4 (12)

Boston					Boston					Philadelphia				
ab	r	h	bi		ab	r	h	bi		ab	r	h	bi	
Moran rf	5	0	0	0	Mann rf	5	0	2	1	Murphy rf	5	2	2	0
Evers 2b	4	1	1	0	Evers 2b	4	0	2	0	Oldring lf	5	0	0	0
Connolly lf	3	1	1	0	Cather lf	5	0	0	0	Collins 2b	4	0	1	1
Whitted cf	3	2	1	2	Whitted cf	3	0	0	0	Baker 3b	5	0	2	2
Schmidt 1b	4	1	2	1	Schmidt 1b	4	0	1	0	McInnis 1b	5	1	1	0
Gowdy c	3	2	3	1	Gowdy c	2	0	0	0	Walsh cf	4	0	1	1
Maranville ss	4	0	2	2	Maranville ss	2	0	1	0	Barry ss	5	0	0	0
Deal 3b	4	0	0	0	Deal 3b	4	1	1	0	Schang c	4	1	1	0
Rudolph p	4	0	1	0	James p	4	0	0	0	Bush p	5	0	0	0
<b>Totals</b>	<b>34</b>	<b>7</b>	<b>11</b>	<b>6</b>	<b>Totals</b>	<b>33</b>	<b>1</b>	<b>7</b>	<b>1</b>	<b>Totals</b>	<b>42</b>	<b>4</b>	<b>8</b>	<b>4</b>

Philadelphia					Philadelphia					Boston				
ab	r	h	bi		ab	r	h	bi		ab	r	h	bi	
Murphy rf	4	0	1	0	Murphy rf	3	0	0	0	Moran rf	4	1	0	0
Oldring lf	3	0	0	0	Oldring lf	3	0	0	0	Evers 2b	5	0	3	0
Collins 2b	3	0	0	0	Collins 2b	3	0	1	0	Connolly lf	4	0	0	1
Baker 3b	4	0	1	0	Baker 3b	3	0	0	0	Whitted cf	5	0	0	0
McInnis 1b	2	1	0	0	McInnis 1b	3	0	0	0	Schmidt 1b	5	1	1	0
Strunk cf	4	0	2	0	Strunk cf	3	0	0	0	Deal 3b	5	0	1	0
Barry ss	4	0	0	0	Barry ss	2	0	0	0	Maranville ss	4	1	1	1
Schang c	2	0	0	0	Schang c	3	0	1	0	Gowdy c	4	1	3	2
Lapp c	1	0	0	0	Plank p	2	0	0	0	Mann pr	0	1	0	0
Bender p	2	0	0	0	Walsh ph	0	0	0	0	Tyler p	3	0	0	0
Wyckoff p	1	0	1	0	<b>Totals</b>	<b>25</b>	<b>0</b>	<b>2</b>	<b>0</b>	Devore ph	1	0	0	0
<b>Totals</b>	<b>30</b>	<b>1</b>	<b>5</b>	<b>0</b>	<b>Totals</b>	<b>25</b>	<b>0</b>	<b>2</b>	<b>0</b>	James p	0	0	0	0

Boston	020	013	010	7	11	2
Philadelphia	010	000	000	1	5	0

Boston	000	000	001	1	7	1
Philadelphia	000	000	000	0	2	1

Boston	100	100	000	200	4	8	2
Philadelphia	010	100	000	201	5	9	1

E – Evers, Moran. DP – Boston 1, Philadelphia 4. LOB – Boston 3, Philadelphia 6. 2B – Gowdy, Baker, Wyckoff. 3B – Whitted, Gowdy. SB – Moran (1), Schmidt (1), Gowdy (1). SH – Oldring.

E – Maranville, Barry. DP – Boston 1. LOB – Boston 11, Philadelphia 1. 2B – Deal, Schang. S – Maranville. SB – Deal 2 (2), Barry (1). CS – Evers, Murphy, Schang.

Philadelphia 100 100 000 200 4 8 2  
Boston 010 100 000 201 5 9 1  
no outs when winning run scored.

Boston	ip	h	r	er	bb	so
Rudolph (W)	9.0	5	1	0	3	8
Philadelphia	ip	h	r	er	bb	so
Bender (L)	5.1	8	6	6	2	3
Wyckoff	3.2	3	1	1	1	2

Boston	ip	h	r	er	bb	so
James (W)	9.0	2	0	0	3	8
Philadelphia	ip	h	r	er	bb	so
Plank (L)	9.0	7	1	1	4	6

E – Bush, Schang, Connolly. DP – Boston 1. LOB – Philadelphia 10, Boston 8. 2B – Murphy 2, Baker, McInnis, Deal, Gowdy 2. HR – Gowdy (1). SH – Oldring, Moran. SF – Collins, Connolly. SB – Collins (1), Evers (1), Maranville 2 (2). CS – Maranville.

T – 1:58. A – 20,562  
Umpires – Dinneen, Klem, Byron, Hildebrand.

HBP – by Plank (Maranville). PB – Schang.  
T – 1:56. A – 20,562  
Umpires – Hildebrand, Byron, Klem, Dinneen.

Philadelphia	ip	h	r	er	bb	so
Bush (L)	11.0	9	5	4	4	4
Boston	ip	h	r	er	bb	so
Tyler	10.0	8	4	4	3	4
James (W)	2.0	0	0	0	3	1

Bush pitcher to three batters in the 12th  
T – 3:06. A – 35,520  
Umpires – Klem, Dinneen, Byron, Hildebrand.

Game 4 – October 13  
 Boston 3, Philadelphia 1

Philadelphia	ab	r	h	bi
Murphy rf	4	0	0	0
Oldring lf	4	0	1	0
Collins 2b	4	0	1	0
Baker 3b	4	0	1	0
McInnis 1b	4	0	1	0
Walsh cf	2	0	1	0
Barry ss	3	1	1	0
Schang c	3	0	0	0
Shawkey p	2	0	1	1
Pennock p	1	0	0	0
<b>Totals</b>	<b>31</b>	<b>1</b>	<b>7</b>	<b>1</b>

Boston	ab	r	h	bi
Moran rf	4	1	1	0
Evers 2b	3	1	1	2
Connolly lf	2	0	0	0
Mann ph-1f	2	0	0	0
Whitted cf	3	0	2	0
Schmidt 1b	4	0	1	1
Gowdy c	2	0	0	0
Maranville ss	3	0	0	0
Deal 3b	3	0	0	0
Rudolph p	2	1	1	0
<b>Totals</b>	<b>28</b>	<b>3</b>	<b>6</b>	<b>3</b>

Philadelphia	000	010	000	1	7	0
Boston	000	120	00x	3	6	0

LOB – Philadelphia 4, Boston 5. **2B** – Walsh, Shawkey, Moran. **SB** – Whitted (1). **CS** – Oldring, Schmidt.

Philadelphia	ip	h	r	er	bb	so
Shawkey (L)	5.0	4	3	3	2	0
Pennock	3.0	2	0	0	2	3
Boston	ip	h	r	er	bb	so
Rudolph (W)	9.0	7	1	1	1	7

**WP** – Rudolph. **PB** – Schang.

**T** – 1:49. **A** – 34,362

**Umpires** – Byron, Hildebrand, Klem, Dineen

# 1929 WORLD SERIES

The A's return to the World Series for the first time in 15 years and win their fourth World Championship, besting the Chicago Cubs four games to one. The pitching staff posts a 2.40 ERA, including 1.42 by Howard Ehmke. The offense hits .281 and scores 26 runs in the five-game series. Jimmy Dykes hits .421 and Mickey Cochrane adds a .400 batting average. Jimmie Foxx, Mule Haas and Al Simmons all hit two home runs each.

Ehmke strikes out 13 and tosses an eight-hitter in the opener as the A's win 3-1 at Chicago. Foxx breaks a scoreless tie with a solo home run in the seventh inning and the A's have a 3-0 lead before Ehmke allows an unearned run in the bottom of the ninth. In Game 2, Simmons drives in four runs and Foxx is 3 for 5 with three RBI and his second home run in a 9-3 victory. The series moves to Philadelphia for Game 3 when the A's lose their only game of the series, 3-1. George Earnshaw goes the distance and strikes out 10, after tossing 4.2 innings two days earlier. The A's fall behind 8-0 in Game 4 before scoring 10 times in the bottom of the seventh inning to win, 10-8. Haas and Simmons both homer in the inning and Haas and Jimmy Dykes drive in three runs each as the A's send 15 batters to the plate. Philadelphia then clinches the series with a 3-2 win in Game 5. Ehmke allows two runs in 3.2 innings before Rube Walberg comes on to pitch 5.1 innings of scoreless relief. The A's trail 2-0 entering the bottom of the ninth before Haas hits a two-run home run to tie the game. Bing Miller then has a walk-off double to drive in Simmons and win the series.

## FINAL STATISTICS

PLAYER	AVG	G	AB	R	H	TB	2B	3B	HR	RBI	SH	SF	HP	BB	IBB	SO	SB	CS	DP	E	SLG	OBP
Bishop	.190	5	21	2	4	4	0	0	0	1	0	0	0	2	-	3	0	0	0	0	.190	.261
Boley	.235	5	17	1	4	4	0	0	0	1	3	0	0	0	-	3	0	0	1	0	.235	.235
Burns	.000	1	2	0	0	0	0	0	0	0	0	0	0	0	-	1	0	0	0	0	.000	.000
Cochrane	.400	5	15	5	6	7	1	0	0	0	0	0	0	7	-	0	0	0	1	0	.467	.591
Dykes	.421	5	19	2	8	9	1	0	0	4	0	0	0	1	-	1	0	0	0	2	.474	.450
Earnshaw	.000	2	5	1	0	0	0	0	0	0	1	0	0	0	-	4	0	0	0	0	.000	.000
Ehmke	.200	2	5	0	1	1	0	0	0	0	0	0	0	0	-	0	0	0	0	0	.200	.200
Foxx	.350	5	20	5	7	14	1	0	2	5	0	0	0	1	-	1	0	0	2	0	.700	.381
French	.000	1	1	0	0	0	0	0	0	0	0	0	0	0	-	1	0	0	0	0	.000	.000
Grove	.000	2	2	0	0	0	0	0	0	0	0	0	0	0	-	1	0	0	0	0	.000	.000
Haas	.238	5	21	3	5	11	0	0	2	6	1	0	0	1	-	3	0	0	0	0	.524	.273
Miller	.368	5	19	1	7	8	1	0	0	4	1	0	1	0	-	2	0	2	0	1	.421	.400
Quinn	.000	1	2	0	0	0	0	0	0	0	0	0	0	0	-	2	0	0	0	0	.000	.000
Simmons	.300	5	20	6	6	13	1	0	2	5	0	1	0	1	-	4	0	0	0	0	.650	.318
Summa	.000	1	1	0	0	0	0	0	0	0	0	0	0	0	-	1	0	0	0	0	.000	.000
Walberg	.000	2	1	0	0	0	0	0	0	0	0	0	0	0	-	0	0	0	0	0	1.000	.000
<b>Totals</b>	<b>.281</b>	<b>5</b>	<b>171</b>	<b>26</b>	<b>48</b>	<b>71</b>	<b>5</b>	<b>0</b>	<b>6</b>	<b>26</b>	<b>6</b>	<b>1</b>	<b>1</b>	<b>13</b>	<b>-</b>	<b>27</b>	<b>0</b>	<b>2</b>	<b>4</b>	<b>4</b>	<b>.415</b>	<b>.333</b>

PITCHER	W	L	ERA	G	GS	CG	GF	SHO	SV	IP	H	R	ER	HR	HB	BB	IBB	SO	WP	BK	AVG
Earnshaw	1	1	2.63	2	2	1	0	0	-	13.2	14	6	4	0	0	6	-	17	0	0	.250
Ehmke	1	0	1.42	2	2	1	0	0	-	12.2	14	3	2	0	0	3	-	13	0	0	.286
Grove	0	0	0.00	2	0	0	2	0	-	6.1	3	0	0	0	0	1	-	10	0	0	.143
Quinn	0	0	9.00	1	1	0	0	0	-	5.0	7	6	5	1	0	2	-	2	0	0	.318
Rommel	1	0	9.00	1	0	0	0	0	-	1.0	2	1	1	0	0	1	-	0	0	0	.500
Walberg	1	0	0.00	2	0	0	1	0	-	6.1	3	1	0	0	0	0	-	8	0	0	.143
<b>Totals</b>	<b>4</b>	<b>1</b>	<b>2.40</b>	<b>5</b>	<b>5</b>	<b>2</b>	<b>3</b>	<b>0</b>	<b>-</b>	<b>45.0</b>	<b>43</b>	<b>17</b>	<b>12</b>	<b>1</b>	<b>0</b>	<b>13</b>	<b>-</b>	<b>50</b>	<b>0</b>	<b>0</b>	<b>.249</b>

**Game 1 – October 8**  
Philadelphia 3, Chicago 1

Philadelphia	ab	r	h	bi
Bishop 2b	4	0	0	0
Haas cf	3	0	0	0
Cochrane c	3	1	1	0
Simmons lf	4	1	0	0
Foxx 1b	4	1	2	1
Miller rf	4	0	1	2
Dykes 3b	4	0	1	0
Boley ss	4	0	0	0
Ehmke p	4	0	1	0
<b>Totals</b>	<b>34</b>	<b>3</b>	<b>6</b>	<b>3</b>

Chicago	ab	r	h	bi
McMillan 3b	4	0	1	0
English ss	4	0	2	0
Hornsby 2b	4	0	0	0
Wilson cf	4	0	0	0
Cuyler rf	4	1	1	0
Stephenson lf	4	0	2	1
Grimm 1b	2	0	2	0
Taylor c	2	0	0	0
Heathcote ph	1	0	0	0
Gonzalez c	0	0	0	0
Blair ph	1	0	0	0
Root p	2	0	0	0
Hartnett ph	1	0	0	0
Bush p	0	0	0	0
Tolson ph	1	0	0	0
<b>Totals</b>	<b>34</b>	<b>1</b>	<b>8</b>	<b>1</b>

Philadelphia	000	000	102	3	6	1
Chicago	000	000	001	1	8	2

E – Dykes, English 2. DP – Chicago 1. LOB – Philadelphia 6, Chicago 8. 2B – English. HR – Foxx (1). CS – Grimm. SH – Grimm.

Philadelphia	ip	h	r	er	bb	so
Ehmke (W)	9.0	8	1	0	1	13
<b>Chicago</b>	<b>ip</b>	<b>h</b>	<b>r</b>	<b>er</b>	<b>bb</b>	<b>so</b>
Root (L)	7.0	3	1	1	2	5
Bush	2	3	2	0	0	0

T – 2:03. A – 50,740

Umpires – Klem, Dinneen, Moran, Van Grafan.

**Game 2 – October 9**  
Philadelphia 9, Chicago 3

Philadelphia	ab	r	h	bi
Bishop 2b	4	0	0	0
Haas cf	5	1	1	1
Cochrane c	2	2	1	0
Simmons lf	4	2	2	4
Foxx 1b	5	2	3	3
Miller rf	4	0	1	0
Dykes 3b	4	1	3	1
Boley ss	3	0	1	0
Earnshaw p	3	1	0	0
Grove p	2	0	0	0
<b>Totals</b>	<b>36</b>	<b>9</b>	<b>12</b>	<b>9</b>

Chicago	ab	r	h	bi
McMillan 3b	4	0	0	0
English ss	5	0	1	0
Hornsby 2b	4	1	1	0
Wilson cf	3	1	3	0
Cuyler rf	4	0	0	0
Stephenson lf	5	1	1	1
Grimm 1b	4	0	2	1
Taylor c	4	0	2	1
Malone p	1	0	0	0
Blake p	1	0	1	0
Heathcote ph	0	0	0	0
Hartnett ph	1	0	0	0
Carlson p	0	0	0	0
Gonzalez ph	1	0	0	0
Nehf p	0	0	0	0
<b>Totals</b>	<b>37</b>	<b>3</b>	<b>11</b>	<b>3</b>

Philadelphia	003	300	120	9	12	0
Chicago	000	030	000	3	11	1

E – English. DP – Philadelphia 1, Chicago 1. LOB – Philadelphia 9, Chicago 12. 2B – Foxx, English. HR – Simmons (1), Foxx (2). SH – Miller, Boley 2.

Philadelphia	ip	h	r	er	bb	so
Earnshaw (W)	4.2	8	3	3	4	7
Grove	4.1	3	0	0	1	6
<b>Chicago</b>	<b>ip</b>	<b>h</b>	<b>r</b>	<b>er</b>	<b>bb</b>	<b>so</b>
Malone (L)	3.2	5	6	3	5	5
Blake	1.1	2	0	0	0	1
Carlson	3	5	3	3	1	2
Nehf	1.0	0	0	0	0	0

T – 2:29. A – 49,987

Umpires – Dinneen, Moran, Van Grafan, Klem.

**Game 3 – October 11**  
Chicago 3, Philadelphia 1

Chicago	ab	r	h	bi
McMillan 3b	4	0	0	0
English ss	4	1	0	0
Hornsby 2b	4	1	2	1
Wilson cf	3	0	2	0
Cuyler rf	4	0	1	2
Stephenson lf	4	0	1	0
Grimm 1b	4	0	0	0
Taylor c	4	0	0	0
Bush p	3	1	0	0
<b>Totals</b>	<b>34</b>	<b>3</b>	<b>6</b>	<b>3</b>

Philadelphia	ab	r	h	bi
Bishop 2b	4	0	1	0
Haas cf	5	0	2	0
Cochrane c	3	1	2	0
Simmons lf	3	0	0	0
Foxx 1b	4	0	0	0
Miller rf	4	0	1	1
Dykes 3b	4	0	1	0
Boley ss	4	0	2	0
Earnshaw p	2	0	0	0
Summa ph	1	0	0	0
<b>Totals</b>	<b>34</b>	<b>1</b>	<b>9</b>	<b>1</b>

Chicago	000	003	000	3	6	1
Philadelphia	000	010	000	1	9	1

E – English, Dykes. LOB – Chicago 6, Philadelphia 10. 2B – Hornsby, Stephenson. 3B – Wilson. CS – Miller. SH – Earnshaw. SF – Simmons.

Chicago	ip	h	r	er	bb	so
Bush (W)	9.0	9	1	1	2	4
<b>Philadelphia</b>	<b>ip</b>	<b>h</b>	<b>r</b>	<b>er</b>	<b>bb</b>	<b>so</b>
Earnshaw (L)	9.0	6	3	1	2	10

WP – Bush.

T – 2:09. A – 29,921

Umpires – Moran, Van Grafan, Klem, Dinneen.



**Game 4 – October 12**  
Philadelphia 10, Chicago 8

**Game 5 – October 14**  
Philadelphia 3, Chicago 2

Chicago	ab	r	h	bi
McMillan 3b	4	0	0	0
English ss	4	0	0	0
Hornsby 2b	5	2	2	0
Wilson cf	3	1	2	0
Cuyler rf	4	2	3	2
Stephenson lf	4	1	1	1
Grimm 1b	4	2	2	2
Taylor c	3	0	0	1
Root p	3	0	0	0
Nehf p	0	0	0	0
Blake p	0	0	0	0
Malone p	0	0	0	0
Hartnett ph	1	0	0	0
Carlson p	0	0	0	0
<b>Totals</b>	<b>35</b>	<b>8</b>	<b>10</b>	<b>6</b>

Philadelphia	ab	r	h	bi
Bishop 2b	5	1	2	1
Haas cf	4	1	1	3
Cochrane c	4	1	2	0
Simmons lf	5	2	2	1
Foxx 1b	4	2	2	1
Miller rf	3	1	2	0
Dykes 3b	4	1	3	3
Boley ss	3	1	1	1
Quinn p	2	0	0	0
Walberg p	0	0	0	0
Rommel p	0	0	0	0
Burns ph	2	0	0	0
Grove p	0	0	0	0
<b>Totals</b>	<b>36</b>	<b>10</b>	<b>15</b>	<b>10</b>

Chicago	000	205	100	8	10	2
Philadelphia	000	000	(10)0x	10	15	2

E – Wilson, Cuyler, Miller, Walberg. DP – Philadelphia 1. LOB – Chicago 4, Philadelphia 6. 2B – Cochrane, Dykes. 3B – Hornsby. HR – Grimm (1), Haas (1), Simmons (2). CS – Miller. SH – Haas, Boley. SF – Taylor.

Chicago	ip	h	r	er	bb	so
Root	6.1	9	6	6	0	3
Nehf	0.0	1	2	2	1	0
Blake (L)	0.0	2	2	2	0	0
Malone	0.2	1	0	0	0	2
Carlson	1.0	2	0	0	0	1
Philadelphia	ip	h	r	er	bb	so
Quinn	5.0	7	6	5	2	2
Walberg	1.0	1	1	0	0	2
Rommel (W)	1.0	2	1	1	1	0
Grove	2.0	0	0	0	0	4

Nehf pitched to two batters in the seventh; Blake pitched to two batters in the seventh. HBP – by Malone (Miller). T – 2:12. A – 29,921 Umpires – Van Graflan, Klem, Dinneen, Moran.

Chicago	ab	r	h	bi
McMillan 3b	4	0	1	0
English ss	4	0	1	0
Hornsby 2b	4	0	0	0
Wilson cf	4	0	1	0
Cuyler rf	4	1	1	0
Stephenson lf	2	1	1	0
Grimm 1b	4	0	1	1
Taylor c	4	0	1	1
Malone p	3	0	1	0
<b>Totals</b>	<b>33</b>	<b>2</b>	<b>8</b>	<b>2</b>

Philadelphia	ab	r	h	bi
Bishop 2b	4	1	1	0
Haas cf	4	1	1	2
Cochrane c	3	0	0	0
Simmons lf	4	1	2	0
Foxx 1b	3	0	0	0
Miller rf	4	0	2	1
Dykes 3b	3	0	0	0
Boley ss	3	0	0	0
Ehmke p	1	0	0	0
Walberg p	1	0	0	0
French ph	1	0	0	0
<b>Totals</b>	<b>31</b>	<b>3</b>	<b>6</b>	<b>3</b>

Two outs when winning run scored						
Chicago	000	200	000	2	8	1
Philadelphia	000	000	003	3	6	0

E – Hornsby. DP – Chicago 2. LOB – Chicago 6, Philadelphia 4. 2B – Cuyler, Malone, Simmons, Miller. HR – Haas (2). SB – McMillan (1). CS – English, Cuyler.

Chicago	ip	h	r	er	bb	so
Malone (L)	8.2	6	3	3	2	4
Philadelphia	ip	h	r	er	bb	so
Ehmke	3.2	6	2	2	2	0
Walberg (W)	5.1	2	0	0	0	6

T – 1:42. A – 29,921 Umpires – Klem, Dinneen, Moran, Van Graflan.

# 1930 WORLD SERIES

The Athletics win back-to-back World Series for the second time, defeating St. Louis four games to two. The pitching staff allows 12 runs in the six-game series for a 1.73 ERA. George Earnshaw goes 2-0 with a 0.72 ERA in three starts and Lefty Grove picks up the other two wins, posting a 1.42 ERA in three games, two starts. Offensively, the A's hit just .197 but add six home runs. Al Simmons hits .364 with two home runs and Jimmie Foxx bats .333. Mickey Cochrane adds two home runs and Jimmy Dykes drives in a team-best five runs.

Grove tosses a complete game in Game 1, a 5-2 A's win at Philadelphia. The A's are held to just five hits in the game, including a pair of solo home runs by Simmons and Cochrane. Earnshaw fires a six-hitter in the A's 6-1 win in Game 2. Simmons has two hits and Cochrane homers again, a solo shot in the first inning. The Cardinals win Game 3 in St. Louis as Bill Hallahan shuts out the A's on seven hits in a 5-0 win. Jesse Haines four-hits the A's in a 3-1 loss in Game 4 to even the series at two games each. Earnshaw and Grove then combine on a three-hit shutout in a 2-0 win in Game 5. Foxx hits a two-run home run in the ninth inning to account for all the scoring. The series returned to Philadelphia for Game 6 and the A's win their fifth and final World Championship in Philadelphia with a 7-1 victory. Earnshaw tosses a complete-game five-hitter and Dykes and Simmons both homer.

## FINAL STATISTICS

PLAYER	AVG	G	AB	R	H	TB	2B	3B	HR	RBI	SH	SF	HP	BB	IBB	SO	SB	CS	DP	E	SLG	OBP
Bishop	.222	6	18	5	4	4	0	0	0	0	0	0	1	7	-	3	0	0	0	0	.222	.462
Boley	.095	6	21	1	2	2	0	0	0	1	1	0	0	0	-	1	0	0	0	1	.095	.095
Cochrane	.222	6	18	5	4	11	1	0	2	4	0	1	0	5	-	2	0	1	0	1	.611	.375
Dykes	.222	6	18	2	4	10	3	0	1	5	2	0	0	5	-	3	0	0	0	1	.556	.391
Earnshaw	.000	3	9	0	0	0	0	0	0	0	0	0	0	0	-	5	0	0	0	0	.000	.000
Foxx	.333	6	21	3	7	14	2	1	1	3	0	0	0	2	-	4	0	0	1	0	.667	.391
Grove	.000	3	6	0	0	0	0	0	0	0	0	0	0	0	-	3	0	0	0	0	.000	.000
Haas	.111	6	18	1	2	4	0	1	0	1	0	1	0	1	-	3	0	1	1	0	.222	.150
McNair	.000	1	1	0	0	0	0	0	0	0	0	0	0	0	-	0	0	0	0	0	.000	.000
Miller	.143	6	21	0	3	5	2	0	0	3	1	1	0	0	-	4	0	0	0	0	.238	.136
Moore	.333	3	3	0	1	1	0	0	0	0	0	0	0	1	-	1	0	0	0	0	.333	.500
Shores	-	1	0	0	0	0	0	0	0	0	0	0	0	1	-	0	0	0	0	0	-	1.000
Simmons	.364	6	22	4	8	16	2	0	2	4	0	0	0	2	-	2	0	0	1	0	.727	.417
Walberg	.000	1	2	0	0	0	0	0	0	0	0	0	0	0	-	1	0	0	0	0	.000	.000
<b>Totals</b>	<b>.197</b>	<b>6</b>	<b>178</b>	<b>21</b>	<b>35</b>	<b>67</b>	<b>10</b>	<b>2</b>	<b>6</b>	<b>21</b>	<b>4</b>	<b>3</b>	<b>1</b>	<b>24</b>	<b>-</b>	<b>32</b>	<b>0</b>	<b>2</b>	<b>3</b>	<b>3</b>	<b>.376</b>	<b>.291</b>

PITCHER	W	L	ERA	G	GS	CG	GF	SHO	SV	IP	H	R	ER	HR	HB	BB	IBB	SO	WP	BK	AVG
Earnshaw	2	0	0.72	3	3	2	0	0	-	25.0	13	2	2	1	0	7	-	19	0	0	.149
Grove	2	1	1.42	3	2	2	1	0	-	19.0	15	5	3	0	0	3	-	10	0	0	.214
Quinn	0	0	4.50	1	0	0	1	0	-	2.0	3	1	1	0	0	0	-	1	0	0	.333
Shores	0	0	13.50	1	0	0	0	0	-	1.1	3	2	2	0	0	0	-	0	0	0	.429
Walberg	0	1	3.86	1	1	0	0	0	-	4.2	4	2	2	1	0	1	-	3	0	0	.235
<b>Totals</b>	<b>4</b>	<b>2</b>	<b>1.73</b>	<b>6</b>	<b>6</b>	<b>4</b>	<b>2</b>	<b>1</b>	<b>-</b>	<b>52.0</b>	<b>38</b>	<b>12</b>	<b>10</b>	<b>2</b>	<b>0</b>	<b>11</b>	<b>-</b>	<b>33</b>	<b>0</b>	<b>0</b>	<b>.200</b>

**Game 1 – October 1**  
Philadelphia 5, St. Louis 2

St. Louis	ab	r	h	bi
Douthit cf	4	0	0	1
Adams 3b	3	0	1	1
Frisch 2b	4	0	2	0
Bottomley 1b	4	0	0	0
Hafey lf	4	0	1	0
Blades rf	3	0	0	0
Mancuso c	4	1	1	0
Gelbert ss	4	1	2	0
Grimes p	3	0	2	0
Puccinelli ph	1	0	0	0
<b>Totals</b>	<b>34</b>	<b>2</b>	<b>9</b>	<b>2</b>

Philadelphia	ab	r	h	bi
Bishop 2b	3	1	0	0
Dykes 3b	4	0	1	1
Cochrane c	3	1	1	1
Simmons lf	3	1	1	1
Foxx 1b	3	1	1	0
Miller rf	2	0	0	1
Haas cf	3	1	1	0
Boley ss	2	0	0	1
Grove p	3	0	0	0
<b>Totals</b>	<b>26</b>	<b>5</b>	<b>5</b>	<b>5</b>

St. Louis	002	000	000	2	9	0
Philadelphia	010	101	11x	5	5	0

**LOB** – St. Louis 8, Philadelphia 2. **2B** – Frisch, Hafey, Dykes. **3B** – Foxx, Haas. **HR** – Cochrane (1), Simmons (1). **CS** – Cochrane. **SH** – Boley. **SF** – Douthit, Adams, Miller.

St. Louis	ip	h	r	er	bb	so
Grimes (L)	8.0	5	5	5	3	6
Philadelphia	ip	h	r	er	bb	so
Grove (W)	9.0	9	2	2	1	5

T – 1:48. A – 32,295

**Umpires** – Moriarty, Rigler, Geisel, Reardon.

**Game 2 – October 2**  
Philadelphia 6, St. Louis 1

St. Louis	ab	r	h	bi
Douthit cf	4	0	0	0
Adams 3b	4	0	1	0
Frisch 2b	4	0	1	0
Bottomley 1b	4	0	0	0
Hafey lf	4	0	0	0
Watkins rf	4	1	1	1
Mancuso c	3	0	1	0
Gelbert ss	3	0	1	0
Rhem p	1	0	0	0
Lindsey p	1	0	1	0
Fisher ph	1	0	0	0
Johnson p	0	0	0	0
<b>Totals</b>	<b>33</b>	<b>1</b>	<b>6</b>	<b>1</b>

Philadelphia	ab	r	h	bi
Bishop 2b	2	1	0	0
Dykes 3b	3	0	1	2
Cochrane c	3	2	1	1
Simmons lf	4	2	2	1
Foxx 1b	3	0	1	1
Miller rf	4	0	1	1
Haas cf	4	0	0	0
Boley ss	4	1	1	0
Earnshaw p	3	0	0	0
<b>Totals</b>	<b>30</b>	<b>6</b>	<b>7</b>	<b>6</b>

St. Louis	010	000	000	1	6	2
Philadelphia	202	200	00x	6	7	2

**E** – Rhem, Frisch, Cochrane, Boley. **DP** – St. Louis 1, Philadelphia 1. **LOB** – St. Louis 6, Philadelphia 5. **2B** – Frisch, Dykes, Simmons, Foxx. **HR** – Watkins (1), Cochrane (2). **SB** – Frisch (1). **SH** – Dykes.

St. Louis	ip	h	r	er	bb	so
Rhem (L)	3.1	7	6	4	2	3
Lindsey	2.2	0	0	0	0	2
Johnson	2.0	0	0	0	2	2
Philadelphia	ip	h	r	er	bb	so
Earnshaw (W)	9.0	6	1	1	1	8

T – 1:47. A – 32,295

**Umpires** – Rigler, Geisel, Reardon, Moriarty.

**Game 3 – October 4**  
St. Louis 5, Philadelphia 0

Philadelphia	ab	r	h	bi
Bishop 2b	4	0	3	0
Dykes 3b	4	0	0	0
Cochrane c	2	0	0	0
Simmons lf	4	0	2	0
Foxx 1b	4	0	1	0
Miller rf	4	0	0	0
Haas cf	3	0	0	0
Moore ph	1	0	1	0
Boley ss	4	0	0	0
Walberg p	2	0	0	0
Shores p	0	0	0	0
Quinn p	0	0	0	0
McNair ph	1	0	0	0
<b>Totals</b>	<b>33</b>	<b>0</b>	<b>7</b>	<b>0</b>

St. Louis	ab	r	h	bi
Douthit cf	4	1	2	1
Adams 3b	4	0	0	0
Frisch 2b	4	0	0	0
Bottomley 1b	4	1	1	0
Hafey lf	4	1	2	1
Blades rf	2	1	1	0
Watkins rf	2	1	1	0
Wilson c	4	0	2	2
Gelbert ss	3	0	1	1
Hallahan p	2	0	0	0
<b>Totals</b>	<b>33</b>	<b>5</b>	<b>10</b>	<b>5</b>

Philadelphia	000	000	000	0	7	0
St. Louis	000	110	21x	5	10	0

**DP** – St. Louis 1. **LOB** – Philadelphia 11, St. Louis 5. **2B** – Simmons, Bottomley, Hafey. **HR** – Douthit (1).

Philadelphia	ip	h	r	er	bb	so
Walberg (L)	4.2	4	2	2	1	3
Shores	1.1	3	2	2	0	0
Quinn	2.0	3	1	1	0	1
St. Louis	ip	h	r	er	bb	so
Hallahan (W)	9.0	7	0	0	5	6

Shores pitched to three batters in the seventh

T – 1:55. A – 36,944

**Umpires** – Geisel, Reardon, Moriarty, Rigler.

**Game 4 – October 5**  
St. Louis 3, Philadelphia 1

Philadelphia	ab	r	h	bi
Bishop 2b	3	1	1	0
Dykes 3b	2	0	0	0
Cochrane c	4	0	0	0
Simmons lf	3	0	2	1
Foxx 1b	4	0	1	0
Miller rf	4	0	0	0
Haas cf	3	0	0	0
Boley ss	4	0	0	0
Grove p	3	0	0	0
<b>Totals</b>	<b>30</b>	<b>1</b>	<b>4</b>	<b>1</b>

St. Louis	ab	r	h	bi
Douthit cf	4	0	0	0
Adams 3b	4	0	0	0
Frisch 2b	4	0	0	0
Bottomley 1b	4	0	0	0
Hafey lf	3	1	1	0
Blades rf	3	1	0	0
Wilson c	3	0	1	0
Gelbert ss	2	1	2	1
Haines p	2	0	1	1
<b>Totals</b>	<b>29</b>	<b>3</b>	<b>5</b>	<b>2</b>

Philadelphia	100	000	000	1	4	1
St. Louis	001	200	00x	3	5	1

E – Dykes, Frisch. DP – St. Louis 1. LOB – Philadelphia 7, St. Louis 4. 2B – Hafey. 3B – Gelbert. SH – Dykes, Haines.

Philadelphia	ip	h	r	er	bb	so
Grove (L)	8.0	5	3	1	1	3
St. Louis	ip	h	r	er	bb	so
Haines (W)	9.0	4	1	1	4	2

WP – Haines.

T – 1:41. A – 39,946

Umpires – Reardon, Moriarty, Rigler, Geisel.

**Game 5 – October 6**  
Philadelphia 2, St. Louis 0

Philadelphia	ab	r	h	bi
Bishop 2b	4	0	0	0
Dykes 3b	3	0	0	0
Cochrane c	3	1	1	0
Simmons lf	4	0	0	0
Foxx 1b	4	1	2	2
Miller rf	4	0	0	0
Haas cf	4	0	1	0
Boley ss	3	0	1	0
Earnshaw p	2	0	0	0
Moore ph	0	0	0	0
Grove p	0	0	0	0
<b>Totals</b>	<b>31</b>	<b>2</b>	<b>5</b>	<b>2</b>

St. Louis	ab	r	h	bi
Douthit cf	4	0	0	0
Adams 3b	4	0	1	0
Frisch 2b	4	0	1	0
Bottomley 1b	4	0	0	0
Hafey lf	3	0	0	0
Watkins rf	3	0	0	0
Blades ph	0	0	0	0
Wilson c	4	0	1	0
Gelbert ss	2	0	0	0
Grimes p	2	0	0	0
<b>Totals</b>	<b>30</b>	<b>0</b>	<b>3</b>	<b>0</b>

Philadelphia 000 000 002 2 5 0  
St. Louis 000 000 000 0 3 1  
E – Frisch. DP – St. Louis 1. LOB – Philadelphia 5, St. Louis 8. 2B – Wilson. HR – Foxx (1). CS – Haas. SH – Grimes.

Philadelphia	ip	h	r	er	bb	so
Earnshaw	7.0	2	0	0	3	5
Grove (W)	2.0	1	0	0	1	2
St. Louis	ip	h	r	er	bb	so
Grimes (L)	9.0	5	2	2	3	7

T – 1:58. A – 38,844

Umpires – Moriarty, Rigler, Geisel, Reardon.

**Game 6 – October 8**  
Philadelphia 7, St. Louis 1

St. Louis	ab	r	h	bi
Douthit cf	4	0	0	0
Adams 3b	2	0	0	0
High ph-3b	2	1	1	0
Watkins rf	3	0	0	0
Frisch 2b	4	0	1	0
Hafey lf	4	0	2	1
Bottomley 1b	2	0	0	0
Wilson c	4	0	0	0
Gelbert ss	3	0	0	0
Hallahan p	0	0	0	0
Fisher ph	1	0	1	0
Johnson p	0	0	0	0
Blades ph	1	0	0	0
Lindsey p	0	0	0	0
Orsatti ph	1	0	0	0
Bell p	0	0	0	0
<b>Totals</b>	<b>31</b>	<b>1</b>	<b>5</b>	<b>1</b>

Philadelphia	ab	r	h	bi
Bishop 2b	2	2	0	0
Dykes 3b	2	2	2	2
Cochrane c	3	1	1	2
Simmons cf-1f	4	1	1	1
Foxx 1b	3	1	1	0
Miller rf	3	0	2	1
Moore lf	2	0	0	0
Haas cf	1	0	0	1
Boley ss	4	0	0	0
Earnshaw p	4	0	0	0
<b>Totals</b>	<b>28</b>	<b>7</b>	<b>7</b>	<b>7</b>

St. Louis	000	000	001	1	5	1
Philadelphia	201	211	00x	7	7	0

E – Watkins. DP – Philadelphia 1. LOB – St. Louis 6, Philadelphia 6. 2B – Hafey 2, Fisher, Dykes, Cochrane, Foxx, Miller 2. HR – Dykes (1), Simmons (2). SH – Miller. SF – Cochrane, Haas.

St. Louis	ip	h	r	er	bb	so
Hallahan (L)	2.0	2	2	2	3	2
Johnson	3.0	4	4	4	1	2
Lindsey	2.0	1	1	1	1	0
Bell	1.0	0	0	0	0	0
Philadelphia	ip	h	r	er	bb	so
Earnshaw (W)	9.0	5	1	1	3	6

HBP – by Hallahan (Bishop). PB – Wilson.

T – 1:46. A – 32,295

Umpires – Rigler, Geisel, Reardon, Moriarty.

# 1931 WORLD SERIES

The A's and Cardinals meet in the World Series for the second consecutive season but the A's lose in seven games. The pitching staff posts a 2.66 ERA, including 1.88 by George Earnshaw and 2.42 by Lefty Grove, who picks up two of the A's three wins. Earnshaw and Grove both start three games each. The offense hits .220 and scores 22 runs in the seven-game series. Jimmie Foxx hits .348 and Al Simmons bats .333 with two of the A's three home runs and eight RBI.

The series opens in St. Louis and the A's take a 1-0 lead with a 6-2 win in Game 1. Grove goes the distance, allowing 12 hits, and Simmons drives in three runs, including a two-run home run in the seventh. Bill Hallahan tosses a three-hit shutout as the A's lose Game 2, 2-0. The A's then fall behind in the series with a 5-2 loss in Game 3 at Philadelphia. Burleigh Grimes no hits the A's over the first seven innings before Bing Miller singles in the eighth. Al Simmons hits a two-run home run in the ninth for the A's only runs. The A's even the series at two games each with a 3-0 win in Game 4. Earnshaw tosses a two-hit shutout and Foxx hits a solo home run in the sixth. St. Louis wins the final game in Philadelphia, 5-1, but the A's win Game 6 at St. Louis, 8-1 to force a seventh game. In the final game, Grimes again shuts down the A's in a 4-2 win. He does not allow a run over the first eight innings before yielding a pinch hit two-run single to Doc Cramer with two outs in the ninth. Max Bishop comes to the plate as the potential winning run but Hallahan relieves Grimes and gets Bishop to fly out to end the series.

## FINAL STATISTICS

PLAYER	AVG	G	AB	R	H	TB	2B	3B	HR	RBI	SH	SF	HP	BB	IBB	SO	SB	CS	DP	E	SLG	OBP
Bishop	.148	7	27	4	4	4	0	0	0	0	0	0	0	3	-	5	0	0	0	0	.148	.233
Boley	.000	1	1	0	0	0	0	0	0	0	0	0	0	0	-	1	0	0	0	0	.000	.000
Cochrane	.160	7	25	2	4	4	0	0	0	1	0	0	0	5	-	2	0	0	1	1	.160	.300
Cramer	.500	2	2	0	1	1	0	0	0	2	0	0	0	0	-	0	0	0	0	0	.500	.500
Dykes	.227	7	22	2	5	5	0	0	0	2	1	0	0	5	-	1	0	0	1	0	.227	.370
Earnshaw	.000	3	8	0	0	0	0	0	0	0	0	0	0	0	-	2	0	0	0	2	.000	.000
Foxx	.348	7	23	3	8	11	0	0	1	3	0	0	0	6	-	5	0	0	0	1	.478	.483
Grove	.000	3	10	0	0	0	0	0	0	0	0	0	0	0	-	7	0	0	0	0	.000	.000
Haas	.130	7	23	1	3	4	1	0	0	2	2	0	0	3	-	5	0	0	0	0	.174	.231
Heving	.000	1	1	0	0	0	0	0	0	0	0	0	0	0	-	0	0	0	0	0	.000	.000
Hoyt	.000	1	2	0	0	0	0	0	0	0	0	0	0	0	-	0	0	0	0	0	.000	.000
McNair	.000	2	2	1	0	0	0	0	0	0	0	0	0	0	-	1	0	0	0	0	.000	.000
Miller	.269	7	26	3	7	8	1	0	0	1	1	0	1	0	-	4	0	0	0	0	.308	.296
Moore	.333	2	3	0	1	1	0	0	0	0	0	0	0	0	-	1	0	0	0	0	.333	.333
Simmons	.333	7	27	4	9	17	2	0	2	8	0	0	0	3	-	3	0	0	1	0	.630	.400
Todt	-	1	0	0	0	0	0	0	0	0	0	0	0	1	-	0	0	0	0	0	-	1.000
Williams	.320	7	25	2	8	9	1	0	0	1	0	0	0	2	-	9	0	0	0	0	.360	.370
<b>Totals</b>	<b>.220</b>	<b>7</b>	<b>227</b>	<b>22</b>	<b>50</b>	<b>64</b>	<b>5</b>	<b>0</b>	<b>3</b>	<b>20</b>	<b>4</b>	<b>0</b>	<b>1</b>	<b>28</b>	<b>-</b>	<b>46</b>	<b>0</b>	<b>0</b>	<b>5</b>	<b>2</b>	<b>.282</b>	<b>.309</b>

PITCHER	W	L	ERA	G	GS	CG	GF	SHO	SV	IP	H	R	ER	HR	HB	BB	IBB	SO	WP	BK	AVG
Earnshaw	1	2	1.88	3	3	2	0	1	-	24.0	12	6	5	1	0	4	-	20	1	0	.148
Grove	2	1	2.42	3	3	2	0	0	-	26.0	28	7	7	0	0	2	-	16	0	0	.269
Hoyt	0	1	4.50	1	1	0	0	0	-	6.0	7	3	3	1	0	0	-	1	0	0	.292
Mahaffey	0	0	9.00	1	0	0	1	0	-	1.0	1	1	1	0	0	1	-	0	0	0	.250
Rommel	0	0	9.00	1	0	0	1	0	-	1.0	3	1	1	0	0	0	-	0	0	0	.500
Walberg	0	0	3.00	2	0	0	1	0	-	3.0	3	1	1	0	0	2	-	4	0	0	.300
<b>Totals</b>	<b>3</b>	<b>4</b>	<b>2.66</b>	<b>7</b>	<b>7</b>	<b>4</b>	<b>3</b>	<b>1</b>	<b>-</b>	<b>61.0</b>	<b>54</b>	<b>19</b>	<b>18</b>	<b>2</b>	<b>0</b>	<b>9</b>	<b>-</b>	<b>41</b>	<b>1</b>	<b>0</b>	<b>.236</b>

**Game 1 – October 1**  
**Philadelphia 6, St. Louis 2**

Philadelphia	ab	r	h	bi
Bishop 2b	5	1	1	0
Haas cf	5	1	1	1
Cochrane c	4	2	2	0
Simmons lf	4	1	1	3
Foxx 1b	4	0	2	2
Miller rf	4	0	0	0
Dykes 3b	3	0	2	0
Williams ss	4	1	2	0
Grove p	4	0	0	0
<b>Totals</b>	<b>37</b>	<b>6</b>	<b>11</b>	<b>6</b>

St. Louis	ab	r	h	bi
High 3b	4	0	1	0
Mancuso ph	1	0	0	0
Roettger rf	5	1	2	0
Frisch 2b	4	1	2	0
Bottomley 1b	4	0	1	1
Hafey lf	4	0	1	0
Martin cf	4	0	3	1
Wilson c	4	0	0	0
Gelbert ss	4	0	2	0
Derringer p	2	0	0	0
Flowers ph	1	0	0	0
Johnson p	0	0	0	0
Blades ph	1	0	0	0
<b>Totals</b>	<b>38</b>	<b>2</b>	<b>12</b>	<b>2</b>

Philadelphia	004	000	200	6	11	0
St. Louis	200	000	000	2	12	0

**DP** – Philadelphia 1, St. Louis 1. **LOB** – Philadelphia 7, St. Louis 9. **2B** – Haas, Martin, Gelbert. **HR** – Simmons (1). **SB** – Hafey (1), Martin (1).

Philadelphia	ip	h	r	er	bb	so
Grove (W)	9.0	12	2	2	0	7
<b>St. Louis</b>	<b>ip</b>	<b>h</b>	<b>r</b>	<b>er</b>	<b>bb</b>	<b>so</b>
Derringer (L)	7.0	11	6	6	3	9
Johnson	2.0	0	0	0	0	2

T – 1:55. **A** – 38,529  
**Umpires** – Klem, Nallin, Stark, McGowan.

**Game 2 – October 2**  
**St. Louis 2, Philadelphia 0**

Philadelphia	ab	r	h	bi
Bishop 2b	5	0	0	0
Haas cf	4	0	1	0
Cochrane c	2	0	0	0
Simmons lf	4	0	0	0
Foxx 1b	2	0	1	0
Miller rf	4	0	1	0
Dykes 3b	2	0	0	0
Williams ss	2	0	0	0
Earnshaw p	3	0	0	0
Moore ph	1	0	0	0
<b>Totals</b>	<b>29</b>	<b>0</b>	<b>3</b>	<b>0</b>

St. Louis	ab	r	h	bi
Flowers 3b	4	0	0	0
Watkins rf	4	0	2	0
Frisch 2b	4	0	1	0
Bottomley 1b	3	0	0	0
Hafey lf	4	0	0	0
Martin cf	3	2	2	0
Wilson c	3	0	0	1
Gelbert ss	2	0	1	1
Hallahan p	2	0	0	0
<b>Totals</b>	<b>29</b>	<b>2</b>	<b>6</b>	<b>2</b>

Philadelphia	000	000	000	0	3	0
St. Louis	010	000	10x	2	6	1

**E** – Wilson. **DP** – St. Louis 1. **LOB** – Philadelphia 10, St. Louis 6. **2B** – Watkins, Frisch, Martin. **SH** – Dykes, Gelbert, Hallahan. **SB** – Martin 2 (3).

Philadelphia	ip	h	r	er	bb	so
Earnshaw (L)	8.0	6	2	2	1	5
<b>St. Louis</b>	<b>ip</b>	<b>h</b>	<b>r</b>	<b>er</b>	<b>bb</b>	<b>so</b>
Hallahan (W)	9.0	3	0	0	7	8

**WP** – Hallahan.  
T – 1:49. **A** – 35,947  
**Umpires** – Nallin, Stark, McGowan, Klem.

**Game 3 – October 5**  
**St. Louis 5, Philadelphia 2**

St. Louis	ab	r	h	bi
Adams 3b	3	0	0	0
Flowers 3b	1	0	0	0
Roettger rf	5	0	1	0
Watkins pr-rf	0	1	0	0
Frisch 2b	5	0	1	0
Bottomley 1b	4	1	1	1
Hafey lf	5	1	1	0
Martin cf	4	2	2	0
Wilson c	4	0	3	1
Gelbert ss	4	0	1	1
Grimes p	4	0	2	2
<b>Totals</b>	<b>39</b>	<b>5</b>	<b>12</b>	<b>5</b>

Philadelphia	ab	r	h	bi
Bishop 2b	3	0	0	0
Haas cf	4	0	0	0
Cochrane c	3	0	0	0
McNair pr	0	1	0	0
Simmons lf	4	1	1	2
Foxx 1b	2	0	0	0
Miller rf	3	0	1	0
Dykes 3b	3	0	0	0
Williams ss	3	0	0	0
Grove p	2	0	0	0
Cramer ph	1	0	0	0
Mahaffey p	0	0	0	0
<b>Totals</b>	<b>28</b>	<b>2</b>	<b>2</b>	<b>2</b>

St. Louis	020	200	001	5	12	0
Philadelphia	000	000	002	2	2	0

**DP** – St. Louis 1. **LOB** – St. Louis 9, Philadelphia 3. **2B** – Roettger, Bottomley, Martin. **HR** – Simmons (2).

St. Louis	ip	h	r	er	bb	so
Grimes (W)	9.0	2	2	2	4	5
<b>Philadelphia</b>	<b>ip</b>	<b>h</b>	<b>r</b>	<b>er</b>	<b>bb</b>	<b>so</b>
Grove (L)	8.0	11	4	4	1	2
Mahaffey	1.0	1	1	1	1	0

T – 2:10. **A** – 32,295  
**Umpires** – Stark, McGowan, Klem, Nallin.

**Game 4 – October 6**  
Philadelphia 3, St. Louis 0

St. Louis	ab	r	h	bi
Flowers 3b	1	0	0	0
High 3b	3	0	0	0
Watkins rf	4	0	0	0
Frisch 2b	3	0	0	0
Bottomley 1b	3	0	0	0
Hafey lf	3	0	0	0
Martin cf	3	0	2	0
Wilson c	3	0	0	0
Gelbert ss	3	0	0	0
Johnson p	2	0	0	0
Lindsey p	0	0	0	0
Collins ph	1	0	0	0
Derringer p	0	0	0	0
<b>Totals</b>	<b>29</b>	<b>0</b>	<b>2</b>	<b>0</b>

Philadelphia	ab	r	h	bi
Bishop 2b	4	1	2	0
Haas cf	3	0	1	0
Cochrane c	3	0	0	0
Simmons lf	4	0	2	1
Foxx 1b	3	1	1	1
Miller rf	4	1	1	0
Dykes 3b	4	0	2	1
Williams ss	4	0	1	0
Earnshaw p	3	0	0	0
<b>Totals</b>	<b>32</b>	<b>3</b>	<b>10</b>	<b>3</b>

St. Louis	000	000	000	0	2	1
Philadelphia	100	002	00x	3	10	0

**E** – Bottomley. **DP** – St. Louis 1. **LOB** – St. Louis 3, Philadelphia 8. **2B** – Martin, Simmons, Miller. **HR** – Foxx (1). **SH** – Haas. **SB** – Frisch (1), Martin (4).

St. Louis	ip	h	r	er	bb	so
Johnson (L)	5.2	9	3	3	1	2
Lindsey	1.1	1	0	0	1	2
Derringer	1.0	0	0	0	0	1
Philadelphia	ip	h	r	er	bb	so
Earnshaw (W)	9.0	2	0	0	1	8

**T** – 1:58. **A** – 32,295

**Umpires** – McGowan, Klem, Nallin, Stark.

**Game 5 – October 7**  
St. Louis 5, Philadelphia 1

St. Louis	ab	r	h	bi
Adams 3b	1	0	1	0
High pr-3b	4	1	0	0
Watkins rf	3	1	0	0
Frisch 2b	4	1	2	0
Martin cf	4	1	3	4
Hafey lf	4	0	1	0
Bottomley 1b	4	1	2	0
Wilson c	4	0	2	0
Gelbert ss	4	0	1	1
Hallahan p	4	0	0	0
<b>Totals</b>	<b>36</b>	<b>5</b>	<b>12</b>	<b>5</b>

Philadelphia	ab	r	h	bi
Bishop 2b	2	0	0	0
McNair ph-2b	2	0	0	0
Haas cf	2	0	0	0
Moore ph-lf	2	0	1	0
Cochrane c	4	0	1	0
Simmons lf	4	1	3	0
Foxx 1b	3	0	2	0
Miller rf	4	0	0	1
Dykes 3b	4	0	1	0
Williams ss	4	0	1	0
Hoyt p	2	0	0	0
Walberg p	0	0	0	0
Heving ph	1	0	0	0
Rommel p	0	0	0	0
Boley ph	1	0	0	0
<b>Totals</b>	<b>35</b>	<b>1</b>	<b>9</b>	<b>1</b>

St. Louis	100	002	011	5	12	0
Philadelphia	000	000	100	1	9	0

**DP** – St. Louis 1, Philadelphia 1. **LOB** – St. Louis 5, Philadelphia 8. **2B** – Frisch, Simmons. **HR** – Martin (1). **SB** – Watkins (1). **CS** – Martin, Wilson.

St. Louis	ip	h	r	er	bb	so
Hallahan (W)	9.0	9	1	1	1	4
Philadelphia	ip	h	r	er <td>bb<td>so</td></td>	bb <td>so</td>	so
Hoyt (L)	6.0	7	3	3	0	1
Walberg	2.0	2	1	1	1	2
Rommel	1.0	3	1	1	0	0

**T** – 1:56. **A** – 32,295

**Umpires** – Klem, Nallin, Stark, McGowan.

**Game 6 – October 9**  
Philadelphia 8, St. Louis 1

Philadelphia	ab	r	h	bi
Bishop 2b	4	2	1	0
Haas cf	2	0	0	1
Cochrane c	5	0	1	1
Simmons lf	4	1	1	2
Foxx 1b	5	2	2	0
Miller rf	3	1	1	0
Dykes 3b	3	1	0	1
Williams ss	4	1	2	1
Grove p	4	0	0	0
<b>Totals</b>	<b>34</b>	<b>8</b>	<b>8</b>	<b>6</b>

St. Louis	ab	r	h	bi
Flowers 3b	4	1	1	0
Roettger rf	4	0	1	0
Frisch 2b	4	0	1	1
Martin cf	3	0	0	0
Hafey lf	4	0	1	0
Bottomley 1b	4	0	0	0
Wilson c	3	0	0	0
Mancuso c	0	0	0	0
Gelbert ss	3	0	1	0
Derringer p	0	0	0	0
Johnson p	0	0	0	0
Blades ph	1	0	0	0
Lindsey p	0	0	0	0
Collins ph	1	0	0	0
Rhem p	0	0	0	0
<b>Totals</b>	<b>31</b>	<b>1</b>	<b>5</b>	<b>1</b>

Philadelphia	000	040	400	8	8	1
St. Louis	000	001	000	1	5	2

**E** – Cochrane, Flowers, Hafey. **DP** – Philadelphia 1, St. Louis 1. **LOB** – Philadelphia 8, St. Louis 5. **2B** – Williams, Flowers. **SH** – Haas, Miller, Derringer.

Philadelphia	ip	h	r	er	bb	so
Grove (W)	9.0	5	1	1	1	7
St. Louis	ip	h	r	er	bb	so
Derringer (L)	4.2	3	4	0	4	4
Johnson	1.1	1	0	0	0	2
Lindsey	2.0	3	4	2	2	0
Rhem	1.0	1	0	0	0	1

**WP** – Derringer. **HBP** – by Lindsey (Miller).

**T** – 1:57. **A** – 39,401

**Umpires** – Nallin, Stark, McGowan, Klem.

**Game 7 – October 10**  
**St. Louis 4, Philadelphia 2**

Philadelphia	ab	r	h	bi
Bishop 2b	4	0	0	0
Haas cf	3	0	0	0
Cochrane c	4	0	0	0
Simmons lf	3	0	1	0
Foxx 1b	4	0	0	0
Miller rf	4	1	3	0
Dykes 3b	3	1	0	0
Williams ss	4	0	2	0
Earnshaw p	2	0	0	0
Tody ph	0	0	0	0
Walberg p	0	0	0	0
Cramer ph	1	0	1	2
<b>Totals</b>	<b>32</b>	<b>2</b>	<b>7</b>	<b>2</b>

St. Louis	ab	r	h	bi
High 3b	4	2	3	0
Watkins rf	3	2	2	2
Frisch 2b	3	0	0	0
Martin cf	3	0	0	0
Orsatti lf	3	0	0	0
Bottomley 1b	3	0	0	0
Wilson c	2	0	0	0
Gelbert ss	3	0	0	0
Grimes p	3	0	0	0
Hallahan p	0	0	0	0
<b>Totals</b>	<b>27</b>	<b>4</b>	<b>5</b>	<b>2</b>

Philadelphia	000	000	002	2	7	1
St. Louis	202	000	00x	4	5	0

**E** – Foxx. **DP** – Philadelphia 1, St. Louis 1.  
**LOB** – Philadelphia 8, St. Louis 3. **HR** – Watkins (1). **SH** – Frisch. **SB** – Martin (5).

Philadelphia	ip	h	r	er	bb	so
Earnshaw (L)	7.0	4	4	3	2	7
Walberg	1.0	1	0	0	1	2
St. Louis	ip	h	r	er	bb	so
Grimes (W)	8.2	7	2	2	5	6
Hallahan	0.1	0	0	0	0	0

**WP** – Earnshaw.

**T** – 1:57. **A** – 20,805

**Umpires** – Stark, McGowan, Klem, Nallin.



# 1971 ALCS

In their first trip to the ALCS, the Oakland A's ran into the defending World Champion Baltimore Orioles, losing in three straight games. Touted A's pitchers Vida Blue and Jim "Catfish" Hunter ran into problems during the series, leading to the A's downfall. Offensively, the A's got solid performances out of third baseman Sal Bando and right fielder Reggie Jackson, who hit .364 and .333 respectively.

In Game 1, Vida Blue took a 3-1 lead into the bottom of the seventh before allowing a RBI single to Mark Belanger, a RBI double by Curt Motton and a two-run double by Paul Blair. ALCS MVP Mike Cuellar tossed a complete game six-hitter to defeat the A's in Game 2. Jim Hunter also went the distance for the A's, allowing seven hits, including four home runs. In Game 3, Reggie Jackson homered twice and Sal Bando once but that was the A's only scoring as Jim Palmer tossed a complete game seven-hitter.

## FINAL STATISTICS

PLAYER	AVG	G	AB	R	H	TB	2B	3B	HR	RBI	SH	SF	HP	BB	IBB	SO	SB	CS	DP	E	SLG	OBP
Bando	.364	3	11	3	4	9	2	0	1	1	0	0	0	1	0	0	0	0	1	0	.818	.417
Blefary	.000	1	1	0	0	0	0	0	0	0	0	0	0	0	0	1	0	0	0	0	.000	.000
Blue	.000	1	3	0	0	0	0	0	0	0	0	0	0	0	0	3	0	0	0	0	.000	.000
Campaneris	.167	3	12	0	2	3	1	0	0	0	0	0	0	0	0	1	0	1	0	0	.250	.167
Davis	.375	3	8	1	3	4	1	0	0	0	1	0	0	0	0	0	0	1	0	0	.500	.375
Duncan	.500	2	6	0	3	4	1	0	2	0	0	0	0	0	0	0	1	0	0	0	.667	.500
Epstein	.200	2	5	0	1	1	0	0	0	0	0	0	0	0	0	3	0	0	0	0	.200	.200
Green	.286	3	7	0	2	2	0	0	0	0	1	0	0	1	0	1	0	0	1	0	.286	.375
Hegan	.000	1	1	0	0	0	0	0	0	0	0	0	0	0	0	1	0	0	0	0	.000	.000
Hunter	.000	1	3	0	0	0	0	0	0	0	0	0	0	0	0	1	0	0	0	0	.000	.000
Jackson	.333	3	12	2	4	11	1	0	2	2	0	0	0	0	0	1	0	0	0	0	.917	.333
Mangual	.167	3	12	1	2	5	1	1	0	2	0	0	0	0	0	1	0	0	1	0	.417	.167
Monday	.000	1	3	0	0	0	0	0	0	0	0	0	0	1	0	2	0	0	0	0	.000	.250
Rudi	.143	2	7	0	1	2	1	0	0	0	0	0	0	1	0	0	0	0	0	0	.286	.250
Segui	.000	1	2	0	0	0	0	0	0	0	0	0	0	0	0	0	0	0	0	0	.000	.000
Tenace	.000	1	3	0	0	0	0	0	0	0	0	0	0	1	0	1	0	0	0	0	.000	.250
<b>Totals</b>	<b>.229</b>	<b>3</b>	<b>96</b>	<b>7</b>	<b>22</b>	<b>41</b>	<b>8</b>	<b>1</b>	<b>3</b>	<b>7</b>	<b>2</b>	<b>0</b>	<b>0</b>	<b>5</b>	<b>0</b>	<b>16</b>	<b>0</b>	<b>3</b>	<b>3</b>	<b>0</b>	<b>.427</b>	<b>.267</b>

PITCHER	W	L	ERA	G	GS	CG	GF	SHO	SV	IP	H	R	ER	HR	HB	BB	IBB	SO	WP	BK	AVG
Blue	0	1	6.43	1	1	0	0	0	0	7.0	7	5	5	0	0	2	0	8	0	0	.259
Fingers	0	0	7.71	2	0	0	1	0	0	2.1	2	2	2	0	0	1	0	2	0	0	.250
Grant	0	0	0.00	1	0	0	1	0	0	2.0	3	0	0	0	0	0	0	2	0	0	.333
Hunter	0	1	5.63	1	1	1	0	0	0	8.0	7	5	5	4	0	2	0	6	0	0	.233
Knowles	0	0	0.00	1	0	0	0	0	0	0.1	1	0	0	0	0	0	0	0	1	0	.500
Locker	0	0	0.00	1	0	0	0	0	0	0.2	0	0	0	0	0	2	0	0	0	0	.000
Segui	0	1	5.79	1	1	0	0	0	0	4.2	6	3	3	0	0	6	2	4	0	0	.333
<b>Totals</b>	<b>0</b>	<b>3</b>	<b>5.40</b>	<b>3</b>	<b>3</b>	<b>1</b>	<b>2</b>	<b>0</b>	<b>0</b>	<b>25.0</b>	<b>26</b>	<b>15</b>	<b>15</b>	<b>4</b>	<b>0</b>	<b>13</b>	<b>2</b>	<b>22</b>	<b>1</b>	<b>0</b>	<b>.274</b>

**Game 1 — October 3**  
Baltimore 5, Oakland 3

Oakland	ab	r	h	bi
Campaneris ss	4	0	1	0
Rudi lf	4	0	1	0
Jackson cf	4	0	0	0
Davis 1b	4	1	1	0
Bando 3b	4	1	2	0
Mangual cf	4	1	2	2
Duncan c	3	0	2	1
Epstein ph	1	0	0	0
Green 2b	1	0	0	0
Blue p	3	0	0	0
Fingers p	0	0	0	0
<b>Totals</b>	<b>32</b>	<b>3</b>	<b>9</b>	<b>3</b>

Baltimore	ab	r	h	bi
Blair cf	4	0	1	2
Johnson 2b	4	1	1	0
Rettenmund lf	4	0	1	1
F. Robinson rf	3	1	0	0
Powell 1b	4	0	1	0
B. Robinson 3b	3	1	1	0
Etchebarren c	3	0	0	0
Belanger ss	2	1	1	1
McNally p	2	0	0	0
Motton ph	1	0	1	1
Palmer pr	0	1	0	0
Watt p	0	0	0	0
<b>Totals</b>	<b>30</b>	<b>5</b>	<b>7</b>	<b>5</b>

Oakland	020	100	000	3	9	0
Baltimore	000	100	40x	5	7	1

E – Johnson. **DP** – Oakland 1, Baltimore 2.  
**LOB** – Oakland 4, Baltimore 3. **2B** – Rudi, Bando, Duncan, Mangual, Johnson, Rettenmund, Motton, Blair, Campaneris. **3B** – Mangual. **S** – Green.

Oakland	ip	h	r	er	bb	so
Blue (L)	7.0	7	5	5	2	8
Fingers	1.0	0	0	0	0	1
Baltimore	ip	h	r	er	bb	so
McNally (W)	7.0	7	3	3	1	5
Watt (S)	2.0	2	0	0	0	1

T – 2:23. A – 42,621

**Umpires** – Soar, Napp, DiMuro, O'Donnell, Luciano, Kunkel.

**Game 2 — October 4**  
Baltimore 5, Oakland 1

Oakland	ab	r	h	bi
Campaneris ss	4	0	1	0
Rudi lf	3	0	0	0
Jackson rf	4	0	1	0
Davis 1b	3	0	1	0
Bando 3b	4	1	1	0
Mangual cf	4	0	0	0
Duncan c	3	0	1	1
Green 2b	3	0	1	0
Hunter p	3	0	0	0
<b>Totals</b>	<b>31</b>	<b>1</b>	<b>6</b>	<b>1</b>

Baltimore	ab	r	h	bi
Buford lf	3	0	0	0
Blair cf	0	0	0	0
Johnson 2b	3	1	0	0
Powell 1b	4	2	2	3
F. Robinson rf	4	0	0	0
Rettenmund cf-lf	4	0	1	0
B. Robinson 3b	3	1	1	1
Hendricks c	3	1	2	1
Belanger ss	3	0	0	0
Cuellar p	3	0	1	0
<b>Totals</b>	<b>30</b>	<b>5</b>	<b>7</b>	<b>5</b>

Oakland	000	100	000	1	6	0
Baltimore	011	000	12x	5	7	0

**LOB** – Oakland 5, Baltimore 3. **2B** – Davis, Bando, Jackson. **HR** – B. Robinson, Powell 2, Hendricks. **S** – Davis.

Oakland	ip	h	r	er	bb	so
Hunter (L)	8.0	7	5	5	2	6
Baltimore	ip	h	r	er	bb	so
Cuellar (W)	9.0	6	1	1	1	1

2

T – 2:04. A – 35,003

**Umpires** – Napp, O'Donnell, Luciano, DiMuro, Kunkel, Soar.

**Game 3 — October 5**  
Baltimore 5, Oakland 3

Baltimore	ab	r	h	bi
Buford lf	4	1	3	0
Rettenmund pr-lf	0	0	0	0
Blair cf	5	1	2	0
Powell 1b	2	2	0	0
F. Robinson rf	5	1	1	1
Hendricks c	1	0	0	1
Etchebarren ph-c	2	0	0	0
B. Robinson 3b	5	0	2	2
Johnson 2b	3	0	2	0
Belanger ss	3	0	1	0
Palmer p	5	0	1	0
<b>Totals</b>	<b>35</b>	<b>5</b>	<b>12</b>	<b>4</b>

Oakland	ab	r	h	bi
Campaneris ss	4	0	0	0
Monday cf	3	0	0	0
Jackson rf	4	2	3	2
Epstein 1b	4	0	1	0
Bando 3b	3	1	1	1
Mangual lf	4	0	0	0
Tenace c	3	0	0	0
Green 2b	3	0	1	0
Hegan ph	1	0	0	0
Segui p	2	0	0	0
Fingers p	0	0	0	0
Knowles p	0	0	0	0
Locker p	0	0	0	0
Davis ph	1	0	1	0
Grant p	0	0	0	0
Blefary ph	1	0	0	0
<b>Totals</b>	<b>33</b>	<b>3</b>	<b>7</b>	<b>3</b>

Baltimore	100	020	200	5	12	0
Oakland	001	001	010	3	7	0

**DP** – Baltimore 1, Oakland 3. **LOB** – Baltimore 13, Oakland 6. **2B** – Johnson, F. Robinson, B. Robinson. **3B** – Buford. **HR** – Jackson 2, Bando. **SF** – Hendricks.

Baltimore	ip	h	r	er	bb	so
Palmer (W)	9.0	7	3	3	3	8
Oakland	ip	h	r	er	bb	so
Segui (L)	4.2	6	3	3	6	4
Fingers	1.1	2	2	2	1	1
Knowles	0.1	1	0	0	0	0
Locker	0.2	0	0	0	2	0
Grant	2.0	3	0	0	0	0

2

Fingers pitched to 2 batters in the 7th.

**WP** – Palmer, Knowles.

T – 2:49. A – 33,176

**Umpires** – DiMuro, Luciano, Soar, Kunkel, O'Donnell, Napp.

# 1972 ALCS

Forty-one years after the Philadelphia Athletics won the American League Pennant, the Oakland A's recorded the organization's next pennant with a hard fought 3 games to 2 triumph over Detroit. It was the first time in the four year history of the ALCS that the playoffs had gone more than three games. The A's used superb pitching, scoring just a total of 13 runs in the five games, but allowing only 10. The series also saw a near brawl between Tigers manager Billy Martin and A's shortstop Campy Campaneris, who threw his bat at Tiger hurler Lerrin LaGrow after being hit by a pitch.

In Game 1, the Tigers scored a run in the top of the 11th inning on an Al Kaline home run to take a 2-1 lead but Gonzalo Marquez tied the game in the bottom of the inning on a pinch hit RBI single. A Kaline throwing error on the play allowed Gene Tenace to score the winning run. ALCS MVP Blue Moon Odom tossed a three-hit shutout in a 5-0 A's win in Game 2. Campaneris had three hits, two runs and two steals but was suspended for the remainder of the playoffs by American League President Joe Cronin after the bat throwing incident. Joe Coleman blanked the A's 3-0 on seven hits in Game 3 and the Tigers won 4-3 in 10 innings in Game 4. The A's scored two runs in the top of the 10th for a 3-1 lead but the Tigers scored three times in the bottom of the 10th, including the game winning single by Jim Northrup. In Game 5, Vida Blue pitched four innings of shutout relief to pick up the save for Odom. Gene Tenace's two-out RBI single in the fourth inning scored George Hendrick with the winning run.

## FINAL STATISTICS

PLAYER	AVG	G	AB	R	H	TB	2B	3B	HR	RBI	SH	SF	HP	BB	IBB	SO	SB	CS	DP	E	SLG	OBP
Alou	.381	5	21	2	8	12	4	0	0	2	1	0	1	0	0	2	1	1	1	0	.571	.409
Bando	.200	5	20	0	4	4	0	0	0	0	2	0	0	0	0	3	0	0	0	0	.200	.200
Blue	.000	4	1	0	0	0	0	0	0	0	0	0	0	0	0	0	0	0	0	0	.000	.000
Campaneris	.429	2	7	3	3	3	0	0	0	0	0	0	1	1	0	0	2	0	0	0	.429	.556
Cullen	.000	2	1	0	0	0	0	0	0	0	0	0	0	0	0	0	0	0	0	0	.000	.000
Duncan	.000	2	2	0	0	0	0	0	0	0	0	0	0	1	0	1	0	0	0	0	.000	.333
Epstein	.188	5	16	1	3	6	0	0	1	1	0	0	1	4	0	5	1	0	0	0	.375	.381
Fingers	.000	3	1	0	0	0	0	0	0	0	0	0	0	0	0	0	0	0	0	0	.000	.000
Green	.125	5	8	0	1	2	1	0	0	0	0	0	0	0	0	0	0	0	1	0	.250	.125
Hegan	.000	3	1	1	0	0	0	0	0	0	0	0	0	0	0	0	0	0	0	0	.000	.000
Hendrick	.143	5	7	2	1	1	0	0	0	0	0	0	0	0	0	1	0	0	0	0	.143	.143
Holtzman	.000	1	1	0	0	0	0	0	0	0	0	0	0	0	0	1	0	0	0	0	.000	.000
Hunter	.167	2	6	0	1	1	0	0	0	0	0	0	0	0	0	2	0	0	0	0	.167	.167
Jackson	.278	5	18	1	5	6	1	0	0	2	0	0	0	1	0	6	2	0	0	1	.333	.316
Kubiak	.500	4	4	0	2	2	0	0	0	1	0	0	0	0	0	0	0	0	0	0	1.500	.500
Mangual	.000	3	3	0	0	0	0	0	0	0	0	0	0	0	0	1	0	0	0	0	.000	.000
Marquez	.667	3	3	1	2	2	0	0	0	1	0	0	0	0	0	0	0	0	0	0	.667	.667
Maxvill	.125	5	8	0	1	1	0	0	0	0	0	0	0	1	0	2	1	0	0	0	.125	.222
Mincher	.000	1	1	0	0	0	0	0	0	0	0	0	0	0	0	1	0	0	0	0	.000	.000
Odom	.250	3	4	0	1	2	1	0	0	0	1	0	0	0	0	1	0	0	0	0	.500	.250
Rudi	.250	5	20	1	5	6	1	0	0	2	0	1	0	1	0	4	0	0	0	0	.300	.273
Tenace	.059	5	17	1	1	1	0	0	0	1	0	0	0	3	0	5	0	1	0	1	.059	.200
<b>Totals</b>	<b>.224</b>	<b>5</b>	<b>170</b>	<b>13</b>	<b>38</b>	<b>49</b>	<b>8</b>	<b>0</b>	<b>1</b>	<b>10</b>	<b>4</b>	<b>1</b>	<b>3</b>	<b>12</b>	<b>0</b>	<b>35</b>	<b>7</b>	<b>2</b>	<b>2</b>	<b>3</b>	<b>.288</b>	<b>.285</b>

PITCHER	W	L	ERA	G	GS	CG	GF	SHO	SV	IP	H	R	ER	HR	HB	BB	IBB	SO	WP	BK	AVG
Blue	0	0	0.00	4	0	0	1	0	1	5.1	4	0	0	0	0	1	1	5	0	0	.200
Fingers	1	0	1.69	3	0	0	1	0	0	5.1	4	1	1	1	0	1	0	3	0	0	.250
Hamilton	0	0	0.00	1	0	0	1	0	0	0.0	1	0	0	0	0	1	0	0	0	0	1.000
Holtzman	0	1	4.50	1	1	0	0	0	0	4.0	4	2	2	0	0	2	0	2	0	0	.267
Horlen	0	1	INF	1	0	0	0	0	0	0.0	0	1	1	0	0	1	0	0	1	0	.000
Hunter	0	0	1.17	2	2	0	0	0	0	15.1	10	2	2	2	0	5	1	9	0	0	.185
Locker	0	0	13.50	2	0	0	1	0	0	2.0	4	3	3	1	0	0	0	1	0	0	.444
Odom	2	0	0.00	2	2	1	0	1	0	14.0	5	1	0	0	0	2	0	5	1	0	.109
<b>Totals</b>	<b>3</b>	<b>2</b>	<b>1.76</b>	<b>5</b>	<b>5</b>	<b>1</b>	<b>4</b>	<b>1</b>	<b>1</b>	<b>46.0</b>	<b>32</b>	<b>10</b>	<b>9</b>	<b>4</b>	<b>0</b>	<b>13</b>	<b>2</b>	<b>25</b>	<b>2</b>	<b>0</b>	<b>.198</b>

**Game 1 — October 7**  
Oakland 3, Detroit 2 (11)

**Game 2 — October 8**  
Oakland 5, Detroit 0

**Game 3 — October 10**  
Detroit 3, Oakland 0

Detroit	ab	r	h	bi
McAuliffe 2b	5	0	0	0
Kaline rf	5	1	1	1
Sims c	5	0	2	0
Cash 1b	3	1	1	1
Horton lf	3	0	0	0
G. Brown ph	1	0	0	0
Stanley cf	1	0	0	0
Northrup cf-lf	3	0	1	0
Rodriguez 3b	4	0	0	0
Brinkman ss	4	0	1	0
Lolich p	4	0	0	0
Seelbach p	0	0	0	0
<b>Totals</b>	<b>38</b>	<b>2</b>	<b>6</b>	<b>2</b>

Oakland	ab	r	h	bi
Campaneris ss	4	1	0	0
Alou rf	5	0	1	0
Rudi lf	4	0	0	1
Jackson cf	5	0	2	0
Bando 3b	4	0	2	0
Odom pr	0	0	0	0
Epstein 1b	3	0	2	0
Hegan pr	0	1	0	0
Tenace c	5	1	0	0
Green 2b	0	0	0	0
Mangual ph	1	0	0	0
Kubiak 2b	2	0	1	0
Hendrick ph	1	0	0	0
Maxvill 2b	0	0	0	0
Marquez ph	1	0	1	1
Hunter p	3	0	1	0
Blue p	0	0	0	0
Fingers p	1	0	0	0
<b>Totals</b>	<b>39</b>	<b>3</b>	<b>10</b>	<b>2</b>

Detroit	ab	r	h	bi
McAuliffe 2b	4	0	0	0
Kaline rf	4	0	1	0
Sims c	3	0	0	0
Cash 1b	3	0	1	0
Horton lf	3	0	0	0
Northrup cf	3	0	1	0
Taylor 2b	3	0	0	0
Rodriguez 3b	3	0	0	0
Fryman p	1	0	0	0
Zachary p	0	0	0	0
Scherman p	0	0	0	0
Haller ph	1	0	0	0
LaGrow p	0	0	0	0
Hiller p	0	0	0	0
G. Brown ph	1	0	0	0
<b>Totals</b>	<b>29</b>	<b>0</b>	<b>3</b>	<b>0</b>

Oakland	ab	r	h	bi
Campaneris ss	3	2	3	0
Maxvill pr-ss	0	0	0	0
Alou rf	4	1	1	1
Rudi lf	3	1	2	1
Jackson cf	4	0	1	2
Bando 3b	4	0	0	0
Epstein 1b	3	0	0	0
Hegan 1b	0	0	0	0
Tenace c	3	0	0	0
Green 2b	1	0	0	0
Hendrick ph	1	1	1	0
Kubiak 2b	1	0	0	0
Odom p	2	0	0	0
<b>Totals</b>	<b>29</b>	<b>5</b>	<b>8</b>	<b>4</b>

Detroit	000	000	000	0	3	1
Oakland	100	040	00x	5	8	0

Oakland	ab	r	h	bi
Alou rf	5	0	3	0
Maxvill ss	2	0	0	0
Duncan ph-c	1	0	0	0
Rudi lf	4	0	3	0
Jackson cf	4	0	0	0
Epstein 1b	4	0	0	0
Bando 3b	4	0	1	0
Tenace c-2b	2	0	0	0
Green 2b	1	0	0	0
Mincher ph	1	0	0	0
Kubiak 2b	0	0	0	0
Marquez ph	1	0	0	0
Cullen ss	1	0	0	0
Holtzman p	1	0	0	0
Mangual ph	1	0	0	0
Fingers p	0	0	0	0
Blue p	0	0	0	0
Hegan ph	1	0	0	0
Locker p	0	0	0	0
Hendrick ph	1	0	0	0
<b>Totals</b>	<b>34</b>	<b>0</b>	<b>7</b>	<b>0</b>

Detroit	ab	r	h	bi
Taylor 2b	4	0	0	0
Rodriguez 3b	4	0	0	0
Kaline rf	3	1	2	0
Freehan c	3	2	2	1
Horton lf	2	0	0	0
Northrup lf	1	0	0	0
Stanley cf	3	0	1	0
I. Brown 1b	2	0	1	2
Cash ph-1b	1	0	0	0
McAuliffe ss	3	0	1	0
Coleman p	2	0	1	0
<b>Totals</b>	<b>28</b>	<b>3</b>	<b>8</b>	<b>3</b>

One out when winning run scored.

Detroit	010	000	000	01	2	6	2
Oakland	001	000	000	02	3	10	1

E – McAuliffe, Kubiak, Kaline. DP – Detroit 1, Oakland 1. LOB – Detroit 6, Oakland 10. 2B – Brinkman, Sims. 3B – Sims. HR – Cash, Kaline. S – Bando, Cash. SF – Rudi.

Detroit	ip	h	r	er	bb	so
Lolich (L)	10.0	9	3	2	3	4
Seelbach	0.1	1	0	0	0	0
<b>Oakland</b>	<b>ip</b>	<b>h</b>	<b>r</b>	<b>er</b>	<b>bb</b>	<b>so</b>
Hunter	8.0	4	1	1	2	4
Blue	0.0	0	0	0	0	0
Fingers (W)	3.0	2	1	1	0	1

Hunter pitched to 1 batter in the 9th. Blue pitched to 1 batter in the 9th. Lolich pitched to 2 batters in the 11th. T – 3:09. A – 29,536  
Umpires – Flaherty, Chylak, Rice, Denkinger, Barnett, Frantz.

E – McAuliffe. DP – Detroit 1. LOB – Detroit 2, Oakland 4. 2B – Rudi, Jackson. SB – Campaneris 2. S – Odom.

Detroit	ip	h	r	er	bb	so
Fryman (L)	4.1	7	4	4	1	5
Zachary	0.0	0	1	1	1	0
Scherman	0.2	1	0	0	0	1
LaGrow	1.0	0	0	0	0	1
Hiller	2.0	0	0	0	0	1
<b>Oakland</b>	<b>ip</b>	<b>h</b>	<b>r</b>	<b>er</b>	<b>bb</b>	<b>so</b>
Odom (W)	9.0	3	0	0	0	2

Zachary pitched to 1 batter in the 5th. LaGrow pitched to 1 batter in the 7th. HBP – by LaGrow (Campaneris). WP – Zachary 2.  
T – 2:37. A – 31,088  
Umpires – Chylak, Rice, Frantz, Barnett, Denkinger, Flaherty.

Oakland	000	000	000	0	7	0
Detroit	000	200	01x	3	8	1

E – McAuliffe. DP – Oakland 3, Detroit 1. LOB – Oakland 10, Detroit 5. 2B – Alou 2, Freehan. HR – Freehan. SB – Alou, Maxvill. S – Freehan.

Oakland	ip	h	r	er	bb	so
Holtzman (L)	4.0	4	2	3	2	2
Fingers	1.2	2	0	0	1	1
Blue	0.1	0	0	0	0	0
Locker	2.0	2	1	1	0	1
<b>Detroit</b>	<b>ip</b>	<b>h</b>	<b>r</b>	<b>er</b>	<b>bb</b>	<b>so</b>
Coleman (W)	9.0	7	0	0	3	14

T – 2:27. A – 41,156  
Umpires – Rice, Denkinger, Chylak, Frantz, Flaherty and Barnett.

**Game 4 — October 11**  
**Detroit 4, Oakland 3 (10)**

**Game 5 — October 12**  
**Oakland 2, Detroit 1**

Oakland	ab	r	h	bi
Alou rf	5	1	2	1
Maxvill ss	2	0	1	0
Hendrick ph	1	0	0	0
Cullen ss	0	0	0	0
Mangual ph	1	0	0	0
Kubiak ss	1	0	1	1
Rudi lf	5	0	0	0
Jackson cf	5	0	2	0
Bando 3b	5	0	0	0
Epstein 1b	3	1	1	1
Tenace c-2b	4	0	0	0
Green 2b	2	0	1	0
Duncan ph-c	1	0	0	0
Hunter p	3	0	0	0
Fingers p	0	0	0	0
Blue p	0	0	0	0
Marquez ph	1	1	1	0
Locker p	0	0	0	0
Horlen p	0	0	0	0
Hamilton p	0	0	0	0
<b>Totals</b>	<b>39</b>	<b>3</b>	<b>9</b>	<b>3</b>

Detroit	ab	r	h	bi
McAuliffe ss	4	2	2	1
Kaline rf	3	1	1	0
Sims lf	3	0	1	0
Stanley cf	1	0	1	0
G. Brown ph	0	1	0	0
Freehan c	5	0	1	1
Cash 1b	4	0	1	1
Northrup cf-1f	5	0	1	1
Taylor 2b	4	0	2	0
Rodriguez 3b	2	0	0	0
Lolich p	3	0	0	0
Horton ph	1	0	0	0
Seelbach p	0	0	0	0
Hiller p	0	0	0	0
<b>Totals</b>	<b>35</b>	<b>4</b>	<b>10</b>	<b>4</b>

None out when winning run scored.

Oakland	000	000	100	2	3	9	2
Detroit	001	000	000	3	4	10	1

E – Jackson, Rodriguez, Tenace. **DP** – Oakland 1. **LOB** – Oakland 8, Detroit 11. **2B** – Sims, Green, Taylor 2, Alou 2. **HR** – McAuliffe, Epstein. **S** – Kaline.

Oakland	ip	h	r	er	bb	so
Hunter	7.1	6	1	1	3	5
Fingers	0.2	0	0	0	0	1
Blue	1.0	1	0	0	1	2
Locker	0.0	2	2	2	0	0
Horlen (L)	0.0	0	1	1	1	0
Hamilton	0.0	1	0	0	1	0
<b>Detroit</b>	<b>ip</b>	<b>h</b>	<b>r</b>	<b>er</b>	<b>bb</b>	<b>so</b>
Lolich	9.0	5	1	1	2	6
Seelbach	0.2	3	2	2	0	0
Hiller (W)	0.1	1	0	0	0	0

Locker pitched to two batters in the 10th.  
 Horlen pitched to two batters in the 10th.  
 Hamilton pitched to two batters in the 10th.

**WP** – Horlen

**T** – 3:04. **A** – 37,615

**Umpires** – Denkinger, Chylak, Rice, Flaherty, Barnett and Frantz.

Oakland	ab	r	h	bi
Alou rf	2	0	1	0
Maxvill ss	4	0	0	0
Rudi lf	4	0	0	0
Jackson cf	0	1	0	0
Hendrick cf	3	1	0	0
Bando 3b	3	0	1	0
Epstein 1b	3	0	0	0
Tenace c	3	0	1	1
Green 2b	4	0	0	0
Odom p	2	0	1	0
Blue p	1	0	0	0
<b>Totals</b>	<b>29</b>	<b>2</b>	<b>4</b>	<b>1</b>

Detroit	ab	r	h	bi
McAuliffe ss	4	1	1	0
Kaline rf	4	0	0	0
Sims lf	3	0	0	0
Freehan c	4	0	0	1
Cash 1b	4	0	1	0
Niekro ph	0	0	0	0
Northrup cf	2	0	2	0
Stanley ph	1	0	0	0
Taylor 2b	4	0	0	0
Rodriguez 3b	3	0	0	0
Fryman p	2	0	0	0
Horton ph	1	0	1	0
Knox pr	0	0	0	0
Hiller p	0	0	0	0
<b>Totals</b>	<b>32</b>	<b>1</b>	<b>5</b>	<b>1</b>

Oakland	010	100	000	2	4	0
Detroit	100	000	000	1	5	2

E – McAuliffe, Sims. **DP** – Detroit 1. **LOB** – Oakland 6, Detroit 6. **2B** – Odom. **SB** – Jackson 2, Epstein. **S** – Bando, Alou.

Oakland	ip	h	r	er	bb	so
Odom (W)	5.0	2	1	0	2	3
Blue (S)	4.0	3	0	0	0	3
<b>Detroit</b>	<b>ip</b>	<b>h</b>	<b>r</b>	<b>er</b>	<b>bb</b>	<b>so</b>
Fryman (L)	8.0	4	2	1	1	3
Hiller	1.0	0	0	0	1	0

**HBP** – by Fryman (Epstein, Alou). **WP** – Odom. **BK** – Fryman. **PB** – Tenace.

**T** – 2:48. **A** – 50,276

**Umpires** – Chylak, Rice, Barnett, Flaherty, Frantz and Denkinger.

# 1972 WORLD SERIES

The A's win their first World Championship in Oakland, the first for the Athletics franchise since 1930, defeating Cincinnati, 4 games to 3. Six of the seven games are decided by one run and Gene Tenace picks up the offensive slack for Reggie Jackson who misses the entire series after pulling a hamstring in the ALCS. Tenace hits .348 with four home runs and nine RBI in the seven games to earn World Series MVP honors.

Tenace homers in his first two at bats of the series, hitting a two-run homer in the second and a solo shot in the fifth to lead the A's to a 3-2 win in Game 1. Catfish Hunter tossed 8 2/3 innings of six-hit, one-run baseball in Game 2 before yielding to Rollie Fingers who got the final out in the A's 2-1 win. Joe Rudi homered and made a spectacular catch off the bat of Denis Menke in the ninth. After a rainout in Oakland, the Reds won Game 3, 1-0 on a combined three-hitter by Jack Billingham and Clay Carroll. In Game 4, the A's trailed 2-1 entering the bottom of the ninth before scoring twice on pinch hit RBI singles by Don Mincher and Angel Mangual to take a 3-1 lead in the series. The Reds scored once in the eighth and once in the ninth off Rollie Fingers to win Game 5, 5-4 and then won 8-1 in Game 6 to even the series at three games each. In Game 7, the score was tied at one after five innings when Tenace delivered a RBI double to give the A's the lead. Sal Bando followed with a RBI double and Rollie Fingers pitched two scoreless innings for the save.

## FINAL STATISTICS

PLAYER	AVG	G	AB	R	H	TB	2B	3B	HR	RBI	SH	SF	HP	BB	IBB	SO	SB	CS	DP	E	SLG	OBP
Alou	.042	7	24	0	1	1	0	0	0	0	1	0	0	3	1	0	1	0	0	1	.042	.148
Bando	.269	7	26	2	7	8	1	0	0	1	0	0	0	2	1	5	0	0	1	1	.308	.321
Blue	.000	4	1	0	0	0	0	0	0	0	0	0	0	2	0	1	0	0	0	0	.000	.667
Campaneris	.179	7	28	1	5	5	0	0	0	0	2	0	0	1	0	4	0	1	0	1	.179	.207
Duncan	.200	3	5	0	1	1	0	0	0	0	0	0	0	1	0	3	0	0	0	0	.200	.333
Epstein	.000	6	16	1	0	0	0	0	0	0	0	0	0	5	1	3	0	0	0	2	.000	.238
Fingers	.000	6	1	0	0	0	0	0	0	0	1	0	0	0	0	0	0	0	0	0	.000	.000
Green	.333	7	18	0	6	8	2	0	0	1	0	0	0	0	0	4	0	0	0	0	.444	.333
Hegan	.200	6	5	0	1	1	0	0	0	0	0	0	0	0	0	2	0	0	0	0	.200	.200
Hendrick	.133	5	15	3	2	2	0	0	0	0	1	0	0	1	0	2	0	0	1	0	.133	.188
Holtzman	.000	3	5	0	0	0	0	0	0	0	0	0	0	0	0	0	0	0	0	1	.000	.000
Hunter	.200	3	5	0	1	1	0	0	0	1	0	0	0	2	0	1	0	0	0	1	.200	.429
Kubiak	.333	4	3	0	1	1	0	0	0	0	0	0	0	0	0	0	0	0	0	0	.333	.333
Lewis	—	6	0	2	0	0	0	0	0	0	0	0	0	0	0	0	0	2	0	0	—	—
Mangual	.300	4	10	1	3	3	0	0	0	1	1	0	0	0	0	0	0	0	0	1	.300	.300
Marquez	.600	5	5	0	3	3	0	0	0	1	0	0	0	0	0	0	0	0	0	0	.600	.600
Mincher	1.000	3	1	0	1	1	0	0	0	1	0	0	0	0	0	0	0	0	0	0	1.000	1.000
Odom	.000	4	4	0	0	0	0	0	0	0	0	0	0	0	0	3	0	0	0	0	.000	.000
Rudi	.240	7	25	1	6	9	0	0	1	1	0	0	1	2	1	5	0	0	0	0	.360	.321
Tenace	.348	7	23	5	8	21	1	0	4	9	0	0	0	2	1	4	0	0	0	1	.913	.400
<b>Totals</b>	<b>.209</b>	<b>7</b>	<b>220</b>	<b>16</b>	<b>46</b>	<b>65</b>	<b>4</b>	<b>0</b>	<b>5</b>	<b>16</b>	<b>6</b>	<b>0</b>	<b>1</b>	<b>21</b>	<b>5</b>	<b>37</b>	<b>1</b>	<b>3</b>	<b>2</b>	<b>9</b>	<b>.295</b>	<b>.281</b>

PITCHER	W	L	ERA	G	GS	CG	GF	SHO	SV	IP	H	R	ER	HR	HB	BB	IBB	SO	WP	BK	AVG
Blue	0	1	4.15	4	1	0	1	0	1	8.2	8	4	4	1	0	5	1	5	1	0	.258
Fingers	1	1	1.74	6	0	0	4	0	2	10.1	4	2	2	0	1	4	2	11	1	0	.125
Hamilton	0	0	27.00	2	0	0	1	0	0	1.1	3	4	4	0	0	1	1	1	0	0	.500
Holtzman	1	0	2.13	3	2	0	0	0	0	12.2	11	3	3	0	0	3	1	4	0	0	.234
Horlen	0	0	6.75	1	0	0	1	0	0	1.1	2	1	1	0	0	2	1	1	1	0	.333
Hunter	2	0	2.81	3	2	0	0	0	0	16.0	12	5	5	2	0	6	2	11	1	0	.203
Locker	0	0	0.00	1	0	0	0	0	0	0.1	1	0	0	0	0	0	0	0	0	0	.500
Odom	0	1	1.59	2	2	0	0	0	0	11.1	5	2	2	0	0	6	0	13	0	0	.135
<b>Totals</b>	<b>4</b>	<b>3</b>	<b>3.05</b>	<b>7</b>	<b>7</b>	<b>0</b>	<b>7</b>	<b>0</b>	<b>3</b>	<b>62.0</b>	<b>46</b>	<b>21</b>	<b>21</b>	<b>3</b>	<b>1</b>	<b>27</b>	<b>8</b>	<b>46</b>	<b>4</b>	<b>0</b>	<b>.209</b>

**Game 1 — October 14**  
Oakland 3, Cincinnati 2

**Game 2 — October 15**  
Oakland 2, Cincinnati 1

**Game 3 — October 18**  
Cincinnati 1, Oakland 0

Oakland	ab	r	h	bi
Campaneris ss	3	0	2	0
Rudi lf	4	0	0	0
Alou rf	3	0	0	0
Epstein 1b	3	0	0	0
Lewis pr	0	0	0	0
Hegan 1b	0	0	0	0
Bando 3b	4	0	0	0
Hendrick cf	2	1	0	0
Tenace c	3	2	2	3
Green 2b	2	0	0	0
Marquez ph	1	0	0	0
Kubiak 2b	0	0	0	0
Holtzman p	2	0	0	0
Fingers p	0	0	0	0
Blue p	0	0	0	0
<b>Totals</b>	<b>27</b>	<b>3</b>	<b>4</b>	<b>3</b>

Cincinnati	ab	r	h	bi
Rice lf	4	0	0	0
Morgan 2b	3	0	0	0
Tolan cf	4	0	1	0
Bench c	3	2	2	0
Perez 1b	4	0	2	0
Menke 3b	3	0	0	1
Geronimo rf	3	0	0	0
McRae ph	1	0	1	0
Foster pr	0	0	0	0
Concepcion ss	2	0	1	1
Nolan p	2	0	0	0
Borbon p	0	0	0	0
Uhlaender ph	1	0	0	0
Carroll p	0	0	0	0
Javier ph	1	0	0	0
<b>Totals</b>	<b>31</b>	<b>2</b>	<b>7</b>	<b>2</b>

Oakland	020	010	000	3	4	0
Cincinnati	010	100	000	2	7	0

**DP** – Cincinnati 1. **LOB** – Oakland 2, Cincinnati 8. **2B** – Bench. **HR** – Tenace 2. **CS** – Campaneris, Lewis, Tolan, Concepcion. **S** – Campaneris, Concepcion.

Oakland	ip	h	r	er	bb	so
Holtzman (W)	5.0	5	2	2	3	3
Fingers	1.2	1	0	0	1	3
Blue (S)	2.1	1	0	0	1	1
Cincinnati	ip	h	r	er	bb	so
Nolan (L)	6.0	4	3	3	2	0
Borbon	1.0	0	0	0	0	0
Carroll	2.0	0	0	0	2	1

Holtzman pitched to one batter in the 6th.  
**WP** – Blue. **T** – 2:18. **A** – 52,918  
**Umpires** – Pelekoudas, Honochick, Steiner, Umont, Engel, Haller.

Oakland	ab	r	h	bi
Campaneris ss	5	0	1	0
Alou rf	4	0	1	0
Rudi lf	3	1	2	1
Epstein 1b	2	0	0	0
Lewis pr	0	0	0	0
Hegan 1b	1	0	0	0
Bando 3b	4	0	1	0
Hendrick cf	4	1	1	0
Tenace c	4	0	0	0
Green 2b	4	0	2	0
Hunter p	3	0	1	1
Fingers p	0	0	0	0
<b>Totals</b>	<b>34</b>	<b>2</b>	<b>9</b>	<b>2</b>

Cincinnati	ab	r	h	bi
Rose lf	4	0	1	0
Morgan 2b	4	0	0	0
Tolan cf	4	0	0	0
Bench c	3	0	1	0
Perez 1b	3	1	2	0
Menke 3b	4	0	0	0
Geronimo rf	4	0	0	0
Chaney ss	2	0	0	0
McRae ph	1	0	1	1
Concepcion pr	0	0	0	0
Grimsley p	1	0	0	0
Uhlaender ph	1	0	1	0
Borbon p	0	0	0	0
Hague ph	1	0	0	0
Hall p	0	0	0	0
Javier ph	1	0	0	0
<b>Totals</b>	<b>33</b>	<b>1</b>	<b>6</b>	<b>1</b>

Oakland	011	000	000	2	9	2
Cincinnati	000	000	001	1	6	0

**E** – Epstein, Hunter. **DP** – Oakland 1, Cincinnati 1. **LOB** – Oakland 8, Cincinnati 8. **2B** – Uhlaender. **HR** – Rudi. **SB** – Morgan, Alou. **CS** – Lewis.

Oakland	ip	h	r	er	bb	so
Hunter (W)	8.2	6	1	1	3	6
Fingers (S)	0.1	0	0	0	0	0
Cincinnati	ip	h	r	er	bb	so
Grimsley (L)	5.0	6	2	2	0	1
Borbon	2.0	0	0	0	1	4
Hall	2.0	3	0	0	2	2

**T** – 2:26. **A** – 53,224  
**Umpires** – Honochick, Steiner, Umont, Engel, Haller and Pelekoudas.

Cincinnati	ab	r	h	bi
Rose lf	3	0	0	0
Morgan 2b	3	0	0	0
Tolan cf	4	0	1	0
Bench c	4	0	0	0
Perez 1b	3	1	1	0
Menke 3b	2	0	1	0
Geronimo rf	4	0	1	1
Chaney ss	4	0	0	0
Billingham p	4	0	0	0
Carroll p	0	0	0	0
<b>Totals</b>	<b>31</b>	<b>1</b>	<b>4</b>	<b>1</b>

Oakland	ab	r	h	bi
Campaneris ss	3	0	0	0
Alou rf	3	0	0	0
Rudi lf	4	0	1	0
Epstein 1b	2	0	0	0
Bando 3b	4	0	0	0
Hendrick cf	4	0	0	0
Tenace c	3	0	0	0
Green 2b	2	0	1	0
Marquez ph	1	0	1	0
Lewis pr	0	0	0	0
Kubiak 2b	0	0	0	0
Odum p	2	0	0	0
Hegan ph	1	0	0	0
Blue p	0	0	0	0
Fingers p	0	0	0	0
<b>Totals</b>	<b>29</b>	<b>0</b>	<b>3</b>	<b>0</b>

Cincinnati	000	000	100	1	4	2
Oakland	000	000	000	0	3	2

**E** – Morgan, Bench, Epstein, Tenace. **DP** – Cincinnati 1. **LOB** – Cincinnati 8, Oakland 6. **SB** – Rose, Geronimo, Tolan. **S** – Alou, Menke.

Cincinnati	ip	h	r	er	bb	so
Billingham (W)	8.0	3	0	0	3	7
Carroll (S)	1.0	0	0	0	0	0
Oakland	ip	h	r	er	bb	so
Odum (L)	7.0	3	1	1	2	11
Blue	0.1	1	0	0	1	0
Fingers	1.2	0	0	0	1	3

**T** – 2:46. **A** – 49,410  
**Umpires** – Steiner, Umont, Engel, Haller, Pelekoudas and Honochick.

**Game 4 — October 19**  
Oakland 3, Cincinnati 2

Cincinnati	ab	r	h	bi
Rose lf	4	0	0	0
Morgan 2b	3	1	0	0
Tolan cf	4	0	1	2
Bench c	4	0	2	0
Perez 1b	4	0	2	0
McRae rf	4	0	1	0
Geronimo rf	0	0	0	0
Menke 3b	4	0	0	0
Concepcion ss	3	1	1	0
Gullett p	2	0	0	0
Javier ph	0	0	0	0
Borbon p	0	0	0	0
Carroll p	0	0	0	0
<b>Totals</b>	<b>32</b>	<b>2</b>	<b>7</b>	<b>2</b>

Oakland	ab	r	h	bi
Campaneris ss	4	0	0	0
Alou rf	3	0	0	0
Rudi lf	4	0	2	0
Bando 3b	3	0	2	0
Epstein 1b	3	0	0	0
Hegan 1b	1	0	0	0
Hendrick cf	3	0	0	0
Marquez ph	1	0	1	0
Lewis pr	0	1	0	0
Tenace c	4	2	2	1
Green 2b	3	0	1	0
Mincher ph	1	0	1	1
Odum pr	0	0	0	0
Holtzman p	3	0	0	0
Blue p	0	0	0	0
Fingers p	0	0	0	0
Mangual ph	1	0	1	1
<b>Totals</b>	<b>34</b>	<b>3</b>	<b>10</b>	<b>3</b>

Cincinnati	000	000	020	2	7	1
Oakland	000	010	002	3	10	1

**E** – Perez, Holtzman. **DP** – Cincinnati 1, Oakland 1. **LOB** – Cincinnati 5, Oakland 8. **2B** – Green, Tolan. **HR** – Tenace. **SB** – Bench. **CS** – Perez. **S** – Javier.

Cincinnati	ip	h	r	er	bb	so
Gullett	7.0	5	1	1	1	2
Borbon	1.1	2	1	1	0	0
Carroll (L)	0.0	3	1	1	0	0
Oakland	ip	h	r	er	bb	so
Holtzman	7.2	5	1	1	0	1
Blue	0.1	2	1	1	1	0
Fingers (W)	1.0	0	0	0	0	1

Blue pitched to one batter in the 9th. Carroll pitched to three batters in the 9th.  
**T** – 2:06. **A** – 49,410  
**Umpires** – Umont, Engel, Haller, Pelekoudas, Honochick and Steiner.

**Game 5 — October 20**  
Cincinnati 5, Oakland 4

Cincinnati	ab	r	h	bi
Rose lf	5	1	3	2
Morgan 2b	3	2	0	0
Tolan cf	4	0	2	2
Bench c	4	0	0	0
Perez 1b	4	0	1	0
Menke 3b	3	1	1	1
Geronimo rf	4	1	1	0
Chaney ss	1	0	0	0
Hague ph	1	0	0	0
Carroll p	0	0	0	0
Grimsley p	0	0	0	0
Billingham p	0	0	0	0
McGlothlin p	1	0	0	0
Borbon p	0	0	0	0
Uhlaender ph	1	0	0	0
Hall p	0	0	0	0
Concepcion ph-ss	2	0	0	0
<b>Totals</b>	<b>33</b>	<b>5</b>	<b>8</b>	<b>5</b>

Oakland	ab	r	h	bi
Campaneris ss	5	0	0	0
Alou rf	4	0	0	0
Rudi lf	3	0	0	0
Epstein 1b	2	1	0	0
Hegan 1b	1	0	1	0
Bando 3b	3	1	1	0
Hendrick cf	2	1	1	0
Mangual ph-cf	1	0	0	0
Tenace c	2	1	1	3
Odum pr	0	0	0	0
Green 2b	1	0	0	0
Marquez ph	1	0	1	1
Lewis pr	0	0	0	0
Kubiak 2b	2	0	1	0
Hunter p	2	0	0	0
Fingers p	0	0	0	0
Hamilton p	0	0	0	0
Duncan ph	1	0	1	0
<b>Totals</b>	<b>30</b>	<b>4</b>	<b>7</b>	<b>4</b>

Cincinnati	100	110	011	5	8	0
Oakland	030	100	000	4	7	2

**E** – Alou, Bando. **DP** – Cincinnati 1, Oakland 1. **LOB** – Cincinnati 6, Oakland 6. **2B** – Perez. **HR** – Rose, Tenace, Menke. **SB** – Tolan 2, Morgan. **S** – Menke, Hendrick, Fingers, Grimsley.

Cincinnati	ip	h	r	er	bb	so
McGlothlin	3.0	2	4	4	2	3
Borbon	1.0	1	0	0	1	0
Hall	2.0	0	0	0	0	1
Carroll	1.2	3	0	0	0	1
Grimsley (W)	0.2	0	0	0	1	0
Billingham (S)	0.2	1	0	0	0	0
Oakland	ip	h	r	er	bb	so
Hunter	4.2	5	3	3	2	2
Fingers (L)	3.2	3	2	2	1	4
Hamilton	0.2	0	0	0	0	0

McGlothlin pitched to two batters in the 4th.  
**WP** – Fingers. **HBP** – Rudi (by McGlothlin)  
**T** – 2:26. **A** – 49,410  
**Umpires** – Engel, Haller, Pelekoudas, Honochick and Steiner and Umont.

**Game 6 — October 21**  
Cincinnati 8, Oakland 1

Oakland	ab	r	h	bi
Campaneris ss	4	0	0	0
Alou rf	4	0	0	0
Rudi lf	4	0	1	0
Epstein 1b	4	0	0	0
Bando 3b	4	1	2	0
Mangual cf	4	0	2	0
Tenace c	4	0	1	0
Green 2b	2	0	1	1
Marquez ph	1	0	0	0
Kubiak 2b	1	0	0	0
Blue p	1	0	0	0
Locker p	0	0	0	0
Duncan ph	1	0	0	0
Hamilton p	0	0	0	0
Horlen p	0	0	0	0
<b>Totals</b>	<b>34</b>	<b>1</b>	<b>7</b>	<b>1</b>

Cincinnati	ab	r	h	bi
Rose lf	3	1	0	0
Morgan 2b	5	1	2	1
Tolan cf	4	2	2	2
Bench c	2	2	1	1
Perez 1b	3	0	1	1
McRae ph	3	1	1	0
Geronimo rf	1	0	1	2
Menke 3b	4	0	0	0
Concepcion ss	3	1	2	1
Nolan p	1	0	0	0
Grimsley p	1	0	0	0
Borbon p	0	0	0	0
Hall p	2	0	0	0
<b>Totals</b>	<b>32</b>	<b>8</b>	<b>10</b>	<b>8</b>

Oakland	000	010	000	1	7	1
Cincinnati	000	111	50x	8	10	0

**E** – Mangual. **LOB** – Oakland 7, Cincinnati 6. **2B** – Morgan, Green, McRae. **3B** – Concepcion. **HR** – Bench. **SB** – Tolan, Concepcion 2. **CS** – Rose. **SF** – Concepcion.

Oakland	ip	h	r	er	bb	so
Blue (L)	5.2	4	3	3	2	4
Locker	0.1	1	0	0	0	0
Hamilton	0.2	3	4	4	1	1
Horlen	1.1	2	1	1	2	1
Cincinnati	ip	h	r	er	bb	so
Nolan	4.2	3	1	1	0	3
Grimsley (W)	1.0	1	0	0	1	0
Borbon	1.0	1	0	0	0	0
Hall (S)	2.1	2	0	0	0	1

**WP** – Horlen.  
**T** – 2:21. **A** – 52,737  
**Umpires** – Haller, Pelekoudas, Honochick, Steiner, Umont and Engel.

**Game 7 — October 22**



Oakland 3, Cincinnati 2

Oakland	ab	r	h	bi
Campaneris ss	4	1	2	0
Mangual cf	4	1	0	0
Rudi lf	3	0	0	0
Tenace 1b	3	0	2	2
Lewis pr	0	1	0	0
Hegan 1b	1	0	0	0
Bando 3b	4	0	1	1
Alou rf	3	0	0	0
Duncan c	3	0	0	0
Green 2b	4	0	1	0
Odom p	2	0	0	0
Hunter p	0	0	0	0
Holtzman p	0	0	0	0
Fingers p	1	0	0	0
<b>Totals</b>	<b>32</b>	<b>3</b>	<b>6</b>	<b>3</b>

Cincinnati	ab	r	h	bi
Rose lf	5	1	2	0
Morgan 2b	3	0	1	0
Tolan cf	2	0	0	0
Foster rf	0	0	0	0
Hague ph-rf	1	0	0	0
Bench c	3	0	0	0
Perez 1b	2	1	1	1
Menke 3b	4	0	0	0
Geronimo rf-cf	3	0	0	0
Concepcion ss	3	0	0	0
Billingham p	1	0	0	0
McRae ph	0	0	0	1
Borbon p	0	0	0	0
Carroll p	0	0	0	0
Grimsley p	0	0	0	0
Uhlaender ph	1	0	0	0
Hall p	0	0	0	0
Chaney ph	0	0	0	0
<b>Totals</b>	<b>28</b>	<b>2</b>	<b>4</b>	<b>2</b>

Oakland	100	002	000	3	6	1
Cincinnati	000	010	010	2	4	2

E – Campaneris, Tolan, Concepcion. **DP** – Oakland 1. **LOB** – Oakland 8, Cincinnati 8. **2B** – Perez, Tenace, Bando, Morgan. **SB** – Bench. **S** – Mangual, Campaneris. **CS** – Duncan, Morgan. **SF** – McRae, Perez.

Oakland	ip	h	r	er	bb	so
Odom	4.1	2	1	1	4	2
Hunter (W)	2.2	1	1	1	1	3
Holtzman	0.0	1	0	0	0	0
Fingers (S)	2.0	0	0	0	1	0
Cincinnati	ip	h	r	er	bb	so
Billingham	5.0	2	1	0	1	4
Borbon (L)	0.2	3	2	2	0	0
Carroll	1.0	0	0	0	2	1
Grimsley	0.1	0	0	0	1	1
Hall	2.0	1	0	0	0	3

Hunter pitched to one batter in the 8th.  
Holtzman pitched to one batter in the 8th.  
**WP** – Hunter. **HPB** – by Fingers (Chaney).  
**T** – 2:50. **A** – 56,040

**Umpires** – Pelekoudas, Honochick, Steiner, Umont, Engel and Haller.

# 1973 ALCS

The A's won their second consecutive American League Pennant, defeating Baltimore 3 games to 2. It was the second consecutive year that the ALCS had gone the maximum five games after having been decided in three games each year previously. In a rematch of the 1971 ALCS, it was pitching again that was the key, this time for the A's. Five of the six A's pitchers had ERA's under 2.00 for the series.

Jim Palmer tossed a five-hit shutout to defeat the A's 6-0 in Game 1 but the A's evened the series with a 6-3 win in Game 2. Sal Bando homered twice off Dave McNally and Campy Campaneris and Joe Rudi also homered for the A's. The A's won Game 3, 2-1 in 11 innings as both Ken Holtzman and Mike Cuellar went the distance. Holtzman allowed just three hits and Cuellar had allowed just three before Campaneris homered to lead off the bottom of the 11th. The A's appeared to have the series locked up in Game 4 as they had a 4-0 lead after six innings. Baltimore then scored four times off Vida Blue in the seventh and once off losing pitcher Rollie Fingers in the eighth for a 5-4 win. ALCS MVP Catfish Hunter then tossed a five-hit shutout in Game 5 as the A's won 3-0 to clinch the series.

## FINAL STATISTICS

PLAYER	AVG	G	AB	R	H	TB	2B	3B	HR	RBI	SH	SF	HP	BB	IBB	SO	SB	CS	DP	E	SLG	OBP
Alou	.333	4	6	0	2	2	0	0	0	1	0	0	0	0	0	1	0	0	0	0	.333	.333
Andrews	.000	2	1	0	0	0	0	0	0	0	1	0	0	0	0	0	0	0	0	0	.000	.000
Bando	.167	5	18	2	3	9	0	0	2	3	0	0	1	3	0	6	0	0	0	0	.500	.318
Bourque	.000	2	1	0	0	0	0	0	0	0	0	0	0	2	1	1	0	0	0	0	.000	.667
Campaneris	.333	5	21	3	7	14	1	0	2	3	0	0	2	0	2	3	0	0	2	.667	.391	
Conigliaro	.000	1	4	0	0	0	0	0	0	0	0	0	0	0	0	2	0	0	0	0	.000	.000
Davalillo	.625	4	8	2	5	8	1	1	0	1	0	0	0	1	1	0	0	0	1	1	1.000	.667
Fosse	.091	5	11	2	1	2	1	0	0	3	1	1	0	2	0	2	0	0	0	0	.182	.214
Green	.077	5	13	0	1	2	1	0	0	1	1	0	0	0	0	4	0	0	0	1	.154	.077
Jackson	.143	5	21	0	3	3	0	0	0	0	0	0	0	0	0	6	0	1	0	0	.143	.143
Johnson	.100	4	10	0	1	1	0	0	0	0	0	0	0	2	0	6	0	0	0	0	.100	.250
Kubiak	.000	3	2	0	0	0	0	0	0	0	0	0	0	0	0	1	0	0	1	0	.000	.000
Lewis	—	2	0	1	0	0	0	0	0	0	0	0	0	0	0	0	0	0	0	0	—	—
Mangual	.111	3	9	1	1	1	0	0	0	0	0	0	0	0	3	0	0	0	0	0	.111	.111
Rudi	.222	5	18	1	4	7	0	0	1	3	1	0	0	3	1	1	0	0	0	0	.389	.333
Tenace	.235	5	17	3	4	5	1	0	0	0	0	0	1	2	0	4	0	0	0	0	.294	.350
<b>Totals</b>	<b>.200</b>	<b>5</b>	<b>160</b>	<b>15</b>	<b>32</b>	<b>54</b>	<b>5</b>	<b>1</b>	<b>5</b>	<b>15</b>	<b>4</b>	<b>1</b>	<b>2</b>	<b>17</b>	<b>3</b>	<b>39</b>	<b>3</b>	<b>1</b>	<b>2</b>	<b>4</b>	<b>.338</b>	<b>.283</b>

PITCHER	W	L	ERA	G	GS	CG	GF	SHO	SV	IP	H	R	ER	HR	HB	BB	IBB	SO	WP	BK	AVG
Blue	0	1	10.29	2	2	0	0	0	0	7.0	8	8	8	1	0	5	0	3	1	0	.286
Fingers	0	1	1.93	3	0	0	3	0	1	4.2	4	1	1	1	0	2	0	4	0	0	.250
Holtzman	1	0	0.82	1	1	1	0	0	0	11.0	3	1	1	1	0	1	0	7	0	0	.081
Hunter	2	0	1.65	2	2	1	0	1	0	16.1	12	3	3	0	1	5	1	6	0	0	.200
Odom	0	0	1.80	1	0	0	0	0	0	5.0	6	2	1	0	0	2	0	4	0	0	.286
Pina	0	0	0.00	1	0	0	0	0	0	2.0	3	0	0	0	1	1	0	1	0	0	.333
<b>Totals</b>	<b>3</b>	<b>2</b>	<b>2.74</b>	<b>5</b>	<b>5</b>	<b>2</b>	<b>3</b>	<b>1</b>	<b>1</b>	<b>46.0</b>	<b>36</b>	<b>15</b>	<b>14</b>	<b>3</b>	<b>2</b>	<b>16</b>	<b>1</b>	<b>25</b>	<b>1</b>	<b>0</b>	<b>.211</b>

**Game 1 — October 6**  
Baltimore 6, Oakland 0

**Game 2 — October 7**  
Oakland 6, Baltimore 3

**Game 3 — October 9**  
Oakland 2, Baltimore 1 (11)

Oakland	ab	r	h	bi
Campaneris ss	3	0	1	0
Rudi lf	2	0	0	0
Bando 3b	3	0	0	0
Jackson rf	4	0	1	0
Johnson dh	2	0	0	0
Borque dh	1	0	0	0
Tenace 1b-c	4	0	1	0
Mangual cf	4	0	0	0
Fosse c	2	0	0	0
Davalillo ph-1b	2	0	2	0
Green 2b	2	0	0	0
Alou ph	1	0	0	0
Kubiak 2b	1	0	0	0
Blue p	0	0	0	0
Pina p	0	0	0	0
Odum p	0	0	0	0
Fingers p	0	0	0	0
<b>Totals</b>	<b>31</b>	<b>0</b>	<b>5</b>	<b>0</b>

Baltimore	ab	r	h	bi
Rettenmund rf	4	1	1	0
Grich 2b	5	0	0	0
Blair cf	4	2	1	0
Davis dh	5	1	3	1
Baylor lf	3	2	2	1
Robinson 3b	5	0	0	0
Williams 1b	4	0	2	2
Etchebarren c	3	0	2	1
Belanger ss	3	0	1	1
Palmer p	0	0	0	0
<b>Totals</b>	<b>36</b>	<b>6</b>	<b>12</b>	<b>6</b>

Oakland	000	000	000	0	5	1
Baltimore	400	000	11x	6	12	0

**E** – Campaneris. **DP** – Oakland 1, Baltimore 1. **LOB** – Oakland 9, Baltimore 12. **2B** – Davis, Williams, Davalillo. **SB** – Campaneris.

Oakland	ip	h	r	er	bb	so
Blue (L)	0.2	3	4	4	2	2
Pina	2.0	3	0	0	1	1
Odum	5.0	6	2	1	2	4
Fingers	0.1	0	0	0	0	0
Baltimore	ip	h	r	er	bb	so
Palmer (W)	9.0	5	0	0	5	12

**HBP** – by Pina (Etchebarren). **WP** – Blue. **T** – 2:51. **A** – 41,279  
**Umpires** – Chylak, Haller, Maloney, Odum, Anthony and McCoy.

Oakland	ab	r	h	bi
Campaneris ss	5	2	3	2
Rudi lf	4	1	2	1
Bando 3b	4	2	2	3
Jackson rf	5	0	0	0
Tenace 1b	3	0	0	0
Johnson dh	4	0	1	0
Mangual cf	4	1	1	0
Fosse c	3	0	0	0
Green 2b	4	0	0	0
Hunter p	0	0	0	0
Fingers p	0	0	0	0
<b>Totals</b>	<b>36</b>	<b>6</b>	<b>9</b>	<b>6</b>

Baltimore	ab	r	h	bi
Bumby lf	4	1	0	0
Coggins rf-cf	5	1	2	0
Davis dh	5	0	2	1
Powell 1b	4	1	0	0
Williams c	4	0	2	1
Blair cf	3	0	0	0
Crowley ph-rf	1	0	0	0
Robinson 3b	3	0	1	1
Hood pr	0	0	0	0
Baker ss	0	0	0	0
Grich 2b	2	0	0	0
Belanger ss	3	0	1	0
Baylor ph	1	0	0	0
Brown 3b	0	0	0	0
McNally p	0	0	0	0
Reynolds p	0	0	0	0
G. Jackson p	0	0	0	0
<b>Totals</b>	<b>35</b>	<b>3</b>	<b>8</b>	<b>3</b>

Oakland	100	002	021	6	9	0
Baltimore	100	001	010	3	8	0

**LOB** – Oakland 7, Baltimore 9. **2B** – Williams. **HR** – Campaneris, Rudi, Bando 2. **SB** – Campaneris 2. **S** – Fosse.

Oakland	ip	h	r	er	bb	so
Hunter (W)	7.1	7	3	3	3	5
Fingers (S)	1.2	1	0	0	1	1
Baltimore	ip	h	r	er	bb	so
McNally (L)	7.2	7	5	5	2	7
Reynolds	1.0	2	1	1	1	2
G. Jackson	0.1	0	0	0	0	0

**WP** – McNally. **PB** – Williams. **T** – 2:42. **A** – 48,425  
**Umpires** – Haller, Chylak, Maloney, Odum, Anthony and McCoy.

Baltimore	ab	r	h	bi
Rettenmund rf	5	0	0	0
Grich 2b	5	0	1	0
Blair cf	4	0	1	0
Davis dh	3	0	0	0
Baylor lf	4	0	0	0
Robinson 3b	4	0	0	0
Williams 1b	4	1	1	1
Etchebarren c	4	0	0	0
Bellanger ss	4	0	0	0
Cuellar p	0	0	0	0
<b>Totals</b>	<b>37</b>	<b>1</b>	<b>3</b>	<b>1</b>

Oakland	ab	r	h	bi
Campaneris ss	5	1	1	1
Rudi lf	4	0	1	1
Bando 3b	4	0	0	0
Jackson rf	4	0	0	0
Tenace 1b-c	4	0	1	0
Johnson dh	2	0	0	0
Conigliaro cf	4	0	0	0
Fosse c	1	0	0	0
Alou ph	1	0	1	0
Lewis pr	0	1	0	0
Davalillo 1b	1	0	0	0
Green 2b	2	0	0	0
Andrews ph	0	0	0	0
Kubiak 2b	1	0	0	0
Holtzman p	0	0	0	0
<b>Totals</b>	<b>33</b>	<b>2</b>	<b>4</b>	<b>2</b>

Baltimore	010	000	000	00	1	3	0
Oakland	000	000	010	01	2	4	3

None out when winning run scored.  
**E** – Green 2, Davalillo. **DP** – Oakland 1. **LOB** – Baltimore 4, Oakland 5. **HR** – Williams, Campaneris. **S** – Andrews.

Baltimore	ip	h	r	er	bb	so
Cuellar (L)	10.0	4	2	2	3	11
Oakland	ip	h	r	er	bb	so
Holtzman (W)	11.0	3	1	1	1	7

Cuellar pitched to one batter in the 11th.  
**T** – 2:23. **A** – 34,367  
**Umpires** – Maloney, Haller, Anthony, Chylak, McCoy and Odum.

**Game 4 — October 10**  
**Baltimore 5, Oakland 4**

**Game 5 — October 11**  
**Oakland 3, Baltimore 0**

Baltimore	ab	r	h	bi	Baltimore	ab	r	h	bi
Rettenmund rf	2	0	0	0	Bumbry lf	3	0	0	0
Grich 2b	4	1	1	1	Coggins rf	4	0	2	0
Blair cf	4	0	1	0	Davis dh	4	0	0	0
Davis dh	4	0	1	0	Williams 1b	3	0	0	0
Williams 1b	3	1	0	0	Blair cf	3	0	0	0
Baylor lf	3	1	1	0	Robinson 3b	4	0	2	0
Robinson 3b	4	1	2	1	Grich 2b	4	0	0	0
Etchebarren c	4	1	2	3	Etchebarren c	3	0	1	0
Belanger ss	4	0	0	0	Belanger ss	2	0	0	0
Palmer p	0	0	0	0	Crowley ph	1	0	0	0
Reynolds p	0	0	0	0	Baker ss	0	0	0	0
Watt p	0	0	0	0	Alexander p	0	0	0	0
G. Jackson p	0	0	0	0	Palmer p	0	0	0	0
<b>Totals</b>	<b>32</b>	<b>5</b>	<b>8</b>	<b>5</b>	<b>Totals</b>	<b>31</b>	<b>0</b>	<b>5</b>	<b>0</b>

Oakland	ab	r	h	bi	Oakland	ab	r	h	bi
Campaneris ss	4	0	1	0	Campaneris ss	4	0	1	0
Rudi lf	4	0	0	0	Rudi lf	4	0	1	1
Bando 3b	3	0	0	0	Bando 3b	4	0	1	0
Jackson rf	4	0	1	0	Jackson cf	4	0	1	0
Tenace 1b-c	3	2	1	0	Tenace 1b	3	1	1	0
Davalillo cf	3	1	2	0	Davalillo cf	2	1	1	1
Mangual ph-cf	1	0	0	0	Alou dh	3	0	1	1
Johnson dh	2	0	0	0	Fosse c	3	1	0	0
Borque dh	0	0	0	0	Green 2b	2	0	0	0
Andrews dh-1b	1	0	0	0	Hunter p	0	0	0	0
Fosse c	2	1	1	3	<b>Totals</b>	<b>29</b>	<b>3</b>	<b>7</b>	<b>3</b>
Lewis pr	0	0	0	0					
Kubiak 2b	0	0	0	0	Baltimore	000	000	000	0 5 2
Green 2b	3	0	1	1	Oakland	001	200	00x	3 7 0
Alou ph	1	0	0	0					
Fingers p	0	0	0	0					
Blue p	0	0	0	0					
<b>Totals</b>	<b>31</b>	<b>4</b>	<b>7</b>	<b>4</b>					

Baltimore	000	000	000	0	5	2
Oakland	001	200	00x	3	7	0

E — Robinson, Bumbry. DP — Baltimore  
 1. LOB — Baltimore 7, Oakland 5. 2B —  
 Etchebarren, Coggins, Campaneris, Robin-  
 son. 3B — Davalillo. SB — Bumbry. S — Green.

Baltimore	000	000	410	5	7	0
Oakland	030	001	000	4	8	0

DP — Oakland 2. LOB — Baltimore 4, Oakland  
 8. 2B — Tenace, Fosse, Green, Robinson. HR  
 — Etchebarren, Grich. S — Rudi. SF — Fosse.

<b>Baltimore</b>	<b>ip</b>	<b>h</b>	<b>r</b>	<b>er</b>	<b>bb</b>	<b>so</b>
Alexander (L)	3.2	5	3	2	0	1
Palmer	4.1	2	0	0	1	1
<b>Oakland</b>	<b>ip</b>	<b>h</b>	<b>r</b>	<b>er</b>	<b>bb</b>	<b>so</b>
Hunter (W)	9.0	5	0	0	2	1

<b>Baltimore</b>	<b>ip</b>	<b>h</b>	<b>r</b>	<b>er</b>	<b>bb</b>	<b>so</b>
Palmer	1.1	4	3	3	2	2
Reynolds	4.2	3	1	1	2	3
Watt	0.1	0	0	0	0	0
G. Jackson (W)	2.2	0	0	0	1	0
<b>Oakland</b>	<b>ip</b>	<b>h</b>	<b>r</b>	<b>er</b>	<b>bb</b>	<b>so</b>
Blue	6.1	5	4	4	3	1
Fingers (L)	2.2	3	1	1	1	3

HBP — by Hunter (Blair), by Alexander (Te-  
 nace).  
 T — 2:11. A — 24,265  
**Umpires** — Haller, Chylak, Maloney, Odom,  
 Anthony and McCoy.

HBP — by Watt (Bando).  
 T — 2:31. A — 27,497  
**Umpires** — Chylak, Haller, Maloney, Odom,  
 Anthony and McCoy.

# 1973 WORLD SERIES

The A's win their second consecutive World Championship, winning Games 6 and 7 to defeat the New York Mets, 4 games to 3. Reggie Jackson was named MVP of the series after hitting .310 with a home run and six RBI and Ken Holtzman was the winning pitcher in two of the A's four victories. The series also featured the "firing" of Mike Andrews by A's owner Charlie Finley after his two 12th inning errors in Game 2 helped the Mets to a 10-7 win. Andrews did make another appearance in the series, grounding out as a pinch hitter in Game 4.

Holtzman picks up the win in the A's 2-1 victory in Game 1. The A's collect just three hits off Mets starter Jon Matlack but all come in the third inning as Holtzman doubles and scores on an error and Joe Rudi has a RBI single. The Mets score four runs off Rollie Fingers in the 12th inning of Game 2 to defeat the A's 10-7, but only one run was earned as Andrews committed two errors. Game 3 went 11 innings but the A's won 3-2 on a RBI single by Campy Campaneris in the top of the 11th. The A's lost Game 4, 6-1 as Rusty Staub was a perfect 4 for 4 to even the series at two games apiece. Jerry Koosman and Tug McGraw then combined to three-hit the A's in a 2-0 win in Game 5 but the A's came back to win the final two games in Oakland. In Game 6, Reggie Jackson doubled twice, singled and drove in two runs in the A's 3-1 victory. The A's had gone the entire series without a home run before Campaneris hit a two-run home run in the third inning in Game 2. Jackson added a two-run homer later in the inning and Darold Knowles retired Wayne Garrett with runners on first and third in the ninth to save the A's 5-2 win.

## FINAL STATISTICS

PLAYER	AVG	G	AB	R	H	TB	2B	3B	HR	RBI	SH	SF	HP	BB	IBB	SO	SB	CS	DP	E	SLG	OBP
Alou	.158	7	19	0	3	4	1	0	0	3	0	1	0	0	0	0	0	0	0	0	.211	.150
Andrews	.000	2	3	0	0	0	0	0	0	0	0	0	0	1	0	1	0	0	0	2	.000	.250
Bando	.231	7	26	5	6	9	1	1	0	1	1	0	0	4	1	7	0	0	0	1	.346	.333
Blue	.000	2	4	0	0	0	0	0	0	0	0	0	0	0	0	4	0	0	0	0	.000	.000
Bourque	.500	2	2	0	1	1	0	0	0	0	0	0	0	0	0	0	0	0	0	0	.500	.500
Campaneris	.290	7	31	6	9	14	0	1	1	3	0	0	2	1	0	7	3	0	0	1	.452	.353
Conigliaro	.000	3	3	0	0	0	0	0	0	0	0	0	0	0	0	1	0	0	0	0	.000	.000
Davallillo	.091	6	11	0	1	1	0	0	0	0	0	0	0	2	0	1	0	0	0	0	.091	.231
Fingers	.333	6	3	0	1	1	0	0	0	0	0	0	0	0	0	1	0	0	0	0	.333	.333
Fosse	.158	7	19	0	3	4	1	0	0	0	0	0	0	1	1	4	0	0	0	0	.211	.200
Green	.063	7	16	0	1	1	0	0	0	0	0	0	0	1	0	6	0	1	0	1	.063	.118
Holtzman	.667	3	3	2	4	2	0	0	0	0	0	0	0	0	0	0	0	0	0	0	1.333	.667
Hunter	.000	2	5	0	0	0	0	0	0	0	0	0	0	0	0	3	0	0	0	1	.000	.000
Jackson	.310	7	29	3	9	17	3	1	1	6	0	0	0	2	0	7	0	0	1	0	.586	.355
Johnson	.300	6	10	0	3	4	1	0	0	0	0	0	0	1	0	4	0	0	0	0	.400	.364
Knowles	—	0	0	0	0	0	0	0	0	0	0	0	0	0	0	0	0	0	0	1	—	—
Kubiak	.000	4	3	1	0	0	0	0	0	0	0	0	0	1	0	1	0	0	0	0	.000	.250
Lewis	—	3	0	1	0	0	0	0	0	0	0	0	0	0	0	0	0	0	0	0	—	—
Lindblad	.000	3	1	0	0	0	0	0	0	0	0	0	0	0	0	0	0	0	0	0	.000	.000
Mangual	.000	5	6	0	0	0	0	0	0	0	0	0	0	0	0	3	0	0	0	0	.000	.000
Odom	.000	3	1	0	0	0	0	0	0	0	0	0	0	0	0	1	0	0	0	0	.000	.000
Rudi	.333	7	27	3	9	11	2	0	0	4	1	0	0	3	0	4	0	1	0	0	.407	.400
Tenace	.158	7	19	0	3	4	1	0	0	3	0	0	0	11	1	7	0	2	1	2	.211	.467
<b>Totals</b>	<b>.212</b>	<b>7</b>	<b>241</b>	<b>21</b>	<b>51</b>	<b>75</b>	<b>12</b>	<b>3</b>	<b>2</b>	<b>20</b>	<b>2</b>	<b>1</b>	<b>2</b>	<b>28</b>	<b>3</b>	<b>62</b>	<b>3</b>	<b>4</b>	<b>2</b>	<b>9</b>	<b>.311</b>	<b>.298</b>

PITCHER	W	L	ERA	G	GS	CG	GF	SHO	SV	IP	H	R	ER	HR	HB	BB	IBB	SO	WP	BK	AVG
Blue	0	1	4.91	2	2	0	0	0	0	11.0	10	6	6	2	0	3	0	8	1	0	.222
Fingers	0	1	0.66	6	0	3	0	2	13.2	13	5	1	0	1	4	1	8	0	0	0	.250
Holtzman	2	1	4.22	3	3	0	0	0	10.2	13	5	5	1	0	5	0	6	0	0	0	.310
Hunter	1	0	2.03	2	2	0	0	0	13.1	11	3	3	1	0	4	1	6	1	0	0	.212
Knowles	0	0	0.00	7	0	2	0	2	6.1	4	1	0	0	1	5	2	5	0	0	0	.167
Lindblad	1	0	0.00	3	0	0	2	0	0	3.1	4	0	0	0	0	1	1	1	0	0	.250
Odom	0	0	3.86	2	0	0	0	0	4.2	5	2	2	0	0	2	0	2	1	0	0	.294
Pina	0	0	0.00	2	0	0	0	0	3.0	6	2	0	0	1	2	1	0	0	0	0	.462
<b>Totals</b>	<b>4</b>	<b>3</b>	<b>2.32</b>	<b>7</b>	<b>7</b>	<b>0</b>	<b>7</b>	<b>0</b>	<b>4</b>	<b>66.0</b>	<b>66</b>	<b>24</b>	<b>17</b>	<b>4</b>	<b>3</b>	<b>26</b>	<b>6</b>	<b>36</b>	<b>3</b>	<b>0</b>	<b>.253</b>

Game 1 — October 13  
Oakland 2, New York 1

Game 2 — October 14  
New York 10, Oakland 7 (12)

New York	ab	r	h	bi
Garrett 3b	5	0	0	0
Millan 2b	4	0	1	0
Mays cf	4	0	1	0
Jones lf	4	1	2	0
Milner 1b	4	0	2	1
Grote c	4	0	0	0
Hahn rf	2	0	0	0
Kranenpool ph	1	0	0	0
Harrelson ss	2	0	0	0
Hodges ph	0	0	0	0
Martinez pr	0	0	0	0
Matlack p	0	0	0	0
Boswell ph	1	0	1	0
McGraw p	0	0	0	0
Beauchamp ph	1	0	0	0
<b>Totals</b>	<b>32</b>	<b>1</b>	<b>7</b>	<b>1</b>

Oakland	ab	r	h	bi
Campaneris ss	4	1	1	0
Rudi lf	3	0	1	1
Bando 3b	3	0	1	1
Jackson cf-rf	3	0	0	0
Tenace 1b	3	0	0	0
Alou rf	3	0	0	0
Davalillo cf	0	0	0	0
Fosse c	3	0	0	0
Green 2b	2	0	0	0
Holtzman p	1	1	1	0
Mangual ph	1	0	0	0
Fingers p	1	0	0	0
Knowles p	0	0	0	0
<b>Totals</b>	<b>27</b>	<b>2</b>	<b>4</b>	<b>1</b>

New York	000	100	000	1	7	2
Oakland	002	000	00x	2	4	0

E – Millan, Mays. DP – Oakland 2. LOB – New York 9, Oakland 5. 2B – Holtzman, Jones. 3B – Millan. SB – Campaneris. CS – Green. S – Matlack, Rudi.

New York	ip	h	r	er	bb	so
Matlack (L)	6.0	3	2	2	2	3
McGraw	2.0	1	0	0	1	1
Oakland	ip	h	r	er	bb	so
Holtzman (W)	5.0	4	1	1	3	2
Fingers	3.1	3	0	0	1	3
Knowles (Sv)	0.2	0	0	0	0	0

PB – Fosse.  
T – 2:26. A – 46,021

Umpires – Springstead, Donatelli, Neudecker, Pryor, Goetz and Wendelstedt.

New York	ab	r	h	bi
Garrett 3b	6	1	1	1
Millan 2b	6	0	0	0
Staub rf	5	0	1	0
Mays pr-cf	2	1	1	1
Jones lf	5	3	3	1
Milner 1b	6	1	2	0
Grote c	6	1	2	0
Hahn cf-rf	7	1	1	1
Harrelson ss	6	1	3	1
Coosman p	1	0	0	0
Sadecki p	0	0	0	0
Theodore ph	1	0	0	0
Parker p	0	0	0	0
Beauchamp ph	1	0	0	0
McGraw p	2	1	1	0
Stone p	0	0	0	0
<b>Totals</b>	<b>54</b>	<b>10</b>	<b>15</b>	<b>5</b>

Oakland	ab	r	h	bi
Campaneris ss	6	2	1	0
Rudi lf	5	1	2	1
Bando 3b	5	2	1	1
Jackson cf	6	1	4	2
Tenace 1b	3	0	1	1
Alou rf	6	0	3	2
Fosse c	5	0	0	0
Green 2b	2	0	0	0
Mangual ph	1	0	0	0
Kubiak 2b	0	0	0	0
Andrews ph-2b	2	0	0	0
Blue p	2	0	0	0
Pina p	0	0	0	0
Knowles p	0	0	0	0
Conigliaro ph	1	0	0	0
Odom p	0	0	0	0
Johnson ph	1	0	1	0
Lewis pr	0	1	0	0
Fingers p	1	0	0	0
Lindblad p	0	0	0	0
Davalillo ph	1	0	0	0
<b>Totals</b>	<b>47</b>	<b>7</b>	<b>13</b>	<b>7</b>

New York	011	004	000	004	1015	1
Oakland	210	000	102	001	713	5

E – Coosman, Bando, Tenace, Andrews 2, Knowles. DP – New York 1, Oakland 1. LOB – New York 15, Oakland 12. 2B – Rudi, Alou, Jackson, Johnson, Harrelson. 3B – Bando, Campaneris, Jackson. HR – Jones (off Blue), Garrett (off Blue). SB – Campaneris. CS – Rudi, Tenace. S – McGraw.

New York	ip	h	r	er	bb	so
Koosman	2.1	6	3	3	3	4
Sadecki	1.2	0	0	0	0	3
Parker	1.0	1	0	0	0	0
McGraw (W)	6.0	5	4	4	3	8
Stone (Sv)	1.0	1	0	0	1	0
Oakland	ip	h	r	er	bb	so
Blue	5.1	4	4	4	2	4
Pina	0.0	2	2	0	0	0
Knowles	1.2	1	0	0	2	2
Odom	2.0	2	0	0	0	2
Fingers (L)	2.2	6	4	1	0	2
Lindblad	0.1	0	0	0	0	0

Pina pitched to three batters in the 6th. McGraw pitched to two batters in the 12th. HBP – by Pina (Grote), by McGraw (Campaneris), by Fingers (Jones). T – 4:13. A – 49,151

Umpires – Donatelli, Neudecker, Pryor, Goetz, Wendelstedt and Springstead.

**Game 3 — October 16**  
Oakland 3, New York 2 (11)

**Game 4 — October 17**  
New York 6, Oakland 1

**Game 5 — October 18**  
New York 2, Oakland 0

Oakland	ab	r	h	bi	Oakland	ab	r	h	bi	Oakland	ab	r	h	bi
Campaneris ss	6	1	3	1	Campaneris ss	4	0	0	0	Campaneris ss	3	0	1	0
Rudi lf	5	0	2	1	Rudi lf	4	0	1	0	Rudi lf	4	0	0	0
Bando 3b	4	1	2	0	Bando 3b	3	1	0	0	Bando 3b	3	0	1	0
Jackson rf	5	0	0	0	Jackson cf	4	0	1	0	Jackson cf	3	0	0	0
Tenace 1b-c	3	0	1	1	Tenace 1b	3	0	1	1	Tenace 1b	1	0	0	0
Davalillo cf-1b	5	0	1	0	Alou rf	4	0	0	0	Odom pr	0	0	0	0
Fosse c	2	0	0	0	Fosse c	4	0	1	0	Bourque 1b	0	0	0	0
Borque ph-1b	2	0	1	0	Green 2b	1	0	0	0	Alou rf	4	0	0	0
Lewis pr	0	0	0	0	Mangual ph	1	0	0	0	Fosse c	4	0	1	0
Lindblad p	1	0	0	0	Kubiak 2b	1	0	0	0	Green 2b	2	0	0	0
Fingers p	0	0	0	0	Johnson ph	1	0	1	0	Johnson ph	0	0	0	0
Green 2b	2	0	0	0	Holtzman p	0	0	0	0	Lewis pr	0	0	0	0
Alou ph	1	0	0	0	Odom p	1	0	0	0	Kubiak 2b	1	0	0	0
Kubiak 2b	1	1	0	0	Knowles p	0	0	0	0	Blue p	2	0	0	0
Hunter p	2	0	0	0	Conigliaro ph	1	0	0	0	Knowles p	0	0	0	0
Johnson ph	1	0	0	0	Pina p	0	0	0	0	Mangual ph	1	0	0	0
Knowles p	0	0	0	0	Andrews ph	1	0	0	0	Fingers p	0	0	0	0
Mangual ph-cf	2	0	0	0	Lindblad p	0	0	0	0	Conigliaro ph	1	0	0	0
<b>Totals</b>	<b>42</b>	<b>3</b>	<b>10</b>	<b>3</b>	Davalillo ph	0	0	0	0	<b>Totals</b>	<b>29</b>	<b>0</b>	<b>3</b>	<b>0</b>

New York	ab	r	h	bi	New York	ab	r	h	bi	New York	ab	r	h	bi			
Garrett 3b	4	1	2	1	Garrett 3b	4	2	1	0	Garrett 3b	3	0	0	0			
Millan 2b	5	1	2	0	Garrett 3b	4	2	1	0	Millan 2b	4	0	0	0			
Staub rf	6	0	2	0	Millan 2b	5	1	1	0	Staub rf	3	0	1	0			
Jones lf	5	0	0	0	Staub rf	4	1	4	5	Jones lf	4	1	2	0			
Milner 1b	3	0	1	0	Jones lf	3	0	1	0	Milner 1b	4	0	2	1			
Grote c	5	0	0	0	Theodore lf	1	0	0	0	Grote c	3	1	1	0			
Hahn cf	5	0	1	0	Milner 1b	3	0	0	0	Hahn cf	4	0	1	1			
Harrelson ss	5	0	2	0	Grote c	4	0	3	0	Harrelson ss	2	0	0	0			
Seaver p	3	0	0	0	Hahn cf	4	1	1	0	Koosman p	3	0	0	0			
Beauchamp ph	1	0	0	0	Harrelson ss	2	1	1	0	McGraw p	1	0	0	0			
Sadecki p	0	0	0	0	Matlack p	3	0	1	0	<b>Totals</b>	<b>31</b>	<b>2</b>	<b>7</b>	<b>2</b>			
McGraw p	0	0	0	0	Sadecki p	0	0	0	0								
Mays ph	1	0	0	0	<b>Totals</b>	<b>33</b>	<b>6</b>	<b>13</b>	<b>5</b>	Oakland	000	000	000	0	3	1	
Parker p	0	0	0	0	Oakland	000	100	000	1	5	New York	010	001	00x	2	7	1
<b>Totals</b>	<b>43</b>	<b>2</b>	<b>10</b>	<b>1</b>	New York	300	300	00x	6	13							

Oakland 000 001 010 01 310 1  
New York 200 000 000 00 210 2

**E** – Hunter, Millan 2. **LOB** – Oakland 10, New York 14. **2B** – Rudi, Hahn, Bando, Tenace, Staub. **HR** – Garrett (off Hunter). **SB** – Campaneris. **S** – Bando, Millan.

Oakland	ip	h	r	er	bb	so
Hunter	6.0	7	2	2	3	5
Knowles	2.0	0	0	0	1	0
Lindblad (W)	2.0	3	0	0	1	0
Fingers (Sv)	1.0	0	0	0	0	0
New York	ip	h	r	er	bb	so
Seaver	8.0	7	2	2	1	12
Sadecki	0.0	1	0	0	0	0
McGraw	2.0	1	0	0	1	1
Parker (L)	1.0	1	1	0	1	1

Sadecki pitched to two batters in the 9th. Lindblad pitched to one batter in the 11th. **WP** – Hunter. **PB** – Grote. **T** – 3:15. **A** – 54,817  
**Umpires** – Neudecker, Pryor, Goetz, Wendelstedt, Springstead and Donatelli.

**E** – Green, Garrett. **DP** – Oakland 4. **LOB** – Oakland 9, New York 10. **HR** – Staub (off Holtzman).

Oakland	ip	h	r	er	bb	so
Holtzman (L)	0.1	4	3	3	1	0
Odom	2.2	3	2	2	2	0
Knowles	1.0	1	1	0	1	1
Pina	3.0	4	0	0	2	0
Lindblad	1.0	1	0	0	0	1
New York	ip	h	r	er	bb	so
Matlack (W)	8.0	3	1	0	2	5
Sadecki (Sv)	1.0	2	0	0	1	2

Odom pitched to two batters in the 4th. **WP** – Odom. **HBP** – by Knowles (Garrett), by Matlack (Campaneris). **T** – 2:41. **A** – 54,817

**Umpires** – Pryor, Goetz, Wendelstedt, Springstead, Donatelli and Neudecker.

**E** – Campaneris, Garrett. **DP** – New York 1. **LOB** – Oakland 9, New York 10. **2B** – Jones, Fosse. **3B** – Hahn. **S** – Grote.

Oakland	ip	h	r	er	bb	so
Blue (L)	5.2	6	2	2	1	4
Knowles	0.1	0	0	0	1	1
Fingers	2.0	1	0	0	2	1
New York	ip	h	r	er	bb	so
Koosman (W)	6.1	3	0	0	4	4
McGraw (Sv)	2.2	0	0	0	3	3

**WP** – Blue. **T** – 2:39. **A** – 54,817  
**Umpires** – Goetz, Wendelstedt, Springstead, Donatelli, Neudecker and Pryor.

**Game 6 — October 20**  
Oakland 3, New York 1

**Game 7 — October 21**  
Oakland 5, New York 2

New York	ab	r	h	bi
Garrett 3b	3	0	1	0
Millan 2b	4	0	1	1
Staub rf	4	0	1	0
Jones lf	4	0	0	0
Milner 1b	4	0	1	0
Grote c	4	0	1	0
Hahn cf	3	0	0	0
Kranepool ph	1	0	0	0
Harrelson ss	3	0	0	0
Seaver p	2	0	0	0
Boswell ph	1	1	1	0
McGraw p	0	0	0	0
<b>Totals</b>	<b>33</b>	<b>1</b>	<b>6</b>	<b>1</b>

Oakland	ab	r	h	bi
Campaneris ss	4	0	0	0
Rudi lf	3	1	1	0
Bando 3b	4	1	1	0
Jackson rf-cf	4	1	3	2
Tenace c-1b	3	0	0	0
Davalillo cf	2	0	0	0
Alou ph	0	0	0	1
Johnson 1b	4	0	1	0
Fosse c	0	0	0	0
Green 2b	3	0	1	0
Hunter p	3	0	0	0
Knowles p	0	0	0	0
Fingers p	0	0	0	0
<b>Totals</b>	<b>30</b>	<b>3</b>	<b>7</b>	<b>3</b>

New York	000	000	010	1	6	2
Oakland	101	000	01x	3	7	0

E — Garrett, Hahn. DP — New York 1. LOB — New York 6, Oakland 7. 2B — Jackson 2. CS — Tenace. SF — Alou.

New York	ip	h	r	er	bb	so
Seaver (L)	7.0	6	2	2	2	6
McGraw	1.0	1	1	0	1	1
<b>Oakland</b>	<b>ip</b>	<b>h</b>	<b>r</b>	<b>er</b>	<b>bb</b>	<b>so</b>
Hunter (W)	7.1	4	1	1	1	1
Knowles	0.1	2	0	0	0	1
Fingers (Sv)	1.1	0	0	0	0	0

WP — Seaver.

T — 2:07. A — 49,333

Umpires — Wendelstedt, Springstead, Donatelli, Neudecker, Pryor and Goetz.

New York	ab	r	h	bi
Garrett 3b	5	0	0	0
Millan 2b	4	1	1	0
Staub rf	4	0	2	1
Jones lf	3	0	0	0
Milner 1b	3	1	0	0
Grote c	4	0	1	0
Hahn cf	4	0	3	0
Harrelson ss	4	0	0	0
Matlack p	1	0	0	0
Parker p	0	0	0	0
Beauchamp ph	1	0	0	0
Sadecki p	0	0	0	0
Bowell ph	1	0	1	0
Martinez pr	0	0	0	0
<b>Totals</b>	<b>35</b>	<b>2</b>	<b>8</b>	<b>1</b>

Oakland	ab	r	h	bi
Campaneris ss	4	2	3	2
Rudi lf	3	1	2	1
Bando 3b	4	0	0	0
Jackson cf-rf	4	1	1	2
Tenace c-1b	3	0	0	0
Alou rf	1	0	0	0
Davalillo ph-cf	3	0	0	0
Johnson 1b	3	0	0	0
Fosse c	1	0	1	0
Green 2b	4	0	0	0
Holtzman p	2	1	1	0
Fingers p	1	0	1	0
Knowles p	0	0	0	0
<b>Totals</b>	<b>55</b>	<b>5</b>	<b>9</b>	<b>5</b>

New York	000	001	001	2	8	1
Oakland	004	010	00x	5	9	1

E — Jones, Tenace. DP — Oakland 1. LOB — New York 8, Oakland 6. 2B — Holtzman, Millan, Staub. HR — Campaneris (off Matlack), Jackson (off Matlack).

New York	ip	h	r	er	bb	so
Matlack (L)	2.2	4	4	4	1	3
Parker	1.1	0	0	0	1	1
Sadecki	2.0	2	1	1	0	1
Stone	2.0	3	0	0	0	3
<b>Oakland</b>	<b>ip</b>	<b>h</b>	<b>r</b>	<b>er</b>	<b>bb</b>	<b>so</b>
Holtzman (W)	5.1	5	1	1	1	4
Fingers	3.1	3	1	0	1	2
Knowles (Sv)	0.1	0	0	0	0	0

T — 2:37. A — 49,333

Umpires — Springstead, Donatelli, Neudecker, Pryor, Goetz and Wendelstedt.



# 1974 ALCS

The A's and Orioles square off in the American League Championship Series for the third time in the last four years and the A's win their third straight American League Pennant, defeating the Orioles 3 games to 1. Pitching was the key as Vida Blue, Ken Holtzman and Blue Moon Odom combined for 21.1 innings of scoreless pitching. Ray Fosse paced the A's offense with a .333 batting average, one home run and three RBI.

The A's lose Game 1 of the series, 6-3 as Paul Blair, Brooks Robinson and Bobby Grich all homer off A's starter Catfish Hunter. Ken Holtzman gets the A's back on track in Game 2 with a five-hit shutout in the A's 5-0 win and Ray Fosse adds three hits and three RBI. Game 3 is a pitchers duel between ALCS MVP Vida Blue and Jim Palmer and Blue comes out on the winning end when Sal Bando hits a solo home run in the fourth inning for the only run of the game. Palmer would allow just three other hits but Blue allowed just two and did not walk a batter. Jim Hunter tosses seven scoreless innings in Game 5 and A's pitchers extend their scoreless streak to 30 innings before Rollie Fingers allows a run in the ninth in the A's 2-1 win. The A's collect just one hit but walk 11 times.

## FINAL STATISTICS

PLAYER	AVG	G	AB	R	H	TB	2B	3B	HR	RBI	SH	SF	HP	BB	IBB	SO	SB	CS	DP	E	SLG	OBP
Alou	1.000	1	1	0	1	1	0	0	0	0	0	0	0	0	0	0	0	0	0	0	1.000	1.000
Bando	.231	4	13	4	3	9	0	0	2	2	0	0	0	4	0	0	0	0	0	0	.692	.412
Campaneris	.176	4	17	0	3	3	0	0	0	3	0	1	0	0	0	3	1	1	1	0	.176	.167
Fosse	.333	4	12	1	4	8	1	0	1	3	1	0	0	1	0	2	0	0	0	0	.667	.385
Green	.222	4	9	0	2	2	0	0	0	0	1	0	0	2	0	1	0	0	0	2	.222	.364
Holt	—	2	0	0	0	0	0	0	0	0	0	0	0	1	1	0	0	0	0	0	—	1.000
Jackson	.167	4	12	0	2	3	1	0	0	1	0	0	0	5	0	2	0	0	0	0	.250	.412
Mangual	.250	1	4	0	1	1	0	0	0	0	0	0	0	0	0	0	0	0	0	0	.250	.250
Maxvill	.000	1	1	0	0	0	0	0	0	0	0	0	0	0	0	1	0	0	0	0	.000	.000
North	.063	4	16	3	1	2	1	0	0	0	0	0	0	2	0	1	1	0	0	0	.125	.167
Rudi	.154	4	13	0	2	4	0	1	0	1	0	0	0	3	2	2	0	0	0	0	.308	.313
Tenace	.000	4	11	1	0	0	0	0	0	1	0	0	0	4	0	4	1	0	1	0	.000	.267
Trillo	—	1	0	1	0	0	0	0	0	0	0	0	0	0	0	0	0	0	0	0	—	—
Washington, C	.273	4	11	1	3	4	1	0	0	0	0	0	1	0	0	0	0	0	1	0	.364	.333
Washington, W	—	2	0	0	0	0	0	0	0	0	0	0	0	0	0	0	0	2	0	0	—	—
<b>Totals</b>	<b>.183</b>	<b>4</b>	<b>120</b>	<b>11</b>	<b>22</b>	<b>37</b>	<b>4</b>	<b>1</b>	<b>3</b>	<b>11</b>	<b>2</b>	<b>1</b>	<b>1</b>	<b>22</b>	<b>3</b>	<b>16</b>	<b>3</b>	<b>3</b>	<b>3</b>	<b>2</b>	<b>.308</b>	<b>.313</b>

PITCHER	W	L	ERA	G	GS	CG	GF	SHO	SV	IP	H	R	ER	HR	HB	BB	IBB	SO	WP	BK	AVG
Blue	1	0	0.00	1	1	1	0	1	0	9.0	2	0	0	0	0	0	0	7	0	0	.067
Fingers	0	0	3.00	2	0	0	2	0	1	3.0	3	1	1	0	0	1	0	3	0	0	.250
Holtzman	1	0	0.00	1	1	1	0	1	0	9.0	5	0	0	0	0	2	0	3	0	0	.167
Hunter	1	1	4.63	2	2	0	0	0	0	11.2	11	6	6	3	0	2	0	6	0	0	.268
Odom	0	0	0.00	1	0	0	0	0	0	3.1	1	0	0	0	0	0	0	1	0	0	.091
<b>Totals</b>	<b>3</b>	<b>1</b>	<b>1.75</b>	<b>4</b>	<b>4</b>	<b>2</b>	<b>2</b>	<b>2</b>	<b>1</b>	<b>36.0</b>	<b>22</b>	<b>7</b>	<b>7</b>	<b>3</b>	<b>0</b>	<b>5</b>	<b>0</b>	<b>20</b>	<b>0</b>	<b>0</b>	<b>.177</b>

**Game 1 — October 5**  
**Baltimore 6, Oakland 3**

**Game 2 — October 6**  
**Oakland 5, Baltimore 0**

**Game 3 — October 8**  
**Oakland 1, Baltimore 0**

Baltimore	ab	r	h	bi
Coggins rf	4	0	0	0
Blair cf	4	2	2	2
Grich 2b	4	2	2	2
Davis dh	4	0	2	1
Powell 1b	4	0	0	0
Baylor lf	4	0	2	0
Robinson 3b	4	1	1	1
Hendricks c	4	1	1	0
Belanger ss	3	0	0	0
Cuellar p	0	0	0	0
Grimsley p	0	0	0	0
<b>Totals</b>	<b>35</b>	<b>6</b>	<b>10</b>	<b>6</b>

Oakland	ab	r	h	bi
North cf	5	2	1	0
Campaneris ss	4	0	3	3
Jackson rf	4	0	0	0
Bando 3b	4	0	1	0
Rudi lf	4	0	0	0
Tenace 1b	3	0	0	0
Mangual dh	4	0	1	0
Fosse c	2	0	1	0
Alou ph	1	0	1	0
Trillo pr	0	1	0	0
Green 2b	2	0	0	0
C. Washington ph	1	0	1	0
Hunter p	0	0	0	0
Odom p	0	0	0	0
Fingers p	0	0	0	0
<b>Totals</b>	<b>34</b>	<b>3</b>	<b>9</b>	<b>3</b>

Baltimore	100	140	000	6	10	0
Oakland	001	010	001	3	9	0

**DP** – Oakland 1. **LOB** – Baltimore 3, Oakland 9. **2B** – Grich, North, C. Washington. **HR** – Blair, Robinson, Grich. **SB** – North, Campaneris. **S** – Belanger. **SF** – Campaneris.

Baltimore	ip	h	r	er	bb	so
Cuellar (W)	8.0	9	3	3	4	4
Grimsley	1.0	0	0	0	0	0
<b>Oakland</b>	<b>ip</b>	<b>h</b>	<b>r</b>	<b>er</b>	<b>bb</b>	<b>so</b>
Hunter (L)	4.2	8	6	6	0	3
Odom	3.1	1	0	0	0	1
Fingers	1.0	1	0	0	0	1

Cuellar pitched to two batters in the 9th.  
**PB** – Fosse.  
**T** – 2:29. **A** – 41,609  
**Umpires** – Napp, Neudecker, Goetz, Phillips, Springstead and Deegan.

Baltimore	ab	r	h	bi
Belanger ss	3	0	0	0
Motton ph	1	0	0	0
Baker ss	0	0	0	0
Blair cf	3	0	1	0
Grich 2b	4	0	0	0
Davis dh	4	0	1	0
Baylor lf	4	0	0	0
Robinson 3b	2	0	0	0
Williams 1b	3	0	0	0
Cabell rf	3	0	1	0
Etchebarren c	3	0	2	0
Bumbry pr	0	0	0	0
Hendricks c	0	0	0	0
McNally p	0	0	0	0
Garland p	0	0	0	0
Reynolds p	0	0	0	0
G. Jackson p	0	0	0	0
<b>Totals</b>	<b>30</b>	<b>0</b>	<b>5</b>	<b>0</b>

Oakland	ab	r	h	bi
Campaneris ss	4	0	0	0
North cf	2	1	0	0
Bando 3b	3	1	1	1
Jackson dh	3	0	0	0
H. Washington pr	0	0	0	0
Rudi lf	4	0	2	1
Tenace 1b	3	1	0	0
C. Washington rf	4	1	1	0
Fosse c	4	1	3	3
Green 2b	1	0	1	0
Holt ph	0	0	0	0
Odom pr	0	0	0	0
Maxvill 2b	1	0	0	0
Holtzman p	0	0	0	0
<b>Totals</b>	<b>29</b>	<b>5</b>	<b>8</b>	<b>5</b>

Baltimore	000	000	000	0	5	2
Oakland	000	101	03x	5	8	0

**E** – Grich, Baker. **DP** – Baltimore 2, Oakland 2. **LOB** – Baltimore 5, Oakland 7. **2B** – Fosse. **3B** – Rudi. **HR** – Bando, Fosse. **SB** – Tenace. **S** – Green.

Baltimore	ip	h	r	er	bb	so
McNally (L)	5.2	6	2	1	2	2
Garland	0.2	1	0	0	1	0
Reynolds	1.1	0	1	0	3	1
G. Jackson	0.1	1	2	0	0	1
<b>Oakland</b>	<b>ip</b>	<b>h</b>	<b>r</b>	<b>er</b>	<b>bb</b>	<b>so</b>
Holtzman (W)	9.0	5	0	0	2	3

**WP** – McNally.  
**T** – 2:23. **A** – 42,810  
**Umpires** – Neudecker, Goetz, Phillips, Springstead, Deegan and Napp.

Oakland	ab	r	h	bi
Campaneris ss	4	0	0	0
North cf	4	0	0	0
Bando 3b	4	1	1	1
Jackson dh	4	0	1	0
Rudi lf	4	0	0	0
Tenace 1b	2	0	0	0
H. Washington pr	0	0	0	0
Holt 1b	0	0	0	0
C. Washington rf	2	0	1	0
Fosse c	2	0	0	0
Green 2b	3	0	1	0
Blue p	0	0	0	0
<b>Totals</b>	<b>29</b>	<b>1</b>	<b>4</b>	<b>1</b>

Baltimore	ab	r	h	bi
Coggins rf	3	0	0	0
Cabell ph	1	0	0	0
Blair cf	4	0	0	0
Grich 2b	4	0	1	0
Davis dh	3	0	0	0
Baylor lf	3	0	1	0
Robinson 3b	3	0	0	0
Williams 1b	3	0	0	0
Etchebarren c	3	0	0	0
Belanger ss	3	0	0	0
Palmer p	0	0	0	0
<b>Totals</b>	<b>30</b>	<b>0</b>	<b>2</b>	<b>0</b>

Oakland	000	100	000	1	4	2
Baltimore	000	000	000	0	2	1

**E** – Williams, Green 2. **DP** – Baltimore 1. **LOB** – Oakland 4, Baltimore 3. **HR** – Bando. **S** – Fosse.

Oakland	ip	h	r	er	bb	so
Blue (W)	9.0	2	0	0	0	7
<b>Baltimore</b>	<b>ip</b>	<b>h</b>	<b>r</b>	<b>er</b>	<b>bb</b>	<b>so</b>
Palmer (L)	9.0	4	1	1	1	4

**HBP** – by Palmer (C. Washington).  
**T** – 1:57. **A** – 32,060  
**Umpires** – Goetz, Phillips, Springstead, Deegan, Napp and Neudecker.

Game 4 — October 9  
Oakland 2, Baltimore 1

Oakland	ab	r	h	bi
Campaneris ss	5	0	0	0
North cf	5	0	0	0
Bando 3b	2	2	0	0
Jackson dh	1	0	1	1
Odom pr	0	0	0	0
Rudi lf	1	0	0	0
Tenace 1b	3	0	0	1
C. Washington rf	4	0	0	0
Fosse c	4	0	0	0
Green 2b	3	0	0	0
Hunter p	0	0	0	0
Fingers p	0	0	0	0
<b>Totals</b>	<b>28</b>	<b>2</b>	<b>1</b>	<b>2</b>

Baltimore	ab	r	h	bi
Coggins rf	4	0	0	0
Blair cf	3	1	1	0
Grich 2b	4	0	1	0
Davis dh	4	0	1	0
Cabell pr	0	0	0	0
Powell 1b	4	0	1	1
Palmer pr	0	0	0	0
Baylor lf	4	0	1	0
Robinson 3b	3	0	0	0
Hendricks c	2	0	0	0
Belanger ss	0	0	0	0
Bumbry ph	1	0	0	0
Baker ss	0	0	0	0
Cuellar p	0	0	0	0
Grimsley p	0	0	0	0
<b>Totals</b>	<b>29</b>	<b>1</b>	<b>5</b>	<b>1</b>

Oakland	000	010	100	2	1	0
Baltimore	000	000	001	1	5	1

E – Belanger. DP – Oakland 1, Baltimore 1.  
LOB – Oakland 10, Baltimore 5. 2B – Jackson. 5 – Belanger.

Oakland	ip	h	r	er	bb	so
Hunter (W)	7.0	3	0	0	2	3
Fingers (Sv)	2.0	2	1	1	1	2
Baltimore	ip	h	r	er	bb	so
Cuellar (L)	4.2	0	1	1	9	2
Grimsley	4.1	1	1	1	2	2

WP – Cuellar.

T – 2:46. A – 28,136

Umpires – Phillips, Springstead, Deegan, Napp, Neudecker and Goetz.

# 1974 WORLD SERIES

The A's win their third consecutive World Championship to become the first team to win at least three straight since the New York Yankees won five straight, 1949-53. The A's defeated the Los Angeles Dodgers in five games in a series where four of the five games were decided by a 3-2 score. Bert Campaneris hit .353 in the series and Joe Rudi topped the A's with four RBI. World Series MVP Rollie Fingers had a win and two saves while posting a 1.93 ERA and the A's used just five pitchers the entire series.

The A's open the series with a 3-2 win as Rollie Fingers pitched 4.1 innings of relief for the win before Catfish Hunter comes on to strike out Joe Ferguson in the bottom of the ninth with the tying run at first base. The Dodgers even the series with a 3-2 win in Game 2 as Don Sutton shuts out the A's on four hits over the first eight innings. Joe Rudi has a two-run single in the ninth but the A's rally falls short. Hunter started Game 3 and kept the Dodgers off the board over the first seven innings in a 3-2 win. Ken Holtzman was the winning pitcher in the A's 5-2 win in Game 4 and he also contributed to the A's offense with a solo home run in the third inning. The A's trailed 2-1 entering the bottom of the sixth but scored four times, highlighted by Jim Holt's two-run pinch hit single. Rollie Fingers clinched his series MVP honors by pitching two scoreless innings for the save in the A's 3-2 win in Game 5. Joe Rudi homered to lead off the seventh inning to break a 2-2 tie.

## FINAL STATISTICS

PLAYER	AVG	G	AB	R	H	TB	2B	3B	HR	RBI	SH	SF	HP	BB	IBB	SO	SB	CS	DP	E	SLG	OBP
Alou	.000	1	1	0	0	0	0	0	0	0	0	0	0	0	0	1	0	0	0	0	.000	.000
Bando	.063	5	16	3	1	1	0	0	2	0	1	1	2	0	5	0	0	0	0	.063	.200	
Blue	.000	2	4	0	0	0	0	0	0	0	0	0	0	0	0	4	0	0	0	0	.000	.000
Campaneris	.353	5	17	1	6	8	2	0	2	2	0	1	0	0	2	1	1	0	2	.471	.389	
Fingers	.000	4	2	0	0	0	0	0	0	0	0	0	0	0	1	0	0	0	0	.000	.000	
Fosse	.143	5	14	1	2	5	0	0	1	1	0	0	0	1	0	5	0	0	0	.357	.200	
Green	.000	5	13	1	0	0	0	0	1	1	0	0	1	0	4	0	0	0	1	.000	.071	
Haney	—	2	0	0	0	0	0	0	0	0	0	0	0	0	0	0	0	0	0	—	—	
Holt	.667	4	3	0	2	2	0	0	2	0	0	0	0	0	0	0	0	0	0	.667	.667	
Holtzman	.500	2	4	2	2	6	1	0	1	1	0	0	1	0	1	0	0	0	0	1.500	.600	
Hunter	.000	2	2	0	0	0	0	0	0	1	0	0	0	0	0	2	0	0	0	.000	.000	
Jackson	.286	5	14	3	4	8	1	0	1	1	0	0	5	0	3	1	0	0	1	.571	.474	
Mangual	.000	1	1	0	0	0	0	0	0	0	0	0	0	0	0	1	0	0	0	.000	.000	
Maxvill	—	2	0	0	0	0	0	0	0	0	0	0	0	0	0	0	0	0	0	—	—	
North	.059	5	17	3	1	1	0	0	0	1	0	0	2	0	5	1	1	1	1	.059	.158	
Rudi	.333	5	18	1	6	9	0	0	1	4	1	0	0	0	3	0	0	1	0	.500	.333	
Tenace	.222	5	9	0	2	2	0	0	0	1	0	0	3	0	4	0	0	1	0	.222	.417	
Washington, C	.571	5	7	1	4	4	0	0	0	0	0	0	1	1	1	1	0	1	0	.571	.625	
Washington, H	—	3	0	0	0	0	0	0	0	0	0	0	0	0	0	0	0	0	0	—	—	
<b>Totals</b>	<b>.211</b>	<b>5</b>	<b>142</b>	<b>16</b>	<b>30</b>	<b>46</b>	<b>4</b>	<b>0</b>	<b>4</b>	<b>14</b>	<b>7</b>	<b>1</b>	<b>2</b>	<b>16</b>	<b>1</b>	<b>42</b>	<b>3</b>	<b>3</b>	<b>3</b>	<b>5</b>	<b>.324</b>	<b>.298</b>

PITCHER	W	L	ERA	G	GS	CG	GF	SHO	SV	IP	H	R	ER	HR	HB	BB	IBB	SO	WP	BK	AVG
Blue	0	1	3.29	2	2	0	0	0	0	13.2	10	5	5	1	0	7	0	9	0	0	.217
Fingers	1	0	1.93	4	0	0	3	0	2	9.1	8	2	2	2	1	2	0	6	0	0	.242
Holtzman	1	0	1.50	2	2	0	0	0	0	12.0	13	3	2	0	0	4	0	10	1	0	.277
Hunter	1	0	1.17	2	1	0	1	0	1	7.2	5	1	1	1	1	0	2	5	0	0	.179
Odom	1	0	0.00	2	0	0	1	0	0	1.1	0	0	0	0	0	1	0	2	0	0	.000
<b>Totals</b>	<b>4</b>	<b>1</b>	<b>2.05</b>	<b>5</b>	<b>5</b>	<b>0</b>	<b>5</b>	<b>0</b>	<b>3</b>	<b>44.0</b>	<b>36</b>	<b>11</b>	<b>10</b>	<b>4</b>	<b>1</b>	<b>16</b>	<b>0</b>	<b>32</b>	<b>1</b>	<b>0</b>	<b>.228</b>

**Game 1 — October 12**  
Oakland 3, Los Angeles 2

**Game 2 — October 13**  
Los Angeles 3, Oakland 2

**Game 3 — October 15**  
Oakland 3, Los Angeles 2

Oakland					Oakland					Los Angeles										
ab	r	h	bi		ab	r	h	bi		ab	r	h	bi							
Campaneris ss	2	1	1	1	Campaneris ss	4	0	1	0	Lopes 2b	3	0	2	0						
North cf	2	0	0	0	North cf	4	0	0	0	Buckner lf	4	1	1	1						
Bando 3b	4	0	0	0	Haney c	0	0	0	0	Wynn cf	4	0	1	0						
Jackson rf	3	1	1	1	Bando 3b	3	1	0	0	Garvey 1b	4	0	1	0						
C. Washington rf	0	0	0	0	Jackson rf	3	1	2	0	Crawford rf	4	1	1	1						
Rudi lf	4	0	2	0	Rudi lf	4	0	1	2	Ferguson c	3	0	0	0						
Tenace 1b	3	0	1	0	H. Washington pr	0	0	0	0	Auerbach pr	0	0	0	0						
Fosse c	3	0	0	0	Tenace 1b	3	0	0	0	Cey 3b	4	0	0	0						
Green 2b	3	0	0	0	Fosse c	2	0	0	0	Russell ss	4	0	1	0						
Holt ph	1	0	0	0	Alou ph	1	0	0	0	Yeager c	3	0	2	0						
Maxwill 2b	0	0	0	0	Odom p	0	0	0	0	Downing p	1	0	0	0						
Holtzman p	1	1	1	0	Mangual ph	1	0	0	0	Brewer p	0	0	0	0						
Fingers p	2	0	0	0	Green 2b	2	0	0	0	Lacy ph	1	0	0	0						
Hunter p	0	0	0	0	Holt ph	1	0	1	0	Hough p	0	0	0	0						
<b>Totals</b>	<b>28</b>	<b>3</b>	<b>6</b>	<b>2</b>	Maxwill pr	0	0	0	0	Joshua ph	1	0	0	0						
					Blue p	2	0	0	0	Marshall p	0	0	0	0						
<b>Los Angeles</b>	<b>ab</b>	<b>r</b>	<b>h</b>	<b>bi</b>	C. Washington ph	1	0	1	0	<b>Totals</b>	<b>33</b>	<b>2</b>	<b>7</b>	<b>2</b>						
Lopes 2b	5	1	0	0	<b>Totals</b>	<b>31</b>	<b>2</b>	<b>6</b>	<b>2</b>											
Buckner lf	5	0	2	0						<b>Oakland</b>	<b>ab</b>	<b>r</b>	<b>h</b>	<b>bi</b>						
Wynn cf	4	1	1	1	<b>Los Angeles</b>	<b>ab</b>	<b>r</b>	<b>h</b>	<b>bi</b>	North cf	4	1	1	0						
Garvey 1b	5	0	2	0	Lopes 2b	4	0	0	0	Campaneris ss	4	0	2	1						
Pacioerek pr	0	0	0	0	Buckner lf	4	0	0	0	Bando 3b	3	1	0	0						
Ferguson rf-c	3	0	0	0	Wynn cf	3	0	0	0	Jackson rf	3	0	0	0						
Cey 3b	3	0	1	0	Garvey 1b	4	1	2	0	C. Washington rf	0	0	0	0						
Russell ss	4	0	1	0	Ferguson rf	3	1	1	2	Rudi lf	4	0	1	1						
Yeager c	3	0	1	0	Cey 3b	3	1	0	0	Tenace 1b	2	0	1	0						
Crawford ph	1	0	1	0	Russell ss	3	0	1	0	H. Washington pr	0	0	0	0						
Messersmith p	3	0	2	0	Yeager c	3	0	2	1	Holt 1b	0	0	0	0						
Joshua ph ph	1	0	0	0	Sutton p	2	0	0	0	Fosse c	4	0	0	0						
Marshall p	0	0	0	0	Marshall p	0	0	0	0	Green 2b	3	1	0	0						
<b>Totals</b>	<b>37</b>	<b>2</b>	<b>11</b>	<b>1</b>	<b>Totals</b>	<b>29</b>	<b>3</b>	<b>6</b>	<b>3</b>	Hunter p	2	0	0	0						
										Fingers p	0	0	0	0						
Oakland	010	010	010	3	6	2	Oakland	000	000	002	2	6	0	Los Angeles	000	000	011	2	7	2
Los Angeles	000	010	001	2	11	1	Los Angeles	010	002	00x	3	6	1	Oakland	002	100	00x	3	5	2

E — Campaneris, Jackson, Cey. **DP** — Oakland 1, Los Angeles 1. **LOB** — Oakland 6, Los Angeles 12. **2B** — Holtzman. **HR** — Jackson (off Messersmith), Wynn (off Fingers). **CS** — Buckner, North. **S** — Campaneris 2, North, Tenace.

Oakland	ip	h	r	er	bb	so
Holtzman	4.1	7	1	0	2	3
Fingers (W)	4.1	4	1	1	1	3
Hunter (Sv)	0.1	0	0	0	0	1
<b>Los Angeles</b>	<b>ip</b>	<b>h</b>	<b>r</b>	<b>er</b>	<b>bb</b>	<b>so</b>
Messersmith (L)	8.0	5	3	2	3	8
Marshall	1.0	1	0	0	1	1

**WP** — Messersmith. **HBP** — by Fingers (Ferguson).  
T — 2:43. A — 55,974  
**Umpires** — Gorman, Kunkel, Harvey, Denkinger, Olsen and Luciano.

E — Russell. **DP** — Los Angeles 2. **LOB** — Oakland 5, Los Angeles 6. **2B** — Campaneris, Jackson. **HR** — Ferguson (off Blue). **SB** — Ferguson. **S** — Sutton.

Oakland	ip	h	r	er	bb	so
Blue (L)	7.0	6	3	3	2	5
Odom	1.0	0	0	0	1	2
<b>Los Angeles</b>	<b>ip</b>	<b>h</b>	<b>r</b>	<b>er</b>	<b>bb</b>	<b>so</b>
Sutton (W)	8.0	5	2	2	2	9
Marshall (Sv)	1.0	1	0	0	0	2

Sutton pitched to two batters in the 9th.  
**WP** — Sutton. **HBP** — by Sutton (Bando).  
T — 2:40. A — 55,989  
**Umpires** — Kunkel, Harvey, Denkinger, Olsen, Luciano and Gorman.

Los Angeles	000	000	011	2	7	2
Oakland	002	100	00x	3	5	2

E — Ferguson 2, Campaneris, Green. **DP** — Oakland 3. **LOB** — Los Angeles 6, Oakland 8. **2B** — Campaneris. **HR** — Buckner (off Hunter), Crawford (off Fingers). **SB** — Lopes 2, Jackson. **S** — Hunter.

Los Angeles	ip	h	r	er	bb	so
Downing (L)	3.2	4	3	1	4	3
Brewer	0.1	0	0	0	0	1
Hough	2.0	0	0	0	1	4
Marshall	2.0	1	0	0	0	1
<b>Oakland</b>	<b>ip</b>	<b>h</b>	<b>r</b>	<b>er</b>	<b>bb</b>	<b>so</b>
Hunter (W)	7.1	5	1	1	2	4
Fingers	1.2	2	1	1	0	1

**WP** — Hough.  
T — 2:35. A — 49,347  
**Umpires** — Harvey, Denkinger, Olsen, Luciano, Gorman and Kunkel.

**Game 4 — October 16**  
Oakland 5, Los Angeles 2

**Game 5 — October 17**  
Oakland 3, Los Angeles 2

Los Angeles	ab	r	h	bi	Los Angeles	ab	r	h	bi
Lopes 2b	4	0	0	0	Lopes 2b	2	1	0	0
Buckner lf	4	0	1	0	Buckner lf	3	0	1	0
Wynn cf	3	0	1	0	Wynn cf	2	0	0	1
Garvey 1b	4	1	2	0	Garvey 1b	4	0	1	1
Ferguson rf	3	1	0	0	Ferguson rf	4	0	1	0
Auerbach pr	0	0	0	0	Cey 3b	3	0	1	0
Cey 3b	4	0	1	0	Russell ss	3	0	0	0
Russell ss	4	0	1	2	Crawford ph	1	0	0	0
Yeager c	3	0	1	0	Yeager c	2	0	0	0
Joshua ph	1	0	0	0	Joshua ph	1	0	0	0
Messersmith p	1	0	0	0	Sutton p	1	0	0	0
Paciorek ph	1	0	0	0	Paciorek ph	1	1	1	0
Marshall p	0	0	0	0	Marshall p	0	0	0	0
<b>Totals</b>	<b>32</b>	<b>2</b>	<b>7</b>	<b>2</b>	<b>Totals</b>	<b>27</b>	<b>2</b>	<b>5</b>	<b>2</b>

Oakland	ab	r	h	bi	Oakland	ab	r	h	bi
Campaneris ss	3	0	0	0	Campaneris ss	4	0	2	0
North cf	3	1	0	0	North cf	4	1	0	0
Bando 3b	3	1	1	1	Bando 3b	3	0	0	1
Jackson rf	3	1	1	0	Jackson rf	2	0	0	0
Rudi 1b-1f	3	0	0	0	Rudi 1b-1f	3	1	2	1
C. Washington lf	3	1	2	0	C. Washington lf	3	0	1	0
Tenace 1b	0	0	0	0	Fingers p	0	0	0	0
Fosse c	2	0	1	0	Fosse c	3	1	1	1
Holt ph	1	0	1	2	Green 2b	3	0	0	0
H. Washington pr	0	0	0	0	Blue p	2	0	0	0
Haney c	0	0	0	0	Odum p	0	0	0	0
Green 2b	2	0	0	1	Tenace c	1	0	0	0
Holtzman p	3	1	1	1	<b>Totals</b>	<b>28</b>	<b>3</b>	<b>6</b>	<b>3</b>
Fingers p	0	0	0	0	Los Angeles	000	002	000	2 5 1
<b>Totals</b>	<b>26</b>	<b>5</b>	<b>7</b>	<b>5</b>	Oakland	110	000	10x	3 6

Los Angeles 000 200 000 2 7 1  
Oakland 001 004 00x 5 7  
0

**E** – Yeager, North. **DP** – Oakland 1. **LOB** – Los Angeles 6, Oakland 3. **2B** – Paciorek. **HR** – Fosse (off Sutton), Rudi (off Marshall). **SB** – Campaneris, North. **CS** – Lopes, C. Washington. **S** – Buckner. **SF** – Bando, Wynn.

Los Angeles	ip	h	r	er	bb	so
Messersmith (L)	6.0	6	5	5	4	4
Marshall	2.0	1	0	0	0	2
Oakland	ip	h	r	er	bb	so
Holtzman (W)	7.2	6	2	2	2	7
Fingers (Sv)	1.1	1	0	0	0	2

**WP** – Holtzman. **HBP** – by Messersmith (Campaneris).

**T** – 2:17. **A** – 49,347

**Umpires** – Denkinger, Olsen, Luciano, Gorman, Kunkel and Harvey.

Los Angeles 000 002 000 2 5 1  
Oakland 110 000 10x 3 6

**E** – Yeager, North. **DP** – Oakland 1. **LOB** – Los Angeles 6, Oakland 3. **2B** – Paciorek. **HR** – Fosse (off Sutton), Rudi (off Marshall). **SB** – Campaneris, North. **CS** – Lopes, C. Washington. **S** – Buckner. **SF** – Bando, Wynn.

Los Angeles	ip	h	r	er	bb	so
Sutton	5.0	4	2	2	1	3
Marshall (L)	3.0	2	1	1	0	4
Oakland	ip	h	r	er	bb	so
Blue	6.2	4	2	2	5	4
Odum (W)	0.1	0	0	0	0	0
Fingers (Sv)	2.0	1	0	0	1	0

**T** – 2:23. **A** – 49,347

**Umpires** – Olsen, Luciano, Gorman, Kunkel, Harvey and Denkinger.

# 1975 ALCS

The A's streak of three consecutive American League Pennants is snapped by Boston as the Red Sox sweep the A's in three games. After posting a team ERA under 3.00 in each of the previous three ALCS wins, the A's team ERA in 1975 ballooned to 4.32. Sal Bando paced the A's offense with a .500 batting average and Reggie Jackson drove in three of the seven runs the A's scored in the series.

Luis Tiant pitched a three-hitter in Boston's 7-1 win in Game 1 at Fenway Park. Three A's errors led to two runs in the first inning but the A's still trailed just 2-0 before Boston scored five in the seventh. The A's took a 3-0 lead in Game 2, highlighted by a Reggie Jackson two-run home run in the first inning but Boston tied the game with three in the fourth off Vida Blue. Rollie Fingers then allowed three runs in four innings as the A's lost 6-3. The series moved to Oakland for Game 3 but the Red Sox built a 4-0 lead in a 5-3 win. The A's started their Game 1 starter, Ken Holtzman, and he allowed four runs in 4 2/3 innings.

## FINAL STATISTICS

PLAYER	AVG	G	AB	R	H	TB	2B	3B	HR	RBI	SH	SF	HP	BB	IBB	SO	SB	CS	DP	E	SLG	OBP
Bando	.500	3	12	1	6	8	2	0	0	2	0	0	0	0	0	3	0	0	0	1	.667	.500
Campaneris	.000	3	11	1	0	0	0	0	0	0	0	0	0	1	0	1	0	0	0	0	.000	.083
Fosse	.000	1	2	0	0	0	0	0	0	0	0	0	0	0	0	1	0	0	0	0	.000	.000
Garner	.000	3	5	0	0	0	0	0	0	0	0	0	0	0	0	1	0	0	0	1	.000	.000
Harper	—	1	0	0	0	0	0	0	0	0	0	0	0	1	0	0	0	0	0	0	—	1.000
Holt	.333	3	3	0	1	2	1	0	0	0	0	0	0	0	0	0	0	0	0	0	.667	.333
Hopkins	—	1	0	0	0	0	0	0	0	0	0	0	0	0	0	0	0	0	0	0	—	—
Jackson	.417	3	12	1	5	8	0	0	1	3	0	0	0	0	0	2	0	0	0	0	.667	.417
Martinez	—	3	0	0	0	0	0	0	0	0	0	0	0	0	0	0	0	0	0	0	—	—
North	.000	3	10	0	0	0	0	0	0	1	0	0	0	2	0	0	0	0	0	1	.000	.167
Rudi	.250	3	12	1	3	5	2	0	0	0	0	0	0	0	0	1	0	0	1	0	.417	.250
Tenace	.000	3	9	0	0	0	0	0	0	0	0	0	0	3	0	2	0	0	1	0	.000	.250
Tovar	.500	2	2	2	1	1	0	0	0	0	0	0	0	1	0	0	0	0	0	1	.500	.667
Washington	.250	3	12	1	3	4	1	0	0	1	0	0	0	0	0	2	0	0	0	2	.333	.250
Williams	.000	3	8	0	0	0	0	0	0	0	0	0	0	1	0	1	0	0	0	0	.000	.111
<b>Totals</b>	<b>.194</b>	<b>3</b>	<b>98</b>	<b>7</b>	<b>19</b>	<b>28</b>	<b>6</b>	<b>0</b>	<b>1</b>	<b>7</b>	<b>0</b>	<b>0</b>	<b>0</b>	<b>9</b>	<b>0</b>	<b>14</b>	<b>0</b>	<b>0</b>	<b>2</b>	<b>6</b>	<b>.286</b>	<b>.262</b>

PITCHER	W	L	ERA	G	GS	CG	GF	SHO	SV	IP	H	R	ER	HR	HB	BB	IBB	SO	WP	BK	AVG
Abbott	0	0	0.00	1	0	0	1	0	0	1.0	0	0	0	0	0	0	0	0	0	0	.000
Blue	0	0	9.00	1	1	0	0	0	0	3.0	6	3	3	1	0	0	0	2	0	0	.429
Bosman	0	0	0.00	1	0	0	0	0	0	0.1	0	0	0	0	0	0	0	0	0	0	.000
Fingers	0	1	6.75	1	0	0	1	0	0	4.0	5	3	3	1	0	1	1	3	0	0	.385
Holtzman	0	2	4.09	2	2	0	0	0	0	11.0	12	8	5	0	0	1	0	7	0	0	.261
Lindblad	0	0	0.00	2	0	0	1	0	0	4.2	5	3	0	0	0	1	1	0	1	0	.313
Todd	0	0	9.00	3	0	0	0	0	0	1.0	3	1	1	0	0	0	0	0	0	0	.600
<b>Totals</b>	<b>0</b>	<b>3</b>	<b>4.32</b>	<b>3</b>	<b>3</b>	<b>0</b>	<b>3</b>	<b>0</b>	<b>0</b>	<b>25.0</b>	<b>31</b>	<b>18</b>	<b>12</b>	<b>2</b>	<b>0</b>	<b>3</b>	<b>2</b>	<b>12</b>	<b>1</b>	<b>0</b>	<b>.316</b>

**Game 1 — October 4**  
**Boston 7, Oakland 1**

**Game 2 — October 5**  
**Boston 6, Oakland 3**

**Game 3 — October 7**  
**Boston 5, Oakland 3**

Oakland	ab	r	h	bi
North cf	3	0	0	1
Washington lf	4	0	0	0
Bando 3b	4	0	0	0
Jackson rf	4	0	1	0
Tenace 1b	3	0	0	0
Rudi 1b	4	0	1	0
Williams dh	3	0	0	0
Hopkins pr-dh	0	0	0	0
Campaneris ss	4	1	0	0
Garner 2b	2	0	0	0
Holt ph	1	0	1	0
Martinez pr-2b	0	0	0	0
Holtzman p	0	0	0	0
Todd p	0	0	0	0
Lindblad p	0	0	0	0
Boseman p	0	0	0	0
Abbott p	0	0	0	0
<b>Totals</b>	<b>32</b>	<b>1</b>	<b>3</b>	<b>1</b>

Boston	ab	r	h	bi
Beniquez dh	4	1	2	1
Doyle 2b	3	1	0	1
Yastrzemski lf	4	1	1	0
Fisk c	4	2	1	0
Lynn cf	4	0	1	2
Petrocelli 3b	4	0	0	0
Evans rf	4	1	1	0
Cooper 1b	3	0	1	0
Burleson ss	3	1	1	1
Tiant p	0	0	0	0
<b>Totals</b>	<b>33</b>	<b>7</b>	<b>8</b>	<b>5</b>

Oakland	000	000	010	1	3	4
Boston	200	000	50x	7	8	3

**E** — Bando, Washington, Garner, Lynn, North, Burleson, Cooper. **LOB** — Oakland 7, Boston 5. **2B** — Evans, Burleson, Lynn, Holt. **SB** — Beniquez 2. **S** — Cooper. **SF** — Doyle.

Oakland	ip	h	r	er	bb	so
Holtzman (L)	6.1	5	4	2	1	4
Todd	0.0	1	1	1	0	0
Lindblad	0.1	2	2	0	0	0
Bosman	0.1	0	0	0	0	0
Abbott	1.0	0	0	0	0	0
<b>Boston</b>	<b>ip</b>	<b>h</b>	<b>r</b>	<b>er</b>	<b>bb</b>	<b>so</b>
Tiant (W)	9.0	3	1	0	3	8

Todd pitched to one batter in the 7th.

**T** — 2:40. **A** — 35,578

**Umpires** — Denkinger, DiMuro, Kunkel, Luciano, Evans and Morgenweck.

Oakland	ab	r	h	bi
North cf	4	0	0	0
Campaneris ss	3	0	0	0
Bando 3b	4	1	4	0
Jackson rf	4	1	2	2
Tenace 1b-c	4	0	0	0
Rudi lf	4	1	2	0
Washington dh	4	0	2	1
Garner 2b	2	0	0	0
Harper ph	0	0	0	0
Holt 1b	1	0	0	0
Fosse c	2	0	0	0
Williams ph	1	0	0	0
Martinez 2b	0	0	0	0
Tovar ph	1	0	0	0
Blue p	0	0	0	0
Todd p	0	0	0	0
Fingers p	0	0	0	0
<b>Totals</b>	<b>34</b>	<b>3</b>	<b>10</b>	<b>3</b>

Boston	ab	r	h	bi
Beniquez dh	4	1	1	0
Doyle 2b	3	1	1	0
Yastrzemski lf	3	2	2	2
Fisk c	4	1	2	1
Lynn cf	4	0	2	1
Petrocelli 3b	4	1	1	1
Evans rf	3	0	0	0
Cooper 1b	3	0	2	0
Burleson ss	2	0	1	0
Cleveland p	0	0	0	0
Moret p	0	0	0	0
Drago p	0	0	0	0
<b>Totals</b>	<b>30</b>	<b>6</b>	<b>12</b>	<b>5</b>

Oakland	200	100	000	3	10	0
Boston	000	301	11x	6	12	0

**DP** — Oakland 4, Boston 2. **LOB** — Oakland 6, Boston 3. **2B** — Bando 2, Rudi 2, Washington, Fisk, Cooper 2, Yastrzemski. **HR** — Jackson, Yastrzemski, Petrocelli. **S** — Burleson, Doyle.

Oakland	ip	h	r	er	bb	so
Blue	3.0	6	3	3	0	2
Todd	1.0	1	0	0	0	0
Fingers (L)	4.0	5	3	3	1	3
<b>Boston</b>	<b>ip</b>	<b>h</b>	<b>r</b>	<b>er</b>	<b>bb</b>	<b>so</b>
Cleveland	5.0	7	3	3	1	2
Moret (W)	1.0	1	0	0	1	0
Drago (Sv)	3.0	2	0	0	0	2

Blue pitched to four batters in the 4th. Todd pitched to one batter in the 5th. Cleveland pitched to one batter in the 6th. Moret pitched to one batter in the 7th.

**WP** — Drago.

**T** — 2:27. **A** — 35,578

**Umpires** — DiMuro, Kunkel, Luciano, Evans, Morgenweck and Denkinger.

Boston	ab	r	h	bi
Beniquez dh	4	0	0	0
Doyle 2b	5	1	2	1
Yastrzemski lf	4	1	2	0
Fisk c	4	1	2	1
Lynn cf	3	1	1	0
Petrocelli 3b	4	0	1	1
Evans rf	3	0	0	0
Cooper 1b	4	0	1	1
Burleson ss	4	1	2	0
Wise p	0	0	0	0
Drago p	0	0	0	0
<b>Totals</b>	<b>35</b>	<b>5</b>	<b>11</b>	<b>4</b>

Oakland	ab	r	h	bi
Campaneris ss	4	0	0	0
Washington lf	4	1	1	0
Bando 3b	4	0	2	2
Jackson rf	4	0	2	1
Tenace 1b-c	4	0	0	0
Rudi lf	4	0	0	0
Williams dh	4	0	0	0
Tenace c	2	0	0	0
North cf	3	0	0	0
Garner 2b	1	0	0	0
Tovar ph-2b	1	2	1	0
Martinez 2b	0	0	0	0
Holt ph	1	0	0	0
Holtzman p	0	0	0	0
Todd p	0	0	0	0
Lindblad p	0	0	0	0
<b>Totals</b>	<b>32</b>	<b>3</b>	<b>6</b>	<b>3</b>

Boston	000	130	010	5	11	1
Oakland	000	001	020	3	6	2

**E** — Washington, Tovar, Doyle. **DP** — Boston 1. **LOB** — Boston 6, Oakland 6. **2B** — Burleson. **SB** — Fisk. **S** — Beniquez, Lynn.

Boston	ip	h	r	er	bb	so
Wise (W)	7.1	6	3	2	3	2
Drago (Sv)	1.2	0	0	0	1	0
<b>Oakland</b>	<b>ip</b>	<b>h</b>	<b>r</b>	<b>er</b>	<b>bb</b>	<b>so</b>
Holtzman (L)	4.2	7	4	3	0	3
Todd	0.0	1	0	0	0	0
Lindblad	4.1	3	1	0	1	0

Todd pitched to one batter in the 5th.

**WP** — Lindblad.

**T** — 2:30. **A** — 49,358

**Umpires** — Kunkel, Luciano, Evans, Morgenweck, Denkinger and DiMuro.



# 1981 ALDS

The A's sweep a three-game series from Kansas City in baseball's first ever Division Series, pitting first and second half winners in each division in a season interrupted by a strike. The A's pitching staff allows just two runs in the entire series and the offense is paced by Dwayne Murphy who is 6 for 11 in the three-game series.

Mike Norris tosses a four-hit shutout in Game 1, a 4-0 A's victory at Kansas City. Wayne Gross hit a three-run home run in the fourth inning. The A's get their second consecutive complete game in Game 2 as Steve McCatty pitches a six-hitter in the A's 2-1 win. Tony Armas had a RBI double in the first inning and after the Royals tied the game in the fifth, Armas added a RBI double in the eighth for the win. The A's complete the sweep with a 4-1 win in Oakland in Game 3. Armas had a RBI single in the first and three Kansas City errors led to a run in the third. After the Royals scored a run in the fourth, Dave McKay homered and Dwayne Murphy had a RBI single in the bottom of the inning.

## FINAL STATISTICS

PLAYER	AVG	G	AB	R	H	TB	2B	3B	HR	RBI	SH	SF	HP	BB	IBB	SO	SB	CS	DP	E	SLG	OBP
Armas	.545	3	11	1	6	8	2	0	0	3	0	0	0	1	0	1	0	0	0	1	.727	.583
Bosetti	—	1	0	0	0	0	0	0	0	0	0	0	0	0	0	0	0	0	0	0	—	—
Drumright	.250	1	4	0	1	1	0	0	0	0	0	0	0	0	0	0	0	0	1	0	.250	.250
Gross	.400	2	5	1	2	5	0	0	1	3	0	0	0	0	0	0	0	0	0	0	1.000	.400
Heath	.000	2	8	0	0	0	0	0	0	0	0	0	0	0	0	1	0	0	0	0	.000	.000
Henderson	.182	3	11	3	2	2	0	0	0	0	0	0	0	2	0	0	2	0	0	0	.182	.308
Johnson	.286	2	7	0	2	3	1	0	0	1	0	0	0	0	0	1	0	0	0	0	.429	.286
Klutts	.143	2	7	0	1	1	0	0	0	0	1	0	0	0	0	1	0	0	0	0	.143	.143
McKay	.273	3	11	1	3	6	0	0	1	1	0	0	0	1	0	1	0	0	0	1	.545	.333
Moore	.000	2	8	0	0	0	0	0	0	0	0	0	0	0	0	2	0	0	0	0	.000	.000
Murphy	.545	3	11	4	6	10	1	0	1	2	0	0	0	1	0	1	0	1	0	0	.909	.583
Newman	.000	1	3	0	0	0	0	0	0	1	0	0	0	0	0	1	0	0	0	0	.000	.000
Picciolo	.333	1	3	0	1	1	0	0	0	0	0	0	0	0	0	0	0	0	0	0	.333	.333
Spencer	.250	1	4	0	1	2	1	0	0	0	0	0	0	0	0	0	0	0	0	0	.500	.250
Stanley	.000	3	6	0	0	0	0	0	0	0	0	0	0	1	0	1	0	0	0	0	.000	.143
pitchers	—	0	0	0	0	0	0	0	0	0	0	0	0	0	0	0	0	0	0	1	—	—
<b>Totals</b>	<b>.253</b>	<b>3</b>	<b>99</b>	<b>10</b>	<b>25</b>	<b>39</b>	<b>5</b>	<b>0</b>	<b>3</b>	<b>9</b>	<b>3</b>	<b>0</b>	<b>0</b>	<b>6</b>	<b>0</b>	<b>10</b>	<b>2</b>	<b>1</b>	<b>1</b>	<b>3</b>	<b>.394</b>	<b>.295</b>

PITCHER	W	L	ERA	G	GS	CG	GF	SHO	SV	IP	H	R	ER	HR	HB	BB	IBB	SO	WP	BK	AVG
Beard	0	0	0.00	1	0	0	1	0	1	1.1	0	0	0	0	0	0	0	2	0	0	.000
Langford	1	0	1.23	1	1	0	0	0	0	7.1	10	1	1	0	0	0	0	3	0	0	.333
McCatty	1	0	1.00	1	1	0	0	0	0	9.0	6	1	1	0	0	4	0	3	0	0	.188
Norris	1	0	0.00	1	1	0	1	0	1	9.0	4	0	0	0	0	3	0	2	0	0	.129
Underwood	0	0	0.00	1	0	0	0	0	0	0.1	0	0	0	0	0	0	0	1	0	0	.000
<b>Totals</b>	<b>3</b>	<b>0</b>	<b>0.67</b>	<b>3</b>	<b>3</b>	<b>2</b>	<b>1</b>	<b>1</b>	<b>1</b>	<b>27.0</b>	<b>20</b>	<b>2</b>	<b>2</b>	<b>0</b>	<b>0</b>	<b>7</b>	<b>0</b>	<b>11</b>	<b>0</b>	<b>0</b>	<b>.204</b>

**Game 1 — October 6**  
Oakland 4, Kansas City 0

Oakland	ab	r	h	bi
Henderson lf	4	0	0	0
Murphy cf	3	2	2	1
Drumright dh	4	0	1	0
Armas rf	4	1	1	0
Gross 3b	4	1	2	3
Spencer 1b	4	0	1	0
Heath c	4	0	0	0
McKay 2b	4	0	1	0
Stanley ss	4	0	0	0
<b>Totals</b>	<b>35</b>	<b>4</b>	<b>8</b>	<b>4</b>

Kansas City	ab	r	h	bi
Wilson lf	4	0	1	0
White 2b	3	0	0	0
Brett 3b	4	0	0	0
Aikens 1b	4	0	1	0
Otis cf	4	0	0	0
McRae dh	4	0	0	0
Hurdle rf	3	0	1	0
Wathan c	2	0	0	0
Washington ss	3	0	1	0
<b>Totals</b>	<b>31</b>	<b>0</b>	<b>4</b>	<b>0</b>

Oakland	000	300	010	4	8	2
Kansas City	000	000	000	0	4	1

E — Norris, Brett, McKay. DP — Oakland 2, Kansas City 1. LOB — Oakland 5, Kansas City 7. 2B — Spencer. HR — Gross, Murphy.

Oakland	ip	h	r	er	bb	so
Norris (W)	9.0	4	0	0	3	2
<b>Kansas City</b>	<b>ip</b>	<b>h</b>	<b>r</b>	<b>er</b>	<b>bb</b>	<b>so</b>
Leonard (L)	8.0	7	4	1	1	3
Martin	1.0	1	0	0	0	0

T — 2:35. A — 40,592

Umpires — Maloney, Brinkman, Palermo, Denkinger, Evans, McKean.

**Game 2 — October 7**  
Oakland 2, Kansas City 1

Oakland	ab	r	h	bi
Henderson lf	5	0	0	0
Murphy cf	4	2	2	0
Johnson dh	3	0	1	0
Armas rf	4	0	4	2
Bosetti pr-rf	0	0	0	0
Kluttz 3b	3	0	1	0
Moore 1b	4	0	0	0
McKay 2b	4	0	1	0
Newman c	3	0	0	0
Picciole ss	3	0	1	0
Gross ph	1	0	0	0
Stanley ss	0	0	0	0
<b>Totals</b>	<b>34</b>	<b>2</b>	<b>10</b>	<b>2</b>

Kansas City	ab	r	h	bi
Wilson lf	5	0	1	1
White 2b	4	0	0	0
Brett 3b	4	0	1	0
Aikens 1b	1	0	0	0
Geronimo pr	0	0	0	0
May 1b	0	0	0	0
Otis cf	4	0	0	0
McRae dh	3	0	0	0
Hurdle rf	4	0	1	0
Wathan c	4	1	2	0
Washington ss	3	0	1	0
<b>Totals</b>	<b>32</b>	<b>1</b>	<b>6</b>	<b>1</b>

Oakland	100	000	010	2	10	1
Kansas City	000	010	000	1	6	0

E — Armas. LOB — Oakland 8, Kansas City 9. 2B — Johnson, Armas 2. SB — Henderson. S — Kluttz, Washington, Johnson, Newman.

Oakland	ip	h	r	er	bb	so
McCatty (W)	9.0	6	1	1	4	3
<b>Boston</b>	<b>ip</b>	<b>h</b>	<b>r</b>	<b>er</b>	<b>bb</b>	<b>so</b>
Jones (L)	8.0	9	2	2	0	2
Quisenberry	1.0	1	0	0	0	0

T — 2:50. A — 40,274

Umpires — Brinkman, Palermo, Denkinger, Evans, McKean, Maloney.

**Game 3 — October 9**  
Oakland 4, Kansas City 1

Kansas City	ab	r	h	bi
Wilson lf	4	0	2	0
White 2b	4	1	2	0
Brett 3b	4	0	1	0
Aikens 1b	4	0	2	0
Otis cf	4	0	0	1
McRae dh	4	0	1	0
Hurdle rf	4	0	1	0
Wathan c	4	0	1	0
Washington ss	3	0	0	0
<b>Totals</b>	<b>35</b>	<b>1</b>	<b>10</b>	<b>1</b>

Oakland	ab	r	h	bi
Henderson lf	2	3	2	0
Murphy cf	4	0	2	1
Johnson dh	4	0	1	0
Armas rf	3	0	1	1
Kluttz 3b	4	0	0	0
Moore 1b	4	0	0	0
Heath c	4	0	0	0
McKay 2b	3	1	1	1
Stanley ss	2	0	0	0
<b>Totals</b>	<b>30</b>	<b>4</b>	<b>7</b>	<b>3</b>

Kansas City	000	100	000	1	10	3
Oakland	101	200	00x	4	7	0

E — Washington, White, Wathan. DP — Oakland 1. LOB — Kansas City 7, Oakland 7. 2B — McRae, Murphy. HR — McKay. SB — Henderson.

Kansas City	ip	h	r	er	bb	so
Gura (L)	3.2	7	4	3	3	3
Martin	4.1	0	0	0	2	2
<b>Oakland</b>	<b>ip</b>	<b>h</b>	<b>r</b>	<b>er</b>	<b>bb</b>	<b>so</b>
Langford (W)	7.1	10	1	1	0	3
Underwood	0.1	0	0	0	0	1
Beard (S)	1.1	0	0	0	0	2

T — 2:59. A — 40,002

Umpires — Palermo, Denkinger, Evans, McKean, Maloney, Brinkman.

# 1981 ALCS

The A's are swept by the New York Yankees in three games in their first ALCS appearance in seven years. The A's are outscored 20-4 in the three-game set, compiling a .222 batting average while allowing a 6.84 ERA. Rickey Henderson provides most of the offense as he is 4 for 11 with two doubles, a triple, an RBI and two stolen bases.

The Yankees scored three times in the first inning off A's starter Mike Norris in Game 1 en route to a 3-1 victory. Dwayne Murphy drives in Rob Picciolo with the A's lone run in the first inning. The A's take a 3-1 lead in Game 2 before New York scores seven times in the bottom of the fourth inning to take an 8-3 lead. Steve McCatty takes the loss, allowing five runs on six hits in 3 1/3 innings and all five A's pitchers allow at least one run. The Yankees then clinch the series with a 4-0 victory in Game 3 as Dave Righetti, Ron Davis and Rich Gossage combine to blank the A's on five hits.

## FINAL STATISTICS

PLAYER	AVG	G	AB	R	H	TB	2B	3B	HR	RBI	SH	SF	HP	BB	IBB	SO	SB	CS	DP	E	SLG	OBP
Armas	.167	3	12	0	2	2	0	0	0	0	0	0	0	0	0	5	0	0	1	0	.167	.167
Bosetti	.250	2	4	1	1	2	1	0	0	0	0	0	0	0	0	1	0	0	0	0	.500	.250
Davis	1.000	1	1	0	1	1	0	0	0	0	0	0	0	0	0	0	0	0	0	0	1.000	1.000
Drumright	.000	3	4	0	0	0	0	0	0	0	0	0	0	1	1	0	0	0	0	0	.000	.200
Gross	.000	3	5	0	0	0	0	0	0	0	0	0	0	0	0	0	0	0	0	0	.000	.000
Heath	.333	3	6	1	2	2	0	0	0	0	0	0	0	0	0	1	0	0	0	0	.333	.333
Henderson	.364	3	11	0	4	8	2	1	0	1	0	0	0	1	0	2	2	0	1	1	.727	.417
Johnson	.000	2	6	0	0	0	0	0	0	0	0	0	0	2	0	2	0	0	0	0	.000	.250
Klutts	.429	3	7	1	3	3	0	0	0	0	0	0	0	0	0	1	0	0	0	1	.429	.429
McKay	.273	3	11	0	3	3	0	0	1	0	0	0	0	0	0	2	0	0	1	1	.273	.273
Moore	.250	3	8	0	2	2	0	0	0	0	0	0	0	0	0	1	0	0	1	0	.250	.250
Murphy	.250	3	8	0	2	3	1	0	0	1	0	0	0	2	0	3	0	0	1	0	.375	.400
Newman	.000	2	5	0	0	0	0	0	0	0	0	0	0	0	0	2	0	0	1	0	.000	.000
Picciolo	.200	2	5	1	1	1	0	0	0	0	0	0	0	0	0	2	0	0	0	1	.200	.200
Spencer	.000	2	3	0	0	0	0	0	0	0	0	0	0	0	0	0	0	0	0	0	.000	.000
Stanley	.333	2	3	0	1	1	0	0	1	0	0	0	0	0	0	1	0	0	0	0	.333	.333
<b>Totals</b>	<b>.222</b>	<b>3</b>	<b>99</b>	<b>4</b>	<b>22</b>	<b>28</b>	<b>4</b>	<b>1</b>	<b>0</b>	<b>4</b>	<b>0</b>	<b>0</b>	<b>0</b>	<b>6</b>	<b>1</b>	<b>23</b>	<b>2</b>	<b>0</b>	<b>6</b>	<b>4</b>	<b>.283</b>	<b>.267</b>

PITCHER	W	L	ERA	G	GS	CG	GF	SHO	SV	IP	H	R	ER	HR	HB	BB	IBB	SO	WP	BK	AVG
Beard	0	0	40.50	1	0	0	0	0	0	0.2	5	3	3	1	0	0	0	0	0	0	.714
Jones	0	0	4.50	1	0	0	0	0	0	2.0	2	1	1	0	1	1	0	0	0	0	.250
Keough	0	1	1.08	1	1	0	0	0	0	8.1	7	2	1	1	1	0	6	4	1	0	.219
Kingman	0	0	81.00	1	0	0	0	0	0	0.1	3	3	3	0	0	0	0	0	0	0	.750
McCatty	0	1	13.50	1	1	0	0	0	0	3.1	6	5	5	0	1	2	0	2	0	0	.375
Norris	0	1	3.68	1	1	0	0	0	0	7.1	6	3	3	0	0	2	0	4	0	0	.222
Owchinko	0	0	5.40	1	0	0	1	0	0	1.2	3	1	1	1	1	0	0	0	0	0	.429
Underwood	0	0	13.50	2	0	0	2	0	0	1.1	4	2	2	0	0	2	0	0	0	0	.667
<b>Team Totals</b>	<b>0</b>	<b>3</b>	<b>6.84</b>	<b>3</b>	<b>3</b>	<b>0</b>	<b>3</b>	<b>0</b>	<b>0</b>	<b>25.0</b>	<b>36</b>	<b>20</b>	<b>19</b>	<b>3</b>	<b>2</b>	<b>13</b>	<b>0</b>	<b>10</b>	<b>1</b>	<b>0</b>	<b>.336</b>

**Game 1 — October 13**  
New York 3, Oakland 1

**Game 2 — October 14**  
New York 13, Oakland 3

**Game 3 — October 15**  
New York 4, Oakland 0

Oakland	ab	r	h	bi
Henderson lf	4	0	2	0
Murphy cf	2	0	0	1
Johnson dh	3	0	0	0
Armas rf	4	0	1	0
Kluttz 3b	3	0	2	0
Gross ph-3b	1	0	0	0
Moore 1b	4	0	0	0
Newman c	2	0	0	0
Drumright ph	1	0	0	0
Heath c	1	0	0	0
McKay 2b	4	0	0	0
Picciolo ss	3	1	1	0
<b>Totals</b>	<b>32</b>	<b>1</b>	<b>6</b>	<b>1</b>

Oakland	ab	r	h	bi
Henderson lf	5	0	1	1
Murphy cf	5	0	2	0
Moore 1b	2	0	0	0
Spencer ph-1b	2	0	0	0
Armas rf	4	0	0	0
Kluttz 3b	2	1	1	0
Gross ph-3b	2	0	0	0
Heath c	4	1	2	0
McKay 2b	4	0	2	1
Bosetti dh	1	1	1	0
Drumright ph-dh	2	0	0	0
Stanley ss	3	0	1	1
Davis ph	1	0	1	0
<b>Totals</b>	<b>37</b>	<b>3</b>	<b>11</b>	<b>3</b>

New York	ab	r	h	bi
Mumphrey cf	3	0	1	0
Milbourne ss	4	1	1	0
Winfield lf	5	0	0	0
Murcer dh	3	0	1	0
Piniella ph-dh	1	1	1	0
Gamble rf	1	0	0	0
Foote ph	1	0	1	0
Brown pr-rf	0	1	0	0
Nettles 3b	5	0	1	3
Watson 1b	5	0	1	0
Cerone c	4	0	1	0
Randolph 2b	4	1	2	1
<b>Totals</b>	<b>36</b>	<b>4</b>	<b>10</b>	<b>4</b>

New York	ab	r	h	bi
Mumphrey cf	4	0	1	0
Milbourne ss	4	1	3	0
Winfield lf	3	0	0	0
Jackson rf	3	1	0	0
Gamble dh	2	1	0	0
Piniella ph-dh	1	0	1	0
Nettles 3b	3	0	1	3
Watson 1b	3	0	1	0
Brown pr	0	0	0	0
Revering 1b	1	0	0	0
Cerone c	2	0	0	0
Randolph 2b	3	0	0	0
<b>Totals</b>	<b>29</b>	<b>3</b>	<b>7</b>	<b>3</b>

New York	ab	r	h	bi
Mumphrey cf	5	2	4	0
Milbourne ss	5	2	2	1
Robertson ph-ss	1	0	0	0
Winfield lf	5	2	2	2
Jackson rf	1	0	0	1
Piniella rf	3	1	1	3
Brown rf	1	1	1	0
Gamble dh	3	1	1	1
Nettles 3b	4	2	4	3
Rodriguez 3b	0	0	0	0
Watson 1b	4	0	1	1
Revering 1b	1	0	1	0
Cerone c	4	1	0	0
Foote c	0	0	0	0
Randolph 2b	5	1	2	1
<b>Totals</b>	<b>42</b>	<b>13</b>	<b>19</b>	<b>13</b>

Oakland	ab	r	h	bi
Henderson lf	2	0	1	0
Heath lf	1	0	0	0
Murphy cf	1	0	0	0
Bosetti ph-cf	3	0	0	0
Johnson dh	3	0	0	0
Armas rf	4	0	1	0
Kluttz 3b	2	0	0	0
Gross ph-3b	2	0	0	0
Moore 1b	2	0	2	0
Spencer ph-1b	1	0	0	0
McKay 2b	3	0	1	0
Newman c	3	0	0	0
Picciolo ss	2	0	0	0
Drumright ph	1	0	0	0
Stanley ss	0	0	0	0
<b>Totals</b>	<b>30</b>	<b>0</b>	<b>5</b>	<b>0</b>

Oakland	000	010	000	1	6	1
New York	300	000	00x	3	7	1

E — Nettles, Henderson. DP — New York 2. LOB — Oakland 7, New York 7. 2B — Nettles, Henderson 2. SB — Jackson. S — Cerone.

Oakland	001	200	000	3	11	1
New York	100	701	40x	13	19	0

E — Kluttz. DP — New York 2. LOB — Oakland 8, New York 11. 2B — Mumphrey, Bosetti, Winfield, Murphy. 3B — Henderson. HR — Piniella, Nettles. SB — Winfield. SF — Gamble.

Oakland	ip	h	r	er	bb	so
McCatty (L)	3.1	6	5	5	2	2
Beard	0.2	5	3	3	0	0
Jones	2.0	2	1	1	1	0
Kingman	0.1	3	3	3	0	0
Owchinko	1.2	3	1	1	0	0
<b>New York</b>	<b>ip</b>	<b>h</b>	<b>r</b>	<b>er</b>	<b>bb</b>	<b>so</b>
May	3.1	6	3	3	0	5
Frazier (W)	5.2	5	0	0	1	5

WP — Frazier. PB — Cerone. HBP — by McCatty (Cerone), by Jones (Nettles). T — 3:08. A — 48,497. Umpires — Goetz, Neudecker, Springstead, Merrill, Voltaggio and Bremigan.

New York	000	001	003	4	10	0
Oakland	000	000	000	0	5	2

E — Picciolo, McKay. DP — New York 2, Oakland 1. LOB — New York 12, Oakland 5. 2B — Nettles. HR — Randolph. SB — Henderson 2. S — Milbourne.

New York	ip	h	r	er	bb	so
Righetti (W)	6.0	4	0	0	2	4
Davis	2.0	0	0	0	0	1
Gossage	1.0	1	0	0	0	2
<b>Oakland</b>	<b>ip</b>	<b>h</b>	<b>r</b>	<b>er</b>	<b>bb</b>	<b>so</b>
Keough (L)	8.1	7	2	1	6	4
Underwood	0.2	3	2	2	0	0

WP — Keough. T — 3:19. A — 47,302. Umpires — Neudecker, Springstead, Merrill, Voltaggio, Bremigan and Goetz.

T — 2:52. A — 55,740. Umpires — Bremigan, Goetz, Neudecker, Springstead, Merrill and Voltaggio.

# 1988 ALCS

The A's sweep the Boston Red Sox in four games to win their first American League pennant in 14 years. The A's hit .299 in the series and the pitching staff posts a 2.00 ERA while holding the Red Sox to a .206 batting average. Dennis Eckersley was named ALCS MVP after saving all four games and the bullpen recorded three of the wins. Dave Henderson hit .375 and Jose Canseco hit three of the A's seven home runs.

Jose Canseco homers in the fourth inning of Game 1 but Dave Henderson provides the game winning single in the eighth inning in the A's 2-1 victory. Game 2 is a scoreless tie until the Red Sox score twice in the sixth off Storm Davis but Jose Canseco hit a two-run home run and Mark McGwire added a RBI single in the seventh to give the A's a 3-2 lead. After the Red Sox tie the game, Walt Weiss has the game winning RBI single in the ninth. The A's outscore the Red Sox 10-6 in Game 3 as Carney Lansford, McGwire and Ron Hassey have three hits each while Hassey drives in three runs. The A's clinch the series with a 4-1 win in Game 4 as Dave Stewart allows a run in seven innings for the win. Jose Canseco homered in the first and Dave Henderson had a RBI single in the third before the A's score two insurance runs in the eighth.

## FINAL STATISTICS

PLAYER	AVG	G	AB	R	H	TB	2B	3B	HR	RBI	SH	SF	HP	BB	IBB	SO	SB	CS	DP	E	SLG	OBP
Baylor	.000	2	6	0	0	0	0	0	0	1	0	1	0	1	0	2	0	0	0	0	.000	.125
Canseco	.313	4	16	4	5	15	1	0	3	4	0	0	0	1	0	2	1	1	1	0	.938	.353
Gallego	.083	4	12	1	1	1	0	0	0	0	0	0	0	0	0	3	0	0	0	0	.083	.083
Hassey	.500	4	8	2	4	8	1	0	1	3	0	0	0	1	1	1	0	0	0	0	1.000	.556
Henderson	.375	4	16	2	6	10	1	0	1	4	0	0	0	1	0	7	0	0	0	2	.625	.412
Javier	.500	2	4	0	2	2	0	0	0	1	0	0	0	1	1	0	0	0	0	0	.500	.600
Lansford	.294	4	17	4	5	9	1	0	1	2	0	0	0	0	0	2	0	1	0	0	.529	.294
McGwire	.333	4	15	4	5	8	0	0	1	3	0	0	0	1	1	5	0	0	0	0	.533	.375
Parker	.250	3	12	1	3	4	1	0	0	0	0	0	0	0	0	4	0	0	0	1	.333	.250
Phillips	.286	2	7	0	2	3	1	0	0	0	0	0	0	1	0	3	0	0	0	0	.429	.375
Polonia	.400	3	5	0	2	2	0	0	0	0	0	0	0	1	0	2	0	1	0	0	.400	.500
Steinbach	.250	2	4	0	1	1	0	0	0	0	0	0	0	2	0	0	0	0	0	0	.250	.500
Weiss	.333	4	15	2	5	7	2	0	0	2	0	0	0	0	0	4	0	0	0	0	.467	.333
<b>Totals</b>	<b>.299</b>	<b>4</b>	<b>137</b>	<b>20</b>	<b>41</b>	<b>70</b>	<b>8</b>	<b>0</b>	<b>7</b>	<b>20</b>	<b>0</b>	<b>1</b>	<b>0</b>	<b>10</b>	<b>3</b>	<b>35</b>	<b>1</b>	<b>3</b>	<b>1</b>	<b>3</b>	<b>.511</b>	<b>.345</b>

PITCHER	W	L	ERA	G	GS	CG	GF	SHO	SV	IP	H	R	ER	HR	HB	BB	IBB	SO	WP	BK	AVG
Cadaret	0	0	27.00	1	0	0	0	0	0	0.1	1	1	1	1	0	0	0	0	0	0	.500
Davis	0	0	0.00	1	1	0	0	0	0	6.1	2	2	0	0	0	5	0	4	1	0	.100
Eckersley	0	0	0.00	4	0	0	4	0	4	6.0	1	0	0	0	0	2	0	5	0	0	.053
Honeycutt	1	0	0.00	3	0	0	0	0	0	2.0	0	0	0	0	0	2	0	0	0	0	.000
Nelson	2	0	0.00	2	0	0	0	0	0	4.2	5	0	0	0	0	1	0	0	0	0	.294
Plunk	0	0	0.00	1	0	0	0	0	0	0.1	1	0	0	0	0	0	0	1	0	0	.500
Stewart	1	0	1.35	2	2	0	0	0	0	13.1	9	2	2	0	1	6	0	11	0	0	.188
Welch	0	0	27.00	1	1	0	0	0	0	1.2	6	5	5	1	0	2	0	0	0	0	1.667
Young	0	0	0.00	1	0	0	0	0	0	1.1	1	1	0	0	0	0	0	2	0	0	.200
<b>Totals</b>	<b>4</b>	<b>0</b>	<b>2.00</b>	<b>4</b>	<b>4</b>	<b>0</b>	<b>4</b>	<b>0</b>	<b>4</b>	<b>36.0</b>	<b>26</b>	<b>11</b>	<b>8</b>	<b>2</b>	<b>1</b>	<b>18</b>	<b>0</b>	<b>23</b>	<b>1</b>	<b>1</b>	<b>.206</b>

**Game 1 — October 5**  
Oakland 2, Boston 1

**Game 2 — October 6**  
Oakland 4, Boston 3

**Game 3 — October 8**  
Oakland 10, Boston 6

Oakland	ab	r	h	bi
Lansford 3b	4	1	1	0
Henderson cf	4	0	2	0
Canseco rf	4	1	1	1
McGwire 1b	4	0	0	0
Steinbach c	2	0	1	0
Hassey c	1	0	0	0
Baylor dh	3	0	0	0
Polonia pr	0	0	0	0
Phillips lf	3	0	0	0
Gallego 2b	4	0	0	0
Weiss ss	3	0	1	0
<b>Totals</b>	<b>32</b>	<b>2</b>	<b>6</b>	<b>2</b>

Oakland	ab	r	h	bi
Polonia lf	5	0	2	0
Gallego 2b	0	0	0	0
Henderson cf	3	1	1	0
Canseco rf	4	1	1	2
Parker dh	4	0	1	0
Lansford 3b	4	1	0	0
Hassey c	4	1	1	0
McGwire 1b	4	0	1	1
Phillips 2b-lf	4	0	2	0
Weiss ss	4	0	1	1
<b>Totals</b>	<b>36</b>	<b>4</b>	<b>10</b>	<b>4</b>

Boston	ab	r	h	bi
Burks cf	5	2	2	0
Barrett 2b	4	1	1	0
Boggs 3b	4	2	3	2
Greenwell lf	5	1	2	3
Rice dh	5	0	0	0
Evans rf	2	0	1	1
Gedman c	3	0	2	0
Reed ss	3	0	1	0
Benzinger 1b	3	0	0	0
Parrish ph-1b	1	0	0	0
<b>Totals</b>	<b>35</b>	<b>6</b>	<b>12</b>	<b>6</b>

Boston	ab	r	h	bi
Boggs 3b	4	0	1	1
Barrett 2b	4	0	0	0
Evans rf	4	0	1	0
Greenwell lf	3	0	0	0
Benzinger 1b	4	0	0	0
Burks cf	4	0	0	0
Rice dh	2	0	1	0
Romine pr	0	1	0	0
Parrish ph	1	0	0	0
Reed ss	2	0	1	0
Gedman c	3	0	2	0
Romero pr	0	0	0	0
<b>Totals</b>	<b>31</b>	<b>1</b>	<b>6</b>	<b>1</b>

Boston	ab	r	h	bi
Boggs 3b	3	0	0	0
Barrett 2b	4	0	0	0
Evans rf	3	1	0	0
Greenwell lf	2	1	0	0
Rice dh	4	0	1	0
Romine pr	0	0	0	0
Burks cf	4	0	1	1
Benzinger 1b	3	0	1	0
Reed ss	2	0	0	0
Parrish ph	1	0	0	0
Gedman c	4	1	1	1
<b>Totals</b>	<b>30</b>	<b>3</b>	<b>4</b>	<b>2</b>

Oakland	ab	r	h	bi
Lansford 3b	5	2	3	2
Henderson cf	5	1	2	2
Canseco rf	4	0	0	0
Parker dh	5	1	1	0
McGwire 1b	4	3	3	1
Hassey c	3	1	3	3
Javier lf	3	0	1	1
Gallego 2b	4	1	1	0
Weiss ss	4	1	1	1
<b>Totals</b>	<b>37</b>	<b>10</b>	<b>15</b>	<b>10</b>

Oakland	000	100	010	2	6	0
Boston	000	000	100	1	6	0

**DP** – Oakland 1, Boston 1. **LOB** – Oakland 6, Boston 9. **2B** – Weiss, Evans, Lansford, Reed. **HR** – Canseco. **SF** – Boggs.

Oakland	ip	h	r	er	bb	so
Stewart	6.1	5	1	1	3	6
Honeycutt (W)	0.2	0	0	0	0	0
Eckersley (Sv)	2.0	1	0	0	1	3
<b>Boston</b>	<b>ip</b>	<b>h</b>	<b>r</b>	<b>er</b>	<b>bb</b>	<b>so</b>
Hurst (L)	9.0	6	2	2	3	7

**PB** – Steinbach. **HBP** – by Stewart (Reed). **T** – 2:44. **A** – 34,104

Oakland	000	000	301	4	10	1
Boston	000	002	100	3	4	1

**E** – Clemens, Henderson. **DP** – Oakland 1. **LOB** – Oakland 6, Boston 6. **2B** – Phillips. **HR** – Canseco, Gedman. **S** – Reed.

Oakland	ip	h	r	er	bb	so
Davis	6.1	2	2	0	5	4
Cadaret	0.1	1	1	1	0	0
Nelson (W)	1.1	1	0	0	0	0
Eckersley (Sv)	1.0	0	0	0	0	0
<b>Boston</b>	<b>ip</b>	<b>h</b>	<b>r</b>	<b>er</b>	<b>bb</b>	<b>so</b>
Clemens	7.0	6	3	3	0	8
Stanley	0.1	1	0	0	1	0
Smith (L)	1.2	3	1	1	0	1

**WP** – Davis, Clemens. **Balk** – Clemens. **PB** – Gedman. **T** – 3:14. **A** – 34,605

Boston	320	000	100	6	12	0
Oakland	042	010	12x	10	15	1

**E** – Henderson. **DP** – Boston 1, Oakland 2. **LOB** – Boston 8, Oakland 6. **2B** – Greenwell, Burks, Weiss, Hassey, Parker. **HR** – Greenwell, McGwire, Lansford, Hassey, Henderson. **S** – Barrett. **SF** – Boggs.

Boston	ip	h	r	er	bb	so
Boddicker (L)	2.2	8	6	6	1	2
Gardner	4.2	6	3	3	2	8
Stanley	0.2	1	1	1	0	0
<b>Oakland</b>	<b>ip</b>	<b>h</b>	<b>r</b>	<b>er</b>	<b>bb</b>	<b>so</b>
Welch	1.2	6	5	5	2	0
Nelson (W)	3.1	4	0	0	1	0
Young	1.1	1	1	0	0	2
Plunk	0.1	1	0	0	0	1
Honeycutt	0.1	0	0	0	1	0
Eckersley (Sv)	2.0	0	0	0	0	2

Honeycutt pitched to one batter in the 8th. **Balk** – Welch. **T** – 3:14. **A** – 49,261

Game 4 — October 9  
Oakland 4, Boston 1

Boston	ab	r	h	bi
Boggs 3b	2	0	1	0
Greenwell lf	4	0	1	0
Rice dh	2	0	0	1
Owen ph	0	0	0	0
Evans rf	3	0	0	0
Benzinger ph	1	0	0	0
Gedman c	4	0	0	0
Reed ss	4	0	1	0
Parrish ph	3	0	0	0
<b>Totals</b>	<b>30</b>	<b>1</b>	<b>4</b>	<b>1</b>

Oakland	ab	r	h	bi
Lansford 3b	4	0	1	0
Henderson cf	4	0	1	1
Canseco rf	4	2	3	1
McGwire 1b	3	1	1	1
Parker lf	3	0	1	0
Javier pr-lf	1	0	1	0
Steinbach c	2	0	0	0
Polonia ph	0	0	0	0
Hassey c	0	0	0	0
Baylor dh	3	0	0	1
Gallego 2b	4	0	0	0
Weiss ss	4	1	2	0
<b>Totals</b>	<b>32</b>	<b>4</b>	<b>10</b>	<b>4</b>

Boston	000	001	000	1	4	0
Oakland	101	000	02x	4	10	1

E – Parker. **DP** – Oakland 1. **LOB** – Boston 7, Oakland 8. **2B** – Henderson, Canseco. **HR** – Canseco. **SB** – Canseco. **SF** – Baylor.

Boston	ip	h	r	er	bb	so
Hurst (L)	4.0	4	2	2	2	5
Smithson	2.1	3	0	0	0	1
Smith	1.2	3	2	2	1	3
Oakland	ip	h	r	er	bb	so
Stewart (W)	7.0	4	1	1	3	5
Honeycutt	1.0	0	0	0	1	0
Eckersley (Sv)	1.0	0	0	0	1	0

Stewart pitched to one batter in the 8th.  
T – 2:55. A – 49,406

# 1988 WORLD SERIES

The A's return to the World Series for the first time in 14 years when they also met the Dodgers. After winning the series in five games in 1974, the A's lose to the Dodgers in five games in 1988. The A's hit just .177 in the series and are outscored 21-11 in the five games. Jose Canseco collects just one hit in the series but leads the A's with five RBI. Storm Davis loses twice and posts an 11.25 ERA.

Canseco hits a grand slam in the second inning of Game 1 to give the A's a 4-2 lead before Kirk Gibson hits a pinch-hit two-out two-run home run in the bottom of the ninth to lift the Dodgers to a 5-4 win. Orel Hershiser shuts out the A's on three hits in a 6-0 Los Angeles win in Game 2. Davis allows six runs in 3 1/3 innings and Dave Parker has all three of the A's hits. The series moves to Oakland for Game 3 and the A's get their only win of the series when Mark McGwire breaks a 1-1 tie with a one-out home run in the bottom of the ninth. The Dodgers score two runs in the first inning of Game 4 and lead the rest of the way in a 4-3 win. Dave Henderson collects four hits. Hershiser clinched World Series MVP honors by tossing a four-hitter in Game 5 to defeat the A's 5-2.

## FINAL STATISTICS

PLAYER	AVG	G	AB	R	H	TB	2B	3B	HR	RBI	SH	SF	HP	BB	IBB	SO	SB	CS	DP	E	SLG	OBP
Baylor	.000	1	1	0	0	0	0	0	0	0	0	0	0	0	0	1	0	0	0	0	.000	.000
Canseco	.053	5	19	1	1	4	0	0	1	5	0	0	1	2	0	5	1	0	0	0	.211	.182
Davis	.000	2	1	0	0	0	0	0	0	0	0	0	0	0	0	1	0	0	0	0	.000	.000
Gallego	—	1	0	0	0	0	0	0	0	0	0	0	0	0	0	0	0	0	0	0	—	—
Hassey	.250	5	8	0	2	2	0	0	0	1	0	0	0	3	0	3	0	0	0	0	.250	.455
Henderson	.300	5	20	1	6	8	2	0	0	1	0	0	0	2	0	7	0	0	0	0	.400	.364
Hubbard	.250	4	12	2	3	3	0	0	0	0	0	0	0	1	0	2	1	0	0	1	.250	.308
Javier	.500	3	4	0	2	2	0	0	0	2	0	1	0	0	0	1	0	0	0	0	.500	.400
Lansford	.167	5	18	2	3	3	0	0	0	1	0	0	0	2	0	2	0	0	0	0	.167	.250
McGwire	.059	5	17	1	1	4	0	0	1	1	0	0	0	3	1	4	0	0	2	0	.235	.200
Parker	.200	4	15	0	3	3	0	0	0	0	0	0	0	2	0	4	0	0	0	0	.200	.294
Phillips	.250	2	4	1	1	1	0	0	0	0	0	0	0	1	0	2	0	0	0	0	.250	.400
Polonia	.111	3	9	1	1	1	0	0	0	0	0	0	0	0	0	2	0	0	0	0	.111	.111
Steinbach	.364	3	11	0	4	5	1	0	0	0	0	0	0	0	0	2	0	0	0	0	.455	.364
Stewart	.000	2	3	1	0	0	0	0	0	0	0	0	0	1	0	3	0	0	0	0	.000	.250
Weiss	.063	5	16	1	1	1	0	0	0	0	1	0	0	0	0	2	1	0	0	1	.063	.063
<b>Totals</b>	<b>.177</b>	<b>5</b>	<b>158</b>	<b>11</b>	<b>28</b>	<b>37</b>	<b>3</b>	<b>0</b>	<b>2</b>	<b>11</b>	<b>1</b>	<b>1</b>	<b>1</b>	<b>17</b>	<b>1</b>	<b>41</b>	<b>3</b>	<b>0</b>	<b>2</b>	<b>2</b>	<b>.234</b>	<b>.260</b>

PITCHER	W	L	ERA	G	GS	CG	GF	SHO	SV	IP	H	R	ER	HR	HB	BB	IBB	SO	WP	BK	AVG
Burns	0	0	0.00	1	0	0	1	0	0	0.1	0	0	0	0	0	0	0	0	0	0	.000
Cadaret	0	0	0.00	3	0	0	0	0	0	2.0	2	0	0	0	0	0	0	3	0	0	.250
Davis	0	2	11.25	2	2	0	0	0	0	8.0	14	10	10	3	0	1	0	7	0	0	.389
Eckersley	0	1	10.80	2	0	0	2	0	0	1.2	2	2	2	1	0	1	0	2	0	0	.333
Honeycutt	1	0	0.00	3	0	0	2	0	0	3.1	0	0	0	0	0	0	0	5	0	0	.000
Nelson	0	0	1.42	3	0	0	0	0	0	6.1	4	1	1	0	0	3	0	3	0	0	.174
Plunk	0	0	0.00	2	0	0	0	0	0	1.2	0	0	0	0	0	0	0	3	0	0	.000
Stewart	0	1	3.14	2	2	0	0	0	0	14.1	12	7	5	1	1	5	0	5	1	1	.222
Welch	0	0	1.80	1	1	0	0	0	0	5.0	6	1	1	0	0	3	0	8	0	0	.300
Young	0	0	0.00	1	0	0	0	0	0	1.0	1	0	0	0	0	0	0	0	0	0	.250
<b>Totals</b>	<b>1</b>	<b>4</b>	<b>3.92</b>	<b>5</b>	<b>5</b>	<b>0</b>	<b>5</b>	<b>0</b>	<b>0</b>	<b>43.2</b>	<b>41</b>	<b>21</b>	<b>19</b>	<b>5</b>	<b>1</b>	<b>13</b>	<b>0</b>	<b>36</b>	<b>1</b>	<b>1</b>	<b>.246</b>



**Game 1 — October 15**  
Los Angeles 5, Oakland 4

**Game 2 — October 16**  
Los Angeles 5, Oakland 0

**Game 3 — October 18**  
Oakland 2, Los Angeles 1

Oakland	ab	r	h	bi	Oakland	ab	r	h	bi	Los Angeles	ab	r	h	bi
Lansford 3b	4	1	0	0	Lansford 3b	3	0	0	0	Sax 2b	5	0	1	0
Henderson cf	5	0	2	0	Henderson cf	4	0	0	0	Stubbs 1b	4	0	1	1
Canseco rf	4	1	1	4	Canseco rf	4	0	0	0	Woodson ph-1b	1	0	0	0
Parker lf	2	0	0	0	Parker lf	4	0	3	0	Hatcher lf-rf	4	0	1	0
Javier pr-lf	1	0	1	0	McGwire 1b	3	0	0	0	Marshall rf	1	0	0	0
McGwire 1b	3	0	0	0	Hassey c	3	0	0	0	Heep ph-lf	3	0	1	0
Steinbach c	4	0	1	0	Hubbard 2b	2	0	0	0	Shelby cf	3	0	2	0
Hassey c	0	0	0	0	Weiss ss	3	0	0	0	M. Davis dh	2	0	0	0
Hubbard 2b	4	1	2	0	S. Davis p	1	0	0	0	Anderson ph	1	0	0	0
Weiss ss	4	0	0	0	Nelson p	0	0	0	0	Scioscia c	4	0	1	0
Stewart p	3	1	0	0	Polonia ph	1	0	0	0	Hamilton 3b	3	1	1	0
Eckersley p	0	0	0	0	Young p	0	0	0	0	Griffin ss	3	0	0	0
<b>Totals</b>	<b>34</b>	<b>4</b>	<b>7</b>	<b>4</b>	Plunk p	0	0	0	0	<b>Totals</b>	<b>34</b>	<b>1</b>	<b>8</b>	<b>1</b>
					Baylor ph	1	0	0	0					
					Honeycutt p	0	0	0	0	<b>Oakland</b>	<b>ab</b>	<b>r</b>	<b>h</b>	<b>bi</b>
<b>Los Angeles</b>	<b>ab</b>	<b>r</b>	<b>h</b>	<b>bi</b>	<b>Totals</b>	<b>29</b>	<b>0</b>	<b>3</b>	<b>0</b>	<b>Phillips lf</b>	<b>1</b>	<b>0</b>	<b>0</b>	<b>0</b>
Sax 2b	3	1	1	0						Polonia ph-lf	3	0	0	0
Stubbs 1b	4	0	0	0	<b>Los Angeles</b>	<b>ab</b>	<b>r</b>	<b>h</b>	<b>bi</b>	Henderson cf	4	0	0	0
Hatcher lf	3	1	1	2	Sax 2b	4	1	1	0	Canseco rf	4	0	0	0
Marshall rf	4	1	1	0	Stubbs 1b	2	1	1	1	McGwire 1b	4	1	1	1
Shelby cf	4	0	1	0	Woodson ph-1b	1	0	0	0	Steinbach dh	3	0	2	0
Scioscia c	4	0	1	1	Hatcher lf	4	1	2	1	Lansford 3b	3	0	0	0
Hamilton 3b	4	0	0	0	Marshall rf	4	1	2	3	Hubbard 2b	3	1	1	0
Griffin ss	2	0	1	0	Gonzalez rf	0	0	0	0	Hassey c	1	0	1	1
M. Davis ph	0	1	0	0	Shelby cf	4	0	0	0	Weiss ss	3	0	0	0
Belcher p	0	0	0	0	Scioscia c	4	0	0	0	<b>Totals</b>	<b>29</b>	<b>2</b>	<b>5</b>	<b>2</b>
Heep ph	1	0	0	0	Hamilton 3b	4	0	0	0					
Leary p	0	0	0	0	Griffin ss	4	1	1	0					
Woodson ph	1	0	0	0	Hershiser p	3	1	3	1					
Holton p	0	0	0	0	<b>Totals</b>	<b>34</b>	<b>6</b>	<b>10</b>	<b>6</b>					
Gonzalez ph	1	0	0	0										
Pena p	0	0	0	0	Oakland	000	000	000	0 3 0					
Gibson ph	1	1	1	2	Los Angeles	005	100	00x	6 10 1					
<b>Totals</b>	<b>32</b>	<b>5</b>	<b>7</b>	<b>5</b>										

Two outs when winning run scored.  
Oakland 040 000 000 4 7 0  
Los Angeles 200 001 002 5 7 0

**DP** – Oakland 1. **LOB** – Oakland 10, Los Angeles 5. **2B** – Henderson. **HR** – Hatcher, Canseco, Gibson. **SB** – Canseco, Sax, M. Davis.

Oakland	ip	h	r	er	bb	so
Stewart	8.0	6	3	3	2	5
Eckersley (L)	0.2	1	2	2	1	1
<b>Los Angeles</b>	<b>ip</b>	<b>h</b>	<b>r</b>	<b>er</b>	<b>bb</b>	<b>so</b>
Belcher	2.0	3	4	4	4	3
Leary	3.0	3	0	0	1	3
Holton	2.0	0	0	0	1	0
Pena (W)	2.0	1	0	0	0	3

**WP** – Stewart. **HBP** – by Belcher (Canseco), by Stewart (Sax). **Balk** – Stewart.  
T – 3:04. A – 55,983  
**Umpires** – Harvey, Merrill, Froemming, Cousins, Crawford, McCoy.

E – Hamilton. **DP** – Los Angeles 2. **LOB** – Oakland 4, Los Angeles 5. **2B** – Hershiser 2. **3B** – Marshall. **HR** – Marshall. **SB** – Weiss.

Oakland	ip	h	r	er	bb	so
S. Davis (L)	3.1	8	6	6	0	2
Nelson	1.2	1	0	0	1	1
Young	1.0	1	0	0	0	0
Plunk	1.0	0	0	0	0	3
Honeycutt	1.0	0	0	0	0	2
<b>Los Angeles</b>	<b>ip</b>	<b>h</b>	<b>r</b>	<b>er</b>	<b>bb</b>	<b>so</b>
Hershiser (W)	9.0	3	0	0	2	8

T – 2:30. A – 56,051  
**Umpires** – Merrill, Froemming, Cousins, Crawford, McCoy and Harvey.

One out when winning run scored.  
Los Angeles 000 010 000 1 8 1  
Oakland 001 000 001 2 5 0

E – Scioscia. **DP** – Los Angeles 1. **LOB** – Los Angeles 10, Oakland 4. **2B** – Steinbach, Stubbs, Heep, Hatcher. **HR** – McGwire. **SB** – Hubbard, Shelby. **S** – Griffin.

Los Angeles	ip	h	r	er	bb	so
Tudor	1.1	0	0	0	0	1
Leary	3.2	3	1	1	1	1
Pena	3.0	1	0	0	1	4
J. Howell (L)	0.1	1	1	1	0	0
<b>Oakland</b>	<b>ip</b>	<b>h</b>	<b>r</b>	<b>er</b>	<b>bb</b>	<b>so</b>
Welch	5.0	6	1	1	3	8
Cadaret	0.1	0	0	0	0	0
Nelson	1.2	2	0	0	0	1
Honeycutt (W)	2.0	0	0	0	0	3

Welch pitched to three batters in the 6th. Nelson pitched to one batter in the 8th.  
**Balk** – Leary.  
T – 3:21. A – 49,316  
**Umpires** – Froemming, Cousins, Crawford, McCoy, Harvey and Merrill.

**Game 4 — October 19**  
Los Angeles 4, Oakland 3

Los Angeles	ab	r	h	bi
Sax 2b	4	1	1	0
Stubbs 1b	3	1	1	0
Woodson ph-1b	1	0	0	1
Hatcher lf	4	1	1	0
Marshall rf	0	0	0	0
M. Davis rf	3	0	0	0
Gonzalez ph	1	0	0	0
Shelby cf	4	0	1	1
Scioscia c	2	0	1	0
Dempsey c	1	0	0	0
Heep dh	4	0	1	0
Hamilton 3b	4	0	1	0
Griffin ss	3	1	1	0
<b>Totals</b>	<b>34</b>	<b>4</b>	<b>8</b>	<b>2</b>

Oakland	ab	r	h	bi
Polonia lf	5	1	1	0
Henderson cf	5	1	4	1
Javier pr	0	0	0	0
Canseco rf	3	0	0	1
Parker dh	5	0	0	0
McGwire 1b	3	0	0	0
Lansford 3b	4	0	1	1
Steinbach c	4	0	1	0
Hubbard 2b	3	0	0	0
Hassey ph-c	1	0	1	0
Gallego pr-2b	0	0	0	0
Weiss ss	4	1	1	0
<b>Totals</b>	<b>37</b>	<b>3</b>	<b>9</b>	<b>3</b>

Los Angeles	201	000	100	4	8	2
Oakland	100	001	100	3	9	2

**E** – Hubbard, Weiss, Griffin. **LOB** – Los Angeles 6, Oakland 10. **2B** – Stubbs, Henderson, Shelby. **SB** – M. Davis. **CS** – Heep, Scioscia, Griffin.

Los Angeles	ip	h	r	er	bb	so
Belcher (W)	6.2	7	3	2	2	7
J. Howell (Sv)	2.1	2	0	0	1	2
Oakland	ip	h	r	er	bb	so
Stewart (L)	6.1	6	4	2	3	0
Cadaret	1.2	1	0	0	0	3
Eckersley	1.0	1	0	0	0	1

**PB** – Steinbach, Scioscia. **Balk** – Leary.  
**T** – 3:05. **A** – 49,317

**Umpires** – Cousins, Crawford, McCoy, Harvey, Mervy, Merrill and Froemming.

**Game 5 — October 20**  
Los Angeles 5, Oakland 2

Los Angeles	ab	r	h	bi
Sax 2b	4	0	2	0
Stubbs 1b	4	1	2	0
Hatcher lf	4	2	2	2
Gonzalez lf	0	0	0	0
Marshall rf	4	0	0	0
Shelby cf	3	0	0	0
M. Davis dh	2	2	1	2
Dempsey c	4	0	1	1
Hamilton 3b	4	0	0	0
Griffin ss	4	0	0	0
<b>Totals</b>	<b>33</b>	<b>5</b>	<b>8</b>	<b>5</b>

Oakland	ab	r	h	bi
Javier lf	3	0	1	2
Henderson cf	2	0	0	0
Canseco rf	4	0	0	0
Parker dh	4	0	0	0
McGwire 1b	4	0	0	0
Hassey c	3	0	0	0
Lansford 3b	4	1	2	0
Phillips 2b	3	1	1	0
Weiss ss	2	0	0	0
<b>Totals</b>	<b>29</b>	<b>2</b>	<b>4</b>	<b>2</b>

Los Angeles	200	201	000	5	8	0
Oakland	001	000	010	2	4	0

**DP** – Oakland 1. **LOB** – Los Angeles 4, Oakland 6. **2B** – Dempsey. **HR** – Hatcher, M. Davis. **CS** – Sax. **S** – Weiss. **SF** – Javier.

Los Angeles	ip	h	r	er	bb	so
Hershiser (W)	9.0	4	2	2	4	9
Oakland	ip	h	r	er	bb	so
S. Davis (L)	4.2	6	4	4	1	5
Cadaret	0.0	1	0	0	0	0
Nelson	3.0	1	1	1	2	1
Honeycutt	0.1	0	0	0	0	0
Plunk	0.2	0	0	0	0	0
Burns	0.1	0	0	0	0	0

Cadaret pitched to one batter in the 5th.

**WP** – Hershiser.

**T** – 2:51. **A** – 49,317

**Umpires** – Crawford, McCoy, Harvey, Merrill, Froemming and Cousins.

# 1989 ALCS

The A's win their second consecutive American League Pennant by defeating Toronto, 4 games to 1. Rickey Henderson runs away with ALCS MVP honors, batting .400 with eight runs scored, two home runs, five RBI and eight stolen bases in the five game series. Dave Parker also homers twice, Dave Stewart wins both of his starts and Dennis Eckersley saves three of the A's four wins.

The A's win Game 1 by a 7-3 score, but were trailing 3-2 entering the sixth. Mark McGwire ties the game with a solo home run and Henderson breaks up a double play that leads to two more runs. Stewart and Eckersley do not allow a hit after a fourth inning home run by Ernie Whitt. Henderson goes 2 for 2 with two walks, two runs and four steals to lead the A's to a 6-3 win in Game 2 as Mike Moore allows just one unearned run in seven innings for the win. The series moves to Toronto for Game 3 and the Blue Jays record a 7-3 win, scoring six runs off Storm Davis after the A's build a 3-0 lead. Jose Canseco hits a home run into the fifth deck at Skydome to highlight the A's 6-5 win in Game 4. Henderson hit two home runs and also drives in four runs. The A's then clinch the series with a 4-3 win in Game 5, building a 4-0 lead before holding on as the Blue Jays score two in the eighth and three in the ninth. Stewart picks up the win and the A's offense collects just four hits.

## FINAL STATISTICS

PLAYER	AVG	G	AB	R	H	TB	2B	3B	HR	RBI	SH	SF	HP	BB	IBB	SO	SB	CS	DP	E	SLG	OBP
Blankenship	—	1	0	0	0	0	0	0	0	0	0	0	0	0	0	0	0	0	0	0	—	—
Canseco	.294	5	17	1	5	8	0	0	1	3	0	0	0	3	0	7	0	2	0	1	.471	.400
Gallego	.273	4	11	3	3	4	1	0	0	1	2	0	0	0	0	2	0	0	0	0	.364	.273
Hassey	.167	2	6	0	1	1	0	0	0	1	0	1	0	1	0	2	0	0	0	1	.167	.250
Henderson, D	.263	5	19	4	5	11	3	0	1	1	0	0	0	2	0	5	0	0	0	0	.579	.333
Henderson, R	.400	5	15	8	6	15	1	1	2	5	0	0	1	7	0	0	8	1	0	1	1.000	.609
Javier	.000	1	2	0	0	0	0	0	0	0	0	0	0	0	0	1	0	0	0	0	.000	.000
Lansford	.455	3	11	2	5	5	0	0	0	4	0	0	0	2	0	1	2	0	0	0	.455	.538
McGwire	.389	5	18	3	7	11	1	0	1	3	0	1	0	1	0	4	0	0	1	1	.611	.400
Parker	.188	4	16	2	3	9	0	0	2	3	0	0	0	0	0	0	0	0	0	0	.563	.188
Phelps	1.000	1	1	0	1	2	1	0	0	0	0	0	0	0	0	0	0	0	0	0	2.000	1.000
Phillips	.167	5	18	1	3	4	1	0	0	1	0	0	0	2	0	4	2	0	0	0	.222	.250
Steinbach	.200	4	15	0	3	3	0	0	0	1	0	0	0	1	0	5	0	0	0	0	.200	.250
Weiss	.111	4	9	2	1	2	1	0	0	0	1	0	0	1	0	1	1	0	0	0	.222	.200
<b>Totals</b>	<b>.272</b>	<b>5</b>	<b>158</b>	<b>26</b>	<b>43</b>	<b>75</b>	<b>9</b>	<b>1</b>	<b>7</b>	<b>23</b>	<b>3</b>	<b>2</b>	<b>1</b>	<b>20</b>	<b>0</b>	<b>32</b>	<b>13</b>	<b>3</b>	<b>2</b>	<b>3</b>	<b>.475</b>	<b>.354</b>

PITCHER	W	L	ERA	G	GS	CG	GF	SHO	SV	IP	H	R	ER	HR	HB	BB	IBB	SO	WP	BK	AVG
Davis	0	1	7.11	1	1	0	0	0	0	6.1	5	6	5	0	0	2	1	3	0	0	.227
Eckersley	0	0	1.59	4	0	0	4	0	3	5.2	4	1	1	0	0	0	0	2	0	0	.211
Honeycutt	0	0	32.40	3	0	0	0	0	0	1.2	6	6	6	0	0	5	0	1	1	0	.545
Moore	1	0	0.00	1	1	0	0	0	0	7.0	3	1	0	0	0	2	0	3	0	0	.125
Nelson	0	0	0.00	1	0	0	0	0	0	1.1	1	0	0	0	0	0	0	2	0	0	.250
Stewart	2	0	2.81	2	2	0	0	0	0	16.0	13	5	5	3	0	3	0	9	0	0	.224
Welch	1	0	3.18	1	1	0	0	0	0	5.2	8	2	2	0	0	1	0	4	0	0	.308
Young	0	0	0.00	1	0	0	1	0	0	0.1	0	0	0	0	0	2	0	0	0	0	.000
<b>Totals</b>	<b>4</b>	<b>1</b>	<b>3.89</b>	<b>5</b>	<b>5</b>	<b>0</b>	<b>5</b>	<b>0</b>	<b>3</b>	<b>44.0</b>	<b>40</b>	<b>21</b>	<b>19</b>	<b>3</b>	<b>0</b>	<b>15</b>	<b>1</b>	<b>24</b>	<b>1</b>	<b>0</b>	<b>.242</b>

**Game 1 — October 3**  
Oakland 7, Toronto 3

**Game 2 — October 4**  
Oakland 6, Toronto 3

**Game 3 — October 6**  
Toronto 7, Oakland 3

Toronto	ab	r	h	bi
Moseby cf	4	0	0	0
Wilson rf	3	0	1	0
McGriff 1b	4	0	0	0
Bell lf	4	1	1	0
Fernandez ss	4	1	1	0
Whitt c	3	1	1	2
Gruber 3b	3	0	0	0
Mazzilli dh	3	0	0	0
Liriano 2b	2	0	1	1
<b>Totals</b>	<b>30</b>	<b>3</b>	<b>5</b>	<b>3</b>

Oakland	ab	r	h	bi
R. Henderson lf	2	1	0	0
Lansford 3b	5	1	2	2
Canseco rf	4	0	0	0
Parker dh	4	0	1	1
D. Henderson cf	4	1	2	1
McGwire 1b	4	1	1	1
Steinbach c	4	0	1	0
Phillips 2b	3	1	2	0
Gallego ss	4	2	2	0
<b>Totals</b>	<b>34</b>	<b>7</b>	<b>11</b>	<b>5</b>

Toronto	020	100	000	3	5	1
Oakland	010	013	02x	7	11	0

E — Liriano. **DP** — Oakland 1. **LOB** — Toronto 4, Oakland 8. **2B** — Phillips, Gallego. **HR** — D. Henderson, Whitt, McGwire. **SB** — R. Henderson 2, Fernandez, Liriano, Wilson, Lansford, Phillips. **SF** — Whitt.

Toronto	ip	h	r	er	bb	so
Stieb (L)	5.1	8	4	4	2	6
Acker	1.2	1	1	0	0	1
Ward	1.0	2	2	2	2	2
Oakland	ip	h	r	er	bb	so
Stewart (W)	8.0	5	3	3	3	6
Eckersley	1.0	0	0	0	0	0

**WP** — Ward. **PB** — Whitt. **HBP** — by Acker (R. Henderson).

**T** — 2:52. **A** — 49,435

**Umpires** — Phillips, Morrison, Ford, Cousins, Palermo and Reed.

Toronto	ab	r	h	bi
Moseby cf	3	2	1	0
Wilson rf	3	0	1	0
McGriff 1b	4	0	1	2
Bell lf	4	0	1	0
Fernandez ss	3	0	0	0
Whitt c	4	0	0	0
Gruber 3b	4	0	0	0
Mazzilli dh	4	0	0	0
Liriano 2b	2	1	1	0
<b>Totals</b>	<b>31</b>	<b>3</b>	<b>5</b>	<b>2</b>

Oakland	ab	r	h	bi
R. Henderson lf	2	2	2	0
Lansford 3b	3	1	1	1
Parker dh	4	1	1	1
McGwire 1b	4	1	3	1
D. Henderson cf	4	1	1	0
Hassey c	2	0	0	1
Phillips 2b	4	0	1	1
Javier rf	2	0	0	0
Canseco ph-rf	1	0	0	0
Weiss ss	3	0	0	0
<b>Totals</b>	<b>29</b>	<b>6</b>	<b>9</b>	<b>5</b>

Toronto	001	000	020	3	5	1
Oakland	000	203	10x	6	9	1

E — McGwire, McGriff. **DP** — Toronto 2, Oakland 1. **LOB** — Toronto 5, Oakland 5. **2B** — McGwire, D. Henderson. **HR** — Parker. **SB** — Fernandez, R. Henderson 4, Liriano, Phillips, Lansford. **SF** — Hassey.

Toronto	ip	h	r	er	bb	so
Stottlymyre (L)	5.0	7	4	4	2	3
Acker	0.1	2	1	1	0	0
Wells	1.0	0	1	0	2	1
Henke	0.2	0	0	0	0	1
Cerutti	1.0	0	0	0	1	0
Oakland	ip	h	r	er	bb	so
Moore (W)	7.0	3	1	0	2	3
Honeycutt	0.0	1	2	2	2	0
Eckersley (Sv)	2.0	1	0	0	0	0

Stottlymyre pitched to two batters in the 6th. Honeycutt pitched to three batters in the 8th.

**PB** — Hassey.

**T** — 3:20. **A** — 49,444

**Umpires** — Morrison, Ford, Cousins, Palermo, Reed and Phillips.

Oakland	ab	r	h	bi
R. Henderson lf	4	2	1	0
Lansford 3b	3	0	2	1
Blankenship 2b	0	0	0	0
Canseco rf	4	0	2	0
McGwire 1b	2	0	0	1
D. Henderson cf	4	0	1	0
Steinbach c	4	0	0	0
Parker dh	4	1	1	1
Phillips 2b-3b	4	0	0	0
Gallego ss	2	0	0	0
Phelps ph	1	0	1	0
Weiss pr-ss	1	0	0	0
<b>Totals</b>	<b>33</b>	<b>3</b>	<b>8</b>	<b>3</b>

Toronto	ab	r	h	bi
Moseby cf	2	1	0	1
Wilson rf	4	1	2	1
McGriff 1b	4	1	1	0
Bell dh	3	0	0	1
Fernandez ss	4	2	2	1
Whitt c	3	0	1	1
Gruber 3b	2	1	0	0
Lee 2b	4	1	1	0
Felix rf	3	0	1	1
<b>Totals</b>	<b>29</b>	<b>7</b>	<b>8</b>	<b>6</b>

Oakland	101	100	000	3	8	1
Toronto	000	400	30x	7	8	0

E — Canseco. **DP** — Oakland 1, Toronto 1. **LOB** — Oakland 7, Toronto 4. **2B** — R. Henderson, Fernandez 2, D. Henderson, Phelps. **HR** — Parker. **SB** — R. Henderson. **SF** — McGwire, Bell.

Oakland	ip	h	r	er	bb	so
Davis (L)	6.1	5	6	5	2	3
Honeycutt	0.0	2	1	1	1	0
Nelson	1.1	1	0	0	0	2
M. Young	0.1	0	0	0	2	0
Toronto	ip	h	r	er	bb	so
Key (W)	6.0	7	3	3	2	2
Acker	2.0	1	0	0	1	1
Henke	1.0	0	0	0	0	1

Honeycutt pitched to three batters in the 7th.

**T** — 2:54. **A** — 50,268

**Umpires** — Ford, Cousins, Palermo, Reed, Phillips and Morrison.

**Game 4 — October 7**  
Oakland 6, Toronto 5

**Game 5 — October 8**  
Oakland 4, Toronto 3

Oakland	ab	r	h	bi	Oakland	ab	r	h	bi
R. Henderson lf	4	2	2	4	R. Henderson lf	3	1	1	1
D. Henderson cf	4	1	1	0	Phillips 3b	4	0	0	0
Canseco rf	5	1	2	2	Canseco rf	3	0	1	1
McGwire 1b	4	0	2	0	Parker dh	4	0	0	0
Steinbach c	3	0	1	0	D. Henderson cf	3	1	0	0
Phillips 3b	3	0	0	0	McGwire 1b	4	1	1	0
Hassey c	4	0	1	0	Steinbach c	4	0	1	1
Gallego 2b	4	1	1	0	Weiss ss	2	1	0	0
Weiss ss	3	1	1	0	Gallego 2b	1	0	0	0
<b>Totals</b>	<b>34</b>	<b>6</b>	<b>11</b>	<b>6</b>	<b>Totals</b>	<b>28</b>	<b>4</b>	<b>4</b>	<b>4</b>

Toronto	ab	r	h	bi	Toronto	ab	r	h	bi		
Moseby cf	3	0	2	0	Moseby cf	4	1	2	1		
Wilson lf	5	1	1	1	Wilson lf	4	0	0	0		
McGriff 1b	5	0	1	1	McGriff 1b	4	0	0	0		
Bell dh	5	0	0	0	Bell dh	4	1	2	1		
Fernandez ss	5	2	2	0	Fernandez ss	4	1	2	0		
Whitt c	2	0	0	0	Whitt c	4	0	0	0		
Borders ph-c	1	0	1	1	Gruber 3b	3	0	1	1		
Mulliniks ph	1	0	0	0	Felix rf	4	0	1	0		
Gruber 3b	5	1	4	0	Liriano 2b	3	0	1	0		
Lee 2b	4	1	1	0	<b>Totals</b>	<b>34</b>	<b>3</b>	<b>9</b>	<b>3</b>		
Mazzilli ph	1	0	0	0	Oakland	101	000	200	4	4	0
Felix rf	4	0	1	2	Toronto	000	000	012	3	9	0
<b>Totals</b>	<b>41</b>	<b>5</b>	<b>13</b>	<b>5</b>							

Oakland	003	020	100	6	11	1
Toronto	000	101	120	5	13	0

**DP** – Oakland 1. **LOB** – Oakland 3, Toronto 5. **2B** – Gruber. **3B** – R. Henderson. **HR** – Moseby, Bell. **SB** – R. Henderson, Liriano, Fernandez 2. **S** – Gallego 2. **SF** – Gruber.

**E** – R. Henderson. **DP** – Toronto 2. **LOB** – Oakland 6, Toronto 12. **2B** – Weiss, Felix, D. Henderson, Fernandez. **HR** – R. Henderson 2, Canseco. **SB** – Moseby, Gruber, Weiss, Fernandez. **S** – Weiss.

Oakland	ip	h	r	er	bb	so
Stewart (W)	8.0	8	2	2	0	3
Eckersley (Sv)	1.0	1	1	1	0	1
Toronto	ip	h	r	er	bb	so
Stieb (L)	6.0	4	4	4	4	4
Acker	2.0	0	0	0	0	2
Henke	1.0	0	0	0	0	1

Stieb pitched to three batters in the 7th. Stewart pitched to one batter in the 9th. **T** – 2:52. **A** – 50,024

**Umpires** – Palermo, Reed, Phillips, Morrison, Ford and Cousins.

**WP** – Honeycutt.

**T** – 3:29. **A** – 50,076

**Umpires** – Cousins, Palermo, Reed, Phillips, Morrison and Ford.

# 1989 WORLD SERIES

Oakland sweeps San Francisco for the A's first World Championship in 15 years in a series halted 12 days after an earthquake struck just prior to Game 3. The A's outscore the Giants 32-14 in the four game set, hitting nine home runs and batting .301. Dave Stewart earns series MVP honors with two wins and a 1.69 ERA, Mike Moore wins the other two games and Rickey Henderson hits .474.

Stewart tosses a five-hit shutout in Game 1 as the A's win 5-0 in Oakland. The A's score three times in the second and Dave Parker and Walt Weiss hit solo home runs in the third and fourth innings. Moore and the A's bullpen hold the Giants to one run in a 5-1 victory in Game 2. With the score tied 1-1 after three innings, the A's break the game open with a four-run fourth, highlighted by Terry Steinbach's three-run homer. The series moves to San Francisco for Game 3 and the A's outslug the Giants 13-7. Dave Henderson homers twice and Tony Phillips, Jose Canseco and Carney Lansford also homer as the A's tie a series record with five home runs. Moore picks up the win in the A's 9-6 win in Game 4 and also adds a two-run double. Rickey Henderson homers and collects three hits as the A's lead 8-0 entering the bottom of the sixth.

## FINAL STATISTICS

PLAYER	AVG	G	AB	R	H	TB	2B	3B	HR	RBI	SH	SF	HP	BB	IBB	SO	SB	CS	DP	E	SLG	OBP
Blankenship	.500	1	2	1	1	1	0	0	0	0	0	0	0	0	0	0	0	0	0	0	.500	.500
Canseco	.357	4	14	5	5	8	0	0	1	3	0	0	0	4	1	3	1	0	0	0	.571	.500
Gallego	.000	2	1	0	0	0	0	0	0	0	0	0	0	0	0	0	0	0	0	0	.000	.000
Henderson, D	.308	4	13	6	4	12	2	0	2	4	0	0	1	4	0	3	0	0	1	0	.923	.500
Henderson, R	.474	4	19	4	9	17	1	2	1	3	0	0	0	2	0	2	3	1	0	0	.895	.524
Javier	—	1	0	0	0	0	0	0	0	0	0	0	0	0	0	0	0	0	0	0	—	—
Lansford	.438	4	16	5	7	11	1	0	1	4	0	0	0	3	0	1	0	0	1	0	.688	.526
McGwire	.294	4	17	0	5	6	1	0	0	1	0	0	0	1	0	3	0	0	0	0	.353	.333
Moore	.333	2	3	1	1	2	1	0	0	2	0	0	0	0	0	1	0	0	0	0	.667	.333
Parker	.222	3	9	2	2	6	1	0	1	2	0	0	0	0	0	2	0	0	0	0	.667	.222
Phelps	.000	1	1	0	0	0	0	0	0	0	0	0	0	0	0	0	0	0	0	0	.000	.000
Phillips	.235	4	17	2	4	8	1	0	1	3	0	0	0	0	0	3	0	0	0	0	.471	.235
Steinbach	.250	4	16	3	4	9	0	1	1	7	0	0	0	2	0	1	0	0	0	0	.563	.333
Stewart	.000	2	3	0	0	0	0	0	0	0	0	0	0	0	0	1	0	0	0	1	.000	.000
Weiss	.133	4	15	3	2	5	0	0	1	1	0	0	0	2	2	2	0	0	0	0	.333	.235
<b>Totals</b>	<b>.301</b>	<b>4</b>	<b>146</b>	<b>32</b>	<b>44</b>	<b>85</b>	<b>8</b>	<b>3</b>	<b>9</b>	<b>30</b>	<b>0</b>	<b>0</b>	<b>1</b>	<b>18</b>	<b>3</b>	<b>22</b>	<b>4</b>	<b>1</b>	<b>2</b>	<b>1</b>	<b>.582</b>	<b>.382</b>

PITCHER	W	L	ERA	G	GS	CG	GF	SHO	SV	IP	H	R	ER	HR	HB	BB	IBB	SO	WP	BK	AVG
Burns	0	0	0.00	2	0	0	1	0	0	1.2	1	0	0	0	0	1	0	0	0	0	.167
Eckersley	0	0	0.00	2	0	0	2	0	1	1.2	0	0	0	0	0	0	0	0	0	0	.000
Honeycutt	0	0	6.75	3	0	0	0	0	0	2.2	4	2	2	0	0	0	0	2	0	0	.364
Moore	2	0	2.08	2	2	0	0	0	0	13.0	9	3	3	1	0	3	0	10	2	0	.196
Nelson	0	0	54.00	2	0	0	0	0	0	1.0	4	6	6	2	0	2	0	1	0	0	.571
Stewart	2	0	1.69	2	2	1	0	1	0	16.0	10	3	3	1	0	2	0	14	0	0	.169
<b>Totals</b>	<b>4</b>	<b>0</b>	<b>3.50</b>	<b>4</b>	<b>4</b>	<b>1</b>	<b>3</b>	<b>1</b>	<b>1</b>	<b>36.0</b>	<b>28</b>	<b>14</b>	<b>14</b>	<b>4</b>	<b>0</b>	<b>8</b>	<b>0</b>	<b>27</b>	<b>2</b>	<b>0</b>	<b>.209</b>

**Game 1 — October 14**  
Oakland 5, San Francisco 0

**Game 2 — October 15**  
Oakland 5, San Francisco 1

**Game 3 — October 27**  
Oakland 13, San Francisco 7

San Francisco	ab	r	h	bi
Butler cf	4	0	0	0
Thompson 2b	4	0	0	0
Clark 1b	4	0	2	0
Mitchell lf	4	0	2	0
Williams 3b-ss	4	0	0	0
Riles dh	4	0	0	0
Maldonado rf	4	0	0	0
Kennedy c	3	0	0	0
Uribe ss	2	0	1	0
Oberkfell ph	0	0	0	0
<b>Totals</b>	<b>33</b>	<b>0</b>	<b>5</b>	<b>0</b>

Oakland	ab	r	h	bi
R. Henderson lf	5	0	2	1
Lansford 3b	5	0	1	0
Galleo 2b	0	0	0	0
Canseco rf	3	0	0	0
Parker dh	4	1	1	1
D. Henderson cf	3	1	0	0
McGwire 1b	4	0	3	0
Steinbach c	4	1	1	0
Phillips 2b-3b	4	1	2	1
Weiss ss	4	1	1	1
<b>Totals</b>	<b>36</b>	<b>5</b>	<b>11</b>	<b>4</b>

San Francisco000	000	000	0	5	1	
Oakland	031	100	00x	5	11	1

**E** – Stewart, Kennedy. **LOB** – San Francisco 7, Oakland 9. **2B** – Clark. **HR** – Parker, Weiss.

San Francisco	ip	h	r	er	bb	so
Garrelts (L)	4.0	7	5	4	1	5
Hammaker	1.2	3	0	0	0	2
Brantley	1.1	1	0	0	1	0
LaCoss	1.0	0	0	0	0	1
Oakland	ip	h	r	er	bb	so
Stewart (W)	9.0	5	0	0	1	6

**PB** – Steinbach.  
**T** – 2:45. **A** – 49,385  
**Umpires** – Garcia, Runge, Voltaggio, Rennert, Clark and Gregg.

San Francisco	ab	r	h	bi
Butler cf	2	0	1	0
Thompson 2b	3	0	0	1
Clark 1b	4	0	0	0
Mitchell lf	4	0	1	0
Williams 3b-ss	4	0	0	0
Riles dh	3	0	0	0
Maldonado rf	3	0	0	0
Kennedy c	3	0	1	0
Uribe ss	2	1	0	0
Oberkfell ph-3b	1	0	1	0
<b>Totals</b>	<b>29</b>	<b>1</b>	<b>4</b>	<b>1</b>

Oakland	ab	r	h	bi
R. Henderson lf	3	1	3	0
Lansford 3b	3	0	1	1
Canseco rf	2	1	0	0
Parker dh	4	1	1	1
D. Henderson cf	3	1	0	0
McGwire 1b	4	0	1	0
Steinbach c	4	1	1	3
Phillips 2b	3	0	0	0
Weiss ss	3	0	0	0
<b>Totals</b>	<b>29</b>	<b>5</b>	<b>7</b>	<b>5</b>

San Francisco001	000	000	1	4	0	
Oakland	100	400	00x	5	7	0

**DP** – San Francisco 2, Oakland 1. **LOB** – San Francisco 4, Oakland 5. **2B** – Lansford, Parker, McGwire. **3B** – R. Henderson. **HR** – Steinbach. **SB** – R. Henderson, Butler 2. **CS** – R. Henderson. **SF** – Thompson.

San Francisco	ip	h	r	er	bb	so
Reuschel (L)	4.0	5	5	5	4	2
Downs	2.0	1	0	0	0	2
Lefferts	1.0	1	0	0	1	1
Bedrosian	1.0	0	0	0	0	2
Oakland	ip	h	r	er	bb	so
Moore (W)	7.0	4	1	1	2	7
Honeycutt	1.1	0	0	0	0	1
Eckersley	0.2	0	0	0	0	0

Reuschel pitched to two batters in the 5th. Moore pitched to one batter in the 8th.

**WP** – Moore 2. **T** – 2:47. **A** – 49,388  
**Umpires** – Runge, Voltaggio, Rennert, Clark, Gregg and Garcia.

Oakland	ab	r	h	bi
R. Henderson lf	5	1	1	0
Nelson p	0	0	0	0
Burns p	0	0	0	0
Lansford 3b	4	4	3	2
Honeycutt p	0	0	0	0
Galleo ph	1	0	0	0
Canseco rf	5	3	3	3
Javier rf	0	0	0	0
McGwire 1b	4	0	0	1
D. Henderson cf	4	2	3	4
Steinbach c	4	0	1	1
Phillips 2b-3b-lf	5	1	1	1
Weiss ss	5	1	1	0
Stewart p	3	0	0	0
Blankenship ph-2b	2	1	1	0
<b>Totals</b>	<b>42</b>	<b>13</b>	<b>14</b>	<b>12</b>

San Francisco	ab	r	h	bi
Butler cf	3	0	0	0
Nixon ph-cf	2	1	1	0
Thompson 2b	3	0	0	0
Litton ph-2b	2	0	2	1
Clark 1b	4	1	1	0
Mitchell lf	5	1	1	0
Oberkfell 3b	2	1	1	0
Williams ss	4	1	1	1
Kennedy c	3	0	1	2
Manwaring c	1	1	1	0
Sheridan rf	2	0	0	0
Brantley p	0	0	0	0
Riles ph	1	0	0	0
Hammaker p	0	0	0	0
Lefferts p	0	0	0	0
Bathe ph	1	1	1	3
Garrelts p	1	0	0	0
Downs p	0	0	0	0
Maldonado rf	3	0	0	0
<b>Totals</b>	<b>37</b>	<b>7</b>	<b>10</b>	<b>7</b>

Oakland	200	241	040	13	14	0
San Francisco010	200	004	7	10	3	0

**E** – Oberkfell, Mitchell, Lefferts. **DP** – San Francisco 1. **LOB** – Oakland 7, San Francisco 6. **2B** – D. Henderson, R. Henderson, Manwaring Litton. **HR** – Williams, D. Henderson 2, Phillips, Canseco, Lansford, Bathe. **SB** – R. Henderson 2.

Oakland	ip	h	r	er	bb	so
Stewart (W)	7.0	5	3	3	1	8
Honeycutt	1.0	1	0	0	0	1
Nelson	0.2	3	4	4	1	1
Burns	0.1	1	0	0	1	0
San Francisco	ip	h	r	er	bb	so
Garrelts (L)	3.1	6	4	4	0	3
Downs	1.0	2	4	4	2	1
Brantley	2.2	1	1	1	2	1
Hammaker	0.2	5	4	4	0	0
Lefferts	1.1	0	0	0	0	0

**HBP** – by Hammaker (D. Henderson). **Balk** – Brantley.  
**T** – 3:03. **A** – 62,038  
**Umpires** – Voltaggio, Rennert, Clark, Gregg, Garcia and Runge.

Game 4 — October 28  
Oakland 9, San Francisco 6

Oakland	ab	r	h	bi
R. Henderson lf	6	2	3	2
Lansford 3b	4	1	2	1
Canseco rf	4	1	2	0
McGwire 1b	5	0	1	0
D. Henderson cf	3	2	1	0
Steinbach c	4	1	1	3
Phillips 2b	5	0	1	1
Weiss ss	3	1	0	0
Moore p	3	1	1	2
Phelps ph	1	0	0	0
Nelson p	0	0	0	0
Honeycutt p	0	0	0	0
Burns p	0	0	0	0
Parker ph	1	0	0	0
Eckersley p	0	0	0	0
<b>Totals</b>	<b>39</b>	<b>9</b>	<b>12</b>	<b>9</b>

San Francisco	ab	r	h	bi
Butler cf	5	1	3	1
Oberkfell 3b	3	0	0	0
Thompson ph-2b	1	0	1	1
Bedrosian p	0	0	0	0
Clark 1b	4	1	1	0
Mitchell lf	4	1	1	2
Williams ss-3b	4	0	1	0
Kennedy c	3	1	0	0
Litton 2b-3b-2b	4	1	1	2
Nixon rf	3	0	0	0
Robinson p	0	0	0	0
LaCoss p	1	0	0	0
Bathe ph	1	0	0	0
Brantley p	0	0	0	0
Downs p	0	0	0	0
Maldonado ph	1	1	1	0
Lefferts p	0	0	0	0
Uribe ss	1	0	0	0
<b>Totals</b>	<b>35</b>	<b>6</b>	<b>9</b>	<b>6</b>

Oakland	130	031	010	9	12	0
San Francisco	000	002	400	6	9	0

**LOB** — Oakland 10, San Francisco 4. **2B** — D. Henderson, Moore, Phillips, Butler. **3B** — Steinbach, R. Henderson, Maldonado. **HR** — R. Henderson, Mitchell, Litton. **SB** — Canseco. **CS** — Butler.

Oakland	ip	h	r	er	bb	so
Moore (W)	6.0	5	2	2	1	3
Nelson	0.1	1	2	2	1	0
Honeycutt	0.1	3	2	2	0	0
Burns	1.1	0	0	0	0	0
Eckersley (Sv)	1.0	0	0	0	0	0
San Francisco	ip	h	r	er	bb	so
Robinson (L)	1.2	4	4	4	1	0
LaCoss	3.1	4	3	3	3	1
Brantley	0.1	3	1	1	0	0
Downs	1.2	0	0	0	0	1
Lefferts	0.1	1	1	1	1	0
Bedrosian	1.2	0	0	0	2	0

**HBP** — by Hammaker (D. Henderson). **Balk** — Brantley.

**T** — 3:07. **A** — 62,032

**Umpires** — Rennert, Clark, Gregg, Garcia, Runge and Voltaggio.



# 1990 ALCS

The A's sweep Boston in the American League Championship Series for the second time in the last three years and become the first team since the 1976-78 New York Yankees to win three straight pennants. The A's pitching staff held the Red Sox to four runs, one in each game, while the offense hit .299 with no home runs. Dave Stewart picked up two wins and posted a 1.13 ERA to earn ALCS MVP honors and Terry Steinbach (.455), Carney Lansford (.438) and Mike Gallego (.400) all hit .400.

Dave Stewart and Roger Clemens engaged in a pitchers duel in Game 1 and when Clemens left after six innings, the A's trailed 1-0. The A's then scored nine runs off the Sox bullpen, including seven in the ninth, to win 9-1. Rickey Henderson had three RBI, Lansford and Steinbach had three hits each and Stewart allows one run in eight innings. Boston again took a 1-0 lead in Game 2, but the A's scored four unanswered runs this time, tying the game on a Harold Baines RBI single in the fourth and taking the lead on a Baines ground out in the seventh. The series moves to Oakland for Game 3 and starts in a familiar way as Boston scores a run in the second before the A's score twice in the fourth and sixth innings to win 4-1. The A's finally score first in Game 4, scoring three times in the second highlighted by a two-run double by Mike Gallego. Dave Stewart pitches eight scoreless innings before allowing a run in the ninth and Rick Honeycutt gets the final three outs for the save in the A's 3-1 win.

## FINAL STATISTICS

PLAYER	AVG	G	AB	R	H	TB	2B	3B	HR	RBI	SH	SF	HP	BB	IBB	SO	SB	CS	DP	E	SLG	OBP
Baines	.357	4	14	2	5	6	1	0	0	3	1	0	0	2	2	1	1	0	1	0	.429	.438
Blankenship	—	3	0	1	0	0	0	0	0	0	0	0	0	0	0	0	1	0	0	0	—	—
Canseco	.182	4	11	3	2	2	0	0	0	1	0	1	0	5	0	5	2	0	0	0	.182	.412
Gallego	.400	4	10	1	4	5	1	0	0	2	0	0	1	1	0	1	0	1	0	0	.500	.500
Hassey	.333	2	3	0	1	1	0	0	0	0	0	0	1	2	0	0	0	0	0	1	.333	.667
Henderson, D	.167	2	6	0	1	1	0	0	0	1	0	1	1	0	0	2	1	0	1	0	.167	.250
Henderso, R	.294	4	17	1	5	5	0	0	0	3	0	1	0	1	0	2	2	1	0	0	.294	.316
Jennings	.000	1	1	0	0	0	0	0	0	0	0	0	0	0	0	0	0	0	0	0	.000	.000
Lansford	.438	4	16	2	7	8	1	0	0	2	2	0	0	0	0	1	0	0	0	0	.500	.438
McGee	.222	3	9	3	2	3	1	0	0	0	1	0	0	1	0	2	2	0	0	0	.333	.300
McGwire	.154	4	13	2	2	2	0	0	0	2	0	0	1	3	0	3	0	0	0	0	.154	.353
Quirk	1.000	1	1	0	1	1	0	0	0	0	0	0	0	0	0	0	0	0	0	0	1.000	1.000
Randolph	.375	4	8	1	3	3	0	0	0	3	0	0	0	1	0	0	0	0	1	0	.375	.444
Steinbach	.455	3	11	2	5	5	0	0	0	1	0	0	0	1	0	2	0	1	1	0	.455	.500
Weiss	.000	2	7	2	0	0	0	0	0	0	0	0	0	2	0	2	0	0	0	1	.000	.222
<b>Totals</b>	<b>.299</b>	<b>4</b>	<b>127</b>	<b>20</b>	<b>38</b>	<b>42</b>	<b>4</b>	<b>0</b>	<b>0</b>	<b>18</b>	<b>4</b>	<b>3</b>	<b>4</b>	<b>19</b>	<b>2</b>	<b>21</b>	<b>9</b>	<b>3</b>	<b>5</b>	<b>1</b>	<b>.331</b>	<b>.399</b>

PITCHER	W	L	ERA	G	GS	CG	GF	SHO	SV	IP	H	R	ER	HR	HB	BB	IBB	SO	WP	BK	AVG
Eckersley	0	0	0.00	3	0	0	3	0	2	3.1	2	0	0	0	0	0	0	3	0	0	.167
Honeycutt	0	0	0.00	3	0	0	1	0	1	1.2	0	0	0	0	0	0	0	0	0	0	.000
Moore	1	0	1.50	1	1	0	0	0	0	6.0	4	1	1	0	0	1	0	5	0	0	.190
Nelson	0	0	0.00	1	0	0	0	0	0	1.2	3	0	0	0	0	0	0	0	0	0	.375
Stewart	2	0	1.13	2	2	0	0	0	0	16.0	8	2	2	1	0	2	0	4	0	0	.148
Welch	1	0	1.23	1	1	0	0	0	0	7.1	6	1	1	0	0	3	0	4	0	0	.222
<b>Totals</b>	<b>4</b>	<b>0</b>	<b>1.00</b>	<b>4</b>	<b>4</b>	<b>0</b>	<b>4</b>	<b>0</b>	<b>3</b>	<b>36.0</b>	<b>23</b>	<b>4</b>	<b>4</b>	<b>1</b>	<b>0</b>	<b>6</b>	<b>0</b>	<b>16</b>	<b>0</b>	<b>0</b>	<b>.183</b>

**Game 1 — October 6**  
**Oakland 9, Boston 1**

**Game 2 — October 7**  
**Oakland 4, Boston 1**

**Game 3 — October 9**  
**Oakland 4, Boston 1**

Oakland	ab	r	h	bi
R. Henderson lf	5	1	2	3
McGee cf	4	1	0	0
Canseco rf	2	1	1	1
Baines dh	3	0	1	0
Blankenship pr	0	1	0	0
Lansford 3b	5	1	3	2
Steinbach c	5	1	3	1
McGwire 1b	3	1	0	0
Weiss ss	3	2	0	0
Gallego 2b	1	0	1	0
Quirk ph	1	0	1	0
Randolph pr-2b	2	0	1	1
<b>Totals</b>	<b>34</b>	<b>9</b>	<b>13</b>	<b>8</b>

Boston	ab	r	h	bi
Reed 2b-ss	3	0	0	0
Quintana 1b	4	0	0	0
Boggs 3b	4	1	1	1
Burks cf	4	0	1	0
Greenwell lf	4	0	0	0
Evans dh	2	0	0	0
Brunansky rf	3	0	1	0
Pena c	3	0	0	0
Rivera ss	2	0	1	0
Marshall ph	1	0	1	0
Kutcher pr	0	0	0	0
Barrett 2b	0	0	0	0
<b>Totals</b>	<b>30</b>	<b>1</b>	<b>5</b>	<b>1</b>

Oakland	000	000	117	9	13	0
Boston	000	100	000	1	5	1

E — Gray. **DP** — Oakland 1, Boston 1. **LOB** — Oakland 11, Boston 4. **2B** — Lansford, Burks. **HR** — Boggs. **SB** — Canseco, R. Henderson, McGee. **SH** — Reed, Baines, McGee. **SF** — R. Henderson, Canseco.

Oakland	ip	h	r	er	bb	so
Stewart (W)	8.0	4	1	1	1	3
Eckersley	1.0	1	0	0	0	0
<b>Boston</b>	<b>ip</b>	<b>h</b>	<b>r</b>	<b>er</b>	<b>bb</b>	<b>so</b>
Clemens	6.0	4	0	0	4	4
Andersen (L)	1.0	2	2	2	1	0
Bolton	0.1	0	0	0	0	0
Gray	0.2	3	2	1	1	0
Lamp	0.1	2	4	4	2	0
Murphy	0.2	2	1	1	1	0

Andersen pitched to one batter in eighth. Gray pitched to two batters in ninth. **WP** — Clemens. **PB** — Pena. **T** — 3:26. **A** — 35,192. **Umpires** — Garcia, Hirschbeck, Evans, Cooney, Voltaggio and McCoy.

Oakland	ab	r	h	bi
R. Henderson lf	5	0	1	0
McGee cf	5	2	2	0
Canseco rf	3	1	1	0
Baines dh	5	0	2	3
Blankenship pr	0	0	0	0
McGwire 1b	5	0	2	1
Lansford 3b	5	0	3	0
Hassey c	3	0	1	0
Weiss ss	4	0	0	0
Randolph 2b	0	0	0	0
Gallego 2b-ss	3	1	1	0
<b>Totals</b>	<b>38</b>	<b>4</b>	<b>13</b>	<b>4</b>

Boston	ab	r	h	bi
Reed 2b-ss	4	0	1	0
Quintana 1b	3	0	0	1
Boggs 3b	4	0	2	0
Burks cf	3	0	1	0
Greenwell lf	3	0	0	0
Evans dh	4	0	1	0
Brunansky rf	3	0	0	0
Pena c	4	0	0	0
Rivera ss	2	1	1	0
Marshall ph	1	0	0	0
Barrett 2b	0	0	0	0
Heep ph	1	0	0	0
<b>Totals</b>	<b>32</b>	<b>1</b>	<b>6</b>	<b>1</b>

Oakland	000	100	102	4	13	1
Boston	001	000	000	1	6	0

E — Weiss. **DP** — Oakland 1, Boston 2. **LOB** — Oakland 12, Boston 8. **2B** — Evans, Rivera, McGee, Baines. **SB** — Burks, McGee. **SF** — Quintana.

Oakland	ip	h	r	er	bb	so
Welch (W)	7.1	6	1	1	3	4
Honeycutt	0.1	0	0	0	0	0
Eckersley (S)	1.1	0	0	0	0	2
<b>Boston</b>	<b>ip</b>	<b>h</b>	<b>r</b>	<b>er</b>	<b>bb</b>	<b>so</b>
Kiecker	5.2	6	1	1	1	2
Harris (L)	0.1	3	1	1	0	0
Andersen	1.0	1	0	0	1	1
Reardon	2.0	3	2	2	1	0

Harris pitched to two batters in seventh. Andersen pitched to one batter in eighth. **HBP** — by Kiecker (Gallego), by Reardon (Hassey). **T** — 3:42. **A** — 35,070. **Umpires** — Hirschbeck, Evans, Cooney, Voltaggio, McCoy and Garcia.

Boston	ab	r	h	bi
Reed 2b-ss	4	0	0	0
Quintana 1b	4	0	0	0
Boggs 3b	4	0	2	0
Burks cf	4	0	1	0
Greenwell lf	3	1	0	0
Evans dh	4	0	2	0
Brunansky rf	3	0	0	1
Pena c	4	0	3	0
Kutcher pr	0	0	0	0
Rivera ss	2	0	0	0
Marshall ph	1	0	0	0
Barrett 2b	0	0	0	0
Heep ph	1	0	0	0
<b>Totals</b>	<b>34</b>	<b>1</b>	<b>8</b>	<b>1</b>

Oakland	ab	r	h	bi
R. Henderson lf	4	0	1	0
Lansford 3b	3	0	0	0
Canseco rf	3	1	0	0
Baines dh	3	2	1	0
McGwire 1b	3	0	0	0
D. Henderson cf	2	0	1	1
Steinbach c	3	1	0	0
Randolph 2b	4	0	2	2
Gallego ss	3	0	1	0
<b>Totals</b>	<b>28</b>	<b>4</b>	<b>6</b>	<b>3</b>

Boston	010	000	000	1	8	3
Oakland	000	202	00x	4	6	0

E — Boddicker, Rivera, Pena. **DP** — Boston 1. **LOB** — Boston 8, Oakland 7. **2B** — Boggs. **SB** — Canseco, Baines, D. Henderson. **SH** — Lansford. **SF** — Brunansky, D. Henderson.

Boston	ip	h	r	er	bb	so
Boddicker (L)	8.0	6	4	2	3	7
<b>Oakland</b>	<b>ip</b>	<b>h</b>	<b>r</b>	<b>er</b>	<b>bb</b>	<b>so</b>
Moore (W)	6.0	4	1	1	1	5
Nelson	1.2	3	0	0	0	0
Honeycutt	0.1	0	0	0	0	0
Eckersley (S)	1.0	1	0	0	0	1

**HBP** — by Boddicker (McGwire, D. Henderson). **T** — 2:47. **A** — 49,026. **Umpires** — Evans, Cooney, Voltaggio, McCoy, Garcia and Hirschbeck.

**Game 4 — October 10**  
**Oakland 3, Boston 1**

<b>Boston</b>	<b>ab</b>	<b>r</b>	<b>h</b>	<b>bi</b>
Burks cf	4	1	1	0
Reed 2b	4	0	1	1
Boggs 3b	4	0	2	0
Greenwell lf	4	0	0	0
Pena c	3	0	0	0
Evans dh	3	0	0	0
Brunansky rf	3	0	0	0
Quintana 1b	2	0	0	0
Rivera ss	3	0	0	0
<b>Totals</b>	<b>30</b>	<b>1</b>	<b>4</b>	<b>1</b>

<b>Oakland</b>	<b>ab</b>	<b>r</b>	<b>h</b>	<b>bi</b>
R. Henderson lf	3	0	1	0
D. Henderson cf	4	0	0	0
Canseco rf	3	0	0	0
Jennings rf	1	0	0	0
Baines dh	3	0	1	0
McGee pr	0	0	0	0
Hassey ph	0	0	0	0
Blankenship pr	0	0	0	0
Lansford 3b	3	1	1	0
Steinbach c	3	0	2	0
McGwire 1b	2	1	0	1
Randolph 2b	2	1	0	0
Gallego ss	3	0	1	2
<b>Totals</b>	<b>27</b>	<b>3</b>	<b>6</b>	<b>3</b>

Boston	000	000	001	1	4	1
Oakland	030	000	00x	3	6	0

**E** – Greenwell. **DP** – Boston 2, Oakland 1.  
**LOB** – Boston 3, Oakland 5. **2B** – Gallego,  
 Burks. **SB** – R. Henderson, Blankenship. **SH**  
 – Lansford.

<b>Boston</b>	<b>ip</b>	<b>h</b>	<b>r</b>	<b>er</b>	<b>bb</b>	<b>so</b>
Clemens (L)	1.2	3	3	3	1	0
Bolton	2.2	2	0	0	2	3
Gray	2.2	1	0	0	0	2
Andersen	1.0	0	0	0	1	2
<b>Oakland</b>	<b>ip</b>	<b>h</b>	<b>r</b>	<b>er</b>	<b>bb</b>	<b>so</b>
Stewart (W)	8.0	4	1	1	1	1
Honeycutt (S)	1.0	0	0	0	0	0

Stewart pitched to two batters in ninth.  
**T** – 3:02. **A** – 49,052.

**Umpires** – Cooney, Voltaggio, McCoy, Garcia, Hirschbeck and Evans.

# 1990 WORLD SERIES

The A's are swept by Cincinnati in the World Series, the fourth sweep in which the A's were involved in six post season series from 1988-90. The Reds outscore the A's 22-8 shutting out Oakland in Game 1 and holding the A's to one run in Game 4. The A's hit .207 as a team led by Rickey Henderson (.333). Dave Stewart posts a 2.77 ERA but loses twice.

Former Athletic Jose Rijo shuts out the A's in Game 1 at Cincinnati, 7-0. He combines with Rob Dibble and Randy Myers on a nine-hit shutout as the A's strand 11. Dave Stewart takes the loss, allowing four runs on three hits and four walks in four innings. The A's lose 5-4 in 10 innings in Game 2 as Dennis Eckersley allows three consecutive hits, including the game winning RBI single to Joe Oliver. Jose Canseco's solo home run highlights the A's three-run third which puts Oakland ahead 4-2 but the Reds score one in the fourth and one in the eighth to tie game. The series moves to Oakland for Game 3 but the Reds win 8-2, scoring seven times in the third inning. Mike Moore allows six runs in 2 2/3 innings for the loss and Scott Sanderson allows two more. Harold Baines hits a two-run home run and Rickey Henderson a solo shot for the A's scoring. Dave Stewart tosses a complete game in Game 4, but the A's lose 2-1 as Jose Rijo and Randy Myers combine on a two-hitter. Carney Lansford has a RBI single in the first. Stewart shuts out the Reds over the first seven innings before Cincinnati scores two in the eighth on a fielders choice and a Hal Morris sacrifice fly.

## FINAL STATISTICS

PLAYER	AVG	G	AB	R	H	TB	2B	3B	HR	RBI	SH	SF	HP	BB	IBB	SO	SB	CS	DP	E	SLG	OBP
Baines	.143	3	7	1	1	4	0	0	1	2	0	0	0	1	1	2	0	0	0	0	.571	.250
Blankenship	.000	1	1	0	0	0	0	0	0	0	0	0	0	0	0	1	0	0	0	0	.000	.000
Bordick	—	3	0	0	0	0	0	0	0	0	0	0	0	0	0	0	0	0	0	0	—	—
Canseco	.083	4	12	1	1	4	0	0	1	2	0	0	0	2	0	3	0	0	1	0	.333	.214
Gallego	.091	4	11	0	1	1	0	0	0	1	0	0	0	1	0	3	1	0	0	1	.091	.167
Hassey	.333	3	6	0	2	2	0	0	0	1	0	1	0	0	0	0	0	0	0	1	.333	.286
Henderson, D.	.231	4	13	2	3	4	1	0	0	0	0	0	0	1	0	3	0	0	0	0	.308	.286
Henderson, R.	.333	4	15	2	5	10	2	0	1	1	0	0	0	3	0	4	3	0	0	0	.667	.444
Jennings	1.000	1	1	0	1	1	0	0	0	0	0	0	0	0	0	0	0	0	0	0	1.000	1.000
Lansford	.267	4	15	0	4	4	0	0	0	1	1	0	0	1	0	0	1	0	0	0	.267	.313
McGee	.200	4	10	1	2	3	1	0	0	0	0	0	0	0	0	2	1	0	1	0	.300	.200
McGwire	.214	4	14	1	3	3	0	0	0	0	0	0	0	2	0	4	0	0	2	0	.214	.313
Quirk	.000	1	3	0	0	0	0	0	0	0	0	0	0	0	0	2	0	0	0	0	.000	.000
Randolph	.267	4	15	0	4	4	0	0	0	0	0	0	0	1	0	0	1	0	0	0	.267	.313
Steinbach	.125	3	8	0	1	1	0	0	0	0	0	0	0	0	0	1	0	0	0	0	.125	.125
Stewart	.000	2	1	0	0	0	0	0	0	0	0	0	0	0	0	1	0	0	0	1	.000	.000
Welch	.000	1	3	0	0	0	0	0	0	0	1	0	0	0	0	2	0	0	0	0	.000	.000
<b>Totals</b>	<b>.207</b>	<b>4</b>	<b>135</b>	<b>8</b>	<b>28</b>	<b>41</b>	<b>4</b>	<b>0</b>	<b>3</b>	<b>8</b>	<b>2</b>	<b>1</b>	<b>0</b>	<b>12</b>	<b>1</b>	<b>28</b>	<b>7</b>	<b>0</b>	<b>2</b>	<b>5</b>	<b>.304</b>	<b>.270</b>

PITCHER	W	L	ERA	G	GS	CG	GF	SHO	SV	IP	H	R	ER	HR	HB	BB	IBB	SO	WP	BK	AVG
Burns	0	0	16.20	2	0	0	0	0	0	1.2	5	3	3	0	0	2	0	0	1	0	.500
Eckersley	0	1	6.75	2	0	0	2	0	0	1.1	3	1	1	0	0	0	0	1	0	0	.429
Honeycutt	0	0	0.00	1	0	0	0	0	0	1.2	2	0	0	0	0	1	1	0	0	0	.286
Klink	0	0	—	1	0	0	0	0	0	0.0	0	0	0	0	0	1	0	0	0	0	—
Moore	0	1	6.75	1	1	0	0	0	0	2.2	8	6	2	2	0	0	0	1	0	0	.500
Nelson	0	0	0.00	2	0	0	0	0	0	5.0	3	0	0	0	0	2	0	0	0	0	.188
Sanderson	0	0	10.80	2	0	0	0	0	0	1.2	4	2	2	0	0	1	0	0	1	0	.500
Stewart	0	2	3.46	2	2	1	0	0	0	13.0	10	6	5	1	1	6	0	5	0	0	.222
Welch	0	0	4.91	1	1	0	0	0	0	7.1	9	4	4	0	0	2	0	2	0	0	.310
Young	0	0	0.00	1	0	0	1	0	0	1.0	1	0	0	0	0	0	0	0	0	0	.250
<b>Totals</b>	<b>0</b>	<b>4</b>	<b>3.57</b>	<b>4</b>	<b>4</b>	<b>1</b>	<b>3</b>	<b>0</b>	<b>0</b>	<b>35.1</b>	<b>45</b>	<b>22</b>	<b>14</b>	<b>3</b>	<b>1</b>	<b>15</b>	<b>1</b>	<b>9</b>	<b>2</b>	<b>0</b>	<b>.317</b>

**Game 1 — October 16**  
Cincinnati 7, Oakland 0

**Game 2 — October 17**  
Cincinnati 5, Oakland 4

**Game 3 — October 19**  
Cincinnati 8, Oakland 3

Oakland	ab	r	h	bi
R. Henderson lf	5	0	3	0
McGee cf	5	0	1	0
Canseco rf	2	0	0	0
McGwire 1b	3	0	0	0
Lansford 3b	4	0	2	0
Steinbach c	4	0	1	0
Randolph 2b	4	0	1	0
Gallego ss	4	0	0	0
Stewart p	1	0	0	0
Jennings ph	1	0	1	0
Burns p	0	0	0	0
Nelson p	0	0	0	0
Hassey ph	1	0	0	0
Sanderson p	0	0	0	0
Eckersley p	0	0	0	0
D. Henderson ph	1	0	0	0
<b>Totals</b>	<b>35</b>	<b>0</b>	<b>9</b>	<b>0</b>

Cincinnati	ab	r	h	bi
Larkin ss	4	1	0	0
Hatcher cf	3	3	3	1
O'Neill rf	2	1	0	1
Davis lf	4	2	2	3
Morris 1b	4	0	1	0
Sabo 3b	3	0	1	2
Oliver c	4	0	1	0
Duncan 2b	3	0	1	0
Rijo p	3	0	1	0
Dibble p	0	0	0	0
Benzinger ph	1	0	0	0
Myers p	0	0	0	0
<b>Totals</b>	<b>31</b>	<b>7</b>	<b>10</b>	<b>7</b>

Oakland	000	000	000	0	9	1
Cincinnati	202	030	00x	7	10	0

E — Gallego. **DP** — Oakland 2, Cincinnati 1. **LOB** — Oakland 11, Cincinnati 6. **2B** — R. Henderson 2, Hatcher 2. **HR** — Davis. **SB** — McGee, Lansford.

Oakland	ip	h	r	er	bb	so
Stewart (L)	4.0	3	4	3	4	3
Burns	0.2	4	3	3	1	0
Nelson	1.1	2	0	0	1	0
Sanderson	1.0	1	0	0	0	0
Eckersley	1.0	0	0	0	0	1
<b>Cincinnati</b>	<b>ip</b>	<b>h</b>	<b>r</b>	<b>er</b>	<b>bb</b>	<b>so</b>
Rijo (W)	7.0	7	0	0	2	5
Dibble	1.0	1	0	0	1	0
Myers	1.0	1	0	0	0	2

**WP** — Dibble.  
T — 2:38. **A** — 55,830  
**Umpires** — Pulli, Roe, Quick, Hendry, Marsh and Barnett.

Oakland	ab	r	h	bi
R. Henderson lf	4	1	1	0
Lansford 3b	4	0	1	0
Canseco rf	5	1	1	2
McGwire 1b	4	1	2	0
D. Henderson cf	4	1	2	0
Steinbach c	0	0	0	0
Randolph 2b	4	0	0	0
Hassey c	4	0	2	1
Bordick pr-ss	0	0	0	0
Gallego ss	4	0	1	1
Baines ph	1	0	0	0
Eckersley p	0	0	0	0
Welch p	3	0	0	0
Honeycutt p	0	0	0	0
McGee cf	0	0	0	0
<b>Totals</b>	<b>37</b>	<b>4</b>	<b>10</b>	<b>4</b>

Cincinnati	ab	r	h	bi
Larkin ss	5	1	3	0
Hatcher cf	4	2	4	1
O'Neill rf	4	0	0	0
Davis lf	5	0	0	1
Morris 1b	3	0	0	0
Braggs ph	1	0	0	1
Dibble p	0	0	0	0
Bates ph	1	1	1	0
Sabo 3b	5	0	3	0
Oliver c	5	1	2	1
Duncan 2b	3	0	0	0
Jackson p	1	0	0	0
Scudder p	0	0	0	0
Oester ph	1	0	1	1
Armstrong p	0	0	0	0
Winningham ph	1	0	0	0
Charlton p	0	0	0	0
Benzinger 1b	1	0	0	0
<b>Totals</b>	<b>40</b>	<b>5</b>	<b>14</b>	<b>5</b>

One out when winning run scored  
Oakland 103 000 000 0 410 2  
Cincinnati 200 100 010 1 514 2

E — Jackson, Oliver, Hassey, McGwire. **DP** — Cincinnati 1. **LOB** — Oakland 10, Cincinnati 10. **2B** — Larkin, Hatcher 2, Oliver. **3B** — Hatcher. **HR** — Canseco. **SB** — R. Henderson. **SH** — Lansford, Welch. **SF** — Hassey.

Oakland	ip	h	r	er	bb	so
Welch	7.1	9	4	4	2	2
Honeycutt	1.2	2	0	0	1	0
Eckersley (L)	0.1	3	1	1	0	0
<b>Cincinnati</b>	<b>ip</b>	<b>h</b>	<b>r</b>	<b>er</b>	<b>bb</b>	<b>so</b>
Jackson	2.2	6	4	3	2	0
Scudder	1.1	0	0	0	2	2
Armstrong	3.0	1	0	0	0	3
Charlton	1.0	1	0	0	0	0
Dibble (W)	2.0	2	0	0	0	2

T — 3:31. **A** — 55,832  
**Umpires** — Roe, Quick, Hendry, Marsh, Barnett and Pulli.

Cincinnati	ab	r	h	bi
Larkin ss	5	0	2	1
Hatcher cf	5	1	2	0
O'Neill rf	3	1	1	0
Davis lf	5	1	2	1
Morris dh	4	0	0	1
Sabo 3b	4	2	2	3
Randolinger 1b	5	1	2	0
Oliver c	5	1	2	1
Duncan 2b	4	1	1	1
<b>Totals</b>	<b>40</b>	<b>8</b>	<b>14</b>	<b>8</b>

Oakland	ab	r	h	bi
R. Henderson lf	3	1	1	1
Lansford 3b	3	0	0	0
Canseco rf	4	0	0	0
D. Henderson cf	4	1	1	0
Baines dh	4	1	1	2
McGwire 1b	4	0	1	0
Steinbach c	4	0	0	0
Randolph 2b	4	0	3	0
Gallego ss	2	0	0	0
McGee ph	1	0	0	0
Bordick ss	0	0	0	0
Blankenship ph	1	0	0	0
<b>Totals</b>	<b>34</b>	<b>3</b>	<b>7</b>	<b>3</b>

Cincinnati	017	000	000	8	14	1
Oakland	021	000	000	3	7	1

E — McGwire, Oliver. **DP** — Oakland 2. **LOB** — Cincinnati 9, Oakland 6. **2B** — D. Henderson, Oliver. **3B** — Larkin. **HR** — Sabo 2, Baines, R. Henderson. **SB** — Duncan, O'Neill, R. Henderson, Randolph.

Cincinnati	ip	h	r	er	bb	so
Browning (W)	6.0	6	3	3	2	2
Dibble	1.2	0	0	0	0	2
Myers	1.1	1	0	0	0	1
<b>Oakland</b>	<b>ip</b>	<b>h</b>	<b>r</b>	<b>er</b>	<b>bb</b>	<b>so</b>
Moore (L)	2.2	8	6	2	0	1
Sanderson	0.2	3	2	2	1	0
Klink	0.0	0	0	0	1	0
Nelson	3.2	1	0	0	1	0
Burns	1.0	1	0	0	1	0
Young	1.0	1	0	0	0	0

Klink pitched to one batter in fourth. Browning pitched to one batter in seventh. **WP** — Sanderson, Burns.  
T — 3:01. **A** — 48,269.  
**Umpires** — Quick, Hendry, Marsh, Froemming, Pulli and Roe.

Game 4 — October 20  
Cincinnati 2, Oakland 1

Cincinnati	ab	r	h	bi
Larkin ss	3	1	1	0
Hatcher cf	0	0	0	0
Winningham cf	3	1	2	0
O'Neill rf	3	0	0	0
Davis lf	0	0	0	0
Braggs ph-lf	3	0	0	1
Morris dh	3	0	0	1
Sabo 3b	4	0	3	0
Benzinger 1b	4	0	0	0
Oliver c	4	0	1	0
Duncan 2b	4	0	0	0
<b>Totals</b>	<b>31</b>	<b>2</b>	<b>7</b>	<b>2</b>

Oakland	ab	r	h	bi
R. Henderson lf	3	0	0	0
McGee rf	4	1	1	0
D. Henderson cf	4	0	0	0
Baines dh	2	0	0	0
Canseco ph	1	0	0	0
Lansford 3b	4	0	1	1
Quirk c	3	0	0	0
McGwire 1b	3	0	0	0
Randolph 2b	3	0	0	0
Gallego ss	1	0	0	0
Hassey ph	1	0	0	0
Bordick ss	0	0	0	0
<b>Totals</b>	<b>29</b>	<b>1</b>	<b>2</b>	<b>1</b>

Cincinnati	000	000	020	2	7	1
Oakland	100	000	000	1	2	1

E — Oliver, Stewart. DP — Oakland 1. LOB — Cincinnati 7, Oakland 4. 2B — McGee, Oliver, Sabo. SB — Gallego, R. Henderson. SH — O'Neill. SF — Morris.

Cincinnati	ip	h	r	er	bb	so
Rijo (W)	8.1	2	1	1	3	9
Myers (S)	0.2	0	0	0	0	0
Oakland	ip	h	r	er	bb	so
Stewart (L)	9.0	7	2	1	2	2

HBP — by Stewart (Hatcher).

T — 2:48. A — 48,613.

Umpires — Hendry, Marsh, Froemming, Pulli, Roe and Quick.

# 1992 ALCS

The A's return to the ALCS for the fourth time in the last five years, but lose for the first time during that stretch as Toronto wins the series, 4-2. The A's hit .251 as a team led by Harold Baines (.440) and Jerry Browne (.400). Ruben Sierra leads Oakland with seven RBI. Dave Stewart has one of the A's two wins and posts a 2.70 ERA.

The A's open the series with a 4-3 win in Game 1 at Toronto as Harold Baines breaks a 3-3 tie with a ninth inning home run. Oakland scores three in the first on home runs by Mark McGwire and Terry Steinbach but Dave Stewart allows single runs in the fifth, sixth and eighth innings. Toronto comes back to win Game 2, 3-1 as David Cone shuts out the A's over the first eight innings before Baines has a RBI single in the ninth. Mike Moore allows three runs in seven innings for the loss. The Blue Jays win the first game in Oakland, 7-5 as Juan Guzman defeats Ron Darling. The A's collect 13 hits but strand 11 runners. Toronto then goes up 3-1 in the series with a 7-6, 11 inning win in Game 4. The A's score five times in the third and lead 6-1 entering the eighth. The Blue Jays score three times in the eighth and then tie the game on a two-run home run by Roberto Alomar off Dennis Eckersley in the ninth. A Pat Borders sacrifice fly off Kelly Downs in the 11th is the game winner. Dave Stewart keeps the A's alive with a complete game seven hitter as Oakland wins Game 5, 6-2. Jerry Browne provides the offense with four hits and two RBI and Ruben Sierra adds three RBI. The series returns to Toronto for Game 6 and the Blue Jays clinch the A.L. Pennant with a 9-2 win. Mike Moore takes the loss, allowing six runs on seven hits in 2 2/3 innings.

## FINAL STATISTICS

PLAYER	AVG	G	AB	R	H	TB	2B	3B	HR	RBI	SH	SF	HP	BB	IBB	SO	SB	CS	DP	E	SLG	OBP
Baines	.440	6	25	6	11	16	2	0	1	4	1	0	0	0	0	3	0	0	1	0	.640	.440
Blankenship	.231	5	13	2	3	3	0	0	0	0	0	0	3	0	4	1	0	0	2	.231	.375	
Bordick	.053	6	19	1	1	1	0	0	0	0	0	0	0	1	0	2	1	0	1	.053	.100	
Browne	.400	4	10	3	4	4	0	0	2	1	0	0	2	0	0	0	0	0	0	.400	.500	
Fox	.000	4	1	0	0	0	0	0	0	0	0	0	0	1	0	0	2	0	0	.000	.500	
Henderson	.261	6	23	5	6	6	0	0	0	1	0	0	0	4	0	4	2	0	0	.261	.370	
Lansford	.167	5	18	0	3	3	0	0	0	1	0	0	0	1	0	1	0	0	1	.167	.211	
McGwire	.150	6	20	1	3	6	0	0	1	3	1	0	1	5	2	4	0	0	0	.300	.346	
Quirk	.000	1	1	0	0	0	0	0	0	0	0	0	0	0	0	0	0	0	0	.000	.000	
Ready	.000	1	1	0	0	0	0	0	0	0	0	0	0	0	0	1	0	0	0	.000	.000	
Sierra	.333	6	24	4	8	15	2	1	1	7	0	2	0	2	0	1	1	2	1	.625	.357	
Steinbach	.292	6	24	1	7	10	0	0	1	5	0	0	0	2	0	7	0	0	1	.417	.346	
Weiss	.167	3	6	1	1	1	0	0	0	0	0	0	0	2	0	1	2	0	0	.167	.375	
Wilson	.227	6	22	0	5	6	1	0	0	0	0	0	0	1	0	5	7	0	0	.273	.261	
<b>Totals</b>	<b>.251</b>	<b>6</b>	<b>207</b>	<b>24</b>	<b>52</b>	<b>71</b>	<b>5</b>	<b>1</b>	<b>4</b>	<b>23</b>	<b>3</b>	<b>2</b>	<b>1</b>	<b>24</b>	<b>2</b>	<b>33</b>	<b>16</b>	<b>2</b>	<b>5</b>	<b>.343</b>	<b>.329</b>	

PITCHER	W	L	ERA	G	GS	CG	GF	SHO	SV	IP	H	R	ER	HR	HB	BB	IBB	SO	WP	BK	AVG
Corsi	0	0	0.00	3	0	0	0	0	0	2.0	2	0	0	0	0	3	0	0	0	0	.286
Darling	0	1	3.00	1	1	0	0	0	0	6.0	4	3	2	2	0	2	0	3	2	0	.200
Downs	0	1	3.86	2	0	0	1	0	0	2.1	3	3	1	0	0	1	0	0	0	0	.300
Eckersley	0	0	6.00	3	0	0	2	0	1	3.0	8	2	2	1	0	0	0	2	0	0	.471
Honeycutt	0	0	0.00	2	0	0	0	0	0	2.0	0	0	0	0	0	0	0	1	0	0	.000
Moore	0	2	7.45	2	2	0	0	0	0	9.2	11	9	8	3	0	5	1	7	0	0	.282
Parrett	0	0	11.57	3	0	0	1	0	0	2.1	6	3	3	0	0	0	0	1	0	0	.600
Russell	1	0	9.00	3	0	0	0	0	0	2.0	2	2	2	0	0	4	0	0	1	0	.222
Stewart	1	0	2.70	2	2	1	0	0	0	16.2	14	5	5	3	0	6	0	7	0	0	.233
Welch	0	0	2.57	1	1	0	0	0	0	7.0	7	2	2	1	0	1	0	7	0	0	.250
Witt	0	0	18.00	1	0	0	1	0	0	1.0	2	2	2	0	0	1	0	1	0	0	.500
<b>Totals</b>	<b>2</b>	<b>4</b>	<b>4.50</b>	<b>6</b>	<b>6</b>	<b>1</b>	<b>5</b>	<b>0</b>	<b>1</b>	<b>54.0</b>	<b>59</b>	<b>31</b>	<b>27</b>	<b>10</b>	<b>0</b>	<b>23</b>	<b>1</b>	<b>29</b>	<b>3</b>	<b>0</b>	<b>.281</b>

**Game 1 — October 7**  
Oakland 4, Toronto 3

**Game 2 — October 8**  
Toronto 3, Oakland 1

**Game 3 — October 10**  
Toronto 7, Oakland 5

Oakland	ab	r	h	bi
Henderson lf	2	0	0	0
Lansford 3b	4	0	0	0
Sierra rf	4	0	0	0
Baines dh	4	2	3	1
McGwire 1b	3	1	1	2
Steinbach c	4	1	1	1
Wilson cf	4	0	1	0
Bordick ss	4	0	0	0
Blankenship 2b	2	0	0	0
<b>Totals</b>	<b>31</b>	<b>4</b>	<b>6</b>	<b>4</b>

Oakland	ab	r	h	bi
Henderson lf	4	0	0	0
Lansford 3b	4	0	0	0
Sierra rf	3	1	1	0
Baines dh	4	0	2	1
Fox pr-dh	0	0	0	0
McGwire 1b	4	0	0	0
Steinbach c	4	0	1	0
Wilson cf	4	0	1	0
Bordick 2b	2	0	0	0
Weiss ss	2	0	1	0
<b>Totals</b>	<b>31</b>	<b>1</b>	<b>6</b>	<b>1</b>

Toronto	ab	r	h	bi
White cf	3	0	1	0
Alomar 2b	5	1	1	1
Carter rf	5	0	1	0
Winfield dh	4	2	1	1
Olerud 1b	5	1	1	0
Maldonado lf	3	1	2	2
Gruber 3b	4	0	0	0
Borders c	4	1	1	0
Lee ss	3	1	1	2
<b>Totals</b>	<b>36</b>	<b>7</b>	<b>9</b>	<b>6</b>

Toronto	ab	r	h	bi
White cf	3	0	1	0
Alomar 2b	4	0	1	0
Carter rf-1b	4	0	1	0
Winfield dh	4	2	2	1
Olerud 1b	3	0	1	1
Bell pr-rf	0	0	0	0
Maldonado lf	4	0	0	0
Gruber 3b	4	0	0	0
Borders c	4	1	1	1
Lee ss	3	0	1	0
Sprague ph	1	0	1	0
Griffin pr	0	0	0	0
<b>Totals</b>	<b>34</b>	<b>3</b>	<b>9</b>	<b>3</b>

Toronto	ab	r	h	bi
White cf	3	0	0	0
Alomar 2b	3	0	1	0
Carter rf	3	0	0	0
Winfield dh	3	0	0	0
Olerud 1b	3	0	0	0
Maldonado lf	2	1	0	0
Gruber 3b	3	2	2	2
Borders c	3	0	1	0
Lee ss	2	0	0	1
<b>Totals</b>	<b>25</b>	<b>3</b>	<b>4</b>	<b>3</b>

Oakland	ab	r	h	bi
Henderson lf	4	1	1	0
Lansford 3b	5	0	1	0
Sierra rf	4	1	2	2
Baines dh	5	2	2	1
McGwire 1b	4	0	1	0
Steinbach c	4	0	3	2
Wilson cf	4	0	2	0
Bordick 2b	2	0	0	0
Browne ph	0	0	0	0
Blankenship pr-2b	1	0	1	0
Weiss ss	4	1	0	0
<b>Totals</b>	<b>37</b>	<b>5</b>	<b>13</b>	<b>5</b>

Oakland	030	000	001	4	6	1
Toronto	000	011	010	3	9	0

Oakland	000	000	001	1	6	0
Toronto	000	020	10x	3	4	0

Toronto	010	110	211	7	9	1
Oakland	000	200	210	5	13	3

E – Henderson. **DP** – Oakland 2, Toronto 2. **LOB** – Oakland 4, Toronto 7. **2B** – Winfield. **HR** – McGwire, Steinbach, Borders, Winfield, Baines. **SB** – Wilson, Alomar.

**DP** – Oakland 1, Toronto 1. **LOB** – Oakland 6, Toronto 4. **2B** – Wilson, Gruber. **3B** – Sierra. **HR** – Gruber. **SB** – Wilson 3, Weiss 2, Bordick, Alomar, Carter. **CS** – White, Sierra. **SF** – Lee.

E – Lee, Lansford, Blankenship 2. **DP** – Toronto 2, Oakland 1. **LOB** – Toronto 7, Oakland 11. **2B** – White, Sierra. **3B** – Lee. **HR** – Alomar, Maldonado. **SB** – Carter, Wilson 2, Henderson. **CS** – Maldonado, White. **SF** – Sierra.

Oakland	ip	h	r	er	bb	so
Stewart	7.2	7	3	3	3	2
Russell (W)	0.1	1	0	0	0	0
Eckersley (S)	1.0	1	0	0	0	0
<b>Toronto</b>	<b>ip</b>	<b>h</b>	<b>r</b>	<b>er</b>	<b>bb</b>	<b>so</b>
Morris (L)	9.0	6	4	4	4	4

Oakland	ip	h	r	er	bb	so
Moore (L)	7.0	4	3	3	4	3
Corsi	0.2	0	0	0	1	0
Parrett	0.1	0	0	0	0	0
<b>Toronto</b>	<b>ip</b>	<b>h</b>	<b>r</b>	<b>er</b>	<b>bb</b>	<b>so</b>
Cone (W)	8.0	5	1	1	3	6
Henke (S)	1.0	1	0	0	0	1

Toronto	ip	h	r	er	bb	so
Guzman (W)	6.0	7	2	2	3	3
Ward	1.0	3	2	2	1	1
Timlin	0.1	2	1	1	0	0
Henke (S)	1.2	1	0	0	0	0
<b>Oakland</b>	<b>ip</b>	<b>h</b>	<b>r</b>	<b>er</b>	<b>bb</b>	<b>so</b>
Darling (L)	6.0	4	3	2	2	3
Downs	1.0	2	2	0	0	0
Corsi	0.1	0	0	0	0	0
Russell	0.2	1	2	2	3	0
Honeycutt	0.2	0	0	0	0	0
Eckersley	0.1	2	0	0	0	1

**WP** – Morris.  
**T** – 2:47. **A** – 51,039  
**Umpires** – Denkinger, Young, Clark, Merrill, Brinkman and Coble

**T** – 2:58. **A** – 51,114  
**Umpires** – Young, Clark, Merrill, Brinkman, Coble and Denkinger

Russell pitched to one batter in the ninth. **HBP** – by Guzman (McGwire). **WP** – Darling 2, Russell  
**T** – 3:40. **A** – 46,911  
**Umpires** – Clark, Merrill, Brinkman, Coble, Denkinger and Young



**Game 4 — October 11**  
Toronto 7, Oakland 6 (11)

**Game 5 — October 12**  
Oakland 6, Toronto 2

**Game 6 — October 14**  
Toronto 9, Oakland 2

Toronto	ab	r	h	bi
White cf	6	1	2	0
Alomar 2b	5	2	4	2
Carter rf-1b	6	1	2	1
Winfield dh	6	1	1	0
Olerud 1b	5	1	4	2
Bell pr-rf	0	1	0	0
Maldonado lf	5	0	2	1
Gruber 3b	5	0	0	0
Borders c	5	0	1	1
Lee ss	3	0	1	0
Sprague ph	1	0	0	0
Griffin ss	2	0	0	0
<b>Totals</b>	<b>49</b>	<b>7</b>	<b>17</b>	<b>7</b>

Oakland	ab	r	h	bi
Henderson lf	6	2	3	1
Browne cf	2	1	0	0
Wilson cf	2	0	0	0
Sierra rf	4	0	2	2
Baines dh	5	1	2	1
Fox pr-dh	1	0	0	0
McGwire 1b	4	0	0	0
Steinbach c	4	0	0	1
Lansford 3b	5	0	2	1
Bordick ss	5	1	1	0
Blankenship 2b	4	1	2	0
<b>Totals</b>	<b>42</b>	<b>6</b>	<b>12</b>	<b>6</b>

Toronto	010	000	032	01	717	4
Oakland	005	001	000	00	612	2

E — Lee 2, Borders, White, McGwire, Henderson. **DP** — Toronto 2. **LOB** — Toronto 14, Oakland 11. **2B** — Alomar, Olerud, Sierra, Baines. **HR** — Olerud, Alomar. **SB** — Alomar, Blankenship, Henderson, Fox. **SH** — Browne, McGwire. **SF** — Borders, Sierra.

Toronto	ip	h	r	er	bb	so
Morris	3.1	5	5	5	5	2
Stottlemeyer	3.2	3	1	1	0	1
Timlin	1.0	2	0	0	0	1
Ward (W)	2.0	1	0	0	0	0
Henke (S)	1.0	1	0	0	0	0
Oakland	ip	h	r	er	bb	so
Welch	7.0	7	2	2	1	7
Parrett	0.0	2	2	2	0	0
Eckersley	1.2	5	2	2	0	1
Corsi	1.0	2	0	0	2	0
Downs (L)	1.1	1	1	1	1	0

Welch pitched to one batter in the eighth. Parrett pitched to two batters in the eighth. **T** — 4:25. **A** — 47,732  
**Umpires** — Merrill, Brinkman, Coble, Denkinger, Young and Clark.

Toronto	ab	r	h	bi
White cf	4	0	3	1
Alomar 2b	4	0	1	0
Carter rf	3	0	0	0
Winfield dh	3	1	2	1
Olerud 1b	4	0	0	0
Maldonado lf	4	0	0	0
Gruber 3b	3	1	0	0
Borders c	4	0	1	0
Lee ss	3	0	0	0
<b>Totals</b>	<b>32</b>	<b>2</b>	<b>7</b>	<b>2</b>

Oakland	ab	r	h	bi
Henderson lf	3	2	2	0
Fox pr-lf	0	0	0	0
Browne 3b	4	2	4	2
Sierra rf	4	1	2	3
Baines dh	3	0	0	0
McGwire 1b	1	0	0	0
Steinbach c	4	0	0	0
Wilson cf	4	0	0	0
Bordick ss	4	0	0	0
Blankenship 2b	4	1	0	0
<b>Totals</b>	<b>31</b>	<b>6</b>	<b>8</b>	<b>5</b>

Toronto	000	100	100	2	7	3
Oakland	201	030	00x	6	8	0

E — Cone, Gruber, Carter. **DP** — Oakland 1. **LOB** — Toronto 6, Oakland 6. **2B** — White. **HR** — Sierra, Winfield. **CS** — Sierra, White. **SH** — Baines.

Toronto	ip	h	r	er	bb	so
Cone (L)	4.0	6	6	3	2	3
Key	3.0	2	0	0	2	1
Eichhorn	1.0	0	0	0	0	0
Oakland	ip	h	r	er	bb	so
Stewart (W)	9.0	7	2	2	3	5

Cone pitched to four batters in the fifth. **PB** — Borders. **T** — 2:51. **A** — 44,955  
**Umpires** — Brinkman, Coble, Denkinger, Young, Clark and Merrill.

Oakland	ab	r	h	bi
Henderson lf	4	0	0	0
Quirk ph	1	0	0	0
Browne 3b	4	0	0	0
Lansford 3b	0	0	0	0
Sierra rf	5	1	1	0
Baines dh	4	1	2	0
McGwire 1b	4	0	1	1
Steinbach c	4	0	2	1
Wilson cf	4	0	1	0
Bordick ss	2	0	0	0
Fox ph	0	0	0	0
Weiss ss	0	0	0	0
Blankenship 2b	2	0	0	0
Ready ph	1	0	0	0
<b>Totals</b>	<b>35</b>	<b>2</b>	<b>7</b>	<b>2</b>

Toronto	ab	r	h	bi
White cf	4	1	1	1
Alomar 2b	5	1	3	1
Carter rf	5	1	1	2
Winfield dh	4	1	0	0
Olerud 1b	3	2	2	1
Maldonado lf	4	1	2	3
Gruber 3b	3	0	0	0
Borders c	2	1	2	1
Lee ss	4	1	2	0
<b>Totals</b>	<b>34</b>	<b>9</b>	<b>13</b>	<b>9</b>

Oakland	000	001	010	2	7	1
Toronto	204	010	02x	9	13	0

E — Henderson. **LOB** — Oakland 10, Toronto 7. **2B** — Baines, Olerud, Lee. **HR** — Carter, Maldonado. **SB** — Wilson, Sierra, Fox, Alomar 2. **CS** — White. **SH** — Gruber. **SF** — Borders, White.

Oakland	ip	h	r	er	bb	so
Moore (L)	2.2	7	6	5	1	4
Parrett	2.0	4	1	1	0	1
Honeycutt	1.1	0	0	0	0	1
Russell	1.0	0	0	0	1	0
Witt	1.0	2	2	2	1	1
Toronto	ip	h	r	er	bb	so
Guzman (W)	7.0	5	1	1	2	8
Ward	1.0	2	1	1	0	1
Henke	1.0	0	0	0	2	1

**PB** — Borders 2. **T** — 3:15. **A** — 51,335  
**Umpires** — Coble, Denkinger, Young, Clark, Merrill and Brinkman

# 2000 ALDS

The A's return to post season play for the first time since 1992 and take the eventual World Champion New York Yankees to five games before losing the series, 3-2. The A's outscore New York 23-19, thanks to an 11-1 win in Game 4. Oakland hits .263 as a team led by Ramon Hernandez (.375). The pitching staff compiles a 3.48 ERA led by Jim Mecir who tossed 5 1/3 shutout innings in retiring 16 of the 17 hitters he faces.

The A's open the series with a 5-3 win in Oakland as Ramon Hernandez has a RBI double in the sixth inning to break a 3-3 tie. Trailing 2-0 after four innings, the A's score three times in the fifth, beginning with a Hernandez RBI single. Gil Heredia allows three runs in six innings for the win. The Yankees come back to win Game 2 as Andy Pettitte and Mariano Rivera combine to shutout the A's on six hits. The series moves to New York for Game 3 and the Yankees win their second straight with a 4-2 victory. Tim Hudson goes the distance for the A's but Orlando Hernandez and Rivera combine to limit the A's to two runs on four hits, including a Terrence Long home run. Facing elimination in Game 4, Barry Zito allows one run in 5 2/3 innings to pick up the victory in the A's 11-1 win. Olmedo Saenz hits a three-run home run in the first inning and Ben Grieve adds a two-run single in the A's three-run sixth. Oakland adds another run in the eighth and four more in the ninth, including a two-run double by Eric Chavez. The series returns to Oakland for Game 5 but the Yankees score six times in the first inning off Gil Heredia for a 7-5 win. The A's score twice in the second, once in the third and two more times in the fourth but are shutout on three hits over the final five innings.

## FINAL STATISTICS

PLAYER	AVG	G	AB	R	H	TB	2B	3B	HR	RBI	SH	SF	HP	BB	IBB	SO	SB	CS	DP	E	SLG	OBP
Chavez	.333	5	21	4	7	10	3	0	0	4	0	0	0	0	0	5	0	0	1	0	.476	.333
Christenson	.500	2	2	0	1	1	0	0	0	1	0	0	0	0	0	0	0	0	0	0	.500	.500
Fasano	—	1	0	0	0	0	0	0	0	0	0	0	0	0	0	0	0	0	0	0	—	—
Giambi, Ja.	.286	5	14	2	4	4	0	0	0	1	0	1	0	7	1	2	1	0	0	1	.286	.500
Giambi, Je.	.333	4	9	1	3	3	0	0	0	1	0	0	0	2	0	2	0	0	0	0	.333	.455
Grieve	.118	5	17	1	2	2	0	0	0	2	0	0	0	3	0	7	0	0	2	0	.118	.250
Hernandez	.375	5	16	3	6	8	2	0	0	3	1	0	1	0	0	3	0	0	0	1	.500	.412
Long	.158	5	19	2	3	6	0	0	1	1	0	0	0	3	0	2	0	0	2	1	.316	.273
Menechino	—	1	0	0	0	0	0	0	0	0	0	0	0	0	0	0	0	0	0	0	—	—
Piatt	.167	3	6	2	1	1	0	0	0	0	0	0	0	0	0	1	0	0	0	0	.167	.167
Porter	1.000	2	1	0	1	1	0	0	0	1	0	0	0	0	0	0	0	0	0	0	1.000	1.000
Saenz	.231	4	13	1	3	6	0	0	1	4	0	1	1	0	0	2	0	0	1	0	.462	.267
Stairs	.111	3	9	0	1	2	1	0	0	0	0	0	0	0	0	1	0	0	0	0	.222	.111
Tejada	.350	5	20	5	7	9	2	0	0	1	0	0	0	2	0	2	1	0	0	0	.450	.409
Velarde	.250	5	20	2	5	6	1	0	0	3	0	0	0	2	0	3	1	0	0	2	.300	.318
<b>Totals</b>	<b>.263</b>	<b>5</b>	<b>167</b>	<b>23</b>	<b>44</b>	<b>59</b>	<b>9</b>	<b>0</b>	<b>2</b>	<b>22</b>	<b>1</b>	<b>2</b>	<b>2</b>	<b>19</b>	<b>1</b>	<b>31</b>	<b>3</b>	<b>0</b>	<b>6</b>	<b>5</b>	<b>.353</b>	<b>.342</b>

PITCHER	W	L	ERA	G	GS	CG	GF	SHO	SV	IP	H	R	ER	HR	HB	BB	IBB	SO	WP	BK	AVG
Appier	0	1	3.48	2	1	0	0	0	0	10.1	10	4	4	1	0	6	1	13	0	0	.250
Heredia	1	1	12.79	2	2	0	0	0	0	6.1	11	9	9	0	1	3	0	3	0	0	.407
Hudson	0	1	3.38	1	1	0	0	0	0	8.0	6	4	3	0	0	4	0	5	0	0	.194
Isringhausen	0	0	0.00	2	0	0	2	0	1	2.0	1	0	0	0	0	0	0	3	0	0	.143
Jones	0	0	0.00	2	0	0	2	0	0	1.1	1	0	0	0	0	0	0	1	0	0	.200
Magnante	0	0	0.00	2	0	0	0	0	0	3.0	1	0	0	0	0	0	0	2	0	0	.111
Mecir	0	0	0.00	3	0	0	0	0	0	5.1	1	0	0	0	0	0	0	2	0	0	.059
Tam	0	0	0.00	3	0	0	0	0	0	2.0	3	1	0	0	0	1	1	1	0	0	.333
Zito	1	0	1.59	1	1	0	0	0	0	5.2	7	1	1	0	0	2	0	5	0	0	.304
<b>Totals</b>	<b>2</b>	<b>3</b>	<b>3.48</b>	<b>5</b>	<b>5</b>	<b>1</b>	<b>4</b>	<b>0</b>	<b>1</b>	<b>44.0</b>	<b>41</b>	<b>19</b>	<b>17</b>	<b>1</b>	<b>1</b>	<b>16</b>	<b>2</b>	<b>35</b>	<b>0</b>	<b>0</b>	<b>.244</b>

**Game 1 — October 3**  
Oakland 5, New York 3

**Game 2 — October 4**  
New York 4, Oakland 0

**Game 3 — October 6**  
New York 4, Oakland 2

New York	ab	r	h	bi
Knoblauch dh	4	0	1	0
Jeter ss	3	0	0	0
O'Neill rf	4	0	0	0
Williams cf	4	1	2	0
Justice lf	4	0	0	0
Martinez 1b	3	0	1	1
Posada c	3	1	1	0
Sojo 2b	3	1	1	1
Hill ph	1	0	0	0
Brosius 3b	4	0	1	1
<b>Totals</b>	<b>33</b>	<b>3</b>	<b>7</b>	<b>3</b>

Oakland	ab	r	h	bi
Long cf	4	0	1	0
Velarde 2b	3	0	1	1
JaGiambi 1b	2	0	1	0
Grieve lf	3	0	0	0
Christenson lf	0	0	0	0
Tejada ss	4	1	1	0
Stairs rf	4	0	0	0
Chavez 3b	4	2	3	1
JeGiambi dh	2	1	1	0
Saenz ph-dh	1	0	0	0
Hernandez c	4	1	2	2
<b>Totals</b>	<b>31</b>	<b>5</b>	<b>10</b>	<b>4</b>

New York	020	001	000	3	7	0
Oakland	000	031	01x	5	10	2

E – Long, Velarde. **DP** – New York 2, Oakland 1. **LOB** – New York 6, Oakland 7. **2B** – Williams, Sojo, Brosius, Hernandez. **SF** – Martinez. **SB** – Velarde, JaGiambi.

New York	ip	h	r	er	bb	so
Clemens (L)	6.0	7	4	4	4	5
Stanton	1.1	3	1	1	1	0
Nelson	0.2	0	0	0	0	0
<b>Oakland</b>	<b>ip</b>	<b>h</b>	<b>r</b>	<b>er</b>	<b>bb</b>	<b>so</b>
Heredia (W)	6.0	7	3	3	1	3
Tam	0.2	0	0	0	0	1
Mecir	1.1	0	0	0	0	1
Isringhausen (S)	1.0	0	0	0	0	2

**HBP** – by Heredia (Jeter). **WP** – Clemens, Stanton.

T – 3:16. A – 47,360

**Umpires** – Welke, Meriwether, McClelland, Schrieber, Clark, Nelson.

New York	ab	r	h	bi
Jeter ss	5	0	0	0
Posada c	3	0	1	0
Justice lf	3	0	0	0
Bellinger lf	1	0	1	1
Williams cf	5	1	2	0
Martinez 1b	4	0	2	0
O'Neill rf	2	1	0	0
Hill dh	4	1	1	1
Sojo 2b	3	0	1	2
Vizcaino pr-2b	0	1	0	0
Brosius 3b	3	0	0	0
<b>Totals</b>	<b>33</b>	<b>4</b>	<b>8</b>	<b>4</b>

Oakland	ab	r	h	bi
Long cf	4	0	0	0
Velarde 2b	3	0	0	0
JaGiambi 1b	4	0	2	0
Saenz dh	4	0	0	0
Tejada ss	4	0	2	0
Grieve lf	4	0	0	0
Piatt rf	3	0	0	0
Chavez 3b	3	0	1	0
Hernandez c	3	0	1	0
<b>Totals</b>	<b>32</b>	<b>0</b>	<b>6</b>	<b>0</b>

New York	000	003	001	4	8	1
Oakland	000	000	000	0	6	1

E – Sojo, JaGiambi. **DP** – New York 2, Oakland 1. **LOB** – New York 9, Oakland 6. **2B** – Posada, Bellinger, Williams, Sojo, Tejada, Chavez, Hernandez. **SH** – Brosius. **CS** – Williams.

New York	ip	h	r	er	bb	so
Pettitte (W)	7.2	5	0	0	1	3
Rivera (S)	1.1	1	0	0	0	0
<b>Oakland</b>	<b>ip</b>	<b>h</b>	<b>r</b>	<b>er</b>	<b>bb</b>	<b>so</b>
Appier (L)	6.1	6	3	3	5	7
Magnante	1.2	1	0	0	0	1
Tam	0.2	1	1	0	1	0
Jones	0.1	0	0	0	0	0

T – 3:15. A – 47,860

**Umpires** – Meriwether, McClelland, Schrieber, Clark, Nelson, Welke.

Oakland	ab	r	h	bi
Long cf	4	1	2	1
Velarde 2b	4	0	0	0
JaGiambi 1b	2	0	0	0
Chavez 3b	4	0	0	0
Tejada ss	3	1	0	0
Stairs rf	4	0	0	0
Grieve lf	2	0	0	0
JeGiambi dh	4	0	1	1
Hernandez c	3	0	1	0
<b>Totals</b>	<b>30</b>	<b>2</b>	<b>4</b>	<b>2</b>

New York	ab	r	h	bi
Jeter ss	4	0	1	2
Posada c	4	0	0	0
Justice lf	4	0	1	0
Williams cf	4	1	1	0
Martinez 1b	3	1	1	0
O'Neill rf	4	1	1	0
Hill dh	3	0	0	1
Knoblauch, pr-dh	0	0	0	0
Sojo 2b	3	1	1	1
Brosius 3b	2	0	0	0
<b>Totals</b>	<b>31</b>	<b>4</b>	<b>6</b>	<b>4</b>

Oakland	010	010	000	2	4	2
New York	020	100	01x	4	6	1

E – Velarde, Hernandez, Martinez. **DP** – New York 2. **LOB** – Oakland 6, New York 7. **2B** – Williams. **HR** – Long. **CS** – Jeter.

Oakland	ip	h	r	er	bb	so
Hudson (L)	8.0	6	4	3	4	5
<b>New York</b>	<b>ip</b>	<b>h</b>	<b>r</b>	<b>er</b>	<b>bb</b>	<b>so</b>
Hernandez (W)	7.0	4	2	2	5	4
Rivera (S)	2.0	0	0	0	0	1

T – 3:12. A – 56,606

**Umpires** – Reilly, Winters, Reed, Eddings, Reliford, Danley.

**Game 4 — October 7**  
Oakland 11, New York 1

**Game 5 — October 8**  
New York 7, Oakland 5

Oakland	ab	r	h	bi	New York	ab	r	h	bi
Long cf	4	0	0	0	Knoblauch dh	5	1	2	1
Velarde 2b	5	2	1	0	Jeter ss	4	1	1	0
Menchino 2b	0	0	0	0	O'Neill rf	5	1	2	0
JaGiambi 1b	2	2	0	0	Williams cf	4	0	0	1
Saenz dh	4	1	2	3	Justice lf	3	2	1	1
Piatt pr-dh	0	1	0	0	Bellinger lf	0	0	0	0
Chavez 3b	5	2	2	2	Martinez 1b	5	1	3	3
Tejada ss	4	2	1	1	Posada c	4	1	1	0
Grieve lf	4	1	2	2	Sojo 2b	3	0	0	1
Porter rf	1	0	1	1	Brosius 3b	4	0	2	0
Je Giambi rf	2	0	1	0	<b>Totals</b>	<b>37</b>	<b>7</b>	<b>12</b>	<b>7</b>
Christenson pr-lf-rf	2	0	1	1					
Hernandez c	3	0	0	1	<b>Oakland</b>	<b>ab</b>	<b>r</b>	<b>h</b>	<b>bi</b>
<b>Totals</b>	<b>36</b>	<b>11</b>	<b>11</b>	<b>11</b>	Long cf	3	1	0	0

New York	ab	r	h	bi	Velarde 2b	5	0	3	2
Jeter ss	3	0	2	0	JaGiambi 1b	4	0	1	1
Sojo 2b	4	0	0	0	Saenz dh	4	0	1	1
O'Neill rf	4	1	1	0	Tejada ss	5	1	3	0
Williams cf	3	0	0	0	Chavez 3b	5	0	1	1
Justice lf	4	0	2	0	Piatt rf	3	1	1	0
Hill dh	4	0	0	0	JeGiambi ph-rf	1	0	0	0
Posada c	3	0	1	1	Grieve lf	4	0	0	0
Polonia ph	1	0	1	0	Hernandez c	3	2	2	0
Martinez 1b	4	0	1	0	Stairs ph	1	0	1	0
Brosius 3b	4	0	0	0	Porter pr-cf	0	0	0	0
<b>Totals</b>	<b>34</b>	<b>1</b>	<b>8</b>	<b>1</b>	<b>Totals</b>	<b>38</b>	<b>5</b>	<b>13</b>	<b>5</b>

Oakland	300	003	014	11	11	0	New York	600	100	000	7	12	0
New York	000	001	000	1	8	0	Oakland	021	200	000	5	13	0

**DP** – Oakland 1, New York 1. **LOB** – Oakland 7, New York 8. **2B** – Velarde, Chavez, Tejada, Posada. **HR** – Saenz. **SH** – Hernandez. **SB** – Tejada.

**LOB** – New York 8, Oakland 10. **2B** – O'Neill, Martinez 2, Chavez, Stairs. **HR** – Justice. **SF** – Williams, Sojo, Ja.Giambi, Saenz. **SB** – Knoblauch.

Oakland	ip	h	r	er	bb	so	New York	ip	h	r	er	bb	so
Zito (W)	5.2	7	1	1	2	5	Pettitte	3.2	10	5	5	2	4
Mecir	1.0	0	0	0	0	0	Stanton (W)	2.0	1	0	0	0	3
Magnante	1.1	0	0	0	0	1	Nelson	1.1	0	0	0	0	2
Jones	1.0	1	0	0	0	1	Hernandez	0.1	1	0	0	0	1
<b>New York</b>	<b>ip</b>	<b>h</b>	<b>r</b>	<b>er</b>	<b>bb</b>	<b>so</b>	Rivera (S)	1.2	1	0	0	0	1
Clemens (L)	5.0	6	6	6	4	5	<b>Oakland</b>	<b>ip</b>	<b>h</b>	<b>r</b>	<b>er</b>	<b>bb</b>	<b>so</b>
Stanton	1.0	1	0	0	0	0	Heredia (L)	0.1	4	6	6	2	0
Choate	1.1	0	1	1	1	1	Tam	0.2	2	0	0	0	0
Gooden	1.2	4	4	4	1	1	Appier	4.0	4	1	1	1	6

**HBP** – by Gooden (Saenz, Hernandez).

**T** – 3:42. **A** – 56,915

**Umpires** – Winters, Reed, Eddings, Reliford, Danley, Reilly.

**T** – 3:50. **A** – 41,170

**Umpires** – Reed, Eddings, Reliford, Danley, Reilly, Winters.

# 2001 ALDS

The A's face New York in the American League Division Series again and lose to the Yankees in five games for the second straight year. The pitching staff compiles a 2.86 ERA, including 0.93 by Tim Hudson. Johnny Damon leads the A's with a .409 batting average and Terrence Long hits two home runs, both in Game 1.

The A's open the series with a 5-3 win for the second consecutive year as Mark Mulder allows a run on seven hits in 6 2/3 innings for the win. Terrence Long becomes the sixth Athletic to homer twice in a post-season game as he leads off the fourth and eighth innings with home runs. Johnny Damon is 4 for 4 with a walk and steals two bases. Tim Hudson combines with Jason Isringhausen for a 2-0, seven-hit shutout in Game 2. Hudson allows six of the hits in eight innings and Ron Gant homers to start the fourth inning. The series returns to Oakland for Game 3 and Mike Mussina and Mariano Rivera combine to shutout the A's on six hits. Jorge Posada homers with one out in the fifth for the only run and Barry Zito takes the loss, despite allowing one run on two hits and one walk in eight innings. Cory Lidle starts Game 4 and allows two unearned runs in the second, two in the third and two of the Yankees three runs in the fourth in a 9-2 loss. Lidle allows six runs on five hits and three walks in 3 1/3 innings. Miguel Tejada has four hits and Jermaine Dye breaks his leg after fouling off a pitch in the third inning. The series returns to Yankee Stadium for Game 5 and New York completes their comeback with a 5-3 win. RBI singles by Jason and Jeremy Giambi in the first and second innings give the A's a 2-0 lead but New York scores two in the second and unearned runs in the third and fourth off Mulder to take the lead for good. Mulder allows four runs on seven hits in 4 1/3 innings for the loss.

## FINAL STATISTICS

PLAYER	AVG	G	AB	R	H	TB	2B	3B	HR	RBI	SH	SF	HP	BB	IBB	SO	SB	CS	DP	E	SLG	OBP
Byrnes	.000	2	2	0	0	0	0	0	0	0	0	0	0	0	0	1	0	0	0	0	.000	.000
Chavez	.143	5	21	0	3	4	1	0	0	0	0	0	0	0	5	0	0	1	1	.190	.143	
Damon	.409	5	22	3	9	13	2	1	0	0	0	0	0	1	2	0	0	0	0	.591	.435	
Dye	.231	4	13	0	3	5	2	0	0	0	0	0	2	0	2	0	0	0	0	.385	.333	
Gant	.182	4	11	1	2	5	0	0	1	1	0	0	0	0	3	0	0	0	0	.455	.182	
Giambi, Ja.	.353	5	17	2	6	9	0	0	1	4	0	1	0	4	1	2	0	0	1	.529	.455	
Giambi, Je.	.308	5	13	0	4	5	1	0	0	2	0	0	1	0	0	1	0	0	0	.385	.357	
Hernandez	.000	5	10	0	0	0	0	0	0	0	0	0	1	1	0	4	0	0	0	.000	.167	
Long	.389	5	18	3	7	16	3	0	2	3	0	0	0	1	0	2	0	0	0	.889	.421	
Menechino	.083	4	12	2	1	1	0	0	0	0	0	0	0	1	0	4	0	0	0	.083	.154	
Myers	.143	3	7	0	1	1	0	0	0	0	0	0	0	0	3	0	0	1	1	.143	.143	
Saenz	.000	3	4	0	0	0	0	0	0	0	0	0	0	0	1	0	0	0	0	.000	.000	
Santangelo	.333	2	3	0	1	2	1	0	0	0	0	0	1	0	0	0	0	0	0	.667	.500	
Tejada	.286	5	21	1	6	9	3	0	0	1	0	1	1	0	0	3	0	0	0	.429	.304	
<b>Totals</b>	<b>.247</b>	<b>5</b>	<b>174</b>	<b>12</b>	<b>43</b>	<b>70</b>	<b>13</b>	<b>1</b>	<b>4</b>	<b>11</b>	<b>0</b>	<b>2</b>	<b>3</b>	<b>11</b>	<b>1</b>	<b>31</b>	<b>3</b>	<b>0</b>	<b>3</b>	<b>.402</b>	<b>.300</b>	

PITCHER	W	L	ERA	G	GS	CG	GF	SHO	SV	IP	H	R	ER	HR	HB	BB	IBB	SO	WP	BK	AVG
Bradford	0	0	0.00	1	0	0	0	0	0	1.0	0	0	0	0	0	0	0	1	0	0	.000
Cuthrie	0	0	0.00	2	0	0	1	0	0	3.0	0	0	0	0	0	0	0	2	0	0	.000
Hiljous	0	0	27.00	1	0	0	0	0	0	0.1	0	1	1	0	0	2	0	0	0	0	.000
Hudson	1	0	0.93	2	1	0	0	0	0	9.2	8	1	1	1	1	1	0	5	0	0	.222
Isringhausen	0	0	0.00	2	0	0	2	0	2	2.0	1	0	0	0	0	1	0	3	0	0	.143
Lidle	0	1	10.80	1	1	0	0	0	0	3.1	5	6	4	0	0	3	0	0	0	0	.357
Magnante	0	0	0.00	1	0	0	0	0	0	1.1	3	0	0	0	0	1	0	1	0	0	.500
Mecir	0	0	5.40	2	0	0	1	0	0	3.1	4	2	2	1	0	0	0	4	0	0	.286
Mulder	1	1	2.45	2	2	0	0	0	0	11.0	14	5	3	0	2	2	0	7	0	0	.318
Tam	0	0	18.00	1	0	0	1	0	0	1.0	3	2	2	0	0	0	0	0	0	0	.500
Zito	0	1	1.13	1	1	0	0	0	0	8.0	2	1	1	1	2	1	0	6	0	0	.077
<b>Totals</b>	<b>2</b>	<b>3</b>	<b>2.86</b>	<b>5</b>	<b>5</b>	<b>0</b>	<b>5</b>	<b>1</b>	<b>2</b>	<b>44.0</b>	<b>40</b>	<b>18</b>	<b>14</b>	<b>3</b>	<b>4</b>	<b>11</b>	<b>0</b>	<b>29</b>	<b>0</b>	<b>0</b>	<b>.241</b>

**Game 1 — October 10**  
Oakland 5, New York 3

Oakland	ab	r	h	bi
Damon cf	4	1	4	0
Tejada ss	4	0	0	1
JaGiambi 1b	3	1	1	2
Dye rf	4	0	1	0
Chavez 3b	5	0	1	0
JeGiambi dh	4	0	1	0
Gant ph-dh	1	0	0	0
Long lf	4	2	2	2
Hernandez c	2	0	0	0
Menechino 2b	4	1	0	0
<b>Totals</b>	<b>35</b>	<b>5</b>	<b>10</b>	<b>5</b>

New York	ab	r	h	bi
Knoblauch lf	4	0	1	1
Jeter ss	4	0	3	0
Williams cf	4	1	0	0
Martinez 1b	4	1	1	2
Posada c	4	0	3	0
O'Neill dh	4	0	0	0
Justice rf	4	0	0	0
Brosius 3b	4	0	0	0
Soriano 2b	4	1	2	0
<b>Totals</b>	<b>36</b>	<b>3</b>	<b>10</b>	<b>3</b>

Oakland	100	100	120	5	10	1
New York	000	010	020	3	10	1

E – Menechino, Knoblauch. **DP** – Oakland 1, New York 1. **LOB** – Oakland 10, New York 6. **2B** – Dye, JeGiambi, Posada. **HR** – Martinez, JaGiambi, Long 2. **SF** – Tejada, JaGiambi. **SB** – Damon 2, Soriano. **CS** – Soriano

Oakland	ip	h	r	er	bb	so
Mulder (W)	6.2	7	1	1	0	5
Mecir	1.1	3	2	2	0	0
Isringhausen (S)	1.0	0	0	0	0	2
New York	ip	h	r	er	bb	so
Clemens (L)	4.0	4	2	2	3	1
Hitchcock	3.0	5	2	2	0	2
Witasick	0.2	1	1	1	1	0
Stanton	1.1	0	0	0	0	0

Clemens pitched to 1 batter in the 5th, Hitchcock pitched to 1 batter in the 8th **HBP** – by Clemens (Hernandez).

T – 3:45. A – 56,697

**Umpires** – DeMuth, Nelson, Schrieber, Reed, Rapuano, Gibson.

**Game 2 — October 11**  
Oakland 2, New York 0

Oakland	ab	r	h	bi
Damon cf	5	1	2	0
Tejada ss	5	0	2	0
JaGiambi 1b	3	0	0	0
Dye rf	3	0	0	0
Chavez 3b	4	0	0	0
Gant dh	3	1	2	1
JeGiambi ph	1	0	0	0
Long lf	4	0	2	0
Hernandez c	4	0	0	0
Menechino 2b	4	0	1	0
<b>Totals</b>	<b>36</b>	<b>2</b>	<b>9</b>	<b>1</b>

New York	ab	r	h	bi
Knoblauch lf	4	0	2	0
Jeter ss	4	0	2	0
O'Neill dh	4	0	0	0
Williams cf	4	0	1	0
Martinez 1b	3	0	1	0
Bellinger pr	0	0	0	0
Posada c	3	0	0	0
Justice rf	4	0	1	0
Brosius 3b	4	0	0	0
Soriano 2b	3	0	0	0
<b>Totals</b>	<b>33</b>	<b>0</b>	<b>7</b>	<b>0</b>

Oakland	000	100	001	2	9	0
New York	000	000	000	0	7	1

E – Brosius. **DP** – Oakland 1, New York 1. **LOB** – Oakland 10, New York 8. **2B** – Tejada 2, Long, Damon, Williams. **3B** – Damon. **HR** – Gant.

Oakland	ip	h	r	er	bb	so
Hudson (W)	8.0	6	0	0	1	3
Isringhausen (S)	1.0	1	0	0	1	1
New York	ip	h	r	er	bb	so
Pettitte (L)	6.1	7	1	1	2	4
Mendoza	1.2	1	0	0	1	1
Rivera	1.0	1	1	0	0	1

T – 3:24. A – 56,684

**Umpires** – Nelson, Schrieber, Reed, Rapuano, Gibson, DeMuth

**Game 3 — October 13**  
New York 1, Oakland 0

New York	ab	r	h	bi
Knoblauch lf	4	0	0	0
Soriano 2b	4	0	0	0
Jeter ss	3	0	0	0
Williams cf	3	0	0	0
Martinez 1b	3	0	0	0
Posada c	3	1	1	1
Spencer rf	3	0	1	0
Velarde dh	3	0	0	0
Brosius 3b	3	0	0	0
<b>Totals</b>	<b>29</b>	<b>1</b>	<b>2</b>	<b>1</b>

Oakland	ab	r	h	bi
Damon cf	4	0	0	0
Tejada ss	4	0	0	0
JaGiambi 1b	4	0	1	0
Dye rf	4	0	2	0
Chavez 3b	4	0	0	0
JeGiambi dh	3	0	1	0
Long lf	3	0	1	0
Hernandez c	2	0	0	0
Saenz ph	1	0	0	0
Santangelo 2b	0	0	0	0
Menechino 2b	2	0	0	0
Myers ph-c	1	0	1	0
<b>Totals</b>	<b>32</b>	<b>0</b>	<b>6</b>	<b>0</b>

New York	000	010	000	1	2	0
Oakland	000	000	000	0	6	1

E – Tejada. **DP** – Oakland 1. **LOB** – New York 4, Oakland 6. **2B** – Spencer, Dye, Long. **HR** – Posada.

New York	ip	h	r	er	bb	so
Mussina (W)	7.0	4	0	0	1	4
Rivera (S)	2.0	2	0	0	0	1
Oakland	ip	h	r	er	bb	so
Zito (L)	8.0	2	1	1	1	6
Guthrie	1.0	0	0	0	0	1

T – 2:42. A – 55,861

**Umpires** – Danley, Layne, Hirschbeck, Kulpa, Rippley, Barrett

**Game 4 — October 14**  
New York 9, Oakland 2

**Game 5 — October 15**  
New York 5, Oakland 3

New York					Oakland				
ab	r	h	bi	ab	r	h	bi		
Knoblauch lf	5	0	1	0	Damon cf	4	1	1	0
Jeter ss	4	2	1	0	Tejada ss	3	0	0	0
Justice dh	3	2	1	0	JaGiambi 1b	4	0	4	2
Williams cf	4	2	3	5	Chavez 3b	4	0	0	0
Martinez 1b	5	0	0	0	Long rf	4	1	1	0
Posada c	4	1	2	1	Gant lf	4	0	0	0
O'Neill rf	3	1	1	0	JeGiambi dh	2	0	1	1
Spencer ph-rf	2	0	0	0	Saenz ph-dh	2	0	0	0
Brosius 3b	3	0	1	1	Hernandez c	1	0	0	0
Soriano 2b	3	1	1	1	Myers c	3	0	0	0
<b>Totals</b>	<b>36</b>	<b>9</b>	<b>11</b>	<b>8</b>	Menechino 2b	2	1	0	0
					Byrnes ph	1	0	0	0
					<b>Totals</b>	<b>34</b>	<b>3</b>	<b>7</b>	<b>3</b>
Oakland					New York				
ab	r	h	bi	ab	r	h	bi		
Damon cf	5	0	2	0	Knoblauch lf	5	1	2	0
Tejada ss	5	1	4	0	Velarde dh	2	0	1	0
JaGiambi 1b	3	1	0	0	Justice ph-dh	2	1	1	1
Saenz ph	1	0	0	0	Jeter ss	3	0	2	1
Dye rf	2	0	0	0	Williams cf	3	1	0	0
Gant ph-lf	3	0	0	0	Martinez 1b	3	0	0	0
Long lf-rf	3	0	1	1	Posada c	4	1	2	0
JeGiambi dh	3	0	1	1	Spencer rf	3	1	1	0
Byrnes ph-dh	1	0	0	0	Brosius 3b	3	0	0	0
Chavez 3b	4	0	2	0	Soriano 2b	4	0	1	2
Myers c	3	0	0	0	<b>Totals</b>	<b>32</b>	<b>5</b>	<b>10</b>	<b>4</b>
Hernandez ph-c	1	0	0	0					
Santangelo 2b	3	0	1	0					
<b>Totals</b>	<b>37</b>	<b>2</b>	<b>11</b>	<b>2</b>					
					Oakland	110	010	000	3 7 3
					New York	021	101	00x	5 10 1

E – Brosius, Santangelo. DP – New York 1. LOB – New York 7, Oakland 11. 2B – Williams 2, O'Neill, Tejada, Chavez, Santangelo. 3B - Justice. SB – Soriano. CS – Jeter. S – Brosius.

E – Ja.Giambi, Chavez, Myers, Brosius. DP – Oakland 1, New York 1. LOB – Oakland 6, New York 9. 2B – Damon, Long, Knoblauch, Jeter. HR – Justice. SH – Velarde. SF – Jeter. SB – JeGiambi, Knoblauch, Posada. CS – Knoblauch, Williams.

New York						Oakland						
ip	h	r	er	bb	so	ip	h	r	er	bb	so	
Hernandez (W)	5.2	8	2	2	2	5	Mulder (L)	4.1	7	4	2	2
Stanton	1.2	2	0	0	0	1	Hudson	1.2	2	1	1	0
Mendoza	1.2	1	0	0	0	3	Mecir	2.0	1	0	0	0
Oakland						New York						
ip	h	r	er	bb	so	ip	h	r	er	bb	so	
Lidle (L)	3.1	5	6	4	3	0	Clemens	4.1	5	3	3	1
Hiljus	0.1	0	1	1	2	0	Stanton (W)	1.2	1	0	0	0
Magnante	1.1	3	0	0	1	1	Mendoza	1.0	0	0	0	0
Guthrie	2.0	0	0	0	0	1	Rivera (S)	2.0	1	0	0	0
Bradford	1.0	0	0	0	0	1						
Tam	1.0	3	2	2	0	0						

HBP – by Hernandez (Santangelo). WP – Hernandez  
T – 4:13. A – 43,681.  
Umpires – Layne, Hirschbeck, Kulpa, Rippley, Barrett, Danley

HBP – by Clemens (Tejada), by Mulder (Martinez), by Mulder (Brosius). WP – Clemens.  
T – 3:23. A – 56,642  
Umpires – Rapuano, Gibson, DeMuth, Nelson, Schrieber, Reed

# 2002 ALDS

The A's reach the post season for the third consecutive season, facing Minnesota in the ALDS. However, the A's lose in five games for the third straight year. The A's hit .288 in the series, scoring 26 runs in the five games. Scott Hatteberg leads the A's with a .500 batting average and Ray Durham hits two home runs. The A's pitching staff allows 27 runs for a 4.09 ERA.

After winning Game 1 in each of the previous two seasons, the A's drop the opener in 2002, 7-5. The A's take a 5-1 lead after two innings but Tim Hudson allows a run in the third and one of the Twins three runs in the sixth. Ted Lilly allows two runs in two-thirds of an inning for the loss and blown save. The A's win Game 2 9-1 as Eric Chavez hits a three-run home run in the first to give Mark Mulder all the runs he would need. Mulder allows a run on five hits in six innings. The series moves to Minnesota for Game 3 and the A's win 6-3 behind Barry Zito. Ray Durham leads off the game with an inside-the-park home run and Scott Hatteberg follows with a home run to mark the first time in post-season history a team has started the game with back-to-back home runs. The Twins even the series at two with an 11-2 win in Game 4. Miguel Tejada hits a two-run home run in the third inning but Tim Hudson allows two in the bottom of the inning before the Twins score seven unearned runs in the fourth to hand Hudson the loss. Minnesota then wins Game 5, 5-4. The Twins take a 2-0 lead before Ray Durham homers in the bottom of the third. The score remains 2-1 until Billy Koch allows three runs in the ninth. Mark Ellis hits a three-run home run in the bottom of the ninth.

## FINAL STATISTICS

PLAYER	AVG	G	AB	R	H	TB	2B	3B	HR	RBI	SH	SF	HP	BB	IBB	SO	SB	CS	DP	E	SLG	OBP	
Byrnes	.000	2	1	0	0	0	0	0	0	0	0	0	0	0	0	0	1	0	0	0	0	.000	.000
Chavez	.381	5	21	3	8	11	0	0	1	5	0	0	0	2	1	1	0	0	0	0	0	.524	.435
Durham	.333	5	21	7	7	16	3	0	2	2	0	0	1	2	0	4	1	0	0	0	0	.762	.417
Dye	.400	5	20	3	8	13	2	0	1	1	0	0	0	1	0	5	0	0	0	0	0	.650	.429
Ellis	.368	5	19	1	7	12	2	0	1	4	0	0	0	1	0	2	0	0	0	0	1	.632	.400
Hatteberg	.500	5	14	5	7	12	2	0	1	3	0	0	0	3	0	0	0	0	0	0	1	.857	.588
Hernandez	.059	5	17	0	1	1	0	0	0	0	0	0	0	0	0	4	0	0	1	0	.059	.059	
Justice	.238	5	21	2	5	8	1	1	0	4	0	0	0	0	0	4	0	0	1	0	.381	.238	
Long	.167	5	18	1	3	6	0	0	1	1	0	0	0	1	0	2	0	0	0	0	.333	.211	
Mabry	.000	2	2	0	0	0	0	0	0	0	0	0	0	0	0	1	0	0	0	0	.000	.000	
Myers	.000	2	1	0	0	0	0	0	0	0	0	0	0	0	0	1	0	0	0	0	.000	.000	
Piatt	.333	3	3	0	1	2	1	0	0	0	0	0	0	0	0	1	0	0	0	0	.667	.333	
Saenz	—	1	0	0	0	0	0	0	0	0	0	0	0	1	0	0	0	0	0	0	—	1.000	
Tejada	.143	5	21	3	3	7	1	0	1	4	0	1	0	1	0	7	0	0	0	1	.333	.174	
Velarde	.600	4	5	1	3	4	1	0	0	1	0	0	0	0	0	1	0	0	0	0	.800	.600	
<b>Totals</b>	<b>.288</b>	<b>5</b>	<b>184</b>	<b>26</b>	<b>53</b>	<b>92</b>	<b>13</b>	<b>1</b>	<b>8</b>	<b>25</b>	<b>0</b>	<b>1</b>	<b>1</b>	<b>12</b>	<b>1</b>	<b>34</b>	<b>1</b>	<b>0</b>	<b>2</b>	<b>3</b>	<b>.500</b>	<b>.333</b>	

PITCHER	W	L	ERA	G	GS	CG	GF	SHO	SV	IP	H	R	ER	HR	HB	BB	IBB	SO	WP	BK	AVG
Bowie	0	0	0.00	1	0	0	1	0	0	1.1	0	0	0	0	0	0	0	3	0	0	.000
Bradford	0	0	0.00	2	0	0	0	0	0	3.0	1	0	0	0	1	0	0	1	0	0	.111
Hudson	0	1	6.23	2	2	0	0	0	0	8.2	13	11	6	2	1	4	0	8	1	0	.333
Koch	0	0	9.00	3	0	0	3	0	1	3.0	5	3	3	1	0	2	0	3	0	0	.357
Lidle	0	0	9.00	1	0	0	0	0	0	1.0	2	1	1	0	0	0	0	0	0	0	.400
Lilly	0	1	13.50	2	0	0	0	0	0	4.0	10	6	6	1	0	1	0	3	1	0	.476
Mecir	0	0	0.00	1	0	0	1	0	0	1.0	0	0	0	0	0	0	0	2	0	0	.000
Mulder	1	1	2.08	2	2	0	0	0	0	13.0	14	3	3	1	0	3	1	12	1	0	.280
Rincon	0	0	0.00	2	0	0	0	0	0	3.0	2	0	0	0	0	0	0	2	0	0	.182
Zito	1	0	4.50	1	1	0	0	0	0	6.0	5	3	3	0	0	4	0	8	1	0	.217
<b>Totals</b>	<b>2</b>	<b>3</b>	<b>4.09</b>	<b>5</b>	<b>5</b>	<b>0</b>	<b>5</b>	<b>0</b>	<b>1</b>	<b>44.0</b>	<b>52</b>	<b>27</b>	<b>20</b>	<b>5</b>	<b>2</b>	<b>14</b>	<b>1</b>	<b>42</b>	<b>4</b>	<b>0</b>	<b>.291</b>



**Game 1 — October 1**  
Minnesota 7, Oakland 5

**Game 2 — October 2**  
Oakland 9, Minnesota 1

**Game 3 — October 4**  
Oakland 6, Minnesota 3

Minnesota	ab	r	h	bi	Minnesota	ab	r	h	bi	Oakland	ab	r	h	bi
Jones lf	5	0	1	1	Jones lf	3	0	1	0	Durham dh	4	2	1	1
Guzman ss	4	1	2	0	Mohr lf	1	0	1	0	Hatteberg 1b	2	1	1	1
Koskie 3b	5	1	1	3	Guzman ss	3	1	1	1	Velarde ph-1b	2	1	1	1
Ortiz dh	5	0	0	0	Koskie 3b	3	0	0	0	Tejada ss	4	0	0	1
Hunter cf	4	1	1	0	Lecroy dh	4	0	2	0	Chavez 3b	4	0	1	0
Mientkiewicz 1b	5	1	1	1	Hunter cf	3	0	0	0	Dye rf	4	1	1	1
Cuddyer rf	3	1	2	1	Hocking rf	1	0	1	0	Justice lf	4	0	0	0
Mohr rf	0	0	0	0	Mientkiewicz 1b	4	0	0	0	Ellis 2b	4	0	1	0
Pierzynski c	4	1	4	1	Cuddyer rf	1	0	0	0	Long cf	3	1	1	1
Rivas 2b	3	1	1	0	Kielty, ph-cf-rf	2	0	0	0	Hernandez c	4	0	1	0
<b>Totals</b>	<b>38</b>	<b>7</b>	<b>13</b>	<b>7</b>	Pierzynski c	2	0	0	0	<b>Totals</b>	<b>35</b>	<b>6</b>	<b>9</b>	<b>6</b>

Oakland	ab	r	h	bi	Oakland	ab	r	h	bi	Minnesota	ab	r	h	bi
Durham dh	5	1	2	0	Durham dh	3	3	1	0	Jones lf	4	1	2	0
Hatteberg 1b	2	2	1	1	Hatteberg 1b	4	1	2	1	Guzman ss	4	0	0	0
Saenz ph-1b	0	0	0	0	Mabry ph-1b	1	0	0	0	Koskie 3b	5	1	1	1
Velarde ph-1b	1	0	1	0	Tejada ss	4	1	1	1	Ortiz dh	3	0	0	0
Tejada ss	5	1	1	0	Chavez 3b	4	2	2	3	Kielty ph	1	0	0	0
Chavez 3b	5	1	2	2	Dye rf	4	1	1	0	Hunter cf	4	1	2	1
Dye rf	5	0	2	0	Justice lf	5	1	2	3	Mientkiewicz 1b	3	0	1	0
Justice lf	5	0	2	1	Byrnes lf	0	0	0	0	Cuddyer rf	4	0	1	0
Ellis 2b	4	0	1	0	Ellis 2b	4	0	3	1	Pierzynski c	3	0	1	1
Long cf	4	0	0	0	Long cf	4	0	2	0	Rivas 2b	3	0	0	0
Piatt ph	1	0	0	0	Hernandez c	4	0	0	0	Hocking ph	1	0	0	0
Hernandez c	4	0	0	0	<b>Totals</b>	<b>37</b>	<b>9</b>	<b>14</b>	<b>9</b>	<b>Totals</b>	<b>35</b>	<b>3</b>	<b>8</b>	<b>3</b>

Minnesota	012	003	100	7	13	3
Oakland	320	000	000	5	12	0

E – Guzman, Pierzynski, Koskie. **DP** – Oakland 1. **LOB** – Minnesota 8, Oakland 12. **2B** – Hunter, Cuddyer, Durham 2, Ellis, Jones. **3B** – Pierzynski. **HR** – Koskie, Mientkiewicz. **SH** – Rivas.

Minnesota	ip	h	r	er	bb	so
Radke (W)	5.0	8	5	1	1	3
Santana	1.2	2	0	0	1	2
Romero	1.1	1	0	0	0	1
Guardado (S)	1.0	1	0	0	1	1

Oakland	ip	h	r	er	bb	so
Hudson	5.1	8	4	4	2	4
Lilly (L)	0.2	3	2	2	1	1
Lidle	1.0	2	1	1	0	0
Rincon	1.0	0	0	0	0	0
Mecir	1.0	0	0	0	0	2

T – 3:44. A – 34,853.  
**Umpires** – Davis, Meriwether, Marquez, Cousins, West, Diaz

Minnesota	000	001	000	1	7	1
Oakland	300	510	00x	9	14	0

E – Jones. **DP** – Minnesota 1, Oakland 2. **LOB** – Minnesota 7, Oakland 9. **2B** – Hatteberg, Dye, Tejada, Ellis, Durham, Mohr. **3B** – Justice. **HR** – Chavez, Guzman. **SH** – Guzman.

Minnesota	ip	h	r	er	bb	so
Mays (L)	3.2	9	6	6	2	1
Fiore	1.1	4	3	3	2	0
Lohse	2.0	1	0	0	0	2
Hawkins	1.0	0	0	0	0	2

Oakland	ip	h	r	er	bb	so
Mulder (W)	6.0	5	1	1	2	3
Bradford	2.0	1	0	0	0	1
Koch	1.0	1	0	0	0	1

**HBP** – by Mays (Durham), by Bradford (Koskie). **WP** – Fiore.  
T – 3:04. A – 31,953.  
**Umpires** – Meriwether, Marquez, Cousins, West, Diaz, Davis

E – Ellis. **LOB** – Oakland 7, Minnesota 9. **2B** – Hunter, Velarde, Jones. **3B** – Koskie. **HR** – Durham, Hatteberg, Long, Dye. **SF** – Tejada. **SB** – Guzman.

Oakland	ip	h	r	er	bb	so
Zito (W)	6.0	5	3	3	4	8
Rincon	2.0	2	0	0	0	2
Koch (S)	1.0	1	0	0	0	0

Minnesota	ip	h	r	er	bb	so
Reed (L)	5.0	6	4	4	2	8
Santana	1.1	1	2	2	1	0
Jackson	0.2	1	0	0	0	0
Romero	1.0	1	0	0	1	0
Hawkins	1.0	0	0	0	0	2

Reed pitched to 1 batter in the 6th  
**WP** – Zito. T – 3:26. A – 55,932  
**Umpires** – Joyce, Winters, McClelland, Culbreth, Crawford, Eddings

**Game 4 — October 5**  
**Minnesota 11, Oakland 2**

**Game 5 — October 6**  
**Minnesota 5, Oakland 4**

Oakland	ab	r	h	bi	Minnesota	ab	r	h	bi
Durham dh	4	0	0	0	Jones lf	5	0	0	0
Hatteberg 1b	3	1	1	0	Guzman ss	5	2	3	0
Tejada ss	4	1	1	2	Koskie 3b	4	0	0	0
Chavez 3b	4	0	1	0	LeCroy dh	3	1	2	1
Dye rf	3	0	3	0	Ortiz ph	2	0	1	1
Mabry rf	1	0	0	0	Hunter cf	5	0	1	0
Justice lf	3	0	0	0	Mientkiewicz 1b	4	0	0	0
Piatt lf	1	0	1	0	Cuddyer rf	2	0	2	0
Ellis 2b	3	0	0	0	Mohr rf	0	1	0	0
Myers c	1	0	0	0	Pierzynski c	4	1	1	2
Long cf	3	0	0	0	Hocking 2b	4	0	2	1
Byrnes ph	1	0	0	0	<b>Totals</b>	<b>38</b>	<b>5</b>	<b>12</b>	<b>5</b>
Hernandez c	3	0	0	0					
Velarde 2b	0	0	0	0	<b>Oakland</b>	<b>ab</b>	<b>r</b>	<b>h</b>	<b>bi</b>
<b>Totals</b>	<b>34</b>	<b>2</b>	<b>7</b>	<b>2</b>	Durham dh	5	1	3	1

Minnesota	ab	r	h	bi	Oakland	ab	r	h	bi
Jones lf	3	2	1	0	Durham dh	5	1	3	1
Kielty ph-rf	1	0	0	0	Hatteberg 1b	3	0	1	0
Guzman ss	5	1	0	1	Piatt ph	1	0	0	0
Koskie 3b	4	1	1	1	Myers c	0	0	0	0
Ortiz dh	3	0	2	1	Tejada ss	4	0	0	0
LeCroy ph	2	0	0	0	Chavez 3b	4	0	2	0
Hunter cf	4	2	2	1	Dye rf	4	1	1	0
Mientkiewicz 1b	4	2	3	3	Justice lf	4	1	1	0
Cuddyer rf	3	0	0	0	Ellis 2b	4	1	2	3
Mohr rf-lf	1	0	1	0	Long cf	4	0	0	0
Pierzynski c	3	2	1	0	Hernandez c	2	0	0	0
Rivas 2b	4	1	1	0	Velarde ph-1b	2	0	1	0
<b>Totals</b>	<b>37</b>	<b>11</b>	<b>12</b>	<b>7</b>	<b>Totals</b>	<b>37</b>	<b>4</b>	<b>11</b>	<b>4</b>

Oakland 002 000 000 2 7 2  
 Minnesota 002 700 20x 11 12 0

**E** – Tejada, Hatteberg. **LOB** – Oakland 6, Minnesota 5. **2B** – Hatteberg, Jones, Ortiz, Dye, Hunter, Rivas, Piatt. **HR** - Tejada, Mientkiewicz.

**DP** – Minnesota 1. **LOB** – Minnesota 9, Oakland 6. **2B** – Guzman 2, Hunter, Hocking, LeCroy, Justice. **HR** - Durham, Pierzynski, Ellis. **SB** – Durham, Guzman.

Oakland	ip	h	r	er	bb	so	Minnesota	ip	h	r	er	bb	so
Hudson (L)	3.1	5	7	2	2	4	Radke (W)	6.2	6	1	1	0	4
Lilly	3.1	7	4	4	0	2	Romero	1.0	1	0	0	0	1
Bowie	1.1	0	0	0	0	3	Hawkins	0.1	0	0	0	0	1
<b>Minnesota</b>	<b>ip</b>	<b>h</b>	<b>r</b>	<b>er</b>	<b>bb</b>	<b>so</b>	Guardado	1.0	4	3	3	0	0
Milton (W)	7.0	6	2	2	1	3	<b>Oakland</b>	<b>ip</b>	<b>h</b>	<b>r</b>	<b>er</b>	<b>bb</b>	<b>so</b>
Lohse	2.0	1	0	0	0	3	Mulder (L)	7.0	9	2	2	1	9
							Bradford	1.0	0	0	0	0	0
							Koch	1.0	3	3	3	2	2

**WP** – Mulder. **T** – 3:23. **A** – 32,146.

**HBP** – by Hudson (Jones). **WP** – Hudson, Lilly.

**Umpires** – West, Diaz, Davis, Meriwether, Marquez, Cousins.

**T** – 3:20. **A** – 55,960

**Umpires** – Winters, McClelland, Culbreth, Crawford, Eddings, Joyce.

# 2003 ALDS

The A's reach the post season for the fourth consecutive season, facing Boston in the ALDS. However, the A's lose in five games for the fourth straight year. The A's hit .213 in the series and outscore the Red Sox 18-17. Eric Byrnes leads the A's with a .462 batting average. The A's pitching staff records a 2.98 ERA and Ted Lilly does not allow a run in 9.0 innings.

The A's win Game 1 in 12 innings as Ramon Hernandez has a bases loaded two-out bunt single in the bottom of the 12th for a 5-4 win. Erubiel Durazo sends the game into extra innings with a two-out RBI single in the bottom of the ninth. Oakland takes a 2-0 lead in the series with a 5-1 win in Game 2. The A's score all five of their runs in the second inning, highlighted by a Hernandez RBI single and an Eric Byrnes two-run double. Barry Zito allows one run on five hits in 7.0 innings and strikes out nine for the win. The series moves to Boston for Game 3 and the Sox win 3-1 in 11 innings on a two-run pinch hit home run by Trot Nixon. The A's trail 1-0 after five innings before tying the game with a run in the sixth inning, an inning in which Byrnes is tagged out after failing to touch home and Miguel Tejada is tagged out between third and home after stopping after being obstructed. The A's lose Game 4, 5-4, after starting pitcher Tim Hudson is injured after one inning. The A's lead 4-2 entering the bottom of the sixth but Boston scores a run in the sixth and two more in the eighth off Keith Foulke for the win. Barry Zito has a two-hit shutout after five innings in Game 5 but the Red Sox score four times in the sixth inning off him for a 4-3 win.

## FINAL STATISTICS

PLAYER	AVG	G	AB	R	H	TB	2B	3B	HR	RBI	SH	SF	HP	BB	IBB	SO	SB	CS	DP	E	SLG	OBP	
Byrnes	.462	5	13	2	6	7	1	0	0	2	0	0	0	0	0	0	5	1	0	0	0	.538	.462
Chavez	.045	5	22	1	1	2	1	0	0	0	0	0	0	1	1	3	1	0	0	2	.091	.087	
Durazo	.238	5	21	3	5	7	2	0	0	3	0	0	0	3	0	4	0	0	0	0	.333	.333	
Dye	.231	4	13	2	3	6	0	0	1	3	0	0	1	0	0	2	0	0	0	0	.462	.286	
Ellis	.118	5	17	2	2	2	0	0	0	0	0	0	1	4	0	7	0	0	0	1	.118	.318	
Guillen	.455	4	11	1	5	6	1	0	0	1	0	0	0	3	0	2	0	0	0	0	.545	.571	
Hatteberg	.176	5	17	3	3	3	0	0	0	0	0	0	0	5	0	3	0	0	0	0	.176	.364	
Hernandez	.200	4	15	1	3	3	0	0	0	2	1	0	1	2	0	1	0	0	0	1	.200	.333	
Long	.250	4	8	0	2	2	0	0	0	0	0	0	0	1	1	3	0	0	0	0	.250	.333	
McMillon	.167	3	6	0	1	1	0	0	0	1	0	0	0	1	0	1	0	0	0	0	.167	.286	
Melhuse	.600	2	5	1	3	5	0	1	0	1	0	0	0	0	0	1	0	0	0	0	1.000	.600	
Menechino	-	1	0	0	0	0	0	0	0	0	0	0	0	0	0	0	0	0	0	0	-	-	
Singleton	.286	2	7	2	2	4	2	0	0	0	0	0	1	1	0	1	1	0	0	0	.571	.444	
Tejada	.087	5	23	0	2	3	1	0	0	2	0	0	0	0	0	4	0	0	0	1	.130	.087	
<b>Totals</b>	<b>.213</b>	<b>5</b>	<b>178</b>	<b>18</b>	<b>38</b>	<b>51</b>	<b>8</b>	<b>1</b>	<b>1</b>	<b>15</b>	<b>1</b>	<b>0</b>	<b>4</b>	<b>21</b>	<b>2</b>	<b>37</b>	<b>3</b>	<b>0</b>	<b>0</b>	<b>5</b>	<b>.287</b>	<b>.310</b>	

PITCHER	W	L	ERA	G	GS	CG	GF	SHO	SV	IP	H	R	ER	HR	HB	BB	IBB	SO	WP	BK	AVG
Bradford	0	0	0.00	4	0	0	0	0	0	3.2	4	0	0	0	0	2	2	5	0	0	.286
Foulke	0	1	3.60	3	0	0	2	0	0	5.0	4	2	2	0	0	2	1	3	0	0	.211
Harden	1	1	13.50	2	0	0	2	0	0	1.1	2	2	2	1	0	2	1	1	1	0	.333
Hudson	0	0	3.52	2	2	0	0	0	0	7.2	10	3	3	2	0	1	0	6	0	0	.323
Lilly	0	0	0.00	2	1	0	0	0	0	9.0	2	1	0	0	0	1	2	0	7	0	.065
Mecir	0	0	0.00	1	0	0	0	0	0	0.2	1	0	0	0	0	1	1	0	0	0	.333
Rincon	0	0	4.50	4	0	0	1	0	0	4.0	4	2	2	2	0	1	0	3	0	0	.267
Sparks	0	0	4.50	1	0	0	0	0	0	4.0	2	2	2	1	0	3	0	1	0	0	.143
Zito	1	1	3.46	2	2	0	0	0	0	13.0	9	5	5	2	1	4	0	13	0	0	.191
<b>Totals</b>	<b>2</b>	<b>3</b>	<b>2.98</b>	<b>5</b>	<b>5</b>	<b>0</b>	<b>5</b>	<b>0</b>	<b>0</b>	<b>48.1</b>	<b>38</b>	<b>17</b>	<b>16</b>	<b>8</b>	<b>2</b>	<b>18</b>	<b>5</b>	<b>39</b>	<b>1</b>	<b>0</b>	<b>.211</b>

**Game 1 — October 1**  
Oakland 5, Boston 4 (12)

**Game 2 — October 2**  
Oakland 5, Boston 1

**Game 3 — October 4**  
Boston 3, Oakland 1 (11)

Boston	ab	r	h	bi
Damon cf	5	0	1	0
GarciaParra ss	5	1	2	0
Walker 2b	5	2	4	3
Jackson 2b	1	0	0	0
Ramirez lf	5	0	0	0
Ortiz dh	5	0	0	0
Millar 1b	6	0	2	0
Mueller 3b	5	0	1	0
Nixon rf	3	0	0	0
McCarthy ph	0	0	0	0
Brown ph-ff	1	0	0	0
Kapler ph-ff	2	0	0	0
Varitek c	3	1	2	1
<b>Totals</b>	<b>46</b>	<b>4</b>	<b>12</b>	<b>4</b>

Oakland	ab	r	h	bi
Ellis 2b	4	1	1	0
Durazo dh	4	1	2	3
Chavez 3b	6	1	0	0
Tejada ss	6	0	1	1
Hatteberg 1b	4	0	0	0
Guillen lf	3	0	1	0
Long ph-ff-rf	2	0	0	0
Hernandez c	4	0	2	1
Dye rf	3	0	0	0
McMillon ph	0	0	0	0
Byrnes pr-lf	1	1	0	0
Singleton cf	4	1	1	0
<b>Totals</b>	<b>41</b>	<b>5</b>	<b>8</b>	<b>5</b>

Boston	100	010	200	000	412	2	
Oakland	003	000	001	001	5	8	0

E – Martinez, Walker. DP – Boston 1, Oakland 1. LOB – Boston 13, Oakland 12. 2B – Singleton, Durazo, Mueller. HR - Walker 2, Varitek. SB – Damon, Singleton, Chavez.

Boston	ip	h	r	er	bb	so
Martinez	7.0	6	3	3	4	3
Timlin	1.0	0	0	0	0	2
Kim	0.2	0	1	1	1	1
Embree	0.1	1	0	0	0	0
Williamson	1.0	0	0	0	1	2
Lowe (L)	1.2	1	1	1	4	2
<b>Oakland</b>	<b>ip</b>	<b>h</b>	<b>r</b>	<b>er</b>	<b>bb</b>	<b>so</b>
Hudson	6.2	10	3	3	1	5
Rincon	0.2	2	1	1	1	1
Bradford	0.2	0	0	0	1	1
Foulke	3.0	0	0	0	2	3
Harden (W)	1.0	0	0	0	2	1

HBP - by Kim (Singleton). WP - Harden  
T – 4:37. A – 50,606.

Umpires – Marsh, Cooper, Bell, Darling, Welke, Gibson

Boston	ab	r	h	bi
Damon cf	4	0	2	1
GarciaParra ss	3	0	1	0
Walker 2b	4	0	0	0
Ramirez lf	3	0	1	0
Ortiz dh	4	0	0	0
Millar 1b	4	0	0	0
Mueller 3b	4	0	1	0
Kapler rf	3	0	0	0
Varitek ph	1	0	0	0
Mirabelli c	3	1	1	0
<b>Totals</b>	<b>33</b>	<b>1</b>	<b>6</b>	<b>1</b>

Oakland	ab	r	h	bi
Ellis 2b	2	1	0	0
Durazo dh	4	0	1	0
Chavez 3b	4	0	0	0
Tejada ss	4	0	0	0
Hatteberg 1b	4	0	1	0
Guillen lf	1	1	0	0
Long lf	1	0	1	0
Hernandez c	4	1	1	1
Dye rf	3	1	0	0
Byrnes cf	4	1	2	2
<b>Totals</b>	<b>31</b>	<b>5</b>	<b>6</b>	<b>3</b>

Boston	001	000	000	1	6	1
Oakland	050	000	00x	5	6	0

E – Walker. LOB – Boston 7, Oakland 7. 2B – Byrnes, Mirabelli, Damon.

Boston	ip	h	r	er	bb	so
Wakefield (L)	6.0	4	5	3	3	7
Embree	1.0	0	0	0	0	0
Williamson	1.0	2	0	0	0	1
<b>Oakland</b>	<b>ip</b>	<b>h</b>	<b>r</b>	<b>er</b>	<b>bb</b>	<b>so</b>
Zito (W)	7.0	5	1	1	2	9
Bradford	1.0	0	0	0	0	1
Foulke	1.0	1	0	0	0	0

HBP - by Wakefield (Dye, Ellis). PB - Mirabelli.

T – 2:37. A – 36,305.

Umpires – Cooper, Bell, Darling, Welke, Gibson, Marsh

Oakland	ab	r	h	bi
McMillon lf	5	0	0	0
Durazo dh	4	1	0	0
Tejada ss	5	0	0	0
Chavez 3b	4	0	0	0
Hernandez c	5	0	0	0
Hatteberg 1b	4	0	1	0
Ellis 2b	4	0	1	0
Long rf	4	0	1	0
Byrnes cf	4	0	3	0
<b>Totals</b>	<b>39</b>	<b>1</b>	<b>6</b>	<b>0</b>

Boston	ab	r	h	bi
Damon cf	4	0	1	0
GarciaParra ss	4	0	2	0
Mueller 3b	5	0	0	0
Ramirez lf	4	0	0	0
Ortiz dh	4	0	0	0
Millar 1b	4	0	1	0
Varitek c	4	1	1	0
Brown pr	0	0	0	0
Mirabelli c	1	1	1	0
Kapler rf	4	0	0	0
Nixon ph	1	1	1	2
Jackson 2b	3	0	0	0
Walker ph-2b	1	0	0	0
<b>Totals</b>	<b>39</b>	<b>3</b>	<b>7</b>	<b>2</b>

Oakland	000	001	000	00	1	6	4
Boston	010	000	000	02	3	7	2

E – Tejada, Chavez 2, Hernandez, Lowe, GarciaParra. DP - Oakland 2. LOB – Oakland 7, Boston 10. 2B – Damon. HR - Nixon. SB – Byrnes, GarciaParra.

Oakland	ip	h	r	er	bb	so
Lilly	7.0	2	1	0	2	5
Bradford	1.2	2	0	0	1	2
Rincon	0.2	0	0	0	0	1
Mecir	0.2	1	0	0	1	0
Harden (L)	0.1	2	2	2	0	0
<b>Boston</b>	<b>ip</b>	<b>h</b>	<b>r</b>	<b>er</b>	<b>bb</b>	<b>so</b>
Lowe	7.0	6	1	0	2	2
Timlin	3.0	0	0	0	0	3
Williamson (W)	1.0	0	0	0	0	2

HBP – by Lilly (Damon). T – 3:42. A – 35,460.

Umpires – Emmel, Davis, Joyce, Welke, Montague, Barrett

**Game 4 — October 5**  
**Boston 5, Oakland 4**

**Game 5 — October 6**  
**Boston 4, Oakland 3**

Oakland	ab	r	h	bi
Ellis 2b	4	0	0	0
Durazo dh	5	0	1	0
Chavez 3b	4	0	1	0
Tejada ss	4	0	0	0
Hatteberg 1b	3	2	1	0
Guillen lf	4	0	2	0
Melhuse c	4	1	3	1
Dye rf	4	1	2	3
Byrnes cf	4	0	1	0
<b>Totals</b>	<b>36</b>	<b>4</b>	<b>11</b>	<b>4</b>

Boston	ab	r	h	bi
Damon cf	4	1	1	2
GarciaParra ss	4	1	1	0
Walker 2b	4	1	1	1
Jackson 2b	0	0	0	0
Ramirez lf	4	1	2	0
Ortiz dh	4	0	1	2
Brown pr	0	0	0	0
Millar 1b	3	0	0	0
Nixon rf	2	0	1	0
Mueller 3b	2	0	0	0
Varitek c	3	1	0	0
<b>Totals</b>	<b>30</b>	<b>5</b>	<b>7</b>	<b>5</b>

Oakland	010	003	000	4	11	1
Boston	002	001	02x	5	7	0

**E** – Ellis. **DP** - Oakland 1, Boston 1. **LOB** – Oakland 7, Boston 4. **2B** – Chavez, GarciaParra, Ortiz. **3B** - Melhuse. **HR** - Damon, Dye, Walker.

Oakland	ip	h	r	er	bb	so
Hudson	1.0	0	0	0	0	1
Sparks	4.0	2	2	2	3	1
Rincon	2.0	2	1	1	0	0
Foulke (L)	1.0	3	2	2	0	0
<b>Boston</b>	<b>ip</b>	<b>h</b>	<b>r</b>	<b>er</b>	<b>bb</b>	<b>so</b>
Burke	5.1	9	4	4	2	1
Wakefield	1.2	2	0	0	0	0
Williamson (W)	2.0	0	0	0	0	3

**T** – 3:02. **A** – 35,048  
**Umpires** – Davis, Joyce, Welke, Montague, Barrett, Emmel

Boston	ab	r	h	bi
Damon cf	2	1	1	0
Brown ph-cf	1	0	0	0
GarciaParra ss	4	0	0	0
Walker 2b	2	1	0	0
Jackson 2b	1	0	0	0
Ramirez lf	4	1	1	3
Ortiz dh	4	0	1	0
Kapler pr	0	0	0	0
Millar 1b	4	0	2	0
Mueller 3b	3	0	0	0
Nixon rf	4	0	0	0
Varitek c	3	1	1	1
<b>Totals</b>	<b>32</b>	<b>4</b>	<b>6</b>	<b>4</b>

Oakland	ab	r	h	bi
Ellis 2b	3	0	0	0
McMillon ph	1	0	1	1
Menechino pr-2b	0	0	0	0
Long ph	1	0	0	0
Durazo dh	4	1	1	0
Chavez 3b	4	0	0	0
Tejada ss	4	0	1	1
Hatteberg 1b	2	1	0	0
Byrnes pr	0	0	0	0
Guillen lf	3	0	2	1
Hernandez c	2	0	0	0
Dye rf	3	0	1	0
Melhuse ph	1	0	0	0
Singleton cf	3	1	1	0
<b>Totals</b>	<b>31</b>	<b>3</b>	<b>7</b>	<b>3</b>

Boston	000	004	000	4	6	0
Oakland	000	101	010	3	7	0

**DP** – Boston 1. **LOB** – Boston 4, Oakland 7. **2B** – Guillen, Durazo, Tejada, Singleton. **HR** - Varitek, Ramirez. **SH** - Hernandez. **SB** – Damon.

Boston	ip	h	r	er	bb	so
Martinez (W)	7.0	7	3	3	1	6
Embree	0.2	0	0	0	0	0
Timlin	0.1	0	0	0	0	0
Williamson	0.0	0	0	0	2	0
Lowe (S)	1.0	0	0	0	1	2
<b>Oakland</b>	<b>ip</b>	<b>h</b>	<b>r</b>	<b>er</b>	<b>bb</b>	<b>so</b>
Zito (L)	6.0	4	4	4	2	4
Lilly	2.0	0	0	0	0	2
Bradford	0.1	2	0	0	0	1
Rincon	0.2	0	0	0	0	1

**HBP** – by Martinez (Hernandez), by Zito (Walker). **T** – 3:05. **A** – 49,397.  
**Umpires** – Welke, Gibson, Marsh, Cooper, Bell, Darling

## 2006 ALDS

The A's returned to postseason play for the fifth time in seven years and won a postseason series for the first time since the 1990 ALCS by sweeping Minnesota three games to none in the ALDS. Snapped a six series postseason losing streak and a nine-game losing streak in potential postseason clinching games, which was the longest such streak in Major League history. The A's batted .245 in the series and compiled a 2.33 ERA while outscoring the Twins 16-7. Frank Thomas led the A's with a .500 batting average and two home runs and Marco Scutaro topped the club with six RBI.

The A's win Game 1 in Minnesota, 3-2 as Barry Zito allows just one run on four hits in eight innings for the win. Frank Thomas homers and Marco Scutaro adds a RBI double in the second inning and Zito takes a two-hit shutout into the seventh inning before allowing a home run to Rondell White. Thomas homers again in the ninth inning for an important insurance run as Huston Street allows a run in the bottom of the ninth for the save. The A's win Game 2 by a 5-2 score. Oakland scores twice in the fifth inning on a Scutaro RBI double and a Jason Kendall RBI single, but Esteban Loaiza allows back-to-back home runs to Michael Cuddyer and Justin Morneau in the sixth inning. Mark Kotsay then hits a two-run inside-the-park home run in the seventh inning to give the A's the lead for good. The series moves to Oakland for Game 3 and the A's complete the sweep with an 8-3 win. Scutaro doubles twice and has four RBI and Milton Bradley and Eric Chavez homer. Dan Haren allows two runs in six innings for the win.

### FINAL STATISTICS

PLAYER	AVG	G	AB	R	H	TB	2B	3B	HR	RBI	SH	SF	HP	BB	IBB	SO	SB	CS	DP	E	SLG	OBP
Bradley	.077	3	13	1	1	4	0	0	1	2	0	0	0	0	0	1	0	0	1	0	.308	.077
Chavez	.200	3	10	2	2	6	1	0	1	1	0	0	0	2	0	4	0	0	0	0	.600	.333
Ellis	.286	2	7	0	2	2	0	0	0	0	0	0	0	0	0	2	0	0	0	0	.286	.286
Jimenez	.000	2	4	0	0	0	0	0	0	0	0	0	0	0	0	1	0	0	0	0	.000	.000
Kendall	.214	3	14	1	3	4	1	0	0	1	0	0	0	0	4	0	0	0	1	.286	.214	
Kotsay	.143	3	14	2	2	5	0	0	1	2	0	0	0	0	2	0	0	1	0	.357	.143	
Payton	.333	3	12	3	4	4	0	0	0	0	0	0	0	0	1	0	0	0	0	.333	.333	
Scutaro	.333	3	12	1	4	8	4	0	0	6	0	0	0	0	1	0	0	0	0	.667	.333	
Swisher	.300	3	10	3	3	5	2	0	0	1	0	0	0	2	0	2	0	0	0	.500	.417	
Thomas	.500	3	10	3	5	12	1	0	2	2	0	0	0	2	1	1	0	0	0	1.200	.583	
<b>Totals</b>	<b>.245</b>	<b>3</b>	<b>106</b>	<b>16</b>	<b>26</b>	<b>50</b>	<b>9</b>	<b>0</b>	<b>5</b>	<b>15</b>	<b>0</b>	<b>0</b>	<b>0</b>	<b>6</b>	<b>1</b>	<b>19</b>	<b>0</b>	<b>0</b>	<b>2</b>	<b>1</b>	<b>.472</b>	<b>.286</b>

PITCHER	W	L	ERA	G	GS	CG	GF	SHO	SV	IP	H	R	ER	HR	HB	BB	IBB	SO	WP	BK	AVG
Calero	1	0	0.00	1	0	0	0	0	0	1.0	0	0	0	0	0	1	0	1	0	0	.000
Duchscherer	0	0	2.25	2	0	0	0	0	0	4.0	1	1	1	1	0	0	0	4	0	0	.077
Haren	1	0	3.00	1	1	0	0	0	0	6.0	9	2	2	1	0	1	0	2	0	0	.375
Loaiza	0	0	3.60	1	1	0	0	0	0	5.0	8	2	2	2	0	0	0	2	0	0	.348
Street	0	0	3.00	3	0	0	3	0	2	3.0	4	1	1	0	0	1	0	1	0	0	.333
Zito	1	0	1.13	1	1	0	0	0	0	8.0	4	1	1	1	0	3	0	1	0	0	.154
<b>Totals</b>	<b>3</b>	<b>0</b>	<b>2.33</b>	<b>3</b>	<b>3</b>	<b>0</b>	<b>3</b>	<b>0</b>	<b>2</b>	<b>27.0</b>	<b>26</b>	<b>7</b>	<b>7</b>	<b>5</b>	<b>0</b>	<b>6</b>	<b>0</b>	<b>11</b>	<b>0</b>	<b>0</b>	<b>.257</b>

**Game 1 — October 3**  
Oakland 3, Minnesota 2

**Game 2 — October 4**  
Oakland 5, Minnesota 2

**Game 3 — October 6**  
Oakland 8, Minnesota 3

Oakland	ab	r	h	bi
Kendall c	4	0	0	0
Kotsay cf	4	0	1	0
Bradley rf	4	0	0	0
Thomas dh	4	2	3	2
Chavez 3b	4	0	0	0
Payton lf	4	1	1	0
Swisher 1b	3	0	1	0
Scutaro ss	4	0	1	1
Ellis 2b	3	0	0	0
<b>Totals</b>	<b>34</b>	<b>3</b>	<b>7</b>	<b>3</b>

Minnesota	ab	r	h	bi
Castillo 2b	2	0	1	0
Punto 3b	3	0	0	0
Mauer c	3	0	0	0
Cuddyer rf	4	1	1	0
Morneau 1b	4	0	0	0
Hunter cf	4	0	0	1
White lf	4	1	2	1
Nevin dh	3	0	0	0
Bartlett ss	3	0	1	0
<b>Totals</b>	<b>30</b>	<b>2</b>	<b>5</b>	<b>2</b>

Oakland	020	000	001	3	7	0
Minnesota	000	000	101	2	5	2

E — Bartlett, Cuddyer. **DP** - Minnesota 1.  
**LOB** — Oakland 5, Minnesota 5. **2B** — Scutaro, White, Bartlett. **3B** — Cuddyer. **HR** - Thomas 2, White. **SH** — Punto. **CS** — Castillo.

Oakland	ip	h	r	er	bb	so
Zito (W)	8.0	4	1	1	3	1
Street (S)	1.0	1	1	1	0	0
Minnesota	ip	h	r	er	bb	so
Santana	8.0	5	2	2	1	8
Crain	0.2	2	1	1	0	0
Neshek	0.1	0	0	0	0	1

T — 2:19. **A** — 55,542.

**Umpires** — Marsh, Danley, Everitt, Rapuano, Tschida, Randazzo.

Oakland	ab	r	h	bi
Kendall c	5	1	2	1
Kotsay cf	5	1	1	2
Bradley rf	4	0	0	0
Thomas dh	3	0	1	0
Chavez 3b	4	0	0	0
Payton lf	4	0	2	0
Swisher 1b	4	2	2	0
Scutaro ss	4	1	1	1
Ellis 2b	4	0	2	0
Jimenez 2b	0	0	0	0
<b>Totals</b>	<b>37</b>	<b>5</b>	<b>11</b>	<b>4</b>

Minnesota	ab	r	h	bi
Castillo 2b	4	0	1	0
Punto 3b	5	0	1	0
Mauer c	4	0	1	0
Cuddyer rf	4	1	2	1
Morneau 1b	4	1	2	1
Hunter cf	4	0	1	0
White lf	4	0	0	0
Tyner dh	3	0	0	0
Bartlett ss	4	0	1	0
<b>Totals</b>	<b>36</b>	<b>2</b>	<b>9</b>	<b>2</b>

Oakland	000	020	201	5	11	0
Minnesota	000	002	000	2	9	0

**DP** - Minnesota 1. **LOB** — Oakland 6, Minnesota 9. **2B** — Kendall, Thomas, Swisher 2, Scutaro. **HR** - Kotsay, Cuddyer, Morneau. **SB** — Tyner.

Oakland	ip	h	r	er	bb	so
Loaiza	5.0	8	2	2	0	2
Calero (W)	1.0	0	0	0	1	1
Duchscherer	2.0	0	0	0	0	3
Street (S)	1.0	1	0	0	1	1
Minnesota	ip	h	r	er	bb	so
Bonser	6.0	7	2	2	1	3
Neshek (L)	0.2	1	1	1	0	0
Reyes	0.1	1	1	1	0	0
Rincon	1.1	1	1	1	0	3
Nathan	0.2	1	0	0	0	1

Loaiza pitched to two batters in the 6th.  
**WP** — Nathan.

T — 3:02. **A** — 55,710

**Umpires** — Danley, Everitt, Rapuano, Tschida, Randazzo, Marsh.

Minnesota	ab	r	h	bi
Castillo 2b	5	0	1	0
Punto 3b	4	0	1	0
Mauer c	4	0	1	0
Cuddyer rf	4	0	0	0
Morneau 1b	4	2	3	1
Hunter cf	3	1	2	1
White lf	4	0	3	1
Ford pr	0	0	0	0
Tyner dh	3	0	0	0
Bartlett ss	4	0	1	0
<b>Totals</b>	<b>35</b>	<b>3</b>	<b>12</b>	<b>3</b>

Oakland	ab	r	h	bi
Kendall c	5	0	1	0
Kotsay cf	5	1	0	0
Bradley rf	5	1	1	2
Thomas dh	3	1	1	0
Chavez 3b	2	2	2	1
Payton lf	4	2	1	0
Swisher 1b	3	1	0	1
Scutaro ss	4	0	2	4
Jimenez 2b	4	0	0	0
<b>Totals</b>	<b>35</b>	<b>8</b>	<b>8</b>	<b>8</b>

Minnesota	000	101	010	3	12	3
Oakland	022	000	40x	8	8	1

E — Bartlett, Morneau, Radke, Kendall. **DP** — Oakland 2. **LOB** — Minnesota 7, Oakland 7. **2B** — Morneau, Hunter, Chavez, Scutaro 2. **HR** - Morneau, Hunter, Bradley, Chavez. **SH** - Hunter.

Minnesota	ip	h	r	er	bb	so
Radke (L)	4.0	5	4	3	1	2
Perkins	0.1	2	0	0	0	0
Rincon	1.2	0	0	0	0	0
Reyes	0.2	0	2	0	2	0
Crain	0.1	1	2	0	1	1
Guerrier	1.0	0	0	0	0	0
Oakland	ip	h	r	er	bb	so
Haren (W)	6.0	9	2	2	1	2
Duchscherer	2.0	1	1	1	0	1
Street	1.0	2	0	0	0	0

T — 2:55. **A** — 35,694.

**Umpires** — Everitt, Rapuano, Tschida, Randazzo, Marsh, Danley

# 2006 ALCS

The A's return to the American League Championship Series for the first time since 1992 and the 11th time overall, but are swept in four games by Detroit. The A's hit .221 in the series and scored just nine runs in the four games. Milton Bradley drives in five of those runs and homers twice while batting a team leading .500. The A's pitching staff allows 22 runs for a 5.71 ERA.

The A's lose Game 1 in Oakland by a score of 5-1. Barry Zito takes the loss, allowing five runs on seven hits in 3 2/3 innings, but the A's bullpen blanks the Tigers the rest of the way. The A's are limited to a run on eight hits by four Detroit pitchers. Milton Bradley homers from both sides of the plate and is 4 for 5 with four RBI in Game 2 but the A's lose, 8-5. Esteban Loaiza allows seven runs on nine hits in six innings for the loss. The series moves to Detroit for Game 3 and Kenny Rogers and the Tigers bullpen shutout the A's on two hits, 3-0. Jason Kendall singles to start the game and Marco Scutaro has a one out single in the fifth for the A's only hits. Rich Harden takes the loss, allowing three runs on five hits and five walks in 5 2/3 innings. The Tigers complete the sweep in Game 4 with a 6-3 win. Milton Bradley and Eric Chavez have RBI doubles in the first inning to give the A's a 2-0 lead and Jay Payton adds a solo home run in the fourth inning to make the score 3-0. Dan Haren shuts out Detroit on two hits over the first four innings before allowing two runs in the fifth and one in the sixth. The game remains tied at three entering the bottom of the ninth when Huston Street allows a two-out three-run home run to Magglio Ordonez for the loss.

## FINAL STATISTICS

PLAYER	AVG	G	AB	R	H	TB	2B	3B	HR	RBI	SH	SF	HP	BB	IBB	SO	SB	CS	DP	E	SLG	OBP
Bradley	.500	4	18	4	9	17	2	0	2	5	0	0	0	0	0	2	0	0	1	0	.944	.500
Chavez	.231	4	13	1	3	7	1	0	1	2	0	0	0	2	0	4	0	0	0	1	.538	.333
Jimenez	.167	4	12	0	2	2	0	0	0	0	0	0	0	0	0	2	0	0	1	2	.167	.167
Kendall	.294	4	17	0	5	5	0	0	0	0	0	0	0	2	0	2	0	0	0	0	.294	.368
Kielty	.000	2	2	0	0	0	0	0	0	0	0	0	0	0	0	0	0	0	1	0	.000	.000
Kiger	—	2	0	0	0	0	0	0	0	0	0	0	0	0	0	0	0	0	0	0	—	—
Kotsay	.250	4	16	3	4	6	2	0	0	0	0	0	0	2	0	3	0	0	2	0	.375	.333
Melhuse	.000	1	1	0	0	0	0	0	0	0	0	0	0	0	0	1	0	0	0	0	.000	.000
Payton	.286	4	14	1	4	9	2	0	1	2	0	0	0	1	0	2	0	0	0	0	.643	.333
Scutaro	.067	4	15	0	1	1	0	0	0	0	0	0	0	0	0	3	0	0	1	0	.067	.067
Swisher	.100	4	10	0	1	1	0	0	0	0	0	0	0	5	0	5	0	0	0	0	.100	.400
Thomas	.000	4	13	0	0	0	0	0	0	0	0	0	1	2	0	4	0	0	1	0	.000	.188
<b>Totals</b>	<b>.221</b>	<b>4</b>	<b>131</b>	<b>9</b>	<b>29</b>	<b>48</b>	<b>7</b>	<b>0</b>	<b>4</b>	<b>9</b>	<b>0</b>	<b>0</b>	<b>1</b>	<b>14</b>	<b>0</b>	<b>28</b>	<b>0</b>	<b>0</b>	<b>7</b>	<b>3</b>	<b>.366</b>	<b>.301</b>

PITCHER	W	L	ERA	G	GS	CG	GF	SHO	SV	IP	H	R	ER	HR	HB	BB	IBB	SO	WP	BK	AVG
Blanton	0	0	0.00	1	0	0	1	0	0	2.0	0	0	0	0	0	2	0	2	0	0	.000
Calero	0	0	0.00	3	0	0	1	0	0	2.0	3	0	0	0	0	1	0	1	0	0	.333
Gaudin	0	0	0.00	3	0	0	0	0	0	3.1	2	0	0	0	0	3	1	1	0	0	.182
Harden	0	1	4.76	1	1	0	0	0	0	5.2	5	3	3	1	0	5	0	4	0	0	.238
Haren	0	0	5.40	1	1	0	0	0	0	5.0	7	3	3	1	0	2	0	7	2	0	.333
Kennedy	0	0	0.00	4	0	0	0	0	0	3.2	2	0	0	0	0	2	1	2	1	0	.143
Loaiza	0	1	10.50	1	1	0	0	0	0	6.0	9	7	7	1	0	1	0	5	0	0	.375
Street	0	1	10.80	2	0	0	2	0	0	3.1	4	4	4	2	0	0	0	3	0	0	.308
Zito	0	1	12.27	1	1	0	0	0	0	3.2	7	5	5	2	0	3	0	0	0	0	.389
<b>Totals</b>	<b>0</b>	<b>4</b>	<b>5.71</b>	<b>4</b>	<b>4</b>	<b>0</b>	<b>4</b>	<b>0</b>	<b>0</b>	<b>34.2</b>	<b>39</b>	<b>22</b>	<b>22</b>	<b>7</b>	<b>0</b>	<b>19</b>	<b>2</b>	<b>25</b>	<b>3</b>	<b>0</b>	<b>.285</b>



**Game 1 — October 10**  
**Detroit 5, Oakland 1**

**Game 2 — October 11**  
**Detroit 8, Oakland 5**

**Game 3 — October 13**  
**Detroit 3, Oakland 0**

Detroit	ab	r	h	bi
Granderson cf	5	1	2	0
Polanco 2b	4	0	1	1
Casey 1b	3	0	1	0
Santiago ss	1	0	0	0
Ordonez rf	4	0	1	1
Guillen ss-1b	5	0	1	0
Rodriguez c	5	1	2	1
Monroe lf	4	0	0	0
Thames dh	4	1	0	0
Inge 3b	3	2	3	2
<b>Totals</b>	<b>38</b>	<b>5</b>	<b>11</b>	<b>5</b>

Oakland	ab	r	h	bi
Kendall c	3	0	1	0
Kotsay cf	4	0	1	0
Bradley rf	4	1	2	0
Thomas dh	3	0	0	0
Payton lf	4	0	2	1
Chavez 3b	3	0	1	0
Swisher 1b	3	0	0	0
Scutaro ss	4	0	0	0
Jimenez 2b	4	0	1	0
<b>Totals</b>	<b>32</b>	<b>1</b>	<b>8</b>	<b>1</b>

Detroit	002	300	000	5	11	1
Oakland	000	000	010	1	8	1

E – Guillen, Jimenez. **DP** – Detroit 4. **LOB** – Detroit 11, Oakland 9. **2B** – Granderson, Inge, Bradley, Payton 2. **HR** - Rodriguez, Inge.

Detroit	ip	h	r	er	bb	so
Robertson (W)	5.0	6	0	0	3	4
Rodney	2.0	1	0	0	1	1
Zumaya	1.0	1	1	1	0	0
Jones	1.0	0	0	0	1	0
<b>Oakland</b>	<b>ip</b>	<b>h</b>	<b>r</b>	<b>er</b>	<b>bb</b>	<b>so</b>
Zito (L)	3.2	7	5	5	3	0
Gaudin	1.2	1	0	0	0	1
Kennedy	0.2	1	0	0	0	0
Calero	1.0	2	0	0	0	0
Blanton	2.0	0	0	0	2	2

T – 3:20. **A** – 35,655.  
**Umpires** – Crawford, Wendelstedt, Cousins, Meriwether, Cederstrom, Reilly.

Detroit	ab	r	h	bi
Granderson cf	5	1	2	1
Perez ss	4	0	0	0
Polanco 2b	4	1	3	0
Ordonez rf	5	1	1	0
Guillen 1b	4	1	1	0
Rodriguez c	3	1	0	0
Monroe lf	3	2	2	2
Gomez dh	4	1	2	4
Inge 3b	3	0	0	1
<b>Totals</b>	<b>35</b>	<b>8</b>	<b>11</b>	<b>8</b>

Oakland	ab	r	h	bi
Kendall c	5	0	1	0
Kotsay cf	4	2	3	0
Bradley rf	5	2	4	4
Thomas dh	5	0	0	0
Chavez 3b	4	1	1	1
Payton lf	4	0	1	0
Swisher 1b	3	0	0	0
Scutaro ss	4	0	0	0
Jimenez 2b	3	0	1	0
Melhuse ph	1	0	0	0
<b>Totals</b>	<b>38</b>	<b>5</b>	<b>11</b>	<b>5</b>

Detroit	010	402	001	8	11	0
Oakland	102	001	100	5	11	1

E – Jimenez. **DP** – Oakland 1. **LOB** – Detroit 5, Oakland 8. **2B** – Guillen, Monroe, Kotsay 2. **HR** - Granderson, Gomez, Bradley 2, Chavez. **SH** – Perez. **SF** – Monroe, Inge.

Detroit	ip	h	r	er	bb	so
Verlander (W)	5.1	7	4	4	1	6
Ledezma	1.1	1	1	1	1	1
Grilli	0.1	0	0	0	0	1
Rodney	1.0	0	0	0	0	3
Jones (S)	1.0	3	0	0	0	2
<b>Oakland</b>	<b>ip</b>	<b>h</b>	<b>r</b>	<b>er</b>	<b>bb</b>	<b>so</b>
Loaiza (L)	6.0	9	7	7	1	5
Gaudin	0.2	1	0	0	1	0
Kennedy	1.1	0	0	0	0	1
Street	1.0	1	1	1	0	1

**WP**– Verlander. **BK** – Verlander.  
T – 3:06. **A** – 36,168.  
**Umpires** – Wendelstedt, Cousins, Meriwether, Cederstrom, Reilly, Crawford.

Oakland	ab	r	h	bi
Kendall c	4	0	1	0
Kotsay cf	4	0	0	0
Bradley rf	4	0	0	0
Thomas dh	2	0	0	0
Payton lf	3	0	0	0
Chavez 3b	3	0	0	0
Swisher 1b	1	0	0	0
Scutaro ss	3	0	1	0
Jimenez 2b	2	0	0	0
Kielty ph	1	0	0	0
Kiger 2b	0	0	0	0
<b>Totals</b>	<b>27</b>	<b>0</b>	<b>2</b>	<b>0</b>

Detroit	ab	r	h	bi
Granderson cf	1	1	0	0
Monroe lf	3	2	2	1
Polanco 2b	4	0	2	1
Ordonez rf	4	0	0	1
Guillen 1b	4	0	0	0
Rodriguez c	4	0	0	0
Infante dh	2	0	1	0
Gomez ph-dh	1	0	1	0
Inge 3b	3	0	0	0
Santiago ss	3	0	0	0
<b>Totals</b>	<b>29</b>	<b>3</b>	<b>6</b>	<b>3</b>

Oakland	000	000	000	0	2	0
Detroit	200	010	00x	3	6	0

**DP** – Oakland 1, Detroit 2. **LOB** – Oakland 3, Detroit 9. **2B** – Polanco. **HR** - Monroe. **SB** – Granderson, Infante.

Oakland	ip	h	r	er	bb	so
Harden (L)	5.2	5	3	3	5	4
Gaudin	1.0	0	0	0	2	0
Kennedy	0.1	0	0	0	0	0
Calero	1.0	1	0	0	0	1
<b>Detroit</b>	<b>ip</b>	<b>h</b>	<b>r</b>	<b>er</b>	<b>bb</b>	<b>so</b>
Rogers (W)	7.1	2	0	0	2	6
Rodney	0.2	0	0	0	0	0
Jones (S)	1.0	0	0	0	0	0

**HBP** – by Rogers (Thomas).  
T – 2:57. **A** – 41,669  
**Umpires** – Cousins, Meriwether, Cederstrom, Reilly, Crawford, Wendelstedt.

**Game 4 – October 14**  
**Detroit 6, Oakland 3**

<b>Oakland</b>	<b>ab</b>	<b>r</b>	<b>h</b>	<b>bi</b>
Kendall c	5	0	2	0
Kotsay cf	4	1	0	0
Bradley rf	5	1	3	1
Thomas dh	3	0	0	0
Chavez 3b	3	0	1	1
Payton lf	3	1	1	1
Swisher 1b	3	0	1	0
Scutaro ss	4	0	0	0
Jimenez 2b	3	0	0	0
Kielty ph	1	0	0	0
Kiger 2b	0	0	0	0
<b>Totals</b>	<b>34</b>	<b>3</b>	<b>8</b>	<b>3</b>

<b>Detroit</b>	<b>ab</b>	<b>r</b>	<b>h</b>	<b>bi</b>
Granderson cf	4	1	1	1
Monroe lf	4	1	2	1
Polanco 2b	5	1	3	0
Ordonez rf	4	2	2	4
Guillen 1b	3	0	1	0
Rodriguez c	4	0	0	0
Gomez dh	4	0	1	0
Inge 3b	3	1	1	0
Santiago ss	3	0	0	0
Thames ph	1	0	0	0
<b>Totals</b>	<b>35</b>	<b>6</b>	<b>11</b>	<b>6</b>

two outs when winning run scored

Oakland	200	100	000	3	8	1
Detroit	000	021	003	6	11	0

**E** – Chavez. **DP** – Oakland 2, Detroit 1.

**LOB** – Oakland 9, Detroit 8. **2B** – Bradley, Chavez, Granderson, Monroe. **HR** - Payton, Ordonez 2.

<b>Oakland</b>	<b>ip</b>	<b>h</b>	<b>r</b>	<b>er</b>	<b>bb</b>	<b>so</b>
Haren	5.0	7	3	3	2	7
Kennedy	1.1	1	0	0	2	1
Calero	0.0	0	0	0	1	0
Street (L)	2.1	3	3	3	0	2
<b>Detroit</b>	<b>ip</b>	<b>h</b>	<b>r</b>	<b>er</b>	<b>bb</b>	<b>so</b>
Bonderman	6.2	6	3	3	2	3
Walker	0.1	0	0	0	0	1
Grilli	0.2	1	0	0	3	0
Ledezma (W)	1.1	1	0	0	0	0

Haren pitched to two batters in the sixth, Calero pitched to one batter in the seventh.

**WP** – Haren 2, Kennedy, Bonderman.

**T** – 3:23. **A** – 42,967

**Umpires** – Meriwether, Cederstrom, Reilly, Crawford, Wendelstedt, Cousins.

## 2012 ALDS

The A's lose to the Detroit Tigers three games to two in their first postseason appearance in six years. It was the A's sixth ALDS appearance in the last 13 years and their fifth loss, with all the losses going the full five games. The A's pitching staff compiled a 2.89 ERA and walked just seven batters in the five-game series, but the offense hit just .194 and scored 11 runs in the five games. Yoenis Céspedes hit safely in all five games and paces the A's offense with a .316 batting average

The A's lose Game 1 in Detroit, 3-1. Coco Crisp leads off the game with a home run but that is the only run Justin Verlander would allow in seven innings. Jarrod Parker allows a run in the first on a double play, an unearned run in the third and an Alex Avila home run in the fifth. The A's fall behind 2 games to 0 with a 5-4 loss in Game 2. Cliff Pennington breaks a 1-1 tie with a RBI single in the seventh but Sean Doolittle allows two unearned runs in the bottom of the seventh to put Detroit ahead 3-2. The A's then score twice in the eighth when Céspedes scores on a wild pitch and Josh Reddick homers, but the Tigers tie the game in the eighth and win it on a Don Kelly sacrifice fly off Grant Balfour in the ninth. The series moves to Oakland for Game 3 where Brett Anderson combines with three A's relievers on a four-hit, 2-0 shutout. Céspedes has a RBI single in the first and Seth Smith homers in the fifth. In Game 4, the A's trailed 3-1 entering the bottom of the ninth before scoring three times to send the series to a fifth game. Smith ties the game with a two-run double and scores two outs later on a Crisp RBI single. The A's then lose Game 5 in Oakland 6-0 as Verlander tosses a four-hit shutout. Parker makes his second start of the series and loses for the second time, allowing four runs on seven hits in 6.1 innings.

### FINAL STATISTICS

PLAYER	AVG	G	AB	R	H	TB	2B	3B	HR	RBI	SH	SF	HP	BB	IBB	SO	SB	CS	DP	E	SLG	OBP
Céspedes	.316	5	19	1	6	7	1	0	0	2	0	0	0	2	0	2	2	0	0	0	.368	.381
Crisp	.182	5	22	3	4	7	0	0	1	2	0	0	0	0	0	2	0	0	0	1	.318	.182
Donaldson	.294	5	17	1	5	6	1	0	0	0	0	0	0	1	0	4	0	0	1	0	.353	.333
Drew	.211	5	19	0	4	6	2	0	0	1	0	0	0	2	0	7	0	0	0	1	.316	.286
Gomes	.000	1	1	0	0	0	0	0	0	0	0	0	0	0	0	0	0	0	0	0	.000	.000
Kottaras	.000	4	4	0	0	0	0	0	0	0	1	0	0	0	0	2	0	0	0	0	.000	.000
Moss	.133	5	15	0	2	2	0	0	0	0	0	0	1	2	0	7	0	0	0	0	.133	.278
Norris	.083	5	12	0	1	1	0	0	0	0	0	0	0	0	0	6	0	1	0	0	.083	.083
Pennington	.286	5	14	1	4	4	0	0	0	1	0	0	0	3	0	4	0	0	0	0	.286	.412
Reddick	.118	5	17	2	2	5	0	0	1	1	0	0	0	1	0	10	0	0	1	0	.294	.167
Smith	.133	5	15	3	2	6	1	0	1	3	0	0	1	3	0	6	0	0	0	0	.400	.316
<b>Totals</b>	<b>.194</b>	<b>5</b>	<b>155</b>	<b>11</b>	<b>30</b>	<b>44</b>	<b>5</b>	<b>0</b>	<b>3</b>	<b>10</b>	<b>1</b>	<b>0</b>	<b>2</b>	<b>14</b>	<b>0</b>	<b>50</b>	<b>2</b>	<b>1</b>	<b>2</b>	<b>3</b>	<b>.284</b>	<b>.269</b>

PITCHER	W	L	ERA	G	GS	CG	GF	SHO	SV	IP	H	R	ER	HR	HB	BB	IBB	SO	WP	BK	AVG
Anderson	1	0	0.00	1	1	0	0	0	0	6.0	2	0	0	0	0	2	0	6	0	0	.105
Balfour	0	1	5.40	2	0	0	2	0	1	1.2	3	1	1	0	0	1	1	2	0	0	.500
Blevins	0	0	0.00	3	0	0	1	0	0	3.2	1	0	0	0	0	0	0	0	0	0	.083
Cook	1	0	8.10	4	0	0	1	0	0	3.1	4	3	3	0	1	1	0	4	1	0	.308
Doolittle	0	0	3.38	3	0	0	0	0	0	2.2	5	3	1	0	0	0	0	5	0	0	.385
Griffin	0	0	3.60	1	1	0	0	0	0	5.0	7	2	2	1	0	0	0	1	0	0	.350
Milone	0	0	1.50	1	1	0	0	0	0	6.0	5	1	1	0	1	1	0	6	1	0	.217
Neshek	0	0	0.00	1	0	0	0	0	0	0.2	0	0	0	0	0	0	0	1	0	0	.000
Parker	0	2	4.26	2	2	0	0	0	0	12.2	14	7	6	1	1	2	0	11	2	0	.286
Scribner	0	0	0.00	1	0	0	1	0	0	2.0	0	0	0	0	0	0	0	3	0	0	.000
<b>Totals</b>	<b>2</b>	<b>3</b>	<b>2.89</b>	<b>5</b>	<b>5</b>	<b>0</b>	<b>5</b>	<b>1</b>	<b>1</b>	<b>43.2</b>	<b>41</b>	<b>17</b>	<b>14</b>	<b>2</b>	<b>3</b>	<b>7</b>	<b>1</b>	<b>39</b>	<b>4</b>	<b>0</b>	<b>.252</b>

**Game 1 — October 6**  
**Detroit 3, Oakland 1**

**Game 2 — October 7**  
**Detroit 5, Oakland 4**

**Game 3 — October 9**  
**Oakland 2, Detroit 0**

Oakland	ab	r	h	bi
Crisp cf	4	1	1	0
Drew ss	4	0	1	0
Céspedes lf	3	0	1	0
Moss 1b	4	0	0	0
Reddick rf	3	0	0	0
Donaldson 3b	4	0	0	0
Smith dh	3	0	0	0
Norris c	3	0	0	0
Kottaras ph	1	0	0	0
Pennington 2b	2	0	1	0
<b>Totals</b>	<b>31</b>	<b>1</b>	<b>4</b>	<b>1</b>

Detroit	ab	r	h	bi
Jackson cf	4	1	1	0
Berry lf	3	0	2	0
Garcia ph-rf	1	0	0	0
Cabrera 3b	3	0	0	0
Fielder 1b	4	0	0	0
Young dh	2	0	0	0
Dirks rf-ff	3	0	1	0
Peralta ss	3	0	0	0
Avila c	3	1	2	1
Infante 2b	3	1	1	0
<b>Totals</b>	<b>29</b>	<b>3</b>	<b>7</b>	<b>1</b>

Oakland	100	000	000	1	4	1
Detroit	101	010	00x	3	7	0

E – Parker. **DP** – Oakland 1. **LOB** – Oakland 7, Detroit 4. **2B** – Drew, Jackson, Infante. **HR** – Crisp, Avila. **SB** – Berry. **CS** – Young.

Oakland	ip	h	r	er	bb	so
Parker (L)	6.1	7	3	2	1	5
Neshek	0.2	0	0	0	0	1
Blevins	1.0	0	0	0	0	0
<b>Detroit</b>	<b>ip</b>	<b>h</b>	<b>r</b>	<b>er</b>	<b>bb</b>	<b>so</b>
Verlander (W)	7.0	3	1	1	4	11
Benoit	1.0	1	0	0	0	1
Valverde (S)	1.0	0	0	0	0	2

**HBP** – Young (by Parker).  
**T** – 2:56. **A** – 43,323.  
**Umpires** – Reynolds, Wegner, DeMuth, Cooper, Bell, Barry

Oakland	ab	r	h	bi	Detroit	ab	r	h	bi
Crisp cf	5	0	1	0	Jackson cf	3	0	0	0
Drew ss	5	0	1	0	Infante 2b	4	0	0	0
Céspedes lf	5	1	2	1	Cabrera 3b	4	0	1	0
Moss 1b	3	0	1	0	Fielder 1b	4	0	0	0
Reddick rf	4	1	1	1	Young dh	3	0	1	0
Donaldson 3b	3	0	1	0	Peralta ss	2	0	2	0
Smith dh	2	1	0	0	Dirks lf	3	0	0	0
Kottaras c	2	0	0	0	Garcia rf	3	0	0	0
Norris ph-c	1	0	0	0	Laird c	3	0	0	0
Pennington 2b	3	1	2	1	<b>Totals</b>	<b>29</b>	<b>0</b>	<b>4</b>	<b>0</b>
<b>Totals</b>	<b>33</b>	<b>4</b>	<b>9</b>	<b>3</b>					

Detroit	ab	r	h	bi	Oakland	ab	r	h	bi		
Jackson cf	5	1	1	0	Crisp cf	4	1	1	0		
Infante 2b	5	2	2	0	Drew ss	2	0	0	0		
Cabrera 3b	5	1	3	0	Céspedes lf	4	0	1	1		
Fielder 1b	4	0	1	0	Moss 1b	3	0	0	0		
Young dh	4	0	1	1	Reddick rf	3	0	0	0		
Kelly pr-dh	0	1	0	1	Donaldson 3b	3	0	2	0		
Peralta ss	4	0	2	0	Smith dh	3	1	1	1		
Worth pr-ss	0	0	0	0	Norris c	3	0	0	0		
Dirks lf-rf	3	0	1	0	Pennington 2b	2	0	0	0		
Garcia rf	2	0	0	0	<b>Totals</b>	<b>27</b>	<b>2</b>	<b>5</b>	<b>2</b>		
Berry ph-lf	1	0	0	0	Detroit	000	000	000	0	4	0
Laird c	2	0	0	0	Oakland	100	010	00x	2	5	0
Avila ph-c	1	0	0	0							
<b>Totals</b>	<b>36</b>	<b>5</b>	<b>11</b>	<b>2</b>							

**DP** – Detroit 1, Oakland 2. **LOB** – Detroit 4, Oakland 4. **HR** – Smith. **CS** – Norris.

two outs when winning run scored  
Oakland 001 000 120 4 9 1  
Detroit 001 000 211 5 11 0

E – Crisp. **DP** – Detroit 1. **LOB** – Oakland 8, Detroit 10. **2B** – Cabrera 2. **HR** – Reddick. **SB** – Céspedes 2. **SH** – Kottaras, Dirks. **SF** – Kelly.

Oakland	ip	h	r	er	bb	so
Milone	6.0	5	1	1	1	6
Doolittle	1.0	2	2	0	0	2
Cook	1.0	2	1	1	0	2
Balfour (L)	0.2	2	1	1	1	1
<b>Detroit</b>	<b>ip</b>	<b>h</b>	<b>r</b>	<b>er</b>	<b>bb</b>	<b>so</b>
Fister	7.0	6	2	2	2	8
Benoit	1.0	2	2	2	0	0
Coke	0.2	1	0	0	1	1
Albuquerque (W)	0.1	0	0	0	0	0

**HBP** – Moss (by Fister), Smith (by Fister), Laird (by Milone). **WP** – Milone, Cook, Benoit.  
**T** – 3:28. **A** – 40,684.  
**Umpires** – Wegner, DeMuth, Cooper, Bell, Barry, Reynolds.

Detroit	ip	h	r	er	bb	so
Sanchez (L)	6.1	5	2	2	2	3
Dotel	0.2	0	0	0	0	1
Coke	0.2	0	0	0	1	0
Porcello	0.1	0	0	0	0	0
<b>Oakland</b>	<b>ip</b>	<b>h</b>	<b>r</b>	<b>er</b>	<b>bb</b>	<b>so</b>
Anderson (W)	6.0	2	0	0	2	6
Cook	1.0	1	0	0	0	1
Doolittle	1.0	0	0	0	0	3
Balfour (S)	1.0	1	0	0	0	1

**T** – 2:33. **A** – 37,090.  
**Umpires** – DeMuth, Cooper, Bell, Barry, Reynolds, Wegner.

**Game 4 — October 10**  
Oakland 4, Detroit 3

**Game 5 — October 11**  
Detroit 6, Oakland 0

Detroit	ab	r	h	bi
Jackson cf	3	0	1	1
Berry lf	3	0	0	0
Garcia ph-rf	1	0	1	1
Cabrera 3b	4	0	1	0
Fielder 1b	4	1	2	1
Young dh	4	0	1	0
Dirks rf-lf	4	0	2	0
Peralta ss	4	0	0	0
Avila c	4	1	1	0
Infante 2b	2	1	1	0
<b>Totals</b>	<b>33</b>	<b>3</b>	<b>10</b>	<b>3</b>

Detroit	ab	r	h	bi
Jackson cf	5	2	2	2
Berry lf	3	1	1	0
Garcia rf	0	0	0	0
Cabrera 3b	4	0	0	1
Fielder 1b	5	0	1	1
Young dh	4	0	1	1
Dirks rf-lf	4	0	1	0
Peralta ss	4	1	1	0
Avila c	4	0	0	0
Infante 2b	3	2	2	0
<b>Totals</b>	<b>36</b>	<b>6</b>	<b>9</b>	<b>5</b>

Oakland	ab	r	h	bi
Crisp cf	5	1	1	1
Drew ss	4	0	2	1
Céspedes lf	3	0	1	0
Moss 1b	3	0	0	0
Reddick rf	4	1	1	0
Donaldson 3b	4	1	1	0
Smith dh	3	1	1	2
Norris c	3	0	1	0
Kottaras ph	1	0	0	0
Pennington 2b	4	0	0	0
<b>Totals</b>	<b>34</b>	<b>4</b>	<b>8</b>	<b>4</b>

Oakland	ab	r	h	bi
Crisp cf	4	0	0	0
Drew ss	4	0	0	0
Céspedes lf	4	0	1	0
Smith dh	4	0	0	0
Reddick rf	3	0	0	0
Donaldson 3b	3	0	1	0
Moss 1b	2	0	1	0
Norris c	2	0	0	0
Gomes ph	1	0	0	0
Kottaras c	0	0	0	0
Pennington 2b	3	0	1	0
<b>Totals</b>	<b>30</b>	<b>0</b>	<b>4</b>	<b>0</b>

two outs when winning run scored

Detroit	001	100	010	3	10	1
Oakland	000	001	003	4	8	0

Detroit	002	000	400	6	9	0
Oakland	000	000	000	0	4	1

E – Fielder. **DP** – Oakland 2. **LOB** – Detroit 5, Oakland 7. **2B** – Dirks, Avila, Drew, Donaldson, Smith. **HR** – Fielder. **SH** – Jackson, Infante.

E – Drew. **LOB** – Detroit 7, Oakland 4. **2B** – Jackson, Berry, Céspedes. **SB** – Dirks, Peralta, Infante. **SH** – Berry.

Detroit	ip	h	r	er	bb	so
Scherzer	5.1	3	1	0	1	8
Dotel	0.1	0	0	0	1	1
Coke	0.1	0	0	0	0	0
Albuquerque	1.0	0	0	0	0	1
Benoit	1.0	1	0	0	1	1
Valverde (L)	0.2	4	3	3	0	1
Oakland	ip	h	r	er	bb	so
Griffin	5.0	7	2	2	0	1
Blevins	2.0	0	0	0	0	0
Doolittle	0.2	3	1	1	0	0
Cook (W)	1.1	0	0	0	0	1

Detroit	ip	h	r	er	bb	so
Verlander (W)	9.0	4	0	0	1	11
Oakland	ip	h	r	er	bb	so
Parker (L)	6.1	7	4	4	1	6
Cook	0.0	1	2	2	1	0
Blevins	0.2	1	0	0	0	0
Scribner	2.0	0	0	0	0	3

Cook pitched to three batters in the 7th  
**HBP** – Cabrera (by Cook). **WP** – Parker 2.  
**T** – 2:56. **A** – 36,393.  
**Umpires** – Bell, Barry, Reynolds, Wegner, DeMuth, Cooper.

Griffin pitched to one batter in the 6th.

**WP** – Scherzer.  
**T** – 3:21. **A** – 36,385.  
**Umpires** – Cooper, Bell, Barry, Reynolds, Wegner, DeMuth.

## 2013 ALDS

The A's face Detroit in the ALDS for the second consecutive year and lose three games to two for the second consecutive year. Oakland won two of the first three games but then lost two straight to fall to 1-12 in potential clinch games since 2000, including 0-6 in Game 5's. The A's pitching staff compiled a 3.48 ERA and held the Tigers to a .235 batting average, but the offense hit just .217 and struck out 57 times in the five games. Yoanis Céspedes hit safely in all five games and Coco Crisp batted .389.

The A's lose Game 1 in Oakland, 3-2. Bartolo Colón allows three runs in the first inning but those were the only runs he would allow in six innings of work. Max Scherzer blanks the A's on one hit over the first six innings before Céspedes hits a two-run home run in the seventh for the A's only runs of the game. Oakland evens the series at 1-1 when Sonny Gray and Grant Balfour combine on a four-hit, 1-0 shutout in Game 2. Gray tosses eight innings and allows all four of the hits. Justin Verlander tosses seven shutout innings for the Tigers before Stephen Vogt wins the game with a walk-off RBI single off Rick Porcello in the bottom of the ninth. The series moves to Detroit for Game 3, which the A's win, 6-3. Jarrod Parker has a 3-0 lead when he allows three runs in the bottom of the fourth, but the A's take the lead for good when Brandon Moss homers with one out in the fifth. Josh Reddick and Seth Smith also homer in the game. The A's lose Game 4 by an 8-6 margin. Dan Straily had a 3-0 lead before allowing a three-run home run to Jhonny Peralta in the bottom of the fifth. Coco Crisp delivered a RBI single in the seventh to give the A's a 4-3 lead but Sean Doolittle allowed two runs in the bottom of the inning for the blown save. The A's load the bases with no outs in the eighth but are unable to score and the Tigers score three times in the bottom of the eighth to put the game away. The series concludes in Oakland when Verlander and Joaquin Benoit combine on a three-hit shutout in a 3-0 A's loss. Sonny Gray makes his second start of the series and allows three runs in five innings for the loss.

### FINAL STATISTICS

PLAYER	AVG	G	AB	R	H	TB	2B	3B	HR	RBI	SH	SF	HP	BB	IBB	SO	SB	CS	DP	E	SLG	OBP
Barton,D	.000	2	3	0	0	0	0	0	0	0	0	0	0	0	0	3	0	0	0	0	.000	.000
Callaspo,A	.167	4	6	0	1	2	1	0	0	0	0	0	0	0	0	1	0	0	0	0	.333	.167
Céspedes,Y	.381	5	21	3	8	14	1	1	1	4	0	0	1	0	0	4	0	0	0	1	.667	.409
Crisp,C	.389	5	18	4	7	11	2	1	0	2	0	1	0	3	0	2	1	0	0	0	.611	.455
Donaldson,J	.143	5	21	0	3	3	0	0	0	0	0	0	0	1	0	8	0	0	0	0	.143	.182
Lowrie,J	.150	5	20	2	3	7	1	0	1	3	0	0	0	2	0	7	0	0	1	0	.350	.227
Moss,B	.111	5	18	2	2	5	0	0	1	1	0	0	0	3	0	13	0	0	0	0	.278	.238
Norris,D	.000	1	1	0	0	0	0	0	0	0	0	0	0	0	0	1	0	0	0	0	.000	.000
Reddick,J	.235	5	17	1	4	8	1	0	1	1	0	0	0	2	1	5	0	0	0	0	.471	.316
Smith,S	.313	4	16	1	5	8	0	0	1	2	0	0	0	1	1	5	0	0	0	0	.500	.353
Sogard,E	.000	4	9	0	0	0	0	0	0	0	1	0	0	1	0	1	0	0	0	0	.000	.100
Vogt,S	.188	5	16	2	3	5	0	1	0	1	0	0	0	1	0	7	0	0	0	0	.313	.235
<b>Totals</b>	<b>.217</b>	<b>5</b>	<b>166</b>	<b>15</b>	<b>36</b>	<b>63</b>	<b>6</b>	<b>3</b>	<b>5</b>	<b>14</b>	<b>1</b>	<b>1</b>	<b>1</b>	<b>14</b>	<b>2</b>	<b>57</b>	<b>1</b>	<b>0</b>	<b>1</b>	<b>1</b>	<b>.380</b>	<b>.280</b>

PITCHER	W	L	ERA	G	GS	CG	GF	SHO	SV	IP	H	R	ER	HR	HB	BB	IBB	SO	WP	BK	AVG
Anderson,B	0	0	27.00	1	0	0	1	0	0	0.1	1	1	1	0	0	1	0	1	1	0	.500
Balfour,G	1	0	0.00	3	0	0	3	0	1	3.0	0	0	0	0	0	1	0	3	0	0	.000
Colón,B	0	1	4.50	1	1	0	0	0	0	6.0	10	3	3	0	1	0	0	4	0	0	.400
Cook,R	0	0	27.00	1	0	0	0	0	0.2	1	2	2	0	0	0	1	0	1	0	0	.333
Doolittle,S	0	1	4.15	4	0	0	1	0	0	4.1	3	2	2	1	0	2	0	6	0	0	.176
Gray,S	0	1	2.08	2	2	0	0	0	0	13.0	10	3	3	1	0	6	1	12	0	0	.217
Otero,D	0	0	0.00	4	0	0	0	0	0	5.2	4	0	0	0	0	0	0	2	0	0	.200
Parker,J	1	0	5.40	1	1	0	0	0	0	5.0	5	3	3	0	0	1	0	1	0	0	.263
Straily,D	0	0	4.50	1	1	0	0	0	0	6.0	4	3	3	1	1	0	0	8	0	0	.190
<b>Totals</b>	<b>2</b>	<b>3</b>	<b>3.48</b>	<b>5</b>	<b>5</b>	<b>0</b>	<b>5</b>	<b>1</b>	<b>1</b>	<b>44.0</b>	<b>38</b>	<b>17</b>	<b>17</b>	<b>3</b>	<b>2</b>	<b>13</b>	<b>1</b>	<b>38</b>	<b>1</b>	<b>0</b>	<b>.235</b>

**Game 1 — October 4**  
**Detroit 3, Oakland 2**

**Game 2 — October 5**  
**Oakland 1, Detroit 0**

**Game 3 — October 7**  
**Oakland 6, Detroit 3**

Detroit	ab	r	h	bi
Jackson cf	4	1	1	0
Hunter rf	3	1	1	0
Cabrera 3b	4	0	1	1
Santiago 3b	0	0	0	0
Felder 1b	4	0	1	0
Martinez dh	4	1	2	0
Avila c	4	0	2	1
Infante 2b	4	0	2	0
Dirks lf	3	0	0	0
Peralta ph	1	0	0	0
Kelly lf	0	0	0	0
Iglesias ss	4	0	0	0
<b>Totals</b>	<b>35</b>	<b>3</b>	<b>10</b>	<b>2</b>

Oakland	ab	r	h	bi
Crisp cf	1	0	0	0
Lowrie ss	4	0	0	0
Donaldson 3b	4	0	0	0
Moss dh	4	1	1	0
Cespedes lf	4	1	2	2
Reddick rf	4	0	0	0
Vogt c	3	0	0	0
Barton 1b	3	0	0	0
Sogard 2b	2	0	0	0
Callaspo ph-2b	1	0	0	0
<b>Totals</b>	<b>30</b>	<b>2</b>	<b>3</b>	<b>2</b>

Detroit	300	000	000	3	10	0
Oakland	000	000	200	2	3	1

**E** – Cespedes. **DP** – Oakland 1. **LOB** – Detroit 6, Oakland 4. **2B** – Jackson, Martinez. **3B** – Cespedes. **HR** – Cespedes. **CS** – Hunter.

Detroit	ip	h	r	er	bb	so
Scherzer (W)	7.0	3	2	2	2	11
Smyly	0.2	0	0	0	1	2
Benoit (S)	1.1	0	0	0	0	3
<b>Oakland</b>	<b>ip</b>	<b>h</b>	<b>r</b>	<b>er</b>	<b>bb</b>	<b>so</b>
Colon (L)	6.0	10	3	3	0	4
Otero	1.1	0	0	0	0	0
Doolittle	1.2	0	0	0	0	3

**HBP** – Hunter (by Colon). **WP** – Scherzer. **T** – 3:24. **A** – 48,401.  
**Umpires** – Wegner, Bucknor, Darling, Reynolds, Hallion, DiMuro.

Detroit	ab	r	h	bi
Jackson cf	4	0	0	0
Hunter rf	4	0	0	0
Cabrera 3b	4	0	1	0
Felder 1b	4	0	0	0
Martinez dh	4	0	0	0
Avila c	2	0	0	0
Infante 2b	2	0	0	0
Kelly lf	3	0	2	0
Iglesias ss	2	0	1	0
<b>Totals</b>	<b>29</b>	<b>0</b>	<b>4</b>	<b>0</b>

Oakland	ab	r	h	bi
Crisp cf	4	0	0	0
Lowrie ss	3	0	0	0
Donaldson 3b	4	0	1	0
Moss 1b	3	0	0	0
Cespedes lf	4	1	2	0
Smith dh	4	0	2	0
Reddick rf	3	0	1	0
Vogt c	4	0	1	1
Sogard 2b	2	0	0	0
Callaspo ph-2b	1	0	1	0
<b>Totals</b>	<b>32</b>	<b>1</b>	<b>8</b>	<b>1</b>

Detroit	000	000	000	0	4	0
Oakland	000	000	001	1	8	0

no outs when winning run scored

**DP** – Oakland 1. **LOB** – Detroit 5, Oakland 10. **2B** – Callaspo. **CS** – Iglesias. **SH** – Iglesias.

Detroit	ip	h	r	er	bb	so
Verlander	7.0	4	0	0	1	11
Smyly	0.1	1	0	0	1	0
Albuquerque (L)	0.2	2	1	1	1	2
Porcello	0.0	1	0	0	0	0
<b>Oakland</b>	<b>ip</b>	<b>h</b>	<b>r</b>	<b>er</b>	<b>bb</b>	<b>so</b>
Gray	8.0	4	0	0	2	9
Balfour (W)	1.0	0	0	0	0	0

Albuquerque pitched to three batters in the 9th; Porcello pitched to one batter in the ninth.

**T** – 3:23. **A** – 48,292.  
**Umpires** – Bucknor, Darling, Reynolds, Hallion, DiMuro, Wegner.

Oakland	ab	r	h	bi
Crisp cf	4	1	3	1
Donaldson 3b	4	0	1	0
Lowrie ss	5	0	0	0
Moss 1b	4	1	1	1
Barton 1b	0	0	0	0
Cespedes lf	5	1	1	0
Smith dh	4	1	2	2
Reddick rf	4	1	1	1
Vogt c	2	1	1	0
Norris ph-c	1	0	0	0
Sogard 2b	4	0	0	0
<b>Totals</b>	<b>37</b>	<b>6</b>	<b>10</b>	<b>5</b>

Detroit	ab	r	h	bi
Jackson cf	3	0	0	0
Hunter rf	3	1	1	0
Cabrera 3b	4	0	1	0
Felder 1b	4	1	2	0
Martinez dh	4	1	1	1
Peralta lf	4	0	1	2
Avila c	3	0	0	0
Infante 2b	4	0	1	0
Iglesias ss	3	0	0	0
<b>Totals</b>	<b>32</b>	<b>3</b>	<b>7</b>	<b>3</b>

Oakland	001	230	000	6	10	0
Detroit	000	300	000	3	7	1

**E** – Cabrera. **DP** – Oakland 2. **LOB** – Oakland 8, Detroit 5. **2B** – Crisp 2, Martinez. **3B** – Vogt. **HR** – Moss, Smith, Reddick. **SB** – Crisp. **SF** – Crisp.

Oakland	ip	h	r	er	bb	so
Parker (W)	5.0	5	3	3	1	1
Otero	2.0	2	0	0	0	1
Doolittle	1.0	0	0	0	0	1
Balfour (S)	1.0	0	0	0	1	1
<b>Detroit</b>	<b>ip</b>	<b>h</b>	<b>r</b>	<b>er</b>	<b>bb</b>	<b>so</b>
Sanchez (L)	4.1	8	6	5	2	6
Alvarez	3.0	0	0	0	1	3
Veras	1.2	2	0	0	0	3

**T** – 3:32. **A** – 43,973.  
**Umpires** – Darling, Reynolds, Hallion, DiMuro, Wegner, Bucknor.

**Game 4 — October 8**  
**Detroit 8, Oakland 6**

**Game 5 — October 10**  
**Detroit 3, Oakland 0**

Oakland	ab	r	h	bi	Detroit	ab	r	h	bi
Crisp cf	5	3	4	1	Jackson cf	5	0	0	0
Donaldson 3b	5	0	1	0	Hunter rf	5	1	1	0
Lowrie ss	4	2	2	3	Cabrera 3b	4	1	1	2
Moss 1b	4	0	0	0	Iglesias ss	0	0	0	0
Cespedes lf	5	0	2	2	Fielder 1b	3	0	1	0
Smith dh	4	0	1	0	Martinez dh	4	1	3	0
Reddick rf	4	0	1	0	Peralta ss	4	0	2	0
Vogt c	4	1	1	0	Santiago 3b	0	0	0	0
Sogard 2b	1	0	0	0	Avila c	3	0	0	0
Callaspo ph-2b	1	0	0	0	Infante 2b	4	0	0	1
<b>Totals</b>	<b>37</b>	<b>6</b>	<b>12</b>	<b>6</b>	Kelly lf	2	0	0	0
					<b>Totals</b>	<b>34</b>	<b>3</b>	<b>8</b>	<b>3</b>

Detroit	ab	r	h	bi	Oakland	ab	r	h	bi
Jackson cf	4	0	1	1	Crisp cf	4	0	0	0
Hunter rf	4	0	0	0	Donaldson 3b	4	0	0	0
Cabrera 3b	4	0	1	0	Lowrie ss	4	0	1	0
Santiago 3b	0	0	0	0	Cespedes lf	3	0	1	0
Fielder 1b	3	1	1	0	Smith dh	4	0	0	0
Martinez dh	4	2	3	1	Moss 1b	3	0	0	0
Perez, pr-dh	0	1	0	0	Callaspo 2b	3	0	0	0
Peralta lf	3	1	2	3	Reddick rf	2	0	1	0
Dirks pr-lf	0	2	0	0	Vogt c	3	0	0	0
Avila c	3	1	0	0	<b>Totals</b>	<b>30</b>	<b>0</b>	<b>3</b>	<b>0</b>
Infante 2b	4	0	1	2					
Iglesias ss	3	0	0	0					
<b>Totals</b>	<b>32</b>	<b>8</b>	<b>9</b>	<b>7</b>	Detroit	000	201	000	3 8 0
					Oakland	000	000	000	0 3 0

Oakland	100	020	102	6	12	0
Detroit	000	030	23x	8	9	0

**DP** – Oakland 1, Detroit 1. **LOB** – Oakland 9, Detroit 4. **2B** – Cespedes, Reddick, Peralta, Infante. **3B** – Crisp. **HR** – Lowrie, Martinez, Peralta. **SH** – Sogard.

Oakland	ip	h	r	er	bb	so
Straily	6.0	4	3	3	0	8
Doolittle (L)	0.2	3	2	2	1	1
Otero	0.1	0	0	0	0	1
Cook	0.2	1	2	2	1	1
Anderson	0.1	1	1	1	1	1
Detroit	ip	h	r	er	bb	so
Fister	6.0	7	3	3	1	1
Scherzer (W)	2.0	3	1	1	2	2
Benoit	1.0	2	2	2	1	2

**HBP** – Fielder (by Straily). **WP** – Anderson, Fister.  
**T** – 3:25. **A** – 43,958.  
**Umpires** – Reynolds, Hallion, DiMuro, Wegner, Bucknor, Darling.

**DP** – Oakland 1. **LOB** – Detroit 9, Oakland 5. **2B** – Lowrie. **HR** – Cabrera. **CS** – Fielder.

Detroit	ip	h	r	er	bb	so
Verlander (W)	8.0	2	0	0	1	10
Benoit (S)	1.0	1	0	0	0	1
Oakland	ip	h	r	er	bb	so
Gray (L)	5.0	6	3	3	4	3
Otero	2.0	2	0	0	1	0
Doolittle	1.0	0	0	0	0	1
Balfour	1.0	0	0	0	0	2

Gray pitched to two batters in the sixth.  
**HBP** – Cespedes (by Benoit).  
**T** – 3:20. **A** – 46,959.  
**Umpires** – Hallion, DiMuro, Wegner, Bucknor, Darling, Reynolds.



# 2014 ALWC

The A's travel to Kansas City in their first appearance in the American League Wild Card one-game playoff and lose to the Royals in 12 innings by a score of 9-8. Brandon Moss hits a two-run home run in the first inning and a three-run home run in the A's five-run sixth inning to set an Athletics postseason record with five RBI. The A's take a 7-3 lead into the eighth inning, but the Royals score three times off Jon Lester to pull to within one. Sean Doolittle allows a run in the ninth for the blown save but Alberto Callaspo has a pinch hit RBI single in the 12th to give the A's the lead. The bullpen then allows two runs in the bottom of the 12th, capped by a two-out RBI single by Salvador Perez. The Royals steal seven bases, including six over the final four innings.

## FINAL STATISTICS

PLAYER	AVG	G	AB	R	H	TB	2B	3B	HR	RBI	SH	SF	HP	BB	IBB	SO	SB	CS	DP	E	SLG	OBP
Callaspo	1.000	1	1	0	1	1	0	0	0	1	0	0	0	0	0	0	0	0	0	0	1.000	1.000
Crisp	.333	1	6	1	2	2	0	0	0	1	0	0	0	0	0	3	0	0	0	0	.333	.333
Donaldson	.400	1	5	1	2	2	0	0	0	0	0	0	0	1	0	2	0	0	0	0	.400	.500
Freiman	.000	1	1	0	0	0	0	0	0	0	0	0	0	0	0	0	0	0	0	0	.000	.000
Fuld	.400	1	5	1	2	2	0	0	0	0	0	0	0	1	0	1	0	0	0	0	.400	.500
Gomes	.000	1	0	0	0	0	0	0	0	0	0	0	0	0	0	0	0	0	0	0	.000	.000
Lowrie	.000	1	5	0	0	0	0	0	0	0	1	0	0	0	0	0	0	0	0	0	.000	.000
Moss	.400	1	5	2	2	8	0	0	2	5	0	0	0	1	1	2	0	0	0	0	1.600	.500
Norris	.200	1	5	1	1	1	0	0	0	1	0	0	0	0	0	2	0	0	0	0	.200	.200
Punto	.000	1	2	0	0	0	0	0	0	0	0	0	0	0	0	1	0	0	0	0	.000	.000
Reddick	.500	1	4	2	2	2	0	0	0	0	0	0	0	2	0	0	0	0	0	0	.500	.667
Sogard	.250	1	4	0	1	1	0	0	0	0	0	0	0	0	0	2	0	0	0	0	.250	.250
Soto	.000	1	1	0	0	0	0	0	0	0	0	0	0	0	0	1	0	0	0	0	.000	.000
Vogt	.000	1	3	0	0	0	0	0	0	0	0	0	0	1	0	1	0	0	0	0	.000	.250
<b>Totals</b>	<b>.277</b>	<b>1</b>	<b>47</b>	<b>8</b>	<b>13</b>	<b>19</b>	<b>0</b>	<b>0</b>	<b>2</b>	<b>8</b>	<b>1</b>	<b>0</b>	<b>0</b>	<b>6</b>	<b>1</b>	<b>15</b>	<b>0</b>	<b>0</b>	<b>0</b>	<b>0</b>	<b>.404</b>	<b>.358</b>

PITCHER	W	L	ERA	G	GS	CG	GF	SHO	SV	IP	H	R	ER	HR	HB	BB	IBB	SO	WP	BK	AVG
Abad	0	0	0.00	1	0	0	0	0	0	0.1	0	0	0	0	0	0	0	0	0	0	.000
Doolittle	0	0	4.50	1	0	0	0	0	0	2.0	2	1	1	0	0	0	0	0	0	0	.400
Gregerson	0	0	0.00	1	0	0	0	0	0	0.2	1	0	0	0	0	1	0	2	1	0	.333
Hammel	0	0	---	1	0	0	1	0	0	0.0	1	0	0	0	0	0	0	0	0	0	0.000
Lester	0	0	7.36	1	1	0	0	0	0	7.1	8	6	6	0	2	0	5	0	0	0	.286
Otero	0	1	13.50	1	0	0	0	0	0	1.1	3	2	2	0	0	0	0	1	0	0	.500
<b>Totals</b>	<b>0</b>	<b>1</b>	<b>6.94</b>	<b>1</b>	<b>1</b>	<b>0</b>	<b>1</b>	<b>0</b>	<b>0</b>	<b>11.2</b>	<b>15</b>	<b>9</b>	<b>9</b>	<b>0</b>	<b>0</b>	<b>3</b>	<b>0</b>	<b>8</b>	<b>1</b>	<b>0</b>	<b>.341</b>

September 30  
 Kansas City 9, Oakland 8 (12)

Oakland	ab	r	h	bi	Oakland	ip	h	r	er	bb	so
Crisp cf	6	1	2	1	Lester	7.1	8	6	6	2	5
Gomes lf	0	0	0	0	Gregerson	0.2	1	0	0	1	2
Fuld lf-cf	5	1	2	0	Doolittle	2.0	2	1	1	0	0
Donaldson 3b	5	1	2	0	Otero (L)	1.1	3	2	2	0	1
Moss dh	5	2	2	5	Abad	0.1	0	0	0	0	0
Reddick rf	4	2	2	0	Hammel	0.0	1	0	0	0	0
Lowrie ss	5	0	0	0	<b>Kansas City</b>	<b>ip</b>	<b>h</b>	<b>r</b>	<b>er</b>	<b>bb</b>	<b>so</b>
Vogt 1b	3	0	0	0	Shields	5.0	5	4	4	2	6
Freiman ph-1b	1	0	0	0	Ventura	0.1	2	2	2	0	0
Callaspo ph-1b	1	0	1	1	Herrera	1.2	4	1	1	0	3
Soto c	1	0	0	0	Davis	1.0	0	0	0	0	1
Norris c	5	1	1	1	Holland	1.0	0	0	0	3	1
Sogard 2b	4	0	1	0	Finnegan	2.1	1	1	1	1	3
Punto ph-2b	2	0	0	0	Frasor (W)	0.2	1	0	0	0	1
<b>Totals</b>	<b>47</b>	<b>8</b>	<b>13</b>	<b>8</b>							

**WP** – Gregerson, Ventura, Frasor. **PB** – Perez.

**T** – 4:45. **A** – 40,502.

**Umpires** – Miller, Davis, lassogna, Welke, Hoye, Tichenor.

<b>Kansas City</b>	<b>ab</b>	<b>r</b>	<b>h</b>	<b>bi</b>
Escobar ss	4	1	2	0
Aoki rf	4	1	0	1
Nix 3b	1	0	0	0
Cain cf-rf	6	2	2	2
Hosmer 1b	4	2	3	1
Butler dh	4	0	2	2
Gore pr-dh	0	0	0	0
Colon ph-dh	1	1	1	1
Gordon lf	5	0	0	0
Perez c	6	0	1	1
Infante 2b	5	0	2	0
Moustakas 3b	3	1	1	0
Willingham ph	1	0	1	0
Dyson pr-cf	0	1	0	0
<b>Totals</b>	<b>44</b>	<b>9</b>	<b>15</b>	<b>8</b>

Oakland 200 005 000 001 813 0  
 Kansas City 102 000 031 002 915 0  
 two outs when winning run scored

**DP** – Kansas City 1. **LOB** – Oakland 10, Kansas City 8. **2B** – Cain. **3B** – Hosmer.  
**HR** – Moss 2. **SB** – Escobar, Aoki, Cain, Gore, Colon, Gordon, Dyson **CS** – Hosmer. **SH** – Lowrie, Esobar 2, Colon, Dyson. **SF** – Aoki.

## 2016 ALWC

The A's face New York in the American League Wild Card game and lose at Yankee Stadium by a score of 7-2. Liam Hendriks is the A's "opener" and allows a two-run home run to Aaron Judge in the bottom of the first inning for the loss. Lou Trivino comes on to pitch the second inning and tosses 3.0 scoreless innings, allowing just one hit and walking one. Shawn Kelley pitches a scoreless fifth to keep the A's close but New York scores four times in the sixth inning off Fernando Rodney and Blake Treinen to put the game away. Khris Davis hits a two-run home run in the eighth to account for the A's scoring. Oakland is held to five hits by five Yankees pitchers, but also draws five walks and leaves nine runners on base.

### FINAL STATISTICS

PLAYER	AVG	G	AB	R	H	TB	2B	3B	HR	RBI	SH	SF	HP	BB	IBB	SO	SB	CS	DP	E	SLG	OBP
Canha,M	.000	1	1	0	0	0	0	0	0	0	0	0	0	0	0	1	0	0	0	0	.000	.000
Chapman,M	.200	1	5	0	1	1	0	0	0	0	0	0	0	0	0	0	0	0	0	0	.200	.200
Davis,K	.250	1	4	1	1	4	0	0	1	2	0	0	0	0	0	2	0	0	0	1	.250	.000
Laureano,R	.000	1	3	0	0	0	0	0	0	0	0	0	0	1	0	2	0	0	0	0	.000	.250
Lowrie,J	.000	1	4	1	0	0	0	0	0	0	0	0	0	0	0	1	0	0	0	0	.000	.000
Lucroy,J	.250	1	4	0	1	1	0	0	0	0	0	0	0	0	0	2	0	0	0	0	.250	.250
Martini,N	.250	1	4	0	1	1	0	0	0	0	0	0	0	0	0	2	0	0	0	0	.250	.250
Olson,M	.000	1	2	0	0	0	0	0	0	0	0	0	0	2	0	0	0	0	0	0	.000	.500
Piscotty,S	.000	1	3	0	0	0	0	0	0	0	0	0	0	1	0	2	0	0	0	0	.000	.250
Semien,M	.333	1	3	0	1	1	0	0	0	0	0	0	0	1	0	1	0	0	0	0	.333	.500
<b>Totals</b>	<b>.152</b>	<b>1</b>	<b>33</b>	<b>2</b>	<b>5</b>	<b>8</b>	<b>0</b>	<b>0</b>	<b>1</b>	<b>2</b>	<b>0</b>	<b>0</b>	<b>0</b>	<b>5</b>	<b>0</b>	<b>13</b>	<b>0</b>	<b>0</b>	<b>0</b>	<b>0</b>	<b>.242</b>	<b>.263</b>

PITCHER	W	L	ERA	G	GS	CG	GF	SHO	SV	IP	H	R	ER	HR	HB	BB	IBB	SO	WP	BK	AVG
Familia,J	0	0	0.00	1	0	0	1	0	0	1.0	0	0	0	0	0	0	0	1	0	0	.000
Hendriks,L	0	1	18.00	1	1	0	0	0	0	1.0	1	2	2	1	0	1	0	1	0	0	.250
Kelley,S	0	0	0.00	1	0	0	0	0	0	1.0	1	0	0	0	0	0	0	0	0	0	.250
Rodney,F	0	0	INF	1	0	0	0	0	0	0.0	2	2	2	0	0	0	0	0	1	0	1.000
Treinen,B	0	0	13.50	1	0	0	0	0	0	2.0	2	3	3	1	0	2	0	0	0	0	.286
+Trivino,L	0	0	0.00	1	0	0	0	0	0	3.0	1	0	0	0	0	1	0	4	0	0	.111
<b>Totas</b>	<b>0</b>	<b>1</b>	<b>7.88</b>	<b>1</b>	<b>1</b>	<b>0</b>	<b>1</b>	<b>0</b>	<b>0</b>	<b>8.0</b>	<b>7</b>	<b>7</b>	<b>7</b>	<b>2</b>	<b>0</b>	<b>4</b>	<b>0</b>	<b>6</b>	<b>1</b>	<b>0</b>	<b>.241</b>

October 3  
New York 7, Oakland 2

Oakland	ab	r	h	bi
Martini lf	4	0	1	0
Canha ph	1	0	0	0
Chapman 3b	5	0	1	0
Lowrie 2b	4	1	0	0
Davis dh	4	1	1	2
Olson 1b	2	0	0	0
Piscotty rf	3	0	0	0
Laureano cf	3	0	0	0
Semien ss	3	0	1	0
Lucroy c	4	0	1	0
<b>Totals</b>	<b>33</b>	<b>2</b>	<b>5</b>	<b>2</b>

New York	ab	r	h	bi
McCutchen lf	3	1	0	0
Gardner lf	0	0	0	0
Judge rf	3	2	2	2
Hicks cf	4	1	1	1
Stanton dh	3	2	1	1
Voit 1b	4	1	1	2
Walker 1b	0	0	0	0
Gregorius ss	3	0	1	1
Andujar 3b	1	0	1	0
Hechavarria 3b	2	0	0	0
Sanchez c	3	0	0	0
Torres 2b	3	0	0	0
<b>Totals</b>	<b>29</b>	<b>7</b>	<b>7</b>	<b>7</b>

Oakland	000	000	020	2	5	0
New York	200	004	01x	7	7	1

E – Andujar. DP – Oakland 1. LOB – Oakland 9, New York 3. 2B – Judge, Hicks. 3B – Voit. HR – Davis, Judge, Stanton. SB – Stanton. SF – Gregorius.

Oakland	ip	h	r	er	bb	so
Hendriks (L)	1.0	1	2	2	1	1
Trivino	3.0	1	0	0	1	4
Kelley	1.0	1	0	0	0	0
Rodney	0.0	2	2	2	0	0
Treinen	2.0	2	3	3	2	0
Familia	1.0	0	0	0	0	1
New York	ip	h	r	er	bb	so
Severino	4.0	2	0	0	4	7
Betances (W)	2.0	0	0	0	0	3
Robertson	1.0	0	0	0	0	1
Britton	1.0	2	2	2	1	0
Chapman	1.0	1	0	0	0	2

WP – Rodney.

T – 3:25. A – 49,620.

Umpires – Wolf, Gibson, Davis, Porter, Little, Hoberg.



# ATHLETICS ALL-TIME ROSTER

<b>A</b>	<b>B</b>	Bernhard, Bill.....	1901-02	Bowie, Jim.....	1994
Abad, Andy.....	Babe, Loren.....	Berroa, Geronimo.....	1994-97	Bowie, Michah.....	2002-03
Abad, Fernando.....	Babich, Johnny.....	Berry, Charlie.....	1925,	Bowles, Charlie.....	1943, 45
Abbott, Glenn.....	Babitt, Shooty.....		34-36, 38	Bowlin, Weldon.....	1967
Abbott, Kurt.....	Bacon, Eddie.....	Berry, Claude.....	1906-07	Bowman, Joe.....	1932
Aber, Al.....	Bagwell, Bill.....	Berry, Joe.....	1944-46	Bowsfield, Ted.....	1963-64
Abernathy, Tal.....	Bahnsen, Stan.....	Bertoia, Reno.....	1961	Boyd, Bob.....	1961
Accardo, Jeremy.....	Bailey, Andrew.....	Besse, Herman.....	1940-43, 46	Boyer, Clete.....	1955-57
Acosta, Merito.....	Bailey, Gene.....	Bettendorf, Jeff.....	1984	Boyer, Cloyd.....	1955
Acre, Mark.....	Baines, Harold.....	Bevan, Hal.....	1952, 55	Braden, Dallas.....	2007-11
Adams, Dick.....	Bair, Doug.....	Biasatti, Hank.....	1949	Bradford, Bill.....	1956
Adams, Mike.....	Baisley, Jeff.....	Bigbee, Lyle.....	1920	Bradford, Chad.....	2001-04
Adams, Willie.....	Baker, Bock.....	Billings, Bruce.....	2011	Bradley, Bert.....	1983
Adams, Willie.....	Baker, Dusty.....	Binks, George.....	1947-48	Bradley, Milton.....	2006-07
Adkins, Dick.....	Baker, Frank.....	Birtas, Tim.....	1985-86	Bradshaw, Dallas.....	1917
Afenir, Troy.....	Baker, Neal.....	Bishop, Bill.....	1921	Brady, Michael.....	2017
Aker, Jack.....	Baker, Scott.....	Bishop, Charlie.....	1952-55	Brancato, Al.....	1939-41, 45
Akerfelds, Darrel.....	Baker, Steve.....	Bishop, Max.....	1924-33	Branom, Dud.....	1927
Alcántara, Arismendy.....	Balfour, Grant.....	Bitker, Joe.....	1990	Brant, Marshall.....	1983
Alcántara, Raul.....	Bando, Chris.....	Black, Don.....	1943-45	Brazill, Frank.....	1921-22
Aldrete, Mike.....	Bando, Sal.....	Blackburn, Paul.....	2017-18	Breckinridge, Bill.....	1929
Alexander, Gary.....	Bankston, Everett.....	Blackley, Travis.....	2012	Breslow, Craig.....	2009-11
Alexander, Matt.....	Bankston, Wes.....	Blackwell, Ewell.....	1955	Bressler, Rube.....	1914-16
Allen, Bob.....	Barbee, Dave.....	Blaeholder, George.....	1935	Brewer, Billy.....	1997
Allen, Brandon.....	Barna, Babe.....	Blair, Buddy.....	1942	Brickley, George.....	1913
Allen, Dick.....	Barr, Scotty.....	Blair, Carson.....	2015	Briggs, John.....	1960
Allison, Dana.....	Barreto, Franklin.....	Blake, Ed.....	1957	Briscoe, John.....	1991-96
Almon, Bill.....	Barrett, Bill.....	Blanchard, Johnny.....	1965	Brissie, Lou.....	1947-51
Alonso, Yonder.....	Barrett, Dick.....	Blanco, Gil.....	1966	Brito, Tilson.....	1997
Alou, Felipe.....	Barry, Hardin.....	Blankenship, Lance.....	1988-93	Broberg, Pete.....	1978
Alou, Jesus.....	Barry, Jack.....	Blanks, Kyle.....	2014	Brooks, Aaron.....	2015, 18
Alou, Matty.....	Barthold, John.....	Blanton, Joe.....	2004-08	Brooks, Bobby.....	1969-72
Alston, Dell.....	Bartley, Bill.....	Blasingame, Don.....	1966	Brosius, Scott.....	1991-97
Alusik, George.....	Bartling, Irv.....	Blefary, Curt.....	1971-72	Brothers, Art.....	1906
Alvarez, R.J.....	Barton, Daric.....	Bleich, Jeremy.....	2018	Brown, Andrew.....	2007-08
Alyea, Brant.....	Barton, Harry.....	Blemker, Ray.....	1960	Brown, Boardwalk.....	1911-14
Ambler, Wayne.....	Bass, Norm.....	Blevins, Jerry.....	2007-13	Brown, Darrell.....	1982
Ancker, Walter.....	Bassitt, Chris.....	Blowers, Mike.....	1998	Brown, Dee.....	2007
Anderson, Brett.....	Bates, Charlie.....	Blue, Bert.....	1908	Brown, Emil.....	2008
Anderson, Bryan.....	Bates, Ray.....	Blue, Vida.....	1969-77	Brown, Jeremy.....	2006
Anderson, Dwain.....	Bathe, Bill.....	Boak, Chet.....	1960	Brown, Jim.....	1916
Anderson, Walter.....	Batista, Tony.....	Boardman, Charlie.....	1913-14	Brown, Larry.....	1971-72
Andrews, Elbert.....	Battle, Allen.....	Bocachica, Hiram.....	2005-07	Brown, Norm.....	1943, 46
Andrews, Mike.....	Batton, Chris.....	Bochte, Bruce.....	1984-86	Brown, Ollie.....	1972
Andujar, Joaquin.....	Bauer, Hank.....	Bodie, Ping.....	1917	Browne, Jerry.....	1992-93
Appier, Kevin.....	Bauer, Lou.....	Boever, Joe.....	1993	Bruce, Lou.....	1904
Applegate, Fred.....	Baumgartner, Stan.....	Bogle, Warren.....	1968	Brucker, Earle.....	1937-40, 43
Archer, Fred.....	Baxes, Mike.....	Bohen, Pat.....	1913	Brucker, Earle.....	1948
Archer, Jim.....	Baylor, Don.....	Boley, Joe.....	1927-32	Bruggy, Frank.....	1922-24
Armas, Marcos.....	Beane, Billy.....	Bollweg, Frank.....	1954-55	Brugman, Jaycob.....	2017
Armas, Tony.....	Beard, Dave.....	Bonner, Frank.....	1902	Brumley, Mike.....	1994
Armbruster, Harry.....	Becker, Rich.....	Bonser, Boof.....	2010	Brunet, George.....	1956-57,
Armstrong, George.....	Beckmann, Bill.....	Boone, Dan.....	1919		59-60
Armstrong, Howard.....	Belitz, Todd.....	Boone, Ray.....	1959	Bryan, Billy.....	1961-66
Arndt, Larry.....	Bell, Kevin.....	Bordi, Rich.....	1980-81, 88	Bryant, Derek.....	1979
Arntzen, Orie.....	Bella, Zeke.....	Bordick, Mike.....	1990-96	Buchter, Ryan.....	2018
Arroyo, Fernando.....	Bellhorn, Mark.....	Bosetti, Rick.....	1981-82	Buck, Travis.....	2007-10
Astroth, Joe.....		Bosman, Dick.....	1975-76	Budaska, Mark.....	1978, 81
Atherton, Keith.....	Bender, Chief.....	Bostick, Henry.....	1915	Bullock, Red.....	1936
Atkins, Tommy.....	Benson, Vern.....	Bournigal, Rafael.....	1996-98	Burgmeier, Tom.....	1983-84
Axford, John.....	Benton, Al.....	Bourque, Pat.....	1973-74	Burgo, Bill.....	1943-44
Azcue, Joe.....	Berger, Johnny.....	Bowen, Rob.....	2007-08	Burke, Glenn.....	1978-79
	Bernazard, Tony.....	Bowers, Cedrick.....	2010	Burnette, Wally.....	1956-58

Burns, Billy.....	2014-16	Cepeda, Orlando.....	1972	Cook, Ryan.....	2012-15	Davis, Rajai.....	2008-10, 17
Burns, Dennis.....	1923-24	Cerv, Bob.....	1957-60	Coombs, Bobby.....	1933	Davis, Storm.....	1987-89, 93
Burns, George.....	1918-20, 29	Céspedes, Yoenis.....	2012-14	Coombs, Jack.....	1906-14	Davis, Tod.....	1949, 51
Burns, Joe.....	1944-45	Cey, Ron.....	1987	Cooper, Pat.....	1946-47	Davis, Tommy.....	1970-71
Burns, Todd.....	1988-91	Chalk, Dave.....	1979	Corcoran, Art.....	1915	Dawley, Bill.....	1989
Burris, Ray.....	1984	Chant, Charlie.....	1975	Corsi, Jim.....	1988-89, 92, 95-96	Dean, Chubby.....	1936-41
Burroughs, Jeff.....	1982-84	Chapman, Fred.....	1939-41	Cosey, Ray.....	1980	Decker, Jaff.....	2017
Burrows, John.....	1943	Chapman, John.....	1924	Cotton, Jharel.....	2016-17	Dejesus, David.....	2011
Burrus, Dick.....	1919-20	Chapman, Matt.....	2017-18	Cottrell, Ensign.....	1913	Del Greco, Bobby.....	1961-63
Burtschy, Moe.....	1950-51, 54-56	Chapman, Sam.....	1938-41, 45-51	Coughtry, Marlan.....	1962	De Los Santos, Fautino.....	2011-12
Busch, Ed.....	1943-45	Charles, Ed.....	1962-67	Coulombe, Daniel.....	2015-18	Delsing, Jim.....	1960
Buschhorn, Don.....	1965	Chavarria, Ossie.....	1966-67	Courtney, Clint.....	1961	DeMaestri, Joe.....	1953-59
Bush, Joe.....	1912-17, 28	Chavez, Eric.....	1998-2010	Coveleski, Stan.....	1912	DeMars, Billy.....	1948
Butler, Billy.....	2015-16	Chavez, Jesse.....	2012-15	Covington, Wes.....	1961	Denorfia, Chris.....	2008-09
Buxton, Ralph.....	1938	Chitt, Harry.....	1958-60	Cowgill, Collin.....	2012	Derrick, Claud.....	1910-12
Byrd, Freddie.....	2005	Chitren, Steve.....	1990-91	Cox, Glenn.....	1955-58	Derry, Russ.....	1946
Byrum, Harry.....	1950, 52-53	Choice, Michael.....	2013	Cox, Jeff.....	1980-81	Desautels, Gene.....	1946
Byrnes, Eric.....	2000-05	Chouinard, Bobby.....	1996	Coyne, Toots.....	1914	DeShong, Jimmie.....	1932
Byrnes, Jim.....	1906	Christenson, Ryan.....	1998-01	Crabb, Roy.....	1912	Detwiler, Ross.....	2016
<b>C</b>		Christopher, Russ.....	1942-47	Craddock, Walt.....	1955-56, 58	Devine, Joey.....	2008, 11
Cabrera, Orlando.....	2009	Cias, Darryl.....	1983	Craig, George.....	1907	Dickson, Jim.....	1965-66
Cadaret, Greg.....	1987-89	Cicero, Joe.....	1945	Cramer, Bobby.....	2010-11	Dickson, Murry.....	1958-59
Cahill, Trevor.....	2009-11, 18	Cihocki, Ed.....	1932-33	Cramer, Doc.....	1929-35	Dietrich, Bill.....	1933-36, 47-48
Cain, Sugar.....	1932-35	Cimoli, Gino.....	1962-64	Crane, Sam.....	1914-16	Dillinger, Bob.....	1950
Calero, Kiko.....	2005-08	Ciola, Lou.....	1943	Crawford, Willie.....	1977	Dilone, Miguel.....	1978-79
Caligiuri, Fred.....	1941-42	Cipriani, Frank.....	1961	Crimian, Jack.....	1956	DiNardo, Lenny.....	2007-08
Callahan, Ben.....	1983	Cissell, Bill.....	1937	Crisp, Coco.....	2010-16	Ditmar, Art.....	1954-56, 61-62
Callaspo, Alberto.....	2013-14	Clark, Allie.....	1951-53	Cronin, Jim.....	1929	Divis, Moxie.....	1916
Callaway, Frank.....	1921-22	Clark, Doug.....	2006	Crosby, Bobby.....	2003-09	Dixon, Sonny.....	1954-55
Camacho, Ernie.....	1980	Clark, Jermaine.....	2005	Cross, Lave.....	1901-05	Dobson, Chuck.....	1966-71, 73
Cameron, Kevin.....	2009	Clark, Ron.....	1971-72	Cross, Monte.....	1902-07	Dolan, Joe.....	1901
Campaneris, Bert.....	1964-76	Claset, Gowell.....	1933	Crowell, Cap.....	1915-16	Donahue, Pat.....	1910
Campbell, Kevin.....	1991-93	Clinton, Lou.....	1965	Crowson, Woody.....	1945	Donaldson, John.....	1966-70, 74
Candiotti, Tom.....	1998-99	Clippard, Tyler.....	2015	Cruthers, Press.....	1913-14	Donaldson, Josh.....	2010, 12-14
Canha, Mark.....	2015-18	Clyde, Tom.....	1943	Cruz, Fausto.....	1994-95	Doalittle, Sean.....	2012-17
Canseco, Jose.....	1985-92, 97	Coakley, Andy.....	1902-06	Cruz, Juan.....	2005	Dodt, Octavio.....	2004-05
Canseco, Ozzie.....	1990	Cobb, Ty.....	1927-28	Cullen, Tim.....	1972	Doubront, Felix.....	2015
Cantrell, Guy.....	1927	Cochrane, Mickey.....	1925-33	Culler, Dick.....	1936	Dougherty, Jim.....	1998
Carey, Andy.....	1960-61	Codioli, Chris.....	1982-87	Cunningham, Aaron.....	2008-09	Dowd, Snooks.....	1919
Carignan, Andrew.....	2011-12	Coghlan, Chris.....	2016	Cunningham, Mike.....	1906	Downing, Al.....	1970
Carr, Charlie.....	1901	Colangelo, Mike.....	2002	Curry, Jim.....	1909	Downs, Kelly.....	1992-93
Carrasquel, Chico.....	1958	Colavito, Rocky.....	1964	Cust, Jack.....	2007-10	Doyle, Brian.....	1981
Carroll, Doc.....	1916	Colbert, Nate.....	1976	<b>D</b>		Doyle, Carl.....	1935-36
Carroll, Tom.....	1959	Coleman, Ed.....	1932-35	D'Acquisto, John.....	1982	Dozier, Tom.....	1986
Carson, Matt.....	2009-10	Coleman, Joe.....	1942, 46-51, 53	Daley, Bud.....	1958-61	Drabowsky, Moe.....	1962-65
Carter, Chris.....	2010-12	Coleman, Joe.....	1977-78	Daley, Pete.....	1960	Drake, Larry.....	1945
Carter, Nick.....	1908	Coleman, Ray.....	1948	Daley, Tom.....	1913-14	Dressendorfer, Kirk.....	1991
Carter, Sol.....	1931	Coleman, Rip.....	1957, 59	Daly, Bert.....	1903	Drew, Stephen.....	2012
Carty, Rico.....	1973, 78	Collamore, Allan.....	1911	Damon, Johnny.....	2001	Driscoll, Jim.....	1970
Cascarella, Joe.....	1934-35	Collins, Dave.....	1985	Damrau, Harry.....	1915	Driscoll, Michael.....	1916
Casilla, Santiago.....	2004-09, 17-18	Collins, Eddie.....	1906-14, 27-30	Daney, Art.....	1928	Drumright, Keith.....	1981
Caster, George.....	1934-35, 37-40	Collins, Eddie.....	1939, 41-42	Danforth, Dave.....	1911-12	Duchscherer, Justin.....	2003-08, 10
Castiglia, Jim.....	1942	Collins, Jimmy.....	1907-08	Danner, Buck.....	1915	Duckworth, Jim.....	1966
Castillo, Alberto.....	2005	Collins, Zip.....	1921	Darling, Ron.....	1991-95	Dugan, Joe.....	1917-21
Castro, Angel.....	2015	Colón, Bartolo.....	2012-13	Davalillo, Vic.....	1973-74	Dugley, Bill.....	1902
Castro, Luis.....	1902	Cone, Bob.....	1915	DaVanon, Jeff.....	2007	Duliba, Bob.....	1967
Castro, Ramon.....	2004	Conigliaro, Billy.....	1973	Davidson, Claude.....	1918	Dull, Ryan.....	2015-18
Castro, Simon.....	2017	Connely, Bill.....	1945	Davies, Chick.....	1914-15	Duncan, Dave.....	1964, 67-72
Cater, Danny.....	1966-69	Connely, Steve.....	1998	Davis, Bob.....	1958, 60	Duncan, Taylor.....	1978
Caudill, Bill.....	1984, 87	Conrad, Brooks.....	2008	Davis, Bud.....	1915	Dunn, Adam.....	2014
Caulfield, Jake.....	1946	Conroy, Bill.....	1935-37	Davis, Crash.....	1940-42	Dunning, Steve.....	1977
Causey, Wayne.....	1961-66	Conroy, Tim.....	1978, 82-85	Davis, Harry.....	1901-11, 13-17	Durazo, Erubiel.....	2003-05
Ceccarelli, Art.....	1955-56	Consolo, Billy.....	1962	Davis, Ike.....	2015	Duren, Ryne.....	1957
		Conway, Owen.....	1915	Davis, Khris.....	2016-18	Durham, Ray.....	2002
				Davis, Mike.....	1980-87		

## Athletics All-Time Roster, continued

Duser, Carl .....1956, 58  
 Dye, Jermaine .....2001-04  
 Dygert, Jimmy .....1905-10  
 Dykes, Jimmie .....1918-32

### E

Earnshaw, George .....1928-33  
 Easterling, Paul .....1938  
 Eaves, Vallie .....1935  
 Eccles, Harry .....1915  
 Eckersley, Dennis .....1987-95  
 Eckert, Charlie .....1919-20, 22  
 Eddy, Chris .....1995  
 Edgerton, Bill .....1966-67  
 Edwards, Doc .....1963-65  
 Edwards, Mike .....1978-80  
 Edwards, Mike .....2003  
 Edwards, Ralph .....1915  
 Egan, Ben .....1908, 12  
 Ehmke, Howard .....1926-30  
 Eibner, Brett .....2016  
 Elliott, Randy .....1980  
 Ellis, Dock .....1977  
 Ellis, Mark .....2002-03, 05-11  
 Ely, Bones .....1901  
 Embree, Alan .....2007-08  
 Emerson, Chester .....1911-12  
 Engle, Charlie .....1925-26  
 Epps, Hal .....1944  
 Epstein, Mike .....1971-72  
 Eschen, Larry .....1942  
 Esposito, Sammy .....1963  
 Essegian, Chuck .....1961, 63  
 Essian, Jim .....1978-80, 84  
 Estalella, Bobby .....1943-45, 49  
 Etherton, Seth .....2005  
 Etten, Nick .....1938-39  
 Eveland, Dana .....2008-09  
 Everidge, Tommy .....2009  
 Ewoldt, Art .....1919

### F

Fagan, Everett .....1943, 46  
 Fahey, Frank .....1918  
 Fahey, Howard .....1912  
 Fain, Ferris .....1947-52  
 Fairbank, Jim .....1903-04  
 Fairly, Ron .....1976  
 Falkenberg, Cy .....1917  
 Familia, Jeurys .....2018  
 Fanovich, Frank .....1953  
 Farmer, Ed .....1983  
 Fasano, Sal .....2000-01  
 Fazio, Ernie .....1966  
 Fermin, Ramon .....1995  
 Fernandez, Frank .....1970-71  
 Ferrazzi, Bill .....1935  
 Ferrick, Tom .....1941  
 Fetzters, Mike .....1998  
 Fetzter, Willy .....1906  
 Fiers, Mike .....2018  
 Figueroa, Ed .....1981  
 Figueroa, Pedro .....2012-13  
 Fikac, Jeremy .....2003  
 Files, Eddie .....1908

Fillingim, Dana .....1915  
 Fingers, Rollie .....1968-76  
 Finigan, Jim .....1954-56  
 Fink, Herman .....1935-37  
 Finney, Lou .....1931, 33-39  
 Fiorentino, Jeff .....2008  
 Fischer, Bill .....1961-63  
 Flater, Jack .....1908  
 Fletcher, Paul .....1996  
 Flick, Elmer .....1902  
 Flick, Lew .....1943-44  
 Flohr, Mort .....1934  
 Flores, Jesse .....1943-47  
 Flores, Jose .....2002  
 Flores, Ron .....2005-07  
 Flythe, Stu .....1936  
 Foiles, Hank .....1960  
 Font, Wilmer .....2018  
 Fosse, Ray .....1973-75  
 Foulke, Keith .....2003, 08  
 Fowler, Dick .....1941-42, 45-52  
 Fowler, Dustin .....2018  
 Fox, Eric .....1992-94  
 Fox, Jack .....1908  
 Fox, Jake .....2010  
 Fox, Nellie .....1947-49  
 Foxx, Jimmie .....1925-35  
 Francis, Jeff .....2014  
 Francona, Tito .....1969-70  
 Franks, Herman .....1947-48  
 Fraser, Chick .....1901  
 Freeman, Harvey .....1921  
 Freeman, Mark .....1959  
 Freiman, Nate .....2013-14  
 Freitas, Tony .....1932-33  
 French, Pat .....1917  
 French, Walter .....1923, 25-29  
 Fricano, Marion .....1952-55  
 Fritz, Charlie .....1907  
 Fritz, Harry .....1913  
 Fuentes, Brian .....2011-12  
 Fuentes, Tito .....1978  
 Fuhrman, Ollie .....1922  
 Fuld, Sam .....2014-15  
 Fulghum, Dot .....1921  
 Fultz, Dave .....1901-02  
 Furmaniak, J.J. ....2007  
 Fyhrke, Mike .....2001-02

### G

Galan, Augie .....1949  
 Gallagher, Sean .....2008-09  
 Gallego, Mike .....1985-91, 95  
 Galloway, Chick .....1919-27  
 Ganley, Bob .....1909  
 Gant, Ron .....2001, 03  
 Gantenbein, Joe .....1939-40  
 Garbark, Bob .....1944  
 Garciaparra, Nomar .....2009  
 Gardner, Larry .....1918  
 Gardner, Rob .....1971, 73  
 Garneau, Dustin .....2017  
 Garner, Phil .....1973-76  
 Garrett, Adrian .....1971-72  
 Garrison, Ford .....1944-46

Garrison, Webster .....1996  
 Garver, Ned .....1957-60  
 Gassaway, Charlie .....1945  
 Gates, Brent .....1993-96  
 Gaudin, Chad .....2006-08, 10  
 Gautreau, Doc .....1925  
 Gearrin, Cory .....2018  
 Geary, Bob .....1918-19  
 Geier, Phil .....1901  
 Gentile, Jim .....1964-65  
 Gentry, Craig .....2014-15  
 George, Alex .....1955  
 George, Greek .....1945  
 Gerkin, Steve .....1945  
 German, Esteban .....2002-04  
 Giambi, Jason .....1995-01, 09  
 Giambi, Jeremy .....2000-02  
 Gibson, Charlie .....1924  
 Giebel, Joe .....1913  
 Giel, Paul .....1961  
 Giese, Dan .....2009  
 Giggie, Bob .....1960, 62  
 Ginsberg, Joe .....1956  
 Ginter, Keith .....2005  
 Giordano, Tommy .....1953  
 Giusti, Dave .....1977  
 Glass, Tom .....1925  
 Glynn, Ryan .....2005  
 Godfrey, Graham .....2011-12  
 Gomes, Jonny .....2012, 14  
 Gonzalez, Carlos .....2008  
 Gonzalez, Edgar .....2009  
 Gonzalez, Gio .....2008-11  
 Gonzalez, Orlando .....1980  
 Gooch, Lee .....1917  
 Goodwin, Danny .....1982  
 Gorman, Tom .....1955-59  
 Gosger, Jim .....1966-68  
 Gossage, Rich .....1992-93  
 Gossett, Daniel .....2017-18  
 Grabarkewitz, Billy .....1975  
 Grabowski, Jason .....2002-03  
 Graff, Milt .....1957-58  
 Grant, Mudcat .....1970-71  
 Graveman, Kendall .....2015-18  
 Gray, Dolly .....1924-27  
 Gray, Jeff .....2008-09  
 Gray, Johnny .....1954-55  
 Gray, Sonny .....2013-17  
 Green, Dick .....1963-74  
 Green, Grant .....2013  
 Green, Joe .....1924  
 Gregerson, Luke .....2014  
 Gregg, Vean .....1918  
 Grevell, Bill .....1919  
 Grieve, Ben .....1997-00  
 Griffeth, Lee .....1946  
 Griffin, A.J. .....2012-13  
 Griffin, Alfredo .....1985-87  
 Griffin, Ivy .....1919-21  
 Griffin, Pug .....1917  
 Grilli, Guido .....1966  
 Grim, Bob .....1958-59, 62  
 Grimes, Oscar .....1946  
 Grimm, Charlie .....1916

Groh, Lew .....1919  
 Gross, Buddy .....1996-99  
 Gross, Gabe .....2010  
 Gross, Wayne .....1976-83, 86  
 Groth, Johnny .....1956-57  
 Grove, Lefty .....1925-33  
 Grover, Roy .....1916-17, 19  
 Grunwald, Al .....1959  
 Grzenda, Joe .....1964, 66  
 Guerra, Mike .....1947-50  
 Guerrero, Mario .....1978-80  
 Guillen, Jose .....2003  
 Guintini, Ben .....1950  
 Gumpert, Randy .....1936-38  
 Guthrie, Mark .....2001  
 Guzman, Johnny .....1991-92

### H

Haas, Bruno .....1915  
 Haas, Moose .....1986-87  
 Haas, Mule .....1928-32, 38  
 Hadley, Bump .....1941  
 Hadley, Kent .....1958-59  
 Haeffner, Bill .....1915  
 Hahn, Jesse .....2015-17  
 Hairston, Scott .....2009  
 Halama, John .....2003  
 Hale, Sammy .....1923-29  
 Haley, Ray .....1916-17  
 Hall, Dick .....1960  
 Hall, Irv .....1943-46  
 Halsey, Brad .....2006  
 Hamilton, Dave .....1972-75,  
 79-80  
 Hamilton, Tom .....1952-53  
 Hamlin, Ken .....1960  
 Hamlin, Luke .....1944  
 Hammel, Jason .....2014  
 Hammond, Chris .....2004  
 Hamner, Granny .....1962  
 Hancken, Buddy .....1940  
 Hancock, Garry .....1983-84  
 Handley, Gene .....1946-47  
 Handrahan, Vern .....1964, 66  
 Haney, Larry .....1969-70, 72-76  
 Hankins, Jay .....1961, 63  
 Hanna, Preston .....1982  
 Hannahan, Jack .....2007-09  
 Hannifin, Jack .....1906  
 Harang, Aaron .....2002-03  
 Harden, Rich .....2003-08, 11  
 Haren, Dan .....2005-07  
 Harikkala, Tim .....2005  
 Harkey, Mike .....1995  
 Harper, Brian .....1987, 95  
 Harper, Jack .....1915  
 Harper, Tommy .....1975  
 Harrell, Slim .....1912  
 Harrelson, Ken .....1963-67  
 Harrington, Bill .....1953, 55-56  
 Harris, Bob .....1942  
 Harris, Bubba .....1948-49, 51  
 Harris, Lum .....1941-44, 46  
 Harris, Reggie .....1990-91  
 Harris, Spencer .....1930



Harrison, Tom.....	1965	Holliday, Matt.....	2009	Jimenez, Manny.....	1962-64, 66	Kelly, Bill.....	1920
Harriss, Slim.....	1920-26	Holmes, Chick.....	1918	Jimenez, Miguel.....	1993-94	Kelly, Ren.....	1923
Hartsel, Topsy.....	1902-11	Holmes, Jim.....	1906	John, Tommy.....	1985	Kendall, Jason.....	2005-07
Harville, Chad.....	1999, 01, 03-04	Holt, Jim.....	1974-76	Johns, Doug.....	1995-96	Kenna, Ed.....	1902
Hassey, Ron.....	1988-90	Holt, Red.....	1925	Johnson, Bill.....	1916-17	Kennedy, Adam.....	2009
Hassler, Joe.....	1928-29	Holtz, Mike.....	2002	Johnson, Bob.....	1933-42	Kennedy, Joe.....	2005-07
Hasson, Gene.....	1937-38	Holtzman, Ken.....	1972-75	Johnson, Bob.....	1960, 69-70	Keough, Joe.....	1968
Hasty, Bob.....	1919-24	Holzemer, Mark.....	1998	Johnson, Cliff.....	1981-82	Keough, Matt.....	1977-83
Hatcher, Chris.....	2017-18	Honeycutt, Rick.....	1987-93, 95	Johnson, Dan.....	2005-08	Keriazakos, Gus.....	1955
Hatteberg, Scott.....	2002-05	Hooks, Alex.....	1935	Johnson, Dane.....	1997	Kern, Bill.....	1962
Haught, Gary.....	1997	Hooper, Bob.....	1950-52	Johnson, Deron.....	1961-62, 73-74	Ketchum, Fred.....	1901
Hauser, Joe.....	1922-24, 26, 28	Hooten, Leon.....	1974	Johnson, Hank.....	1936	Ketchum, Gus.....	1922
Hausmann, Clem.....	1949	Hope, Sam.....	1907	Johnson, Jim.....	2014	Kiefer, Steve.....	1984-85
Hawkins, Andy.....	1991	Hopkins, Don.....	1975-76	Johnson, Jim.....	2014	Kiekhefer, Dean.....	2018
Hayden, Jack.....	1901	Horlen, Joe.....	1972	Johnson, Jim.....	1916-17, 19, 27-28	Kielty, Bobby.....	2004-07
Hayes, Frankie.....	1933-34, 36-42, 44-45	Horsman, Vince.....	1992-94	Johnson, Jing.....	1916-17, 19, 27-28	Kiely, Leo.....	1960
Haynes, Jimmy.....	1997-99	Horton, Willie.....	1978	Johnson, John Henry.....	1978-79	Kilby, Brad.....	2009-10
Healy, Ryon.....	2016-17	Hosley, Tim.....	1973-74, 76-78, 81	Johnson, Ken.....	1958-61	Kilkenny, Mike.....	1972-72
Healy, Thomas.....	1915-16	Host, Gene.....	1957	Johnson, Mark.....	2003	Killeen, Evans.....	1959
Heath, Mike.....	1979-85	Houck, Byron.....	1912-14	Johnson, Paul.....	1920-21	King, Lee.....	1916
Heaverlo, Dave.....	1978-79, 81	House, Frank.....	1958-59	Johnson, Rankin.....	1941	Kingery, Mike.....	1992
Heffner, Don.....	1943	Houser, Ben.....	1910	Johnson, Roy.....	1918	Kingman, Brian.....	1979-82
Hegan, Mike.....	1971-73	Hovley, Steve.....	1970-71	Johnson, Stan.....	1961	Kingman, Dave.....	1984-86
Heimach, Fred.....	1920-26	Howard, Steve.....	1990	Johnson, Walt.....	1917	Kinney, Dennis.....	1982
Heimueler, Gorman.....	1983-84	Howell, Jay.....	1985-87	Johnston, Doc.....	1922	Kinney, Walt.....	1919-20, 23
Heitmuller, Heinie.....	1909-10	Howitt, Dann.....	1989-92	Johnstone, Jay.....	1973	Kircher, Mike.....	1919
Held, Woodie.....	1957-58	Houser, Dick.....	1961-63	Johnstone, John.....	1997	Kirk, Bill.....	1961
Helfand, Eric.....	1993-95	Hoyle, Tex.....	1952	Jones, Doug.....	1999-00	Kirk, Tom.....	1947
Hemond, Scott.....	1989-94	Hoyt, Waite.....	1931	Jones, Gordon.....	1962	Kish, Ernie.....	1945
Henderson, Dave.....	1988-93	Hubbard, Glenn.....	1988-89	Jones, Jeff.....	1980-84	Klein, Lou.....	1951
Henderson, Rickey.....	1979-84, 89-95, 98	Huckleberry, Earl.....	1935	Jones, John.....	1923, 32	Klieman, Ed.....	1950
Henderson, Steve.....	1985-87	Hudgens, Dave.....	1983-83	Jones, Marcus.....	2000	Klimchock, Lou.....	1958-61
Hendrick, George.....	1971-72	Hudson, Tim.....	1999-04	Joost, Eddie.....	1947-54	Klimkowski, Ron.....	1971
Hendriks, Liam.....	2016-18	Hughes, Luke.....	2012	Jorgensen, Mike.....	1977	Kline, Bob.....	1934
Henley, Weldon.....	2003-05	Hulvey, Hank.....	1923	Jose, Felix.....	1988-90	Klink, Joe.....	1990-91
Herbert, Ray.....	1955, 58-61	Hunter, Billy.....	1957-58	Joseph, Rick.....	1964	Klutts, Mickey.....	1979-82
Hermida, Gil.....	1998-01	Hunter, Catfish.....	1965-74	Joyce, Bob.....	1939	Knerr, Lou.....	1945-46
Heredia, Jeremy.....	2010	Husta, Carl.....	1925	Joyce, Dick.....	1965	Knickerbocker, Austin.....	1947
Hernandez, Fernando.....	2008	Husting, Bert.....	1902	Joyce, Matt.....	2017-18	Knickerbocker, Bill.....	1942
Hernandez, Ramon.....	1999-03	Huston, Warren.....	1937	Jurak, Ed.....	1988	Knight, John.....	1905-07
Herrera, Jose.....	1995-96	<b>I</b>		Justice, David.....	2002	Knott, Jack.....	1941-42, 46
Herriage, Troy.....	1956	Inge, Brandon.....	2012	<b>K</b>		Knowles, Darold.....	1971-74
Hershberger, Mike.....	1965-69	Isringhausen, Jason.....	1999-01	Ka'aihue, Kila.....	2012	Knowlson, Tom.....	1915
Herzog, Whitey.....	1958-60	Iwanuma, Aki.....	2010	Kaiser, Jeff.....	1985	Knowlton, Bill.....	1920
Hesselbacher, George.....	1916	<b>J</b>		Kalahan, John.....	1903	Koch, Billy.....	2002
Heusser, Ed.....	1940	Jablonski, Ray.....	1959-60	Kalfass, Bill.....	1937	Kolloway, Don.....	1953
Heving, Johnnie.....	1931-32	Jackson, Conor.....	2010-11	Kalros, Eric.....	2004	Komine, Shane.....	2006-07
Hickman, Jesse.....	1965-66	Jackson, Edwin.....	2018	Karsay, Steve.....	1993-94, 97, 06	Komminsk, Brad.....	1991
Hicks, Brandon.....	2012	Jackson, Joe.....	1908-09	Kazmir, Scott.....	2014-15	Konopka, Bruce.....	1942-43, 46
Higgins, Pinky.....	1930, 33-36	Jackson, Reggie.....	1967-75, 87	Kearney, Bob.....	1981-83	Koonce, Graham.....	2003
High, Charlie.....	1919-20	Jacobs, Spook.....	1954-56	Kearns, Teddy.....	1920	Kopf, Larry.....	1914-15
Hiljus, Erik.....	2001-02	Jacobson, Baby Doll.....	1927	Keefe, Dave.....	1917, 19-21	Kopp, Merlin.....	1918-19
Hill, Dave.....	1957	Jacoby, Brook.....	1991	Keegan, Ed.....	1961	Kotsay, Mark.....	2004-07
Hill, Donnie.....	1983-86	Jaha, John.....	1999-01	Keen, Vic.....	1918	Kottaras, George.....	2012
Hill, Jesse.....	1937	James, Justin.....	2010	Keesey, Jim.....	1925, 30	Kouzmanoff, Kevin.....	2010-11
Hill, Red.....	1917	Jamieson, Charlie.....	1917-18	Keisler, Randy.....	2006	Krause, Harry.....	1908-12
Hill, Rich.....	2016	Jarvis, Kevin.....	1999	Kell, George.....	1943-46	Krause, Lew.....	1931-32
Hillegas, Shawn.....	1992-93	Jaso, John.....	2013-14	Kell, Skeeter.....	1952	Krause, Lew.....	1961, 64-69
Hilley, Ed.....	1903	Javier, Stan.....	1986-90, 94-95	Kellett, Al.....	1923	Kravitz, Danny.....	1960
Hinch, A.J.....	1998-00	Jenkins, Tom.....	1926	Kelley, Harry.....	1936-38	Kreevich, Mike.....	1942
Hitchcock, Billy.....	1950-52	Jennings, Doug.....	1988-91	Kelly, Shawn.....	2018	Kretlow, Lou.....	1956
Hoffman, Danny.....	1903-06	Jennings, Robin.....	2001	Kellner, Alex.....	1948-58	Krueger, Bill.....	1983-87
Hogan, Willie.....	1911	Jensen, Willie.....	1914	Kellner, Walt.....	1952-53	Kryhoski, Dick.....	1955
Holborow, Wally.....	1948	Jimenez, D'Angelo.....	2006	Kellogg, Al.....	1908	Kubiak, Ted.....	1967-69, 72-75

## Athletics All-Time Roster, continued

Kuczynski, Bert.....	1943	Liebhart, Glenn.....	1930	Mangual, Angel.....	1971-76	McGowan, Beauty.....	1922-23
Kull, John.....	1909	Lillard, Bill.....	1939-40	Manrique, Fred.....	1991	McGwire, Mark.....	1986-97
Kume, Mike.....	1955	Lilly, Ted.....	2002-03	Manush, Frank.....	1908	McInnis, Stuffy.....	1909-17
Kunkel, Bill.....	1961-62	Limmer, Lou.....	1951, 54	Marchildon, Phil.....	1940-42, 45-49	McIntyre, Matty.....	1901
Kutyna, Marty.....	1959-60	Lindblad, Paul.....	1965-71, 73-76	Marcum, Johnny.....	1933-35	McKay, Cody.....	2002
<b>L</b>		Lindblom, Josh.....	2014	Maris, Roger.....	1958-59	McKay, Dave.....	1980-82
Laabs, Chet.....	1947	Lindeman, Bob.....	1901	Markland, Gene.....	1950	McKeithan, Tim.....	1932-34
Lacey, Bob.....	1977-80	Lindstrom, Axel.....	1916	Marquez, Gonzalo.....	1972-73	McKinney, Bob.....	1901
Lachemann, Marcel.....	1969-71	Lintz, Larry.....	1976-77	Marshall, Jay.....	2007, 09	McKinney, Rich.....	1973-75, 77
Lachemann, Rene.....	1965-66, 68	Lisenbee, Hod.....	1936	Martin, Billy.....	1957	McLain, Denny.....	1972
Ladendorf, Tyler.....	2015-16	Littrell, Jack.....	1952, 54-55	Martin, Cody.....	2015	McLaughlin, Bo.....	1981-82
Lagger, Ed.....	1934	Livingston, Paddy.....	1909-11	Martin, Doc.....	1908, 11-12	McLaughlin, Pat.....	1940
Lajoie, Nap.....	1901-02, 15-16	Loaiza, Esteban.....	2006-07	Martin, Morrie.....	1951-54	McLemore, Mark.....	2004
Lamar, Bill.....	1924-27	Lochhead, Harry.....	1901	Martin, Pat.....	1919-20	McMahan, Jack.....	1956
Lambo, Andrew.....	2016	Locker, Bob.....	1970-72	Martinez, Hector.....	1962-63	McManus, Jim.....	1960
LaMarre, Ryan.....	2017	Lockwood, Skip.....	1965	Martinez, Marty.....	1972	McMichael, Greg.....	1999
Lamp, Dennis.....	1987	Lodigiani, Dario.....	1938-40	Martinez, Ted.....	1975	McMillon, Billy.....	2001, 03-04
Landis, Bill.....	1963	Long, Lep.....	1911	Martinez, Nick.....	2018	McMullen, Ken.....	1976
Landis, Jim.....	1965	Long, Terrence.....	2000-03	Martini, Wedo.....	1935	McNair, Eric.....	1929-35, 42
Langerhans, Ryan.....	2007	Loos, Pete.....	1901	Martyn, Bob.....	1957-59	McNamara, Bob.....	1939
Langford, Rick.....	1977-86	Lopes, Davey.....	1982-84	Mashore, Damon.....	1996-97	McNealy, Rusty.....	1983
Lanning, Red.....	1916	Lopez, Hector.....	1955-59	Masters, Walt.....	1939	McNulty, Bill.....	1969, 72
Lansford, Carney.....	1983-92	Lord, Bris.....	1905-07, 10-12	Matarazzo, Len.....	1952	McPherson, John.....	1901
Lapp, Jack.....	1908-15	Lorraine, Andrew.....	1997	Mathes, Joe.....	1912	McQuaig, Jerry.....	1934
Larish, Jeff.....	2010	Lovrich, Pete.....	1963	Mathews, Nelson.....	1964-65	McQuinn, George.....	1946
Larkin, Ed.....	1909	Lovullo, Torey.....	1996	Mathews, T.J.....	1997-01	Mecir, Jim.....	2000-04
Larsen, Don.....	1960-61	Lowrie, Jed.....	2013-14, 16-18	Matos, Francisco.....	1994	Medich, Doc.....	1977
LaRoche, Andy.....	2011	Lowry, Sam.....	1942-43	Matsui, Hideki.....	2011	Meehan, Bill.....	1915
LaRussa, Tony.....	1963, 68-71	Luby, Hal.....	1936	Matthews, Wid.....	1923	Meeker, Roy.....	1923-24
Lasorda, Tommy.....	1956	Lucas, Josh.....	2018	Mattox, Cloy.....	1929	Melhuse, Adam.....	2003-07
Lau, Charlie.....	1963-64	Lucroy, Jonathan.....	2018	Matuzak, Harry.....	1934, 36	Melillo, Kevin.....	2007
Lauder, Billy.....	1901	Ludwick, Eric.....	1997	Mauro, Carmen.....	1953	Mellana, Joe.....	1927
Laureano, Ramon.....	2018	Lugo, Ruddy.....	2007	Maxvill, Dal.....	1972-75	Mellon, John.....	2009
Lauzerique, George.....	1967-69	Lumpe, Jerry.....	1959-63	Maxwell, Bert.....	1908	Melton, Dave.....	1956, 58
Lavan, Doc.....	1913	Lydy, Scott.....	1993	Maxwell, Bruce.....	2016-18	Menechino, Frank.....	1999-04
Lavarnway, Ryan.....	2017	Lysander, Rick.....	1980	Mayne, Brent.....	1997	Mengden, Daniel.....	2016-18
Lavelle, Gary.....	1987	<b>M</b>		Mayo, Eddie.....	1943	Mercado, Orlando.....	1988
Law, Vance.....	1991	Maas, Duke.....	1958	Mazzaro, Vin.....	2009-10	Mercedes, Henry.....	1992-93
Lawrie, Brett.....	2015	Mabry, John.....	2002	McAvoy, Wickey.....	1913-15, 17-19	Metro, Charlie.....	1944-45
Lawry, Otis.....	1916-17	MacFarlane, Mike.....	1998-99	McBride, Matt.....	2016	Metzler, Alex.....	1926
Laxton, Brett.....	1999	Mack, Earle.....	1910-11, 14	McCahan, Bill.....	1946-49	Meyer, Billy.....	1916-17
Leahy, Tom.....	1901	Mack, Shane.....	1998	McCann, Emmett.....	1920-21	Meyer, Bob.....	1964
Learn, Fred.....	1915	Mackenzie, Eric.....	1955	McCarthy, Brandon.....	2011-12	Meyer, Dan.....	1982-85
LeBourveau, Bevo.....	1929	Mackenzie, Gordon.....	1961	McCarty, David.....	2003	Meyer, Dan.....	2007-08
Lehner, Paul.....	1950-51	Mackiewicz, Felix.....	1941-43	McCatty, Steve.....	1977-85	Meyer, Russ.....	1959
Lehr, Justin.....	2004	Mackinson, John.....	1953	McConnell, Sam.....	1915	Meyer, Scott.....	1978
Leiper, Dave.....	1984, 86-87, 94-95	Madjeski, Ed.....	1932-34	McCosky, Barney.....	1946-48, 50-51	Michaels, Cass.....	1952-53
Leitner, Dummy.....	1901	Madson, Ryan.....	2016-17	McCovey, Willie.....	1976	Miles, Carl.....	1940
LeMaster, Johnnie.....	1987	Magadan, Dave.....	1997-98	McCoy, Benny.....	1940-41	Miles, Dee.....	1939-42
Lennon, Patrick.....	1997	Maggert, Hal.....	1912	McCrabb, Les.....	1939-42, 50	Miller, Bing.....	1922-26, 28-34
Lennox, Ed.....	1906	Magnante, Mike.....	2000-02	McCue, Frank.....	1922	Miller, Damian.....	2004
Leon, Arnold.....	2015	Magnuson, Trystan.....	2011	McDermott, Mickey.....	1957, 61	Miller, Jai.....	2011
Leonard, Elmer.....	1911	Mahaffey, Roy.....	1930-35	McElwee, Lee.....	1916	Miller, Jim.....	2012
Leovich, John.....	1941	Mahay, Ron.....	1999-00	McGee, Willie.....	1990	Miller, Rudy.....	1929
Leshner, Brian.....	1996-98	Mahon, Al.....	1930	McGeehan, Conny.....	1903	Milligan, Billy.....	1901
Lester, Jon.....	2014	Mailho, Emil.....	1936	McGhee, Bill.....	1944-45	Mills, Bill.....	1944
Lewis, Allan.....	1967-70, 72-73	Mains, Jim.....	1943	McGhee, Ed.....	1953-54	Mills, Brad.....	2014-15
Lewis, Colby.....	2007	Majeski, Hank.....	1946-49, 51-52	McGillen, John.....	1944	Milone, Tommy.....	2012-14
Lewis, Darren.....	1990	Mallonee, Ben.....	1921			Mincher, Don.....	1970-72
Lewis, Richie.....	1997	Mallory, Sheldon.....	1977			Miner, Ray.....	1921
Lidle, Cory.....	2001-02	Malone, Lew.....	1915-16			Minetto, Craig.....	1978-81
Lieber, Dutch.....	1935-36	Manaea, Sean.....	2016-18			Mitchell, Craig.....	1975-77

Mitterling, Ralph.....	1916	Neill, Mike.....	1998	Palmisano, Joe.....	1931	Plarski, Don.....	1955
Mohler, Mike.....	1993-98	Nelson, Gene.....	1987-92	Panther, Jim.....	1971	Pless, Rance.....	1956
Molina, Izzy.....	1996-98	Nelson, Lynn.....	1937-39	Paquette, Craig.....	1993-95	Plouffe, Trevor.....	2017
Moll, Sam.....	2017	Nelson, Rob.....	1986-87	Parris, Tony.....	1943-44	Plunk, Eric.....	1986-89
Monahan, Rinty.....	1953	Neshek, Pat.....	2012-13	Parker, Ace.....	1937-38	Polonia, Luis.....	1987-89
Monday, Rick.....	1966-71	Nettles, Jim.....	1981	Parker, Dave.....	1988-89	Pomeranz, Drew.....	2014-15
Montas, Frankie.....	2017-18	Neu, Mike.....	2003	Parker, Jarrod.....	2012-13	Poole, Jim.....	1925-27
Monteagudo, Aurelio.....	1963-66	Newman, Jeff.....	1976-82	Parmelee, Roy.....	1939	Poole, Ray.....	1941, 47
Montgomery, Steve.....	1996-97	Newsom, Bobo.....	1944-46	Parnham, Rube.....	1916-17	Porter, Bo.....	2000
Montz, Luke.....	2013	.....	52-53	Parrett, Jeff.....	1992	Porter, Odie.....	1902
Mooneyham, Bill.....	1986	Newsome, Skeeter.....	1935-39	Parrino, Andy.....	2013-15	Portocarrero, Arnie.....	1954-57
Moore, Ferdie.....	1914	Nicholls, Simon.....	1906-09	Parsons, Bill.....	1974	Posada, Leo.....	1960-62
Moore, Jimmy.....	1930-31	Nicholson, Bill.....	1936	Pate, Joe.....	1926-27	Potter, Nels.....	1938-41, 48
Moore, Kelvin.....	1981-83	Niemiec, Al.....	1936	Patterson, Daryl.....	1971	Powell, Boog.....	2017-18
Moore, Kerwin.....	1996	Noboa, Junior.....	1994	Patterson, Eric.....	2008-10	Powell, Landon.....	2009-11
Moore, Mike.....	1989-92	Nolin, Sean.....	2015	Patterson, Mike.....	1981	Power, Vic.....	1954-58
Moore, Roy.....	1920-22	Noonan, Pete.....	1904	Payton, Bill.....	1935	Powers, Doc.....	1901-09
Morales, Jose.....	1973	Norberto, Jordan.....	2011-12	Payton, Jay.....	2005-06	Powers, Ike.....	1927-28
Moran, Herbie.....	1908	Noren, Irv.....	1957	Peck, Hal.....	1944-46	Prescott, Bobby.....	1961
Morey, Dave.....	1913	Norman, Fred.....	1962-63	Peerson, Jack.....	1935-36	Pridie, Jason.....	2015
Morgan, Cy.....	1909-12	Norris, Derek.....	2012-14	Peffer, Monte.....	1913	Prieto, Ariel.....	1995-98, 00
Morgan, Joe.....	1959	Norris, Mike.....	1975-83, 90	Pena, Carlos.....	2002	Pruett, Jim.....	1944-45
Morgan, Joe.....	1984	North, Billy.....	1973-78	Pena, Orlando.....	1962-65	Puccinelli, George.....	1936
Morgan, Mike.....	1978-79	Nossek, Joe.....	1966-67, 69	Pena, Roberto.....	1970	Punto, Nick.....	2014
Morgan, Tom.....	1957	Noyes, Win.....	1917, 19	Pennington, Cliff.....	2008-12	Purcey, David.....	2011
Morris, Doyt.....	1937	Nuñez, Edwin.....	1993-94	Pennock, Herb.....	1912-15	Putnam, Danny.....	2007
Morrisette, Bill.....	1915-16	Nuñez, Renato.....	2016-17	Pepper, Bob.....	1915		
Morse, Bud.....	1929	Nuxhall, Joe.....	1961	Perez, Antonio.....	2006		
Mortensen, Clayton.....	2009-10			Perez, Marty.....	1977-78	<b>Q</b>	
Moscoco, Guillermo.....	2011	<b>O</b>		Perkins, Charlie.....	1930	Quinn, Jack.....	1925-30
Moses, Wally.....	1935-41,	O'Brien, Charlie.....	1985	Perkins, Cy.....	1915, 17-30	Quinn, Tad.....	1902-03
.....	49-51	O'Donoghue, John.....	1963-65	Perry, Jim.....	1975	Quinones, Luis.....	1983
Moss, Brandon.....	2012-14	O'Flaherty, Eric.....	2014-15	Perry, Scott.....	1918-21	Quirk, Jamie.....	1989-92
Moss, Charlie.....	1934-36	O'Neill, Harry.....	1922-23	Peters, Rick.....	1983, 86		
Mossi, Don.....	1965	O'Neill, Harry.....	1939	Peters, Rusty.....	1936-38	<b>R</b>	
Mujica, Edward.....	2015	Odom, Blue Moon.....	1964-75	Peterson, Jim.....	1931, 33	Raczka, Mike.....	1992
Mulder, Mark.....	2000-04	Ogden, Carly.....	1922-24	Peterson, Shane.....	2013	Raether, Hal.....	1954, 57
Mullin, Jim.....	1904	Oglesby, Jim.....	1936	Petig, Gregorio.....	2008-09	Raines, Tim.....	1999
Munch, Jake.....	1918	Okajima, Hideki.....	2013	Petit, Yusmeiro.....	2018	Rainey, Chuck.....	1984
Municy, Max.....	2015-16	Oldring, Rube.....	1906-16, 18	Pfister, Dan.....	1961-64	Rakow, Ed.....	1961-63
Munoz, Pedro.....	1996	Oliveras, Omar.....	1999-00	Phegley, Josh.....	2015-18	Ramirez, Carlos.....	2018
Munson, Eric.....	2009	Olson, Matt.....	2016-18	Phelps, Ken.....	1989-90	Ramirez, Edwar.....	2010
Mura, Steve.....	1985	Ontiveros, Steve.....	1985-88,	Philly, Dave.....	1951-53	Ramirez, Erasmo.....	2007
.....	1985	.....	94-95	Phillips, Tony.....	1982-89, 99	Ramirez, Milt.....	1979
Murphy, Danny.....	1902-13	Oquist, Mike.....	1997-99	Phoenix, Steve.....	1994-95	Randolph, Willie.....	1990
Murphy, Donnie.....	2007-08	Orr, Billy.....	1913-14	Piatt, Adam.....	2000-03	Raschi, Vic.....	1955
Murphy, Dwayne.....	1978-87	Ortiz, Jose.....	2000-01	Piatt, Wiley.....	1901	Rath, Morrie.....	1909-10
Murphy, Eddie.....	1912-15	Ortiz, Roberto.....	1950	Piazza, Mike.....	2007	Ratliff, Jon.....	2000
Murphy, Mike.....	1916	Orwoll, Ossie.....	1928-29	Picciole, Rob.....	1977-82, 85	Ray, Carl.....	1915-16
Murphy, Morgan.....	1901	Ostinski, Dan.....	1962	Piccinich, Val.....	1916-17	Ready, Randy.....	1992
Murray, Joe.....	1950	Osteen, Darrell.....	1970	Pick, Charlie.....	1916	Reames, Britt.....	2005
Murray, Larry.....	1977-79	Oster, Bill.....	1954	Pickering, Ollie.....	1903-04	Recker, Anthony.....	2011-12
Murray, Ray.....	1951-53	Otero, Dan.....	2013-15	Pierce, Tony.....	1967-68	Reddick, Josh.....	2012-16
Murton, Matt.....	2008	Otto, Dave.....	1987-90	Pierson, William.....	1918-19, 24	Redman, Mark.....	2004
Myatt, Glenn.....	1920-21	Outman, Josh.....	2008-09, 11	Pignatano, Joe.....	1961	Reed, Howie.....	1958-60
Myers, Elmer.....	1915-18	Overton, Dillon.....	2016	Pilarcik, Al.....	1956, 61	Reineke, Chad.....	2009
Myers, Greg.....	2001-02	Owchinko, Bob.....	1981-82	Pillion, Squiz.....	1915	Reiss, Al.....	1932
Myers, Joseph.....	1905	Owens, Jack.....	1935	Pina, Horacio.....	1973	Reninger, Jim.....	1938-39
.....	1905	Ozmer, Doc.....	1923	Pinder, Chad.....	2016-18	Renko, Steve.....	1978
				Pinnance, Ed.....	1903	Renna, Bill.....	1954-56
				Pippen, Cotton.....	1939	Repoz, Roger.....	1966-67
				Piscotty, Stephen.....	2018	Resop, Chris.....	2013
				Pisoni, Jim.....	1956-57	Rettig, Otto.....	1922
				Pitts, Gaylen.....	1974-75	Revenig, Todd.....	1992
				Pizarro, Juan.....	1969	Revering, Dave.....	1978-81
				Plank, Eddie.....	1901-14	Reyes, Carlos.....	1994-97
				Plantier, Phil.....	1996	Reynolds, Tommie.....	1963-65,
						.....	69

## Athletics All-Time Roster, continued

Rhodes, Arthur.....	2004	Saffell, Tom.....	1955	Sheldon, Rollie.....	1965-66	Stainback, Tuck.....	1946
Rhodes, Gordon.....	1936	Sain, Johnny.....	1955	Sheldon, Scott.....	1997	Stairs, Matt.....	1996-00
Richards, Paul.....	1935	Sakata, Lenn.....	1986	Sherling, Ed.....	1924	Staley, Gerry.....	1961
Richardson, Jack.....	1915-16	Salmon, Roger.....	1912	Sherman, Joe.....	1915	Staller, George.....	1943
Richardson, Ken.....	1942	Salve, Gus.....	1908	Shirley, Tex.....	1941-42	Stanley, Fred.....	1981-82
Richardson, Don.....	1941, 46-47	Samarzidija, Jeff.....	2014	Shoemaker, Charlie.....	1961-62, 64	Stanley, Mike.....	2000
Riconda, Harry.....	1923-24	Samcoff, Ed.....	1951	Shores, Bill.....	1928-31	Stelman, Farmer.....	1901-02
Rigby, Brad.....	1997, 99	Sanchez, Alejandro.....	1987	Show, Eric.....	1991	Stein, Blake.....	1998-99
Righetti, Dave.....	1994	Sanders, John.....	1965	Siebert, Norm.....	1960-63	Stein, Irv.....	1932
Rijo, Jose.....	1985-87	Sanders, Ken.....	1964, 66, 68	Siebert, Dick.....	1938-45	Steinbach, Terry.....	1986-96
Riles, Ernest.....	1991	Sanderson, Scott.....	1990	Siebert, Sonny.....	1975	Stellbauer, Bill.....	1916
Rincon, Ricardo.....	2002-05	Sands, Charlie.....	1975	Sierra, Ruben.....	1992-95	Stephens, Gene.....	1961-62
Rinker, Bob.....	1950	Sandt, Tommy.....	1975-76	Sigafoos, Frank.....	1926	Stewart, Bill.....	1955
Ripple, Jimmy.....	1943	Sanford, Jack.....	1967	Sima, Al.....	1954	Stewart, Dave.....	1986-92, 95
Rivera, Jim.....	1961	Sanguillen, Manny.....	1977	Simmons, Al.....	1924-32, 40-41, 44	Stewart, Shannon.....	2007
Roberts, Bip.....	1998	Santiago, Jose.....	1963-65	Simpson, Harry.....	1955-59	Stock, Wes.....	1964-67
Roberts, Ray.....	1919	Sauerbeck, Scott.....	2006	Sinatro, Matt.....	1987-88	Stokes, Art.....	1925
Robertson, Connor.....	2007	Saunders, Rusty.....	1927	Singleton, Chris.....	2003	Stone, Ron.....	1966
Robertson, Jim.....	1954-55	Sauveur, Rich.....	2000	Sizemore, Scott.....	2011, 13	Stottlemyre, Todd.....	1995
Robertson, Sherry.....	1952	Sauveg, Bob.....	1942, 46-48	Skaff, Frank.....	1943	Straily, Dan.....	2012-14
Robinson, Bruce.....	1978	Savery, Joe.....	2014	Skizas, Lou.....	1956-57	Strand, Paul.....	1924
Robinson, Eddie.....	1953, 56	Sax, Steve.....	1994	Slappey, John.....	1920	Street, Huston.....	2005-08
Robinson, Floyd.....	1968	Schaefer, Jeff.....	1994	Slaughter, Enos.....	1955-56	Strunk, Amos.....	1908-17, 19-20, 24
Rocheport, Ben.....	1914	Schang, Wally.....	1913-17, 30	Sleater, Lou.....	1955	Sturdivant, Tom.....	1959, 63-64
Rodney, Fernando.....	2018	Schauer, Rube.....	1917	Slusarski, Joe.....	1991-93	Sturgis, Dean.....	1914
Rodriguez, Fernando.....	2014-16	Scheer, Heinie.....	1922-23	Small, Aaron.....	1996-98	Styles, Lena.....	1919-21
Rodriguez, Henry.....	2009-10	Scheib, Carl.....	1943-45, 47-54	Small, Jim.....	1958	Suarez, Ken.....	1966-67
Rodriguez, Rick.....	1986-87	Schelle, Jim.....	1939	Smith, Chad.....	2015	Suarez, Pete.....	1941-43, 46-55
Rodriguez, Roberto.....	1967, 70	Schillings, Red.....	1922	Smith, Chris.....	2016-17	Sullivan, Haywood.....	1961-63
Roettger, Oscar.....	1932	Schiltzer, Biff.....	1908-09	Smith, Dave.....	1938-39	Sullivan, Jim.....	1921-22
Rogers, Kenny.....	1998-99	Schreckengost, Ossee.....	1902-08	Smith, Eddie.....	1936-39	Summa, Homer.....	1929-30
Rogers, Tom.....	1919	Schumamer, Hack.....	1906	Smith, Greg.....	2008	Summers, Champ.....	1974
Roland, Jim.....	1969-72	Schuster, Patrick.....	2016	Smith, Hal.....	1956-59	Surkamp, Eric.....	2016
Romberger, Dutch.....	1954	Schwartz, Randy.....	1965-66	Smith, Harry.....	1901	Sutton, Don.....	1985
Rommel, Eddie.....	1920-32	Schypinski, Jerry.....	1955	Smith, Josh.....	2017	Sutton, Larry.....	2002
Roney, Matt.....	2006	Scott, Dick.....	1989	Smith, Mark.....	1983	Suzuki, Kurt.....	2007-12, 13
Roof, Phil.....	1966-69	Scott, Rodney.....	1977	Smith, Mayo.....	1945	Sveum, Dale.....	1993
Rosales, Adam.....	2010-13, 17	Scribner, Evan.....	2012-15	Smith, Red.....	1925	Sweeney, Buck.....	1914
Rosar, Buddy.....	1945-49	Scutaro, Marco.....	2004-07	Smith, Seth.....	2012-13	Sweeney, Mike.....	2008
Rosario, Santiago.....	1965	Seigo, Diego.....	1962-68, 70-72	Smith, Syd.....	1908	Sweeney, Ryan.....	2008-11
Rose, Mike.....	2004	Seibold, Socks.....	1915-17, 19	Smithberg, Roger.....	1993-94	Swift, Bob.....	1942-43
Rosenthal, Larry.....	1944-45	Seitzer, Kevin.....	1993	Smolinski, Jake.....	2015-18	Swisher, Nick.....	2004-07
Ross, Buck.....	1936-41	Semien, Marcus.....	2015-18	Snelling, Chris.....	2007		
Ross, Cody.....	2015	Service, Scott.....	2000	Snyder, Bernie.....	1935	Tabb, Jerry.....	1977-78
Ross, Tyson.....	2010-12	Sexton, Jimmy.....	1981-82	Snyder, Brian.....	1989	Taff, John.....	1913
Roth, Braggo.....	1919	Seybold, Socks.....	1901-08	Snyder, Russ.....	1959-60	Talbot, Fred.....	1965-66, 69-70
Rothrock, Jack.....	1937	Shamsky, Art.....	1972	Sogard, Eric.....	2010-15	Talton, Tim.....	1966-67
Rouse, Mike.....	2006	Shanner, Bill.....	1920	Sorensen, Lary.....	1984	Tam, Jeff.....	2000-02
Rowe, Harland.....	1916	Shannon, Red.....	1917-21	Sosa, Elias.....	1978	Tartabull, Danny.....	1995
Rowland, Chuck.....	1923	Shantz, Billy.....	1954-55	Soto, Geovany.....	2014	Tartabull, Jose.....	1962-66, 69-70
Roy, Emil.....	1933	Shantz, Bobby.....	1949-56	Souza, Mark.....	1980		
Rozeak, Dick.....	1953-54	Sharman, Ralph.....	1917	Sparks, Steve.....	2003	Taylor, Arlas.....	1921
Rubeling, Al.....	1940-41	Shaughnessy, Shag.....	1908	Speaker, Tris.....	1928	Taylor, Beau.....	2018
Rudi, Joe.....	1967-76, 82	Shaver, Jeff.....	1988	Spencer, Jim.....	1981-82	Taylor, Billy.....	1994, 96-99
Rullo, Joe.....	1943-44	Shaw, Bob.....	1961	Sperry, Stan.....	1938	Taylor, Harry.....	1957
Russell, Jeff.....	1992	Shaw, Don.....	1972	Spicer, Bob.....	1955-56	Taylor, Joe.....	1954
Russell, Lefty.....	1910-12	Shawkey, Bob.....	1913-15	Spiezio, Scott.....	1996-99	Taylor, Michael.....	2011-13
Rutner, Mickey.....	1947	Shea, Red.....	1918	Sprague, Ed.....	1968-69	Tejada, Miguel.....	1997-03
Ryan, Rob.....	2001	Shean, Dave.....	1906	Sprague, Ed.....	1998	Telgheder, Dave.....	1996-98
Rzepczynski, Marc.....	2016	Sheehan, Tom.....	1915-16	Springer, Russ.....	2009	Tellmann, Tom.....	1985
		Sheets, Ben.....	2010	Stafford, Bill.....	1966-67	Tenace, Gene.....	1969-76
<b>S</b>				Staggs, Steve.....	1978	Terry, Ralph.....	1957-59, 66
Saarloos, Kirk.....	2004-06, 08			Stahl, Larry.....	1964-66	Terwilliger, Wayne.....	1959-60
Saenz, Olmedo.....	1999-02						

Tettleton, Mickey ..... 1984-87  
 Thies, Dave ..... 1963  
 Thomas, Bud ..... 1937-39  
 Thomas, Charles ..... 2005  
 Thomas, Frank ..... 2006, 08  
 Thomas, Fred ..... 1919-20  
 Thomas, Ira ..... 1909-15  
 Thomas, Kite ..... 1952-53  
 Thomasson, Gary ..... 1978  
 Thompson, Harry ..... 1919  
 Thompson, Kevin ..... 2007  
 Thompson, Rich ..... 2012  
 Thompson, Shag ..... 1914-16  
 Thompson, Tim ..... 1956-57  
 Thompson, Trayce ..... 2018  
 Thrasher, Buck ..... 1916-17  
 Throneberry, Marv ..... 1960-61  
 Tillman, Rusty ..... 1986  
 Tipton, Eric ..... 1939-41  
 Tipton, Joe ..... 1950-52  
 Tobin, Pat ..... 1941  
 Todd, Jim ..... 1975-76, 79  
 Todt, Phil ..... 1931  
 Tolleson, Steve ..... 2010  
 Tomanek, Dick ..... 1958-59  
 Tomberlin, Andy ..... 1995  
 Tomko, Brett ..... 2009  
 Tompkins, Ron ..... 1965  
 Toppin, Rupe ..... 1962  
 Torrealba, Pablo ..... 1977  
 Torrez, Mike ..... 1976-77, 84  
 Tovar, Cesar ..... 1975-76  
 Treinen, Blake ..... 2017-18  
 Trice, Bob ..... 1953-55  
 Triggs, Andrew ..... 2016-18  
 Trillo, Manny ..... 1973-74  
 Trivino, Lou ..... 2018  
 Trowbridge, Bob ..... 1960  
 Trucks, Virgil ..... 1957-58  
 Tsitouris, John ..... 1958-60  
 Turbeville, George ..... 1935-37  
 Turner, Terry ..... 1919  
 Turner, Tink ..... 1915  
 Tuttle, Bill ..... 1958-61  
 Tyack, Jim ..... 1943  
 Tyrone, Jim ..... 1977

**U**

Umbarger, Jim ..... 1977  
 Underwood, Tom ..... 1981-83  
 Upchurch, Woody ..... 1935-36  
 Upton, Bill ..... 1954  
 Urban, Jack ..... 1957-58

**V**

Valdez, Cesar ..... 2017  
 Valdez, Mario ..... 2000-01  
 Valencia, Danny ..... 2015-16  
 Valo, Elmer ..... 1940-43, 46-56  
 Van Brabant, Ozzie ..... 1954-55  
 Van Poppel, Todd ..... 1991, 93-96  
 Vaughan, Porter ..... 1940-41, 46  
 Vaughn, Roy ..... 1934  
 Veach, Al ..... 1935  
 Velandia, Jorge ..... 1998-00  
 Velarde, Randy ..... 1999-00, 02  
 Venafro, Mike ..... 2002  
 Venditte, Pat ..... 2015  
 Vickers, Rube ..... 1907-09  
 Virgil, Ozzie ..... 1961  
 Vizcaino, Luis ..... 1999-01  
 Vogt, Stephen ..... 2013-17  
 Voigt, Jack ..... 1998  
 Von Ohlen, Dave ..... 1986-87  
 Vosberg, Ed ..... 1994  
 Voss, Bill ..... 1972

**W**

Waddell, Rube ..... 1902-07  
 Wagner, Hal ..... 1937-44  
 Wagner, Mark ..... 1984  
 Wagner, Neil ..... 2011  
 Wahl, Bobby ..... 2017  
 Wahl, Kermit ..... 1950-51  
 Walberg, Rube ..... 1923-33  
 Walker, Frank ..... 1920-21  
 Walker, Jerry ..... 1961-62  
 Walker, Johnny ..... 1919-21  
 Walker, Tilly ..... 1918-23  
 Walker, Todd ..... 2007  
 Walker, Tom ..... 1902  
 Wallaesa, Jack ..... 1940, 42, 46  
 Walling, Denny ..... 1975-76  
 Wallis, Joe ..... 1978-79  
 Walsh, Jimmy ..... 1912-16  
 Walton, Bruce ..... 1991-92  
 Wambsgans, Bill ..... 1926  
 Ward, Preston ..... 1958-59  
 Warren, Mike ..... 1983-85  
 Warstler, Rabbit ..... 1934-36  
 Wasdin, John ..... 1995-96  
 Washington, Claudell ..... 1974-76  
 Washington, Herb ..... 1974-75  
 Waslewski, Gary ..... 1972

Watlington, Neal ..... 1953  
 Watson, Matt ..... 2005, 10  
 Watson, Mule ..... 1918-19  
 Weaver, Harry ..... 1915-16  
 Webb, Skeeter ..... 1948  
 Webster, Ray ..... 1967-69, 71  
 Weeks, Jemile ..... 2011-13  
 Weiss, Walt ..... 1987-92  
 Welaj, Johnny ..... 1943  
 Welch, Bob ..... 1988-94  
 Welch, Frank ..... 1919-26  
 Wellman, Bob ..... 1948, 50  
 Wells, Casper ..... 2013  
 Wendelken, J.B. .... 2016, 18  
 Wendle, Joey ..... 2016-17  
 Wengert, Don ..... 1995-97  
 Werber, Billy ..... 1937-38  
 Wetzel, Buzz ..... 1927  
 Wheat, Lee ..... 1954-55  
 Wheat, Zack ..... 1927  
 Wheaton, Woody ..... 1943-44  
 White, Don ..... 1948-49  
 White, Jo-Jo ..... 1943-44  
 Whittaker, Walt ..... 1916  
 Wickersham, Dave ..... 1960-63  
 Wilhelm, Spider ..... 1953  
 Wilkins, Bobby ..... 1944-45  
 Willard, Jerry ..... 1986-87  
 Williams, Al ..... 1937-38  
 Williams, Billy ..... 1975-76  
 Williams, Dib ..... 1930-35  
 Williams, Dick ..... 1959-60  
 Williams, Don ..... 1962  
 Williams, Earl ..... 1977  
 Williams, George ..... 1964  
 Williams, George ..... 1995-97  
 Williams, Mark ..... 1977  
 Williams, Marsh ..... 1916  
 Willingham, Josh ..... 2011  
 Willis, Dale ..... 1963  
 Willis, Lefty ..... 1925-27  
 Wilshere, Whitey ..... 1934-36  
 Wilson, Bill ..... 1954-55  
 Wilson, Highball ..... 1902  
 Wilson, Jack ..... 1934  
 Wilson, Jim ..... 1949  
 Wilson, Tom ..... 2001  
 Wilson, Willie ..... 1991-92  
 Wiltse, Snake ..... 1901-02  
 Windhorn, Gordie ..... 1962  
 Windsor, Jason ..... 2006  
 Wingo, Al ..... 1919  
 Wingo, Ed ..... 1920

Winston, Hank ..... 1933  
 Wirth, Alan ..... 1978-80  
 Witasick, Jay ..... 1996-98, 05-07  
 Witmeyer, Ron ..... 1991  
 Witt, Bobby ..... 1992-94  
 Witt, Whitey ..... 1916-17, 19-21  
 Wojciechowski, Steve ..... 1995-97  
 Wojcik, John ..... 1962-64  
 Wolf, Lefty ..... 1921  
 Wolf, Ross ..... 2010  
 Wolfe, Chuck ..... 1923  
 Wolff, Roger ..... 1941-43  
 Womack, Dooley ..... 1970  
 Wood, Doc ..... 1923  
 Wood, Jason ..... 1998  
 Wood, Mike ..... 2003  
 Woodard, Darrell ..... 1978  
 Woods, Gary ..... 1976  
 Worden, Fred ..... 1914  
 Worrell, Tim ..... 1998-99  
 Wortham, Rich ..... 1983  
 Wright, Ed ..... 1952  
 Wright, Taffy ..... 1949  
 Wuertz, Michael ..... 2009-11  
 Wyatt, John ..... 1961-66, 69  
 Wyckoff, Weldon ..... 1913-16  
 Wyse, Hank ..... 1950-51

**Y**

Yabu, Keiichi ..... 2005  
 Yankowski, George ..... 1942  
 Yarrison, Rube ..... 1922  
 Yerkes, Carroll ..... 1927-29  
 York, Lefty ..... 1919  
 York, Rudy ..... 1948  
 Yoter, Elmer ..... 1921  
 Young, Chris ..... 2013  
 Young, Curt ..... 1983-91, 93  
 Young, Ernie ..... 1994-97  
 Young, Matt ..... 1989  
 Young, Ralph ..... 1922  
 Yount, Eddie ..... 1937

**Z**

Zachary, Tom ..... 1918  
 Zapustas, Joe ..... 1933  
 Zernial, Gus ..... 1951-57  
 Ziegler, Brad ..... 2008-11  
 Zinn, Jimmy ..... 1919  
 Zito, Barry ..... 2000-06, 15  
 Zobrist, Ben ..... 2015  
 Zoldak, Sam ..... 1951-52

**ATHLETICS HOME RUN DERBY PARTICIPANTS**

2014 \*Yoenis Céspedes and Josh Donaldson  
 2013 \*Yoenis Céspedes  
 2001 Jason Giambi  
 1999 John Jaha  
 1997 Mark McGwire  
 1996 Mark McGwire

1994 Ruben Sierra  
 1992 \*Mark McGwire  
 1990 Mark McGwire and Jose Canseco  
 1987 Mark McGwire  
 1986 Jose Canseco


\*indicates winner

## OAKLAND A'S COACHES

Adair, Jerry.....	1972-74	Hale, Chip.....	2012-14, 17	Metro, Charlie.....	1982	Schaefer, Bob.....	2007
Aldrete, Mike.....	2015-18	Hofman, Bob.....	1969-70, 74-78	Mitterwald, George.....	1979-82	Schoendienst, Red.....	1977-78
Alejo, Bob.....	1996-97	Hoscheit, Vern.....	1969-74	Moore, Jackie.....	1981-84	Schueler, Ron.....	1983-84
Alston, Garvin.....	2017	Hudgens, Dave.....	1999, 03-05	Monchak, Al.....	1976	Skaalen, Jim.....	2009-10
Bosley, Thad.....	1999-03	Jackson, Reggie.....	1991	Newman, Jeff.....	1986	Skinner, Joel.....	2011
Boyer, Clete.....	1980-85	Jensen, Marcus.....	2015-18	Noren, Irv.....	1971-74	Speier, Chris.....	2004
Burleson, Rick.....	1991	Jones, Gary.....	1998	Nottle, Ed.....	1983	Stange, Lee.....	1977-79
Bush, Darren.....	2013-18	Kotsay, Mark.....	2016-18	Paul, Mike.....	1987-88	Steverson, Todd.....	2009-10
Christenson, Ryan.....	2018	Kusnyer, Art.....	1989-95	Pedrique, Al.....	2018	Stock, Wes.....	1973-76, 84-86
Cluck, Bob.....	1996-97	Lachemann, Rene.....	1987-92, 05-07	Perry, Gerald.....	2006, 11	Van Burklee, Ty.....	2007-08
Davis, Chili.....	2012-14	Lansford, Carney.....	1994-95	Peterson, Rick.....	1998-03	Wakamatsu, Don.....	2008
DeFrancisco, Tony.....	2008	Lau, Charlie.....	1970	Plaza, Ron.....	1986	Waller, Tye.....	2007-15
Didier, Bob.....	1984-86	Lefebvre, Jim.....	1987-88, 94-95	Posedel, Bill.....	1968-72	Walling, Denny.....	1996-98
DiMaggio, Joe.....	1968-69	Lollar, Sherm.....	1968-69	Prieto, Ariel.....	2012-14	Walls, Lee.....	1979-82
Dyer, Duffy.....	1996-98	Lonnert, Joe.....	1976	Quade, Mike.....	2000-02	Washington, Ron.....	1996-06; 15-16
Duncan, Dave.....	1986-95	Lumpe, Jerry.....	1971	Rader, Doug.....	1992	Watson, Bob.....	1986-88
Emerson, Scott.....	2015-18	Luzinski, Greg.....	1993	Rettenmund, Merv.....	1989-90	Williams, Billy.....	1983-85
Ermer, Cal.....	1977	Macha, Ken.....	1999-02	Reynolds, Tommie.....	1989-95	Williams, Matt.....	2018
Fischer, Brad.....	1996-07	Maxvill, Dal.....	1975	Rodriguez, Rick.....	2011-12	Winkles, Bobby.....	1974-75
Fowler, Art.....	1980-82	McKay, Dave.....	1984-95	Romanick, Ron.....	2008-11	Young, Curt.....	2004-10; 12-17
Francona, Terry.....	2003	McKeon, Jack.....	1978	Rudi, Joe.....	1986-87		
Gallego, Mike.....	2009-15	McNamara, John.....	1968-69	Saul, Jim.....	1979		
Geren, Bob.....	2003-06			Scarsone, Steve.....	2017		

## MOST RECENT TRADES WITH EACH TEAM

<b>Arizona</b>	July 31, 2017	Acquired minor league P Jeferson Mejia for IF Adam Rosales
<b>Atlanta</b>	July 2, 2015	Acquired P Cody Martin for international bonus slot 53
<b>Baltimore</b>	Nov. 22, 2017	Acquired a PTBNL (minor league P Jake Bray on Dec. 19) for OF Jaycob Brugman
<b>Boston</b>	Aug. 23, 2017	Acquired minor league OF Rafael Rincones for OF Rajai Davis
<b>Chicago-AL</b>	April 19, 2018	Acquired cash or a PTBNL for OF Trayce Thompson
<b>Chicago-NL</b>	June 9, 2016	Acquired IF/OF Arismendy Alcántara for IF/OF Chris Coghlan
<b>Cincinnati</b>	Feb. 2, 2010	Acquired IF Adam Rosales and OF Willy Taveras for IF Aaron Miles and a player to be named later
<b>Cleveland</b>	Aug. 31, 2016	Acquired minor league P Colt Hynes for OF Coco Crisp and cash
<b>Colorado</b>	Aug. 16, 2017	Acquired P Sam Moll for a PTBNL or cash
<b>Detroit</b>	Aug. 6, 2018	Acquired P Mike Fiers for two PTBNL (minor league P Nolan Blackwood on Aug. 18 and minor league P Logan Shore on Sept. 19)
<b>Florida</b>	Dec. 16, 2003	Acquired P Mark Redman for P Mike Neu and minor league P Bill Murphy
<b>Houston</b>	Nov. 25, 2015	Acquired IF Jed Lowrie for minor league P Brendan McCurry
<b>Kansas City</b>	Jan. 29, 2018	Acquired P Ryan Buchter, DH Brandon Moss and cash for P Jesse Hahn and P Heath Fillmyer
<b>Los Angeles-AL</b>	April 23, 2017	Acquired OF Ryan LaMarre for a PTBNL or cash
<b>Los Angeles-NL</b>	April 25, 2018	Acquired P Wilmer Font for minor league P Logan Salow
<b>Milwaukee</b>	Sept. 3, 2018	Acquired P Aaron Brooks for cash
<b>Minnesota</b>	Aug. 9, 2018	Acquired P Fernando Rodney for minor league P Dakota Chalmers
<b>New York-AL</b>	July 31, 2017	Acquired OF Dustin Fowler, IF Jorge Mateo and minor league P James Kaprielian for P Sonny Gray and \$1.5 million international bonus slot cash
<b>New York-NL</b>	July 21, 2018	Acquired P Jeury's Familia for minor league P Bobby Wahl, minor league IF Will Toffey and \$1,000,000 international slot money
<b>Philadelphia</b>	July 17, 2008	Acquired IF Adrian Cardenas, P Josh Outman and OF Matt Spencer for P Joe Blanton
<b>Pittsburgh</b>	Nov. 20, 2018	Acquired P Tanner Anderson for a PTBNL (minor league P Wilkin Ramos on Nov. 30)
<b>St. Louis</b>	March 31, 2017	Acquired P Josh Lucas for minor league P Casey Meisner
<b>San Diego</b>	Dec. 2, 2015	Acquired P Marc Rzepczynski and 1B Yonder Alonso for P Drew Pomeranz, P Jose Torres and a player to be named later (OF Jabari Blash on Dec. 10, 2015)
<b>San Francisco</b>	Dec. 4, 1990	Acquired OF Ernest Riles for OF Darren Lewis and minor league P Pedro Pena
<b>Seattle</b>	Nov. 15, 2017	Acquired P Emilio Pagan and minor league IF Alexander Campos for IF/DH Ryon Healy
<b>Tampa Bay</b>	Dec. 21, 2018	Sent P Emilio Pagan and the A's Competitive Balance Round A pick in the 2019 Draft as part of a three-team trade in which the A's acquired IF Jurickson Profar from Texas for minor league IF Eli White and international bonus slot cash; Rangers sent minor league P Rollie Lacy to the Rays and Tampa Bay sent minor league Ps Kyle Bird, Brock Burke and Yoel Espinal to Texas.
<b>Texas</b>	Dec. 21, 2018	Acquired IF Jurickson Profar in a three-team trade in which the A's sent minor league IF Eli White and international bonus slot cash to Texas and P Emilio Pagan and the A's Competitive Balance Round A pick in the 2019 Draft to Tampa Bay; Rangers sent minor league P Rollie Lacy to the Rays and Tampa Bay sent minor league Ps Kyle Bird, Brock Burke and Yoel Espinal to Texas.
<b>Toronto</b>	Jan. 5, 2016	Acquired cash for P Arnold Leon, January 5, 2016
<b>Washington</b>	Aug. 5, 2018	Acquired P Shawn Kelley and cash for international slot money



*2018 American League Cy Young Award Winner  
Blake Snell*

OPPONENTS

# BALTIMORE ORIOLES



American League East  
 Oriole Park at Camden Yards  
 333 W. Camden Street  
 Baltimore, MD 21201  
**Switchboard:** (410) 547-6100  
**Press Box:** (410) 547-6257  
**Media Relations:** (410) 547-6150  
**Media Relations FAX:** (410) 547-6272

Chairman of the Board/Chief Executive Officer.....Peter Angelos  
 Executive Vice President..... John Angelos  
 Executive Vice President & General Manager .....Mike Elias  
 Manager .....Brandon Hyde  
 0-1 (one season)  
 (1st season with Baltimore)  
 Director, Public Relations ..... Kristen Hudak (410) 547-6159  
 Manager, Media Relations.....Jim Misudek (410) 547-6106  
 Director, Team Travel.....Kevin Buck (410) 547-6075  
 Stadium..... Oriole Park at Camden Yards  
 Capacity / Opened .....45,971 / 1992

## SERIES FACTS

Longest A's Winning Streak: 9, May 5, 2008-August 10, 2009  
 Longest Orioles Winning Streak: 13, August 14, 1977-April 27, 1979  
 Last A's Series Sweep at Oakland (3 games): May 4-6, 2018  
 Last A's Series Sweep at Oakland (4 games): August 23-26, 2004  
 Last A's Series Sweep at Baltimore (3 games): August 16-18, 2004  
 Last A's Series Sweep at Baltimore (4 games): August 26-29, 2005  
 Last Orioles Series Sweep at Oakland (3 games): August 15-17, 2005  
 Last Orioles Series Sweep at Oakland (4 games): May 22-25, 1987  
 Last Orioles Series Sweep at Baltimore (3 games): June 6-8, 2011  
 Last Orioles Series Sweep at Baltimore (4 games): August 14-17, 2015  
 Most Runs in a Game by Oakland: 15, August 30, 2001 (15-0)  
 Most Runs in a Game by Baltimore: 18 (twice), last: August 16, 2015 (18-2)  
 Widest Margin of Victory by Oakland: 15, August 30, 2001 (15-0)  
 Widest Margin of Victory by Baltimore: 16, August 16, 2015 (18-2)

## SERIES BREAKDOWN

	W	L	PCT.
PHI vs. Brewers (1901)	14	6	.700
PHI vs. Browns (1902-53)	606	513	.542
PHI vs. Orioles (1954)	12	10	.545
KC vs. Orioles (1955-67)	104	151	.408
OAK vs. Orioles (1968-2018)	268	266	.502
<b>Totals</b>	<b>1004</b>	<b>946</b>	<b>.515</b>
<b>at the Coliseum</b>	<b>136</b>	<b>135</b>	<b>.502</b>
<b>at Camden Yards</b>	<b>65</b>	<b>57</b>	<b>.533</b>

## 2019 SCHEDULE

Dates	Site	Times
April 8-11	BAL	4:05, 4:05, 4:05, 9:35
June 17-19	OAK	7:07, 7:07, 12:37

## 2018 RECAP

Date	H-A	W-L	Score	Winner	Loser
5/4	H	W	6-4	Trivino	Brach
5/5	H	W	2-0 (12)	Hatcher	Araujo
5/6	H	W	2-1	Triggs	Cobb
9/11	A	W	3-2	Fiers	Wright Jr.
9/12	A	W	10-0	Mengden	Cashner
9/13	A	L	3-5	Bundy	Anderson
<b>Totals</b>	<b>5-1</b>	<b>26-12</b>			

## YEAR-BY-YEAR SERIES RESULTS

Year	Home	Road	Totals	Year	Home	Road	Totals	Year	Home	Road	Totals
1968	6-4	3-5	9-9	1986	5-3	2-2	7-5	2004	4-0	3-0	7-0
1969	3-3	1-5	4-8	1987	2-4	3-3	5-7	2005	0-3	6-1	6-4
1970	3-3	2-4	5-7	1988	4-2	4-2	8-4	2006	2-1	2-1	4-2
1971	2-4	2-3	4-7	1989	5-1	2-4	7-5	2007	1-2	3-2	4-4
1972	1-5	5-1	6-6	1990	3-3	5-1	8-4	2008	3-0	2-0	5-0
1973	3-3	4-2	7-5	1991	4-2	5-1	9-3	2009	3-0	2-1	5-1
1974	2-4	4-2	6-6	1992	1-5	5-1	6-6	2010	3-1	4-2	7-3
1975	5-1	3-3	8-4	1993	1-5	1-5	2-10	2011	5-1	0-3	5-4
1976	4-2	4-2	8-4	1994	3-3	2-4	5-7	2012	2-1	3-3	5-4
1977	0-5	2-3	2-8	1995	3-3	4-2	7-5	2013	1-3	1-2	2-5
1978	0-6	0-5	0-11	1996	2-5	2-4	4-9	2014	2-1	2-1	4-2
1979	2-4	2-4	4-8	1997	1-5	2-3	3-8	2015	1-2	0-4	1-6
1980	2-4	3-3	5-7	1998	1-4	2-4	3-8	2016	3-1	1-2	4-3
1981	3-3	2-4	5-7	1999	4-2	3-3	7-5	2017	2-2	1-2	3-4
1982	3-3	2-4	5-7	2000	4-2	4-2	8-4	2018	3-0	2-1	5-1
1983	3-3	1-5	4-8	2001	4-2	3-0	7-2	<b>Totals</b>	<b>136-135</b>	<b>132-131</b>	<b>268-266</b>
1984	2-4	4-2	6-6	2002	1-2	4-2	5-4				
1985	3-3	2-4	5-7	2003	6-0	1-2	7-2				



# BOSTON RED SOX



American League East  
 Fenway Park  
 4 Yawkey Way  
 Boston, MA 02215-3496  
 Switchboard: (617) 226-6000  
 Press Box: (617) 226-6732  
 Media Relations: (617) 226-6613  
 Media Relations FAX: (617) 226-6613

Principal Owner ..... John Henry  
 Chairman ..... Tom Werner  
 President/CEO ..... Sam Kennedy  
 President, Baseball Operations ..... Dave Dombrowski  
 Manager ..... Alex Cora  
 108-54 (1 season)  
 Senior Director, Media Relations ..... Kevin Gregg (617) 226-6759  
 Senior Manager, Media Relations ..... Abby Murphy (617) 226-6214  
 Senior Director, Team Travel ..... Jack McCormick (617) 226-6747  
 Stadium ..... Fenway Park  
 Capacity / Opened ..... 37,555 (night); 37,305 (day) / 1912

## SERIES FACTS

Longest A's Winning Streak: 8, May 1-September 2, 2012  
 Longest Red Sox Winning Streak: 11, July 10, 1993-April 28, 1994  
 Last A's Series Sweep at Oakland (3 games): August 31-Sept. 2, 2012  
 Last A's Series Sweep at Oakland (4 games): None  
 Last A's Series Sweep at Boston (3 games): September 3-5, 1990  
 Last A's Series Sweep at Boston (4 games): August 10-12, 1971  
 Last Red Sox Series Sweep at Oakland (3 games): September 6-8, 2004  
 Last Red Sox Series Sweep at Oakland (4 games): August 4-7, 1977  
 Last Red Sox Series Sweep at Boston (3 games): May 9-11, 2016  
 Last Red Sox Series Sweep at Boston (4 games): July 22-25, 1993  
 Most Runs in a Game by Oakland: 21, June 14, 1969 (21-7)  
 Most Runs in a Game by Boston: 16 (three times), last: September 2, 2016 (16-2)  
 Widest Margin of Victory by Oakland: 18, August 31, 2012 (20-2)  
 Widest Margin of Victory by Boston: 14, September 2, 2016 (16-2)

## SERIES BREAKDOWN

	W	L	PCT.
PHI vs. Red Sox (1901-54)	533	632	.458
KC vs. Red Sox (1955-67)	109	149	.422
OAK vs. Red Sox (1968-2018)	244	296	.452
<b>Totals</b>	<b>886</b>	<b>1077</b>	<b>.451</b>
<b>at the Coliseum</b>	<b>147</b>	<b>122</b>	<b>.546</b>
<b>at Fenway Park (since 1968)</b>	<b>96</b>	<b>173</b>	<b>.357</b>

## 2019 SCHEDULE

Dates	Site	Times
April 1-4	OAK	7:07, 7:07, 7:07, 12:37
April 29-May 1	BOS	4:10, 4:10, 10:05

## 2018 RECAP

Date	H-A	W-L	Score	Winner	Losers
4/20	H	L	3-7	Velázquez	Graveman
4/21	H	W	3-0	Manaea	Sale
4/22	H	W	4-1	Treinen	Price
5/14	A	W	6-5	Manaea	Porcello
5/15	A	W	5-3	Mengden	Rodriguez
5/16	A	L	4-6	Sale	Cahill
<b>Totals</b>	<b>4-2</b>	<b>25-22</b>			

## YEAR-BY-YEAR SERIES RESULTS

Year	Home	Road	Totals	Year	Home	Road	Totals	Year	Home	Road	Totals
1968	6-3	4-5	10-8	1986	3-3	2-4	5-7	2004	0-3	1-5	1-8
1969	4-2	4-2	8-4	1987	5-1	3-3	8-4	2005	2-1	2-5	4-6
1970	4-2	1-5	5-7	1988	6-0	3-3	9-3	2006	4-2	3-1	7-3
1971	4-2	5-1	9-3	1989	4-2	1-5	5-7	2007	3-1	1-3	4-4
1972	1-5	2-4	3-9	1990	4-2	4-2	8-4	2008	4-3*	0-3	4-6
1973	3-3	5-1	8-4	1991	2-4	2-4	4-8	2009	2-1	3-4	5-5
1974	2-4	2-4	4-8	1992	4-2	3-3	7-5	2010	4-2	1-2	5-4
1975	4-2	2-4	6-6	1993	2-4	1-5	3-9	2011	1-1	1-5	2-6
1976	5-1	3-3	8-4	1994	1-5	2-4	3-9	2012	6-0	2-1	8-1
1977	2-4	1-4	3-8	1995	2-5	2-3	4-8	2013	2-1	1-2	3-3
1978	3-2	2-3	5-5	1996	4-2	1-6	5-8	2014	3-1	1-2	4-3
1979	2-4	1-5	3-9	1997	3-3	1-4	4-7	2015	1-2	0-3	1-5
1980	2-4	1-5	3-9	1998	1-4	1-5	2-9	2016	1-2	0-3	1-5
1981	4-2	1-5	5-7	1999	4-2	2-2	6-4	2017	3-1	1-2	4-3
1982	4-2	0-6	4-8	2000	2-2	3-3	5-5	2018	2-1	2-1	4-2
1983	2-4	2-4	4-8	2001	4-2	1-2	5-4	<b>Totals</b>	<b>148-123*</b>	<b>96-173</b>	<b>244-296</b>
1984	3-3	2-4	5-7	2002	0-3	3-3	3-6				
1985	2-4	2-4	4-8	2003	2-2	2-1	4-3				

\*includes 1-1 in Tokyo, Japan

# CHICAGO WHITE SOX



American League Central  
 Guaranteed Rate Field  
 333 West 35th Street  
 Chicago, IL 60616  
**Switchboard:** (312) 674-1000  
**Press Box:** (312) 674-5190  
**Media Relations:** (312) 674-5300  
**Media Relations FAX:** (312) 674-5847

Chairman .....Jerry Reinsdorf  
 Senior Vice President/General Manager.....Rick Hahn  
 Manager .....Rick Renteria  
 202-284 (3 seasons)  
 129-195 (2 seasons with Chicago-AL)  
 Senior Vice President, Communications .....Scott Reifert (312) 674-5302  
 Senior Director, Media Relations..... Bob Beghtol (312) 674-5303  
 Assistant Director, Media Relations .....Ray Garcia (312) 674-5306  
 Director of Team Travel .....Ed Cassin (312) 674-5296  
 Stadium.....Guaranteed Rate Field  
 Capacity / Opened .....40,615 / 1991

## SERIES FACTS

Longest A's Winning Streak: 11, June 20-September 7, 1970  
 Longest White Sox Winning Streak: 9, August 1, 1996-August 5, 1997  
 Last A's Series Sweep at Oakland (3 games): April 16-18, 2018  
 Last A's Series Sweep at Oakland (4 games): August 5-8, 1999  
 Last A's Series Sweep at Chicago (3 games): June 23-25, 2017  
 Last A's Series Sweep at Chicago (4 games): May 22-24, 1970  
 Last White Sox Series Sweep at Oakland (3 games): May 15-17, 2015  
 Last White Sox Series Sweep at Oakland (4 games): Sept. 24-27, 1987  
 Last White Sox Series Sweep at Chicago (3 games): May 22-24, 2006  
 Last White Sox Series Sweep at Chicago (4 games): May 8-11, 1997  
 Most Runs in a Game by Oakland: 17, September 15, 2015 (17-6)  
 Most Runs in a Game by Chicago: 17 (twice), last: Sept. 23, 1992 (17-6)  
 Widest Margin of Victory by Oakland: 15, April 27, 2002 (16-1)  
 Widest Margin of Victory by Chicago: 16, October 3, 1987 (17-1)

## SERIES BREAKDOWN

	W	L	PCT.
PHI vs. White Sox (1901-54)	585	589	.498
KC vs. White Sox (1955-67)	92	166	.357
OAK vs. White Sox (1968-2018)	312	289	.519
<b>Totals</b>	<b>989</b>	<b>1044</b>	<b>.486</b>
at the Coliseum	164	138	.543
at Guaranteed Rate Field	66	63	.512

## 2019 SCHEDULE

Dates	Site	Times
July 12-14	OAK	7:07, 1:07, 1:07
August 9-11	CWS	12:10, 4:10, 11:10

## 2018 RECAP

Date	H-A	W-L	Score	Winner	Loser
4/16	H	W	8-1	Mengden	Lopez
4/17	H	W	10-2	Cahill	Gonzalez
4/18	W	W 12-11 (14)	Trivino	Shields	Shields
6/22	A	W	11-2	Manaea	Shields
6/22	A	L	4-6	Giolito	Bassitt
6/23	A	W	7-6	Trivino	Minaya
6/24	A	L	3-10	Rodon	Blackburn
<b>Totals</b>		<b>5-2</b>	<b>55-38</b>		

## YEAR-BY-YEAR SERIES RESULTS

Year	Home	Road	Totals	Year	Home	Road	Totals	Year	Home	Road	Totals
1968	4-5	4-5	8-10	1986	4-2	2-5	6-7	2004	5-1	2-1	7-2
1969	6-3	4-5	10-8	1987	3-4	1-5	4-9	2005	4-2	3-0	7-2
1970	7-2	9-0	16-2	1988	3-3	5-2	8-5	2006	3-0	0-3	3-3
1971	1-8	6-3	7-11	1989	4-3	4-2	8-5	2007	4-2	1-2	5-4
1972	6-3	2-4	8-7	1990	1-5	4-3	5-8	2008	1-2	3-3	4-5
1973	6-3	6-3	12-6	1991	4-3	2-4	6-7	2009	1-2	4-2	5-4
1974	7-2	4-5	11-7	1992	4-2	4-3	8-5	2010	4-2	1-2	5-4
1975	6-3	3-6	9-9	1993	3-4	3-3	6-7	2011	1-2	3-4	4-6
1976	6-3	3-5	9-8	1994	1-5	2-1	3-6	2012	2-1	1-2	3-3
1977	3-5	2-5	5-10	1995	3-3	2-4	5-7	2013	3-0	2-2	5-2
1978	3-4	5-3	8-7	1996	2-4	5-1	7-5	2014	2-1	1-3	3-4
1979	3-4	1-5	4-9	1997	1-4	2-4	3-8	2015	0-3	2-2	2-5
1980	3-3	4-3	7-6	1998	3-2	4-2	7-4	2016	1-3	1-2	2-5
1981	2-5	4-2	6-7	1999	4-0	3-3	7-3	2017	2-1	3-0	5-1
1982	1-5	3-4	4-9	2000	2-4	1-2	3-6	2018	3-0	2-2	5-2
1983	4-3	1-5	5-8	2001	3-0	5-1	8-1	<b>Totals</b>	<b>164-138</b>	<b>148-151</b>	<b>312-289</b>
1984	4-2	3-4	7-6	2002	6-0	1-2	7-2				
1985	3-4	2-4	5-8	2003	2-1	3-3	5-4				

# CLEVELAND INDIANS



American League Central  
 Progressive Field  
 2401 Ontario Street  
 Cleveland, OH 44115  
**Switchboard:** (216) 420-4200  
**Press Box:** (216) 420-4654  
**Media Relations:** (216) 420-4380  
**Media Relations FAX:** (216) 420-4430

**Chairman & Chief Executive Officer**.....Paul J. Dolan  
**President, Baseball Operations** .....Chris Antonetti  
**General Manager**.....Mike Chernoff  
**Manager** .....Terry Francona  
 1574-1340 (18 seasons)  
 544-425 (6 seasons with Cleveland)  
**Director, Baseball Information & Player Relations**.....Bart Swain (216) 420-4386  
**Director, Communications & Player Relations** ...Court Berry-Tripp (216) 420-4391  
**Director of Team Travel** .....Mike Seghi (216) 420-4303  
**Stadium**.....Progressive Field  
**Capacity / Opened** .....34,788 / 1994

## SERIES FACTS

**Longest A's Winning Streak:** 10, July 31, 1971-August 18, 1972  
**Longest Indians Winning Streak:** 13, May 27, 1994-July 23, 1995  
**Last A's Series Sweep at Oakland (3 games):** July 14-16, 2017  
**Last A's Series Sweep at Oakland (4 games):** September 17-20, 2009  
**Last A's Series Sweep at Cleveland (3 games):** May 16-18, 2014  
**Last A's Series Sweep at Cleveland (4 games):** August 27-30, 2012  
**Last Indians Series Sweep at Oakland (3 games):** April 10-12, 2000  
**Last Indians Series Sweep at Oakland (4 games):** April 26-29, 1999  
**Last Indians Series Sweep at Cleveland (3 games):** July 29-31, 2016  
**Last Indians Series Sweep at Cleveland (4 games):** May 6-9, 2013  
**Most Runs in a Game by Oakland:** 17, August 2, 2001 (17-4)  
**Most Runs in a Game by Cleveland:** 20, May 4, 1991 (20-6)  
**Widest Margin of Victory by Oakland:** 13, August 2, 2001 (17-4)  
**Widest Margin of Victory by Cleveland:** 14, May 4, 1991 (20-6)

## SERIES BREAKDOWN

	W	L	PCT.
PHI vs. Indians (1901-54)	529	642	.452
KC vs. Indians (1955-67)	106	151	.412
OAK vs. Indians (1968-2018)	278	241	.536
<b>Totals</b>	<b>913</b>	<b>1034</b>	<b>.469</b>
<b>at the Coliseum</b>	<b>148</b>	<b>105</b>	<b>.585</b>
<b>at Progressive Field</b>	<b>45</b>	<b>67</b>	<b>.402</b>

## 2019 SCHEDULE

Dates	Site	Times
May 10-12	OAK	6:37, 6:07, 1:07
May 20-22	CLE	3:10, 3:10, 10:10

## 2018 RECAP

Date	H-A	W-L	Score	Winner	Loser
6/29	H	W	3-1	Blackburn	Bauer
6/30	H	W	7-2	Jackson	Plutko
7/1	H	L	3-15	Clevinger	Montas
7/6	A	L	4-10	Carrasco	Blackburn
7/7	A	W	6-3 (11)	Treinen	Tomlin
7/8	A	W	6-0	Anderson	Tomlin
<b>Totals</b>	<b>4-2</b>	<b>29-31</b>			

## YEAR-BY-YEAR SERIES RESULTS

Year	Home	Road	Totals	Year	Home	Road	Totals	Year	Home	Road	Totals
1968	7-2	5-4	12-6	1986	2-4	0-6	2-10	2004	2-1	1-5	3-6
1969	3-3	4-2	7-5	1987	4-2	4-2	8-4	2005	2-1	1-5	3-6
1970	3-3	2-4	5-7	1988	5-1	3-3	8-4	2006	4-2	2-1	6-3
1971	4-2	4-2	8-4	1989	4-2	6-0	10-2	2007	2-1	2-5	4-6
1972	6-0	4-2	10-2	1990	5-1	3-3	8-4	2008	2-1	2-4	4-5
1973	5-1	4-2	9-3	1991	3-3	4-2	7-5	2009	4-0	1-2	5-2
1974	4-2	3-3	7-5	1992	3-3	3-3	6-6	2010	2-1	4-2	6-3
1975	5-1	5-1	10-2	1993	2-4	2-4	4-8	2011	1-2	1-3	2-5
1976	4-2	4-2	8-4	1994	0-3	0-3	0-6	2012	4-2	4-0	8-2
1977	1-4	2-3	3-7	1995	0-3	0-4	0-7	2013	2-1	0-4	2-5
1978	3-2	3-3	6-4	1996	4-2	2-4	6-6	2014	1-2	3-0	4-2
1979	3-3	1-5	4-8	1997	2-3	2-4	4-7	2015	2-2	2-1	4-3
1980	4-2	2-4	6-6	1998	4-1	4-2	8-3	2016	2-1	0-3	2-4
1981	1-1	1-2	2-3	1999	1-5	1-5	2-10	2017	3-0	1-3	4-3
1982	3-3	5-1	8-4	2000	3-3	3-3	6-6	2018	2-1	2-1	4-2
1983	1-5	4-2	5-7	2001	1-3	2-1	3-4	<b>Totals</b>	<b>148-105</b>	<b>130-136</b>	<b>278-241</b>
1984	2-4	3-3	5-7	2002	1-2	4-0	5-2				
1985	5-1	4-2	9-3	2003	5-1	1-2	6-3				

OPPONENTS

# DETROIT TIGERS



American League Central  
Comerica Park  
2100 Woodward Avenue  
Detroit, MI 48201  
Switchboard: (313) 471-2000  
Press Box: (313) 471-2103, 2104  
Media Relations: (313) 471-2000  
Media Relations FAX: (313) 471-2138

President and CEO, Ilitch Holdings, Inc.....Christopher Ilitch  
Exec. Vice President, Baseball Operations & General Manager..... Al Avila  
Manager..... Ron Gardenhire  
1132-1137 (14 seasons)  
64-98 (1 season with Detroit)  
Director, Media Relations..... Chad Crunk (313) 471-2092  
Coordinator, Media Relations .....Michele Wysocki (313) 471-2114  
Director, Team Travel..... Brian Britten (313) 471-2276  
Stadium.....Comerica Park  
Capacity / Opened.....41,083 / 2000

## SERIES FACTS

Longest A's Winning Streak: 12, May 6, 2017 to present  
Longest Tigers Winning Streak: 7, September 14, 1997-August 14, 1998  
Last A's Series Sweep at Oakland (3 games): August 3-5, 2018  
Last A's Series Sweep at Oakland (4 games): None  
Last A's Series Sweep at Detroit (3 games): September 18-20, 2017  
Last A's Series Sweep at Detroit (4 games): June 25-28, 2018  
Last Tigers Series Sweep at Oakland (3 games): None  
Last Tigers Series Sweep at Oakland (4 games): None  
Last Tigers Series Sweep at Detroit (3 games): June 30-July 2, 2014  
Last Tigers Series Sweep at Detroit (4 games): August 10-12, 1965  
Most Runs in a Game by Oakland: 16 (twice), last: Aug. 10, 2007 (16-10)  
Most Runs in a Game by Detroit: 20, April 13, 1993 (20-4)  
Widest Margin of Victory by Oakland: 12 (twice), last: June 19, 1999 (13-1)  
Widest Margin of Victory by Detroit: 16, April 13, 1993 (20-4)

## SERIES BREAKDOWN

	W	L	PCT.
PHI vs. Tigers (1901-54)	562	601	.483
KC vs. Tigers (1955-67)	106	152	.411
OAK vs. Tigers (1968-2018)	264	247	.517
<b>Totals</b>	<b>932</b>	<b>1000</b>	<b>.482</b>
at the Coliseum	145	111	.566
at Comerica Park	41	28	.594

## 2019 SCHEDULE

Dates	Site	Times
May 16-19	DET	10:10, 4:10, 1:10, 10:10
September 6-8	OAK	7:07, 6:07, 1:07

## 2018 RECAP

Date	H-A	W-L	Score	Winner	Loser
6/25	A	W	5-4	Trivino	Greene
6/26	A	W	9-7	Buchter	Greene
6/27	A	W	3-0	Bassitt	Fiers
6/28	A	W	4-2	Manaea	Fulmer
8/3	H	W	1-0 (13)	Pagán	Farmer
8/4	H	W	2-1	Jackson	Zimmermann
8/5	H	W	6-0	Cahill	Liriano
<b>Totals</b>		<b>7-0</b>	<b>30-14</b>		

## YEAR-BY-YEAR SERIES RESULTS

Year	Home	Road	Totals	Year	Home	Road	Totals	Year	Home	Road	Totals
1968	3-6	2-7	5-13	1986	4-2	2-4	6-6	2004	3-3	2-1	5-4
1969	3-3	2-4	5-7	1987	4-2	3-3	7-5	2005	3-0	2-1	5-1
1970	3-3	3-3	6-6	1988	4-2	4-2	8-4	2006	3-3	1-2	4-5
1971	4-2	4-2	8-4	1989	4-2	4-2	8-4	2007	4-2	2-2	6-4
1972	4-2	4-2	8-4	1990	4-2	2-4	6-6	2008	3-0	3-3	6-3
1973	4-2	1-5	5-7	1991	4-2	4-2	8-4	2009	4-2	0-3	4-5
1974	3-3	4-2	7-5	1992	4-2	2-4	6-6	2010	0-2	3-1	3-3
1975	2-4	4-2	6-6	1993	3-3	1-5	4-8	2011	4-4	1-1	5-5
1976	4-2	2-4	6-6	1994	3-0	1-5	4-5	2012	2-2	1-2	3-4
1977	3-2	2-3	5-5	1995	2-0	1-2	3-2	2013	1-2	3-1	4-3
1978	2-3	2-3	4-6	1996	3-3*	5-1	8-4	2014	2-2	0-3	2-5
1979	2-4	3-3	5-7	1997	2-4	2-3	4-7	2015	1-2	3-0	4-2
1980	4-2	2-4	6-6	1998	3-3	1-4	4-7	2016	2-1	1-3	3-4
1981	2-1	0-0	2-1	1999	2-2	4-2	6-4	2017	2-1	3-0	5-1
1982	2-4	1-5	3-9	2000	3-3	1-3	4-6	2018	3-0	4-0	7-0
1983	4-2	2-4	6-6	2001	2-1	4-0	6-1	<b>Totals</b>	<b>147-113*</b>	<b>117-134</b>	<b>264-247</b>
1984	3-3	0-6	3-9	2002	3-1	3-0	6-1				
1985	2-4	2-4	4-8	2003	2-1	4-2	6-3				

\*includes 2-2 in Las Vegas

# HOUSTON ASTROS



American League West  
Minute Maid Park  
501 Crawford St.  
Houston, TX 77002  
Switchboard: (713) 259-8000  
Press Box: (713) 259-8574  
Media Relations: (713) 259-8900  
Media Relations FAX: (713) 259-8025

Owner & Chairman.....Jim Crane  
President, Business Operations.....Reid Ryan  
President, Baseball Operations & General Manager.....Jeff Luhnow  
Manager.....A.J. Hinch  
463-397 (6 seasons)  
374-274 (4 seasons with Houston)  
Vice President, Communications.....Gene Dias (713) 259-8985  
Senior Manager, Communications.....Steve Grande (713) 259-8990  
Stadium.....Minute Maid Park  
Capacity / Opened.....41,168 / 2000

## SERIES FACTS

Longest A's Winning Streak: 12, June 13, 2007-July 22, 2013  
Longest Astros Winning Streak: 10, July 20, 2016 to April 28, 2017  
Last A's Series Sweep at Oakland (3 games): April 18-20, 2014  
Last A's Series Sweep at Oakland (4 games): September 8-10, 2017  
Last A's Series Sweep at Houston (3 games): May 24-26, 2013  
Last A's Series Sweep at Houston (4 games): None  
Last Astros Series Sweep at Oakland (3 games): June 12-14, 2018  
Last Astros Series Sweep at Oakland (4 games): June 19-22, 2017  
Last Astros Series Sweep at Houston (3 games): August 29-31, 2016  
Last Astros Series Sweep at Houston (4 games): None  
Most Runs in a Game by Oakland: 13, July 24, 2014 (13-1)  
Most Runs in a Game by Houston: 16, May 7, 2018 (16-2)  
Widest Margin of Victory by Oakland: 12, July 24, 2014 (13-1)  
Widest Margin of Victory by Houston: 14, May 7, 2018 (16-2)

## SERIES BREAKDOWN

	W	L	PCT.
OAK vs. Astros (2002-18)	60	60	.500
<b>Totals</b>	<b>60</b>	<b>60</b>	<b>.500</b>
at the Coliseum	31	29	.517
at Minute Maid Park	29	31	.483

## 2019 SCHEDULE

Dates	Site	Times
April 5-7	HOU	5:10, 4:10, 11:10
April 16-17	OAK	7:07, 7:07
May 31-Jun 2	OAK	7:07, 7:07, 1:07
July 22-24	HOU	5:10, 5:10, 11:10
August 15-18	OAK	7:07, 7:07, 1:07, 1:07
September 9-12	HOU	5:10, 5:10, 5:10, 5:10

## 2018 RECAP

Date	H-A	W-L	Score	Winner	Loser
4/27	A	W	8-1	Manaea	Keuchel
4/28	A	L	0-11	McCutters Jr.	Mengden
4/29	A	L	4-8	Harris	Cahill
5/7	H	L	2-16	Keuchel	Anderson
5/8	H	L	2-4	McCutters Jr.	Manaea
5/9	H	L	1-4	Cole	Mengden
6/12	H	L	3-6	McCutters Jr.	Mengden
6/13	H	L	5-13	Cole	Blackburn
6/14	H	L	3-7	Verlander	Montas
7/9	A	W	2-0	Montas	Peacock
7/10	A	L	5-6 (11)	McHugh	Treinen
7/11	A	W	8-3	Bassitt	McCutters Jr.
7/12	A	W	6-4	Petit	Devenski
8/17	H	W	4-3 (10)	Treinen	Sipp
8/18	H	W	7-1	Cahill	Keuchel
8/19	H	L	4-9	Verlander	Manaea
8/27	A	L	4-11	Cole	Anderson
8/28	A	W	4-3	Familia	Osuna
8/29	A	L	4-5	Osuna	Familia
<b>Totals</b>		<b>7-12</b>	<b>76-115</b>		

## YEAR-BY-YEAR SERIES RESULTS

Year	Home	Road	Totals	Year	Home	Road	Totals	Year	Home	Road	Totals
2002	3-0	0-0	3-0	2014	6-3	5-5	11-8	2017	4-6	3-6	7-12
2007	0-0	2-1	2-1	2015	5-5	4-5	9-10	2018	2-7	5-5	7-12
2013	7-3	8-1	15-4	2016	4-5	2-8	6-13	<b>Totals</b>	<b>31-29</b>	<b>29-31</b>	<b>60-60</b>

## FRANCHISE FACTS

All-Time Record.....	8931-9387	West Division Championships.....	16
Philadelphia.....	3886-4248	Wild Card Championships.....	3
Kansas City.....	829-1224	Most Valuable Players.....	11
Oakland.....	4216-3915	Cy Young Award Winners.....	5
World Championships.....	9	Rookies of the Year.....	8
Philadelphia.....	5	Managers of the Year.....	4
Oakland.....	4	Hall of Famers.....	17
American League Championships.....	15		
Philadelphia.....	9		
Oakland.....	6		

# KANSAS CITY ROYALS



American League Central  
 Kauffman Stadium  
 1 Royal Way  
 Kansas City, MO 64129  
 Switchboard: (816) 921-8000  
 Press Box: (816) 504-4391, 4392  
 Media Relations: (816) 504-4362, 4368, 4369  
 Media Relations FAX: (816) 921-5775

Owner/Chief Executive Officer.....David Glass  
 President.....Dan Glass  
 Senior VP - Baseball Operations/General Manager.....Dayton Moore  
 Manager.....Ned Yost  
 1144-1238 (15 seasons)  
 687-736 (9 seasons with Kansas City)  
 Vice President, Communications and Broadcasting.....Mike Swanson  
 (816) 504-4713  
 Assistant Director, Communications.....Mike Cummings (816) 504-4368  
 Senior Director, Team Travel and Clubhouse Operations.....Jeff Davenport  
 (816) 504-4755  
 Stadium.....Kauffman Stadium  
 Capacity / Opened.....37,903 / 1973

## SERIES FACTS

Longest A's Winning Streak: 10, May 31, 2003-May 23, 2004  
 Longest Royals Winning Streak: 8, September 4, 1978-June 18, 1979  
 Last A's Series Sweep at Oakland (3 games): May 17-19, 2013  
 Last A's Series Sweep at Oakland (4 games): September 26-28, 1977  
 Last A's Series Sweep at Kansas City (3 games): July 16-18, 2010  
 Last A's Series Sweep at Kansas City (4 games): September 12-15, 2016  
 Last Royals Series Sweep at Oakland (3 games): June 26-28, 2015  
 Last Royals Series Sweep at Oakland (4 games): None  
 Last Royals Series Sweep at Kansas City (3 games): Sept. 2-4, 2008  
 Last Royals Series Sweep at Kansas City (4 games): August 1-4, 1994  
 Most Runs in a Game by Oakland: 21, June 18, 2000 (21-3)  
 Most Runs in a Game by Kansas City: 16 (seven times), last: September 14, 1998  
 (16-6)  
 Widest Margin of Victory by Oakland: 18, June 18, 2000 (21-3)  
 Widest Margin of Victory by Kansas City: 16, June 25, 1984 (16-0)

## SERIES BREAKDOWN

	W	L	PCT.
OAK vs. Royals (1969-2018)	322	265	.549
<b>Total</b>	<b>322</b>	<b>265</b>	<b>.549</b>
at the Coliseum	175	118	.597
at Kauffman Stadium	127	131	.492

## 2019 SCHEDULE

Dates	Site	Times
August 26-29	KC	5:15, 5:15, 5:15, 10:15
September 16-18	OAK	7:07, 7:07, 12:07

## 2018 RECAP

Date	H-A	W-L	Score	Winner	Loser
6/1	A	W	16-0	Montas	Kennedy
6/2	A	L	4-5	Hill	Petit
6/3	A	W	5-1	Trivino	Junis
6/7	H	W	4-1	Blackburn	Hammel
6/8	H	W	7-2	Montas	Junis
6/9	H	L	0-2	Duffy	Bassitt
6/10	H	W	3-2	Treinen	Adam
<b>Totals</b>	<b>5-2</b>	<b>39-13</b>			

## YEAR-BY-YEAR SERIES RESULTS

Year	Home	Road	Totals	Year	Home	Road	Totals	Year	Home	Road	Totals
1969	4-5	6-3	10-8	1986	2-4	3-4	5-8	2003	2-1	5-1	7-2
1970	7-2	4-5	11-7	1987	3-4	5-1	8-5	2004	4-2	3-0	7-2
1971	7-2	6-3	13-5	1988	2-4	3-4	5-8	2005	1-2	3-0	4-2
1972	7-2	4-5	11-7	1989	4-3	2-4	6-7	2006	1-2	4-2	5-4
1973	6-3	4-5	10-8	1990	5-1	4-3	9-4	2007	2-5	2-1	4-6
1974	7-2	3-6	10-8	1991	4-3	3-3	7-6	2008	3-3	0-3	3-6
1975	8-1	3-6	11-7	1992	5-1	4-3	9-4	2009	4-1	2-1	6-2
1976	5-4	4-5	9-9	1993	5-2	2-4	7-6	2010	2-1	4-2	6-3
1977	5-3	1-6	6-9	1994	1-2	2-5	3-7	2011	3-3	2-1	5-4
1978	3-4	2-6	5-10	1995	3-4	5-1	8-5	2012	2-1	2-4	4-5
1979	3-4	1-5	4-9	1996	5-1	2-4	7-5	2013	3-0	2-1	5-1
1980	4-2	3-4	7-6	1997	3-2	5-1	8-3	2014	1-2	1-3	2-5
1981	1-2	2-1	3-3	1998	3-3	1-4	4-7	2015	0-3	1-2	1-5
1982	3-3	3-4	6-7	1999	5-1	1-5	6-6	2016	2-1	4-0	6-1
1983	4-3	2-4	6-7	2000	3-3	5-1	8-4	2017	1-2	2-1	3-3
1984	4-2	4-3	8-5	2001	2-1	4-2	6-3	2018	3-1	2-1	5-2
1985	3-4	2-4	5-8	2002	5-1	3-0	8-1	<b>Totals</b>	<b>175-118</b>	<b>147-147</b>	<b>322-265</b>

# LOS ANGELES ANGELS



American League West  
 Angel Stadium  
 2000 Gene Autry Way  
 Anaheim, CA 92806  
**Switchboard:** (714) 940-2000  
**Press Box:** (714) 940-2705  
**Media Relations:** (714) 940-2014  
**Media Relations FAX:** (714) 940-2205

**Owner**..... Arte and Carole Moreno  
**Chairman**..... Dennis Kuhl  
**General Manager**..... Billy Eppler  
**Manager**..... Brad Ausmus  
 314-332 (4 seasons)  
 (1st season with Los Angeles)  
**Vice President, Communications**..... Tim Mead (714) 940-2003  
**Director, Communications**..... Eric Kay (714) 940-2173  
**Traveling Secretary**..... Tom Taylor (714) 940-2016  
**Stadium**..... Angel Stadium  
**Capacity / Opened**..... 45,517 / 1966

## SERIES FACTS

**Longest A's Winning Streak:** 10 (twice), last: April 26, 1991-April 20, 1992  
**Longest Angels Winning Streak:** 12, Sept. 18, 1996-Sept. 17, 1997  
**Last A's Series Sweep at Oakland (3 games):** May 30-June 1, 2014  
**Last A's Series Sweep at Oakland (4 games):** April 18-20, 1980  
**Last A's Series Sweep at Los Angeles (3 games):** April 9-11, 2013  
**Last A's Series Sweep at Los Angeles (4 games):** October 4-7, 2001  
**Last Angels Series Sweep at Oakland (3 games):** April 11-13, 2016  
**Last Angels Series Sweep at Oakland (4 games):** July 10-13, 1997  
**Last Angels Series Sweep at Los Angeles (3 games):** August 28-30, 2017  
**Last Angels Series Sweep at Los Angeles (4 games):** August 28-31, 2014  
**Most Runs in a Game by Oakland:** 21, September 20, 2018 (21-3)  
**Most Runs in a Game by Los Angeles:** 17, July 4, 1979 (17-6)  
**Widest Margin of Victory by Oakland:** 18, September 20, 2018 (21-3)  
**Widest Margin of Victory by Los Angeles:** 13, April 21, 2015 (14-1)

## SERIES BREAKDOWN

	W	L	PCT.
KC vs. Angels (1961-67)	49	77	.389
OAK vs. Angels (1968-2018)	437	376	.538
<b>Totals</b>	<b>486</b>	<b>453</b>	<b>.518</b>
<b>at the Coliseum</b>	<b>228</b>	<b>177</b>	<b>.563</b>
<b>at Angel Stadium (since 1968)</b>	<b>209</b>	<b>199</b>	<b>.512</b>

## 2019 SCHEDULE

Dates	Site	Times
March 28-31	OAK	1:07, 7:07, 6:07, 1:07
May 27-29	OAK	1:07, 7:07, 12:37
June 4-6	LAA	7:07, 7:07, 7:07
June 27-30	LAA	7:07, 7:07, 7:07, 1:07
September 3-5	OAK	7:07, 7:07, 12:37
September 24-25	LAA	7:07, 7:07

## 2018 RECAP

Date	H-A	W-L	Score	Winner	Loser
3/29	H	W	6-5 (11)	Hatcher	Ramirez
3/30	H	L	1-2	Skaggs	Manaea
3/31	H	L	3-8	Shoemaker	Mangden
4/1	H	L	4-7	Ohtani	Gossett
4/6	A	L	9-13	Johnson	Treinen
4/7	A	W	7-3	Triggs	Ramirez
4/8	A	L	1-6	Ohtani	Graveman
6/15	H	L	4-8	Skaggs	Bassitt
6/16	H	W	6-4	Manaea	Ramirez
6/17	H	W	6-5 (11)	Treinen	Jewell
8/10	A	L	3-4	Johnson	Trivino
8/11	A	W	7-0	Jackson	Skaggs
8/12	A	W	8-7	Rodney	Johnson
9/18	H	L	7-9	Ramirez	Trivino
9/19	H	W	10-0	Anderson	Peña
9/20	H	W	21-3	Jackson	Shoemaker
9/28	A	L	5-8	Cole	Fiers
9/29	A	W	5-2	Cahill	Skaggs
9/30	A	L	4-5	Bridwell	Hatcher
<b>Totals</b>			<b>9-10 117-99</b>		

## YEAR-BY-YEAR SERIES RESULTS

Year	Home	Road	Totals	Year	Home	Road	Totals	Year	Home	Road	Totals
1968	7-2	6-3	13-5	1986	2-5	1-5	3-10	2004	4-5	5-5	9-10
1969	7-2	5-4	12-6	1987	2-4	5-2	7-6	2005	5-5	4-5	9-10
1970	5-4	5-4	10-8	1988	6-1	3-3	9-4	2006	3-7	5-4	8-11
1971	4-5	7-2	11-7	1989	4-2	4-3	8-5	2007	5-4	5-5	10-9
1972	5-4	5-4	10-8	1990	4-3	5-1	9-4	2008	4-5	5-5	9-10
1973	5-4	7-2	12-6	1991	6-0	6-1	12-1	2009	1-8	6-4	7-12
1974	7-2	5-4	12-6	1992	5-2	3-3	8-5	2010	6-4	2-7	8-11
1975	6-3	5-4	11-7	1993	4-2	3-4	7-6	2011	6-3	5-5	11-8
1976	6-3	6-3	12-6	1994	3-0	3-3	6-3	2012	3-6	7-3	10-9
1977	6-1	4-4	10-5	1995	5-1	2-5	7-6	2013	6-4	5-4	11-8
1978	3-5	3-4	6-9	1996	3-4	4-2	7-6	2014	6-3	3-7	9-10
1979	1-5	2-5	3-10	1997	0-6	1-5	1-11	2015	4-5	4-6	8-11
1980	6-1	4-2	10-3	1998	4-2	3-3	7-5	2016	3-6	4-6	7-12
1981	4-2	4-0	8-2	1999	3-3	1-5	4-8	2017	5-5	2-7	7-12
1982	3-4	1-5	4-9	2000	5-2	3-3	8-5	2018	5-5	4-5	9-10
1983	4-2	4-3	8-5	2001	7-3	7-3	14-6	<b>Totals</b>	<b>228-177</b>	<b>209-199</b>	<b>437-376</b>
1984	2-5	4-2	6-7	2002	7-3	4-6	11-9				
1985	4-2	3-4	7-6	2003	7-3	5-5	12-8				

OPPONENTS

# MINNESOTA TWINS



American League Central  
 Target Field  
 1 Twins Way  
 Minneapolis, MN 55403  
 Switchboard: (612) 659-3400  
 Press Box: (612) 659-3400, ext. 2400  
 Media Relations: (612) 659-3471  
 Media Relations FAX: (612) 659-4029

Executive Chair ..... Jim Pohlad  
 President & Chief Executive Officer ..... Dave St. Peter  
 Executive Vice President, Chief Baseball Officer ..... Derek Falvey  
 Senior Vice President, General Manager ..... Thad Levine  
 Manager ..... Rocco Baldelli  
 0-0 (1st season)  
 Senior Director, Communications ..... Dustin Morse (612) 659-3472  
 Senior Manager, Communications ..... Mitch Hestad (612) 659-3473  
 Director, Team Travel ..... Mike Herman (612) 659-3471  
 Stadium ..... Target Field  
 Capacity / Opened ..... 38,544 / 2010

## SERIES FACTS

Longest A's Winning Streak: 12, September 11, 2013-August 9, 2014  
 Longest Twins Winning Streak: 8 (twice), last: May 21-July 20, 2003  
 Last A's Series Sweep at Oakland (3 games): May 30-June 1, 2016  
 Last A's Series Sweep at Oakland (4 games): September 19-22, 2013  
 Last A's Series Sweep at Minnesota (3 games): April 7-10, 2014  
 Last A's Series Sweep at Minnesota (4 games): April 9-12, 1981  
 Last Twins Series Sweep at Oakland (3 games): July 18-20, 1997  
 Last Twins Series Sweep at Oakland (4 games): August 13-15, 1993  
 Last Twins Series Sweep at Minnesota (3 games): May 28-30, 2012  
 Last Twins Series Sweep at Minnesota (4 games): July 12-15, 2007  
 Last Twins Series Sweep at Minnesota (5 games): July 30-Aug. 2, 1976  
 Most Runs in a Game by Oakland: 18, September 11, 2013 (18-3)  
 Most Runs in a Game by Minnesota: 20, April 27, 1980 (20-11)  
 Widest Margin of Victory by Oakland: 15 (twice), last: September 11, 2013 (18-3)  
 Widest Margin of Victory by Minnesota: 13, May 6, 2015 (13-0)

## SERIES BREAKDOWN

	W	L	PCT.
PHI vs. Senators (1901-54)	579	572	.503
KC vs. Senators (1955-60)	68	64	.515
KC vs. Twins (1961-67)	57	69	.452
OAK vs. Twins (1968-2018)	305	302	.502
<b>Totals</b>	<b>1009</b>	<b>1007</b>	<b>.500</b>
<b>at the Coliseum</b>	<b>170</b>	<b>130</b>	<b>.567</b>
<b>at Target Field</b>	<b>18</b>	<b>17</b>	<b>.514</b>

## 2019 SCHEDULE

Dates	Site	Times
July 2-4	OAK	7:07, 6:07, 1:07
July 18-21	MIN	5:10, 5:10, 4:10, 11:10

## 2018 RECAP

Date	H-A	W-L	Score	Winner	Loser
8/23	A	L	4-6	Busenitz	Cahill
8/24	A	W	7-1	Manaea	Odorizzi
8/25	A	W	6-2	Fiers	Gonsalves
8/26	A	W	6-2	Buchter	Berrios
9/21	H	W	7-6 (10)	Treinen	Magill
9/22	H	W	3-2	Treinen	Hildenberger
9/23	H	L	1-5	Gibson	Cahill
<b>Totals</b>	<b>5-2</b>	<b>34-24</b>			

## YEAR-BY-YEAR SERIES RESULTS

Year	Home	Road	Totals	Year	Home	Road	Totals	Year	Home	Road	Totals
1968	6-3	4-5	10-8	1986	4-3	3-3	7-6	2004	2-1	3-1	5-2
1969	3-6	2-7	5-13	1987	3-3	0-7	3-10	2005	3-3	3-1	6-4
1970	2-7	3-6	5-13	1988	4-3	4-2	8-5	2006	3-1	1-5	4-6
1971	5-4	5-4	10-8	1989	4-2	3-4	7-6	2007	2-1	0-4	2-5
1972	6-2	3-6	9-8	1990	5-2	2-4	7-6	2008	4-3	1-2	5-5
1973	2-7	2-7	4-14	1991	3-3	2-5	5-8	2009	4-3	2-1	6-4
1974	7-2	6-3	13-5	1992	4-3	4-2	8-5	2010	1-2	2-4	3-6
1975	6-3	6-3	12-6	1993	1-5	4-3	5-8	2011	2-3	2-1	4-4
1976	6-3	1-8	7-11	1994	2-2	3-0	5-2	2012	2-1	3-3	5-4
1977	4-3	2-5	6-8	1995	4-2	3-3	7-5	2013	4-0	2-1	6-1
1978	3-5	3-4	6-9	1996	4-2	3-4	7-6	2014	3-1	3-0	6-1
1979	2-4	2-5	4-9	1997	2-4	2-3	4-7	2015	2-1	1-3	3-4
1980	5-2	2-4	7-6	1998	3-3	4-1	7-4	2016	3-0	1-2	4-2
1981	3-0	5-2	8-2	1999	4-2	1-5	5-7	2017	2-1	1-2	3-3
1982	5-2	5-1	10-3	2000	2-4	5-1	7-5	2018	2-1	3-1	5-2
1983	4-2	5-2	9-4	2001	1-2	3-3	4-5	<b>Totals</b>	<b>170-130</b>	<b>135-172</b>	<b>305-302</b>
1984	4-3	1-5	5-8	2002	4-2	2-1	6-3				
1985	3-1	2-7	5-8	2003	1-2	0-6	1-8				



# NEW YORK YANKEES



American League East  
 Yankee Stadium  
 One East 161st Street  
 Bronx, NY 10451  
**Switchboard:** (718) 293-4300  
**Press Box:** (718) 579-4460  
**Media Relations:** (718) 579-4460  
**Media Relations FAX:** (718) 293-8414

Managing General Partner / Co-Chairperson.....Harold Z. Steinbrenner  
 General Partner / Co-Chairperson.....Henry G. Steinbrenner  
 Senior Vice President, General Manager.....Brian Cashman  
 Manager.....Aaron Boone  
 100-62 (1 season)  
 Vice President, Communications & Media Relations...Jason Zillo (718) 579-4515  
 Assistant Director, Baseball Information & Public Communications.....  
 Michael Margolis (718) 579-4503  
 Director, Team Travel & Player Services.....Ben Tuliebitz (718) 579-4447  
 Stadium.....Yankee Stadium  
 Capacity / Opened .....49,469 / 2009

## SERIES FACTS

Longest A's Winning Streak: 16, September 9, 1989-May 1, 1991  
 Longest Yankees Winning Streak: 11, July 5, 2010-July 22, 2011  
 Last A's Series Sweep at Oakland (3 games): June 11-13, 2013  
 Last A's Series Sweep at Oakland (4 games): June 15-18, 2017  
 Last A's Series Sweep at New York (3 games): April 19-21, 2016  
 Last A's Series Sweep at New York (4 games): July 14-16, 1972  
 Last Yankees Series Sweep at Oakland (3 games): May 25-27, 2012  
 Last Yankees Series Sweep at Oakland (4 games): May 19-22, 2016  
 Last Yankees Series Sweep at New York (3 games): July 18-20, 2008  
 Last Yankees Series Sweep at New York (4 games): August 30-September 2, 2010  
 Most Runs in a Game by Oakland: 19, August 29, 1989 (19-5)  
 Most Runs in a Game by New York: 22, August 25, 2011 (22-9)  
 Widest Margin of Victory by Oakland: 14, August 29, 1989 (19-5)  
 Widest Margin of Victory by New York: 16, August 26, 1997 (18-2)

## SERIES BREAKDOWN

	W	L	PCT.
PHI vs. Orioles (1901-02)	21	18	.538
PHI vs. Yankees (1903-54)	445	665	.401
KC vs. Yankees (1955-67)	75	183	.291
OAK vs. Yankees (1968-2018)	250	281	.471
<b>Totals</b>	<b>791</b>	<b>1147</b>	<b>.408</b>
<b>at the Coliseum</b>	<b>138</b>	<b>128</b>	<b>.519</b>
<b>at Yankee Stadium</b>	<b>15</b>	<b>22</b>	<b>.405</b>

## 2019 SCHEDULE

Dates	Site	Times
Aug. 20-22	OAK	7:07, 7:07, 6:37
Aug. 30-Sept. 1	NYN	4:05, 10:05, 10:05

## 2018 RECAP

Date	H-A	W-L	Score	Winner	Loser
5/11	A	W	10-5	Graveman	Gray
5/12	A	L	6-7 (10)	Cole	Hatcher
5/13	A	L	2-6	Severino	Anderson
9/3	H	W	6-3	Cahill	Sabathia
9/4	H	L	1-5	Robertson	Rodney
9/5	H	W	8-2	Fiers	Severino
<b>Totals</b>		<b>3-3</b>	<b>33-28</b>		

## YEAR-BY-YEAR SERIES RESULTS

Year	Home	Road	Totals	Year	Home	Road	Totals	Year	Home	Road	Totals
1968	2-7	6-3	8-10	1986	4-2	3-3	7-5	2004	1-2	1-5	2-7
1969	5-1	1-5	6-6	1987	4-2	3-3	7-5	2005	1-5	1-2	2-7
1970	4-2	2-4	6-6	1988	4-2	2-4	6-6	2006	2-1	4-2	6-3
1971	2-4	5-1	7-5	1989	4-2	5-1	9-3	2007	2-1	2-1	4-2
1972	4-2	5-1	9-3	1990	6-0	6-0	12-0	2008	1-2	0-3	1-5
1973	5-1	3-3	8-4	1991	3-3	3-3	6-6	2009	1-2	1-5	2-7
1974	3-3	2-4	5-7	1992	4-2	2-4	6-6	2010	1-5	0-4	1-9
1975	3-3	3-3	6-6	1993	4-2	2-4	6-6	2011	0-3	3-3	3-6
1976	2-4	4-2	6-6	1994	2-4	3-3	5-7	2012	4-3	1-2	5-5
1977	1-4	1-5	2-9	1995	5-1	4-3	9-4	2013	3-0	2-1	5-1
1978	2-3	0-5	2-8	1996	1-5	2-4	3-9	2014	0-1	2-1	4-2
1979	1-5	2-4	3-9	1997	3-2	2-4	5-6	2015	3-1	1-2	4-3
1980	3-3	1-5	4-8	1998	2-4	1-4	3-8	2016	0-4	3-0	3-4
1981	2-2	1-2	3-4	1999	2-4	2-2	4-6	2017	4-0	1-2	5-2
1982	3-3	2-4	5-7	2000	1-2	2-4	3-6	2018	2-1	1-2	3-3
1983	2-4	2-4	4-8	2001	6-0	0-3	6-3	<b>Totals</b>	<b>138-128</b>	<b>112-153</b>	<b>250-281</b>
1984	3-3	1-5	4-8	2002	1-2	3-3	4-5				
1985	4-2	1-5	5-7	2003	4-2	2-1	6-3				

OPPONENTS

# SEATTLE MARINERS



American League West  
 T-Mobile Park  
 1250 First Avenue South  
 Seattle, WA 98134  
 Switchboard: (206) 346-4000  
 Press Box: (206) 346-4639, 4622  
 Media Relations: (206) 346-4000  
 Media Relations FAX: (206) 346-4400

Chairman & Managing Partner ..... John Stanton  
 President & Chief Executive Officer ..... Kevin Mather  
 Executive V.P., Baseball Operations & General Manager ..... Jerry Dipoto  
 Manager ..... Scott Servais  
 253-233 (3 seasons)  
 Vice President, Communications ..... Tim Hevly (206) 346-4402  
 Senior Manager, Baseball Information ..... Kelly Munro (206) 346-4401  
 Manager, Baseball Information ..... Ryan Hueter (206) 346-4403  
 Director, Major League Operations ..... Jack Mosimann (2016) 817-6986  
 Stadium ..... T-Mobile Park  
 Capacity / Opened ..... 47,929 / 1999

## SERIES FACTS

Longest A's Winning Streak: 15, April 7-August 16, 2006  
 Longest Mariners Winning Streak: 8, July 9-September 26, 2017  
 Last A's Series Sweep at Oakland (3 games): September 28-30, 2012  
 Last A's Series Sweep at Oakland (4 games): September 10-13, 1992  
 Last A's Series Sweep at Seattle (3 games): April 8-10, 2016  
 Last A's Series Sweep at Seattle (4 games): Sept. 30-Oct. 3, 2010  
 Last Mariners Series Sweep at Oakland (3 games): September 9-11, 2016  
 Last Mariners Series Sweep at Oakland (4 games): None  
 Last Mariners Series Sweep at Seattle (3 games): September 1-3, 2017  
 Last Mariners Series Sweep at Seattle (4 games): August 12-15, 1991  
 Most Runs in a Game by Oakland: 16, April 17, 1981 (16-1)  
 Most Runs in a Game by Seattle: 15 (three times), last: August 6, 1995 (15-8)  
 Widest Margin of Victory by Oakland: 15, April 17, 1981 (16-1)  
 Widest Margin of Victory by Seattle: 13, July 2, 2003 (13-0)

## SERIES BREAKDOWN

	W	L	PCT.
OAK vs. Mariners (1977-2018)	350	292	.545
<b>Totals</b>	<b>350</b>	<b>292</b>	<b>.545</b>
at the Coliseum	189	132	.589
at T-Mobile Park	84	95	.469

## 2019 SCHEDULE

Dates	Site	Times
March 20-21	Tokyo	2:35 am, 2:35 am
May 13-14	SEA	7:10, 7:10
May 24-26	OAK	7:07, 1:07, 1:07
June 14-16	OAK	6:37, 1:07, 1:07
July 5-7	SEA	7:10, 7:10, 1:10
July 16-17	OAK	7:07, 12:37
September 26-29	SEA	7:10, 7:10, 6:10, 12:05

## 2018 RECAP

Date	H-A	W-L	Score	Winner	Loser
4/13	A	L	4-7	Altavilla	Coulombe
4/14	A	L	8-10	Bradford	Graveman
4/15	A	W	2-1	Manaea	Hernández
5/1	A	L	3-6	Hernández	Triggs
5/2	A	W	3-2	Treinen	Diaz
5/3	A	L	1-4	Bradford	Manaea
5/22	H	L	2-3 (10)	Vincent	Petit
5/23	H	L	0-1	Gonzales	Gossett
5/24	H	W	4-3	Petit	Hernández
8/13	H	W	7-6	Manaea	Gonzales
8/14	H	W	3-2	Fiers	Hernandez
8/15	H	L	0-2 (12)	Pazos	Petit
8/30	H	L	1-7	LeBlanc	Montas
8/31	H	W	7-5	Petit	Leake
9/1	H	L	7-8	Paxton	Hendriks
9/2	H	W	8-2	Jackson	Hernández
9/24	A	W	7-3	Buchter	Armstrong
9/25	A	L	8-11 (11)	Colomé	Pagán
9/26	A	W	9-3	Buchter	Hernández
<b>Totals</b>		<b>9-10</b>	<b>84-85</b>		

## YEAR-BY-YEAR SERIES RESULTS

Year	Home	Road	Totals	Year	Home	Road	Totals	Year	Home	Road	Totals
1977	3-4	4-4	7-8	1992	7-0	5-1	12-1	2007	1-8	4-6	5-14
1978	7-1	6-1	13-2	1993	3-3	6-1	9-4	2008	6-3	4-6	10-9
1979	5-1	3-4	8-5	1994	2-2	2-1	4-3	2009	4-6	1-8	5-14
1980	4-3	4-2	8-5	1995	5-2	2-4	7-6	2010	7-2	6-4	13-6
1981	3-1	3-0	6-1	1996	5-2	3-3	8-5	2011	5-4	4-6	9-10
1982	4-3	2-4	6-7	1997	2-4	3-3	5-7	2012	6-4	6-3	12-7
1983	4-2	5-2	9-4	1998	3-3	2-4	5-7	2013	4-6	4-5	8-11
1984	6-1	2-4	8-5	1999	4-2	2-4	6-6	2014	4-6	5-4	9-10
1985	5-1	3-4	8-5	2000	4-2	5-2	9-4	2015	3-7	3-6	6-13
1986	5-2	5-1	10-3	2001	5-5	4-5	9-10	2016	1-8	6-4	7-12
1987	3-3	2-5	5-8	2002	4-5	4-6	8-11	2017	4-5	3-7	7-12
1988	5-2	4-2	9-4	2003	5-5	2-7	7-12	2018	5-5	4-5	9-10
1989	5-1	4-3	9-4	2004	7-3	4-5	11-8	<b>Totals</b>	<b>190-133*</b>	<b>160-159</b>	<b>350-292</b>
1990	4-3	5-1	9-4	2005	6-3	6-3	12-6				
1991	6-0	0-7	6-7	2006	9-0	8-2	17-2				

\*includes 1-1 in Tokyo, Japan

# TAMPA BAY RAYS



American League East  
Tropicana Field  
One Tropicana Drive  
St. Petersburg, FL 33705  
Switchboard: (727) 825-3137  
Press Box: (727) 825-3129  
Media Relations: (727) 825-3242  
Communications FAX: (727) 825-3111

Principal Owner .....Stuart Sternberg  
President.....Brian Auld  
President.....Matt Silverman  
Manager.....Kevin Cash  
318-330 (4 seasons)  
Vice President, Communications .....Dave Haller (727) 825-3485  
Manager, Baseball Communications .....Craig Vanderkam (727) 825-3473  
Director, Team Travel & Logistics.....Chris Westmoreland  
Stadium.....Tropicana Field  
Capacity / Opened.....25,025 / 1998

## SERIES FACTS

Longest A's Winning Streak: 7 (twice), last: Sept. 2, 2001-May 26, 2002  
Longest Rays Winning Streak: 6, May 26-September 4, 1998  
Last A's Series Sweep at Oakland (3 games): August 30-September 1, 2013  
Last A's Series Sweep at Oakland (4 games): None  
Last A's Series Sweep at Tampa Bay (3 games): None  
Last A's Series Sweep at Tampa Bay (4 games): September 10-13, 1999  
Last Rays Series Sweep at Oakland (3 games): None  
Last Rays Series Sweep at Oakland (4 games): None  
Last Rays Series Sweep at Tampa Bay (3 games): April 19-21, 2013  
Last Rays Series Sweep at Tampa Bay (4 games): July 24-27, 1998  
Most Runs in a Game by Oakland: 17, September 15, 2000 (17-3)  
Most Runs in a Game by Tampa Bay: 14 (twice), last: August 25, 2007 (14-3)  
Widest Margin of Victory by Oakland: 13, May 30, 2001 (15-2)  
Widest Margin of Victory by Tampa Bay: 11, August 25, 2007 (14-3)

## SERIES BREAKDOWN

	W	L	PCT.
OAK vs. Rays (1998-2018)	105	73	.590
<b>Totals</b>	<b>105</b>	<b>73</b>	<b>.590</b>
at the Coliseum	58	30	.659
at Tropicana Field	47	43	.522

## 2019 SCHEDULE

Dates	Site	Times
June 10-12	TB	4:10, 4:10, 9:10
June 20-23	OAK	7:07, 7:07, 1:07, 1:07

## 2018 RECAP

Date	H-A	W-L	Score	Winner	Loser
5/28	H	L	0-1 (13)	Stanek	Hatcher
5/29	H	L	3-4	Snell	Gossett
5/30	H	L	0-6	Eovaldi	Manaea
5/31	H	W	7-3	Mengden	Stanek
9/14	A	W	2-1 (10)	Treinen	Schultz
9/15	A	L	5-7	Kittredge	Familia
9/16	A	L	4-5	Kittredge	Fiers
<b>Totals</b>	<b>2-5</b>	<b>21-27</b>			

## YEAR-BY-YEAR SERIES RESULTS

Year	Home	Road	Totals	Year	Home	Road	Totals	Year	Home	Road	Totals
1998	3-2	2-4	5-6	2006	4-2	2-1	6-3	2014	2-1	2-1	4-2
1999	5-1	4-0	9-1	2007	1-2	3-4	4-6	2015	1-2	2-2	3-4
2000	3-1	4-1	7-2	2008	2-4	1-2	3-6	2016	3-1	2-1	5-2
2001	5-1	2-1	7-2	2009	2-1	4-3	6-4	2017	1-2	1-3	2-5
2002	3-0	5-1	8-1	2010	4-3	0-2	4-5	2018	1-3	1-2	2-5
2003	5-1	1-2	6-3	2011	3-1	2-1	5-2	<b>Totals</b>	<b>58-30</b>	<b>47-43</b>	<b>105-73</b>
2004	3-0	4-2	7-2	2012	1-2	4-2	5-4				
2005	3-0	1-5	4-5	2013	3-0	0-3	3-3				

## MAJOR LEAGUE BASEBALL DIRECTORY

Office of the Commissioner • 245 Park Avenue • New York, NY 10167 • (212) 931-7800

Chief Communications Officer: Patrick Courtney (212) 931-7878  
Vice President, Communications: John Blundell (212) 931-7885  
Vice President, Business Communications: Matt Bourne (212) 931-7882  
Vice President, Corporate Communications: Matthew Gould (212) 485-8959  
Vice President, Communications: Mike Teevan (212) 931-7879



OPPONENTS

# TEXAS RANGERS



American League West  
 Globe Life Park in Arlington  
 1000 Ballpark Way  
 Arlington, TX 76011  
**Switchboard:** (817) 273-5222  
**Press Box:** (817) 273-5017, 5074  
**Media Relations:** (817) 273-5203  
**Media Relations FAX:** (817) 273-5110

Co-Chairmen.....Ray C. Davis, Bob R. Simpson  
 President of Baseball Operations and General Manager.....Jon Daniels  
 Manager.....Chris Woodward  
 0-0 (1st season)  
 Executive Vice President, Communications.....John Blake (817) 273-5208  
 Senior Director, Media Relations.....Rich Rice (817) 273-5204  
 Manager, Media Relations.....Brian SanFilippo (817) 436-5909  
 Director of Travel.....Josh Shelton  
 Stadium.....Globe Life Park in Arlington  
 Capacity / Opened.....48,114 / 1994

## SERIES FACTS

Longest A's Winning Streak: 9 (twice), last: June 26, 2003-April 6, 2004  
 Longest Rangers Winning Streak: 13, July 6, 1977-May 18, 1978  
 Last A's Series Sweep at Oakland (3 games): September 7-9, 2018  
 Last A's Series Sweep at Oakland (4 games): None  
 Last A's Series Sweep at Texas (3 games): June 23-25, 2015  
 Last A's Series Sweep at Texas (4 games): July 23-26, 2018  
 Last Rangers Series Sweep at Oakland (3 games): September 22-24, 2015  
 Last Rangers Series Sweep at Oakland (4 games): Sept. 23-25, 1977  
 Last Rangers Series Sweep at Texas (3 games): May 12-14, 2017  
 Last Rangers Series Sweep at Texas (4 games): July 7-10, 2011  
 Most Runs in a Game by Oakland: 23, September 30, 2000 (23-2)  
 Most Runs in a Game by Texas: 17, May 5, 2000 (17-16)  
 Widest Margin of Victory by Oakland: 21, Sept. 30, 2000 (23-2)  
 Widest Margin of Victory by Texas: 14, August 9, 2006 (14-0)

## SERIES BREAKDOWN

	W	L	PCT.
KC vs. Senators (1961-67)	63	62	.504
OAK vs. Senators (1968-71)	34	20	.630
OAK vs. Rangers (1972-2018)	365	367	.499
<b>Totals</b>	<b>462</b>	<b>449</b>	<b>.507</b>
at the Coliseum	193	173	.527
at Globe Life Park	105	106	.498

## 2019 SCHEDULE

Dates	Site	Times
April 12-14	TEX	5:05, 5:05, 12:05
April 22-24	OAK	7:07, 7:07, 12:37
June 7-9	TEX	5:05, 6:05, 12:05
July 25-28	OAK	7:07, 7:07, 6:07, 1:07
September 13-15	TEX	5:05, 5:05, 12:05
September 20-22	OAK	7:07, 6:07, 1:07

## 2018 RECAP

Date	H-A	W-L	Score	Winner	Loser
4/2	H	W	3-1	Hatcher	Jepsen
4/3	H	L	1-4	Hamels	Graveman
4/4	H	W	6-2	Manaea	Fister
4/5	H	L	3-6	Perez	Mengden
4/23	A	W	9-4	Buchter	Jepsen
4/24	A	W	3-2	Triggs	Hamels
4/25	A	L	2-4	Chavez	Graveman
6/5	A	L	4-7	Martin	Trivino
6/6	A	L	2-8	Colon	Mengden
7/23	A	W	15-3	Anderson	Hamels
7/24	A	W	13-10 (10)	Familia	Bibens-Dirks
7/25	A	W	6-5	Trivino	LeClerc
7/26	A	W	7-6	Cahill	Colon
8/20	H	W	9-0	Fiers	Colon
8/21	H	W	6-0	Anderson	Jurado
8/22	H	L	2-4	Minor	Jackson
9/7	H	W	8-4	Petit	Gallardo
9/8	H	W	8-6	Buchter	Martin
9/9	H	W	7-3	Kelley	Jurado
<b>Totals</b>		<b>13-6</b>	<b>114-79</b>		

## YEAR-BY-YEAR SERIES RESULTS

Year	Home	Road	Totals	Year	Home	Road	Totals	Year	Home	Road	Totals
1972	4-2	7-2	11-4	1988	4-2	4-3	8-5	2004	6-4	5-5	11-9
1973	7-2	4-5	11-7	1989	4-3	4-2	8-5	2005	4-6	7-2	11-8
1974	3-6	5-4	8-10	1990	3-3	5-2	8-5	2006	4-5	5-5	9-10
1975	6-3	6-3	12-6	1991	2-5	2-4	4-9	2007	6-4	3-6	9-10
1976	4-5	3-6	7-11	1992	4-2	5-2	9-4	2008	4-6	3-6	7-12
1977	2-6	0-7	2-13	1993	4-3	1-5	5-8	2009	6-4	5-4	11-8
1978	4-2	2-7	6-9	1994	3-3	4-0	7-3	2010	5-5	4-5	9-10
1979	1-6	1-5	2-11	1995	3-4	2-4	5-8	2011	4-6	2-7	6-13
1980	3-3	4-3	7-6	1996	3-3	4-3	7-6	2012	7-2	4-6	11-8
1981	2-1	2-1	4-2	1997	3-3	2-4	5-7	2013	4-5	6-4	10-9
1982	3-3	2-5	5-8	1998	2-4	4-2	6-6	2014	2-7	7-3	9-10
1983	2-5	0-6	2-11	1999	4-2	1-5	5-7	2015	4-6	6-3	10-9
1984	5-1	3-4	8-5	2000	4-2	1-5	5-7	2016	5-5	4-5	9-10
1985	3-4	3-3	6-7	2001	4-5	5-5	9-10	2017	8-1	3-7	11-8
1986	2-4	1-6	3-10	2002	8-2	5-4	13-6	2018	7-3	6-3	13-6
1987	3-4	3-3	6-7	2003	8-1	7-3	15-4	<b>Totals</b>	<b>193-173</b>	<b>172-194</b>	<b>365-367</b>

# TORONTO BLUE JAYS



American League East

Rogers Centre

1 Blue Jays Way, Suite 3200

Toronto, Ontario M5V 1J1

Switchboard: (416) 341-1000

Press Box: (416) 341-1178

Media Relations: (416) 341-1301

Media Relations FAX: (416) 341-1250

Vice Chairman, Rogers Communications Inc ..... Phil Lind  
 Chairman, Toronto Blue Jays ..... Edward Rogers  
 President and Chief Executive Officer ..... Mark Shapiro  
 Executive V.P., Baseball Operations & General Manager ..... Ross Atkins  
 Manager ..... Charlie Montoyo  
 0-0 (1st season)

Director, Baseball Media ..... Richard Griffin (416) 341-1691  
 Manager, Baseball Media ..... Ryan Brown (416) 341-1064  
 Director, Team Travel and Clubhouse Operations ..... Michael Shaw (416) 341-1251  
 Stadium ..... Rogers Centre  
 Capacity / Opened ..... 49,286 / 1989

## SERIES FACTS

Longest A's Winning Streak: 9, July 22, 1980-May 24, 1981  
 Longest Blue Jays Winning Streak: 8, June 18-September 15, 1982  
 Last A's Series Sweep at Oakland (3 games): July 30-August 1, 2018  
 Last A's Series Sweep at Oakland (4 games): July 3-6, 2014  
 Last A's Series Sweep at Toronto (3 games): April 8-10, 2008  
 Last A's Series Sweep at Toronto (4 games): May 17-20, 2018  
 Last Blue Jays Series Sweep at Oakland (3 games): August 30-September 1, 1993  
 Last Blue Jays Series Sweep at Oakland (4 games): None  
 Last Blue Jays Series Sweep at Toronto (3 games): August 11-13, 2015  
 Last Blue Jays Series Sweep at Toronto (4 games): July 24-27, 2017  
 Most Runs in a Game by Oakland: 17 (twice), last: August 24, 2003 (17-2)  
 Most Runs in a Game by Toronto: 18, July 29, 1995 (18-11)  
 Widest Margin of Victory by Oakland: 16, July 25, 2012 (16-0)  
 Widest Margin of Victory by Toronto: 12 (twice), last: May 29, 2008 (12-0)

## SERIES BREAKDOWN

	W	L	PCT.
OAK vs. Blue Jays (1977-2018)	224	195	.535
<b>Totals</b>	<b>224</b>	<b>195</b>	<b>.535</b>
at the Coliseum	112	97	.536
at Rogers Centre	71	64	.526

## 2019 SCHEDULE

Dates	Site	Times
April 19-21	TOR	7:07, 1:07, 1:07
April 26-28	OAK	4:07, 12:07, 10:07

## 2018 RECAP

Date	H-A	W-L	Score	Winner	Loser
5/17	A	W	10-5	Petit	Sanchez
5/18	A	W	3-1	Coulombe	Estrada
5/19	A	W	5-4	Pagán	Clippard
5/20	A	W	9-2	Mengden	Biagini
7/30	H	W	10-1	Jackson	Estrada
7/31	H	W	6-2	Cahill	Caviglio
8/1	H	W	8-3	Manaea	Stroman
<b>Totals</b>	<b>7-0</b>	<b>51-18</b>			

## YEAR-BY-YEAR SERIES RESULTS

Year	Home	Road	Totals	Year	Home	Road	Totals	Year	Home	Road	Totals
1977	2-3	5-0	7-3	1992	3-3	3-3	6-6	2007	2-4	3-0	5-4
1978	5-0	2-4	7-4	1993	1-5	4-2	5-7	2008	1-2	3-4	4-6
1979	2-4	2-4	4-8	1994	2-1	3-0	5-1	2009	2-4	1-2	3-6
1980	4-2	4-2	8-4	1995	2-3	1-4	3-7	2010	2-1	1-3	3-4
1981	6-0	4-2	10-2	1996	1-5*	3-3	4-8	2011	2-2	3-3	5-5
1982	0-6	3-3	3-9	1997	4-1	2-4	6-5	2012	3-3	2-1	5-4
1983	4-2	2-4	6-6	1998	3-3	2-3	5-6	2013	1-2	3-1	4-3
1984	2-4	2-4	4-8	1999	2-2	6-0	8-2	2014	4-0	0-3	4-3
1985	2-4	3-3	5-7	2000	4-2	3-1	7-3	2015	1-2	0-3	1-5
1986	5-1	3-3	8-4	2001	2-1	4-2	6-3	2016	2-1	1-2	3-3
1987	3-3	4-2	7-5	2002	3-3	0-3	3-6	2017	2-1	0-4	2-5
1988	3-3	6-0	9-3	2003	2-1	3-1	5-2	2018	3-0	4-0	7-0
1989	4-2	3-3	7-5	2004	4-2	2-1	6-3	<b>Totals</b>	<b>112-99*</b>	<b>112-96</b>	<b>224-195</b>
1990	2-4	5-1	7-5	2005	4-3	1-2	5-5				
1991	3-3	3-3	6-6	2006	3-1	3-3	6-4				

\*includes 0-2 in Las Vegas

OPPONENTS

# CHICAGO CUBS



National League Central  
Wrigley Field  
1060 West Addison  
Chicago, IL 60613  
Switchboard: (773) 404-2827  
Press Box: (773) 404-4209  
Media Relations: (773) 404-4191  
Media Relations FAX: (773) 404-4129

Chairman ..... Tom Ricketts  
President, Baseball Operations ..... Theo Epstein  
Executive Vice President and General Manager ..... Jed Hoyer  
Manager ..... Joe Maddon  
1168-990 (15 seasons)  
387-261 (4 seasons with Cubs)  
Director, Media Relations ..... Peter Chase (773) 404-4020  
Assistant Director, Media Relations ..... Jason Carr (773) 404-4023  
Traveling Secretary ..... Vijay Tekchandani (773) 404-4117  
Stadium ..... Wrigley Field  
Capacity / Opened ..... 41,072 / 1914

## SERIES FACTS

Longest A's Winning Streak: 1 (four times), last: July 4, 2013  
Longest Cubs Winning Streak: 3, August 5, 2016 to present  
Last Cubs Series Sweep at Oakland (3 games): 3, August 5-7, 2016  
Most Runs in a Game by Oakland: 9, June 15, 2010 (9-5)  
Most Runs in a Game by Chicago: 7 (twice), last: August 5, 2016 (7-2)  
Widest Margin of Victory by Oakland: 4, June 15, 2010 (9-5)  
Widest Margin of Victory by Chicago: 5, August 5, 2016 (7-2)

## SERIES BREAKDOWN

	W	L	PCT.
OAK vs. Cubs (2004-16)	4	8	.333
<b>Totals</b>	<b>4</b>	<b>8</b>	<b>.333</b>
at the Coliseum	2	4	.333
at Wrigley Field	2	4	.333


## 2019 SCHEDULE

Dates	Site	Times
August 5-7	CHC	7:05, 7:05, 1:05

## YEAR-BY-YEAR SERIES RESULTS

Year	Home	Road	Totals
2004	0-0	1-2	1-2
2010	0-0	1-2	1-2
2013	2-1	0-0	2-1
2016	0-3	0-0	0-3
<b>Totals</b>	<b>2-4</b>	<b>2-4</b>	<b>4-8</b>

# CINCINNATI REDS



National League Central  
Great American Ball Park  
100 Joe Nuxhall Way  
Cincinnati, OH 45202  
Switchboard: (513) 765-7000  
Press Box: (513) 765-7350  
Media Relations: (513) 765-7800  
Media Relations FAX: (513) 765-7180

Chief Executive Officer ..... Bob Castellini  
President of Baseball Operations ..... Dick Williams  
Vice President, General Manager ..... Nick Krall  
Manager ..... David Bell  
0-0 (1st season)  
Vice President, Media Relations ..... Rob Butcher (513) 765-7090  
Director, Media Relations ..... Larry Herms (513) 765-7092  
Director, Media Relations, Digital Content ..... Jamie Ramsey (513) 765-7093  
Senior Director, Team Travel ..... Gary Wahoff (513) 765-7009  
Stadium ..... Great American Ball Park  
Capacity / Opened ..... 42,271 / 2003

## SERIES FACTS

Longest A's Winning Streak: 7, June 21, 2002-June 18, 2007  
Longest Reds Winning Streak: 4, August 6, 2013 to June 11, 2016  
Last A's Series Sweep at Oakland (3 games): June 7-9, 2004  
Last A's Series Sweep at Cincinnati (3 games): June 21-23, 2002  
Last Reds Series Sweep at Oakland (3 games): June 21-23, 2010  
Most Runs in a Game by Oakland: 17, June 9, 2004 (17-8)  
Most Runs in a Game by Cincinnati: 8, June 9, 2004 (8-17)  
Widest Margin of Victory by Oakland: 11, June 7, 2004 (13-2)  
Widest Margin of Victory by Cincinnati: 3 (twice), last: June 23, 2010 (3-0)

## SERIES BREAKDOWN

	W	L	PCT.
OAK vs. Reds (2002-16)	11	8	.579
<b>Totals</b>	<b>11</b>	<b>8</b>	<b>.579</b>
at the Coliseum	7	4	.636
at Great American Ballpark	1	4	.200

## 2019 SCHEDULE

Dates	Site	Times
May 7-9	OAK	7:07, 7:07, 12:07

## YEAR-BY-YEAR SERIES RESULTS

Year	Home	Road	Totals
2002	0-0	3-0	3-0
2004	3-0	0-0	3-0
2007	2-1	0-0	2-1
2010	0-3	0-0	0-3
2013	2-0	0-2	2-2
2016	0-0	1-2	1-2
<b>Totals</b>	<b>7-4</b>	<b>4-4</b>	<b>11-8</b>

# MILWAUKEE BREWERS



National League Central  
Miller Park  
One Brewers Way  
Milwaukee, WI 53214  
Switchboard: (414) 902-4400  
Press Box: (414) 902-4191  
Media Relations: (414) 902-4500  
Media Relations FAX: (414) 902-4053

Chairman and Principal Owner ..... Mark Attanasio  
President – Business Operations ..... Rick Schlesinger  
President – Baseball Operations and General Manager ..... David Stearns  
Manager ..... Craig Counsell  
316-308 (4 seasons)  
Senior Director, Media Relations ..... Mike Vassallo (414) 902-4473  
Senior Manager, Media Relations ..... Ken Spindler (414) 902-4469  
Senior Director, Team Travel & Clubhouse Operations ..... Dan Larrea  
Stadium ..... Miller Park  
Capacity / Opened ..... 41,900 / 2001

## SERIES FACTS

Longest A's Winning Streak: 9, October 1, 1970-June 20, 1971  
Longest Brewers Winning Streak: 8 (twice), last: June 16, 1991-June 8, 1992  
Last A's Series Sweep at Oakland (3 games): June 10-12, 2002  
Last A's Series Sweep at Oakland (4 games): None  
Last A's Series Sweep at Milwaukee (3 games): June 20-22, 1988  
Last A's Series Sweep at Milwaukee (4 games): None  
Last Brewers Series Sweep at Oakland (3 games): August 23-25, 1991  
Last Brewers Series Sweep at Oakland (4 games): None  
Last Brewers Series Sweep at Milwaukee (3 games): September 25-27, 1992  
Last Brewers Series Sweep at Milwaukee (4 games): August 24-26, 1993  
Most Runs in a Game by Oakland: 19, May 15, 1985 (19-3)  
Most Runs in a Game by Milwaukee: 16, June 13, 1996 (16-3)  
Widest Margin of Victory by Oakland: 16, May 15, 1985 (19-3)  
Widest Margin of Victory by Milwaukee: 13, June 13, 1996 (16-3)

## SERIES BREAKDOWN

	W	L	PCT.
OAK vs. Seattle Pilots (1969)	13	5	.722
OAK vs. Brewers (1970-2016)	179	158	.531
<b>Totals</b>	<b>192</b>	<b>163</b>	<b>.541</b>
at the Coliseum (since 1970)	104	65	.615
at Miller Park	2	3	.400

## 2019 SCHEDULE

Dates	Site	Times
July 30 – Aug. 1	OAK	7:07, 7:07, 12:37

## YEAR-BY-YEAR SERIES RESULTS

Year	Home	Road	Totals
1970	6-3	4-5	10-8
1971	7-2	8-1	15-3
1972	4-2	4-2	8-4
1973	4-2	4-2	8-4
1974	4-2	3-3	7-5
1975	3-3	4-2	7-5
1976	5-1	2-4	7-5
1977	3-2	2-3	5-5
1978	0-5	1-4	1-9
1979	4-2	2-4	6-6
1980	2-4	3-3	5-7
1981	2-1	0-3	2-4
1982	2-4	3-3	5-7
1983	4-2	2-4	6-6
1984	4-2	4-2	8-4
1985	4-2	5-1	9-3
1986	5-1	2-4	7-5
1987	3-3	3-3	6-6
1988	4-2	5-1	9-3
1989	4-2	3-3	7-5
1990	5-1	2-4	7-5
1991	3-3	1-5	4-8
1992	3-3	2-4	5-7
1993	5-1	0-6	5-7
1994	1-2	0-2	1-4
1995	1-3	1-4	2-7
1996	3-3	2-4	5-7
1997	5-1	1-4	6-5
2002	3-0	0-0	3-0
2013	0-0	2-1	2-1
2016	1-1	0-2	1-3
<b>Totals</b>	<b>104-65</b>	<b>75-93</b>	<b>179-158</b>

# PITTSBURGH PIRATES



National League Central  
 PNC Park at North Shore  
 115 Federal Street  
 Pittsburgh, PA 15212  
 Switchboard: (412) 323-5000  
 Press Box: (412) 325-4622  
 Media Relations: (412) 325-4728  
 Media Relations FAX: (412) 325-4413

Chairman of the Board ..... Bob Nutting  
 President ..... Frank Cooney  
 Executive Vice President, General Manager ..... Neal Huntington  
 Manager ..... Clint Hurdle  
 1200-1253 (16 seasons)  
 666-628 (8 season with Pittsburgh)  
 Director, Baseball Communications ..... Jim Tordinich (412) 325-4728  
 Director, Media Relations ..... Dan Hart (412) 325-4976  
 Traveling Secretary ..... Greg Johnson (412) 325-4715  
 Stadium ..... PNC Park  
 Capacity / Opened ..... 38,362 / 2001

## SERIES FACTS

Longest A's Winning Streak: 11, June 18, 2002 to July 9, 2013  
 Longest Pirates Winning Streak: 4, July 10, 2013 to present  
 Last A's Series Sweep at Oakland (3 games): June 25-27, 2010  
 Last A's Series Sweep at Pittsburgh (3 games): June 18-20, 2002  
 Last Pirates Series Sweep at Oakland (3 games): July 1-3, 2016  
 Most Runs in a Game by Oakland: 14, June 25, 2010 (14-4)  
 Most Runs in a Game by Pittsburgh: 11, June 12, 2004 (11-12)  
 Widest Margin of Victory by Oakland: 10 (twice), last: June 25, 2010 (14-4)  
 Widest Margin of Victory by Pittsburgh: 5, July 10, 2013 (5-0)

## SERIES BREAKDOWN

	W	L	PCT.
OAK vs. Pirates (2002-16)	11	4	.733
<b>Totals</b>	<b>11</b>	<b>4</b>	<b>.733</b>
at the Coliseum	6	3	.667
at PNC Park	5	1	.833

## 2019 SCHEDULE

Dates	Site	Times
May 3-5	PIT	4:05, 4:05, 10:35

## YEAR-BY-YEAR SERIES RESULTS

Year	Home	Road	Totals
2002	0-0	3-0	3-0
2004	3-0	0-0	3-0
2010	3-0	0-0	3-0
2013	0-0	2-1	2-1
2016	0-3	0-0	0-3
<b>Totals</b>	<b>6-3</b>	<b>5-1</b>	<b>11-4</b>

# ST. LOUIS CARDINALS



National League Central  
 Busch Stadium  
 700 Clark Street  
 St. Louis, MO 63102  
 Switchboard: (314) 345-9600  
 Press Box: (314) 345-9600  
 Media Relations: (314) 345-9600  
 Media Relations FAX: (314) 345-9530

Chairman and Chief Executive Office ..... William O. DeWitt, Jr.  
 President ..... Bill DeWitt III  
 President of Baseball Operations ..... John Mozeliak  
 Manager ..... Mike Shildt  
 41-28 (1 season)  
 Director, Communications ..... Brian Bartow (314) 345-9313  
 Manager, Baseball Communications ..... Michael Whitty (314) 345-9877  
 Director, Team Travel ..... Ernie Moore  
 Stadium ..... Busch Stadium  
 Capacity / Opened ..... 44,494 / 2006

## SERIES FACTS

Longest A's Winning Streak: 2, August 27, 2016 to present  
 Longest Cardinals Winning Streak: 4, June 16, 2007-June 19, 2010  
 Last Cardinals Series Sweep at St. Louis (3 games): June 15-17 2004  
 Most Runs in a Game by Oakland: 14, June 15, 2007 (14-3)  
 Most Runs in a Game by St. Louis: 15, June 16, 2007 (15-6)  
 Widest Margin of Victory by Oakland: 11, June 15, 2007 (14-3)  
 Widest Margin of Victory by St. Louis: 9, June 16, 2007 (15-6)

## SERIES BREAKDOWN

	W	L	PCT.
OAK vs. Cardinals (2004-16)	6	9	.400
<b>Totals</b>	<b>6</b>	<b>9</b>	<b>.400</b>
at the Coliseum	3	3	.500
at Busch Stadium	3	3	.500

## 2019 SCHEDULE

Dates	Site	Times
June 25-26	STL	5:15, 4:15
August 3-4	OAK	6:07, 1:07

## YEAR-BY-YEAR SERIES RESULTS

Year	Home	Road	Totals
2004	0-0	0-3	0-3
2007	1-2	0-0	1-2
2010	0-0	1-2	1-2
2013	2-1	0-0	2-1
2016	0-0	2-1	2-1
<b>Totals</b>	<b>3-3</b>	<b>3-6</b>	<b>6-9</b>



# SAN FRANCISCO GIANTS



National League West  
Oracle Park  
24 Willie Mays Plaza  
San Francisco, CA 94107  
Switchboard: (415) 972-2000  
Press Box: (415) 972-2450/2451  
Media Relations: (415) 972-2445  
Media Relations FAX: (415) 947-2800

President and Chief Executive Officer ..... Laurence M. Baer  
President, Baseball Operations ..... Farhan Zaidi  
Manager ..... Bruce Bochy  
1926-1944 (24 seasons)  
975-969 (12 seasons with Giants)  
Senior Director, Broadcast Communications and Media Operations .....  
Maria Jacinto (415) 972-2447  
Senior Director, Media Relations ..... Matt Chisholm (415) 972-2441  
Manager, Media Relations ..... Megan Brown (415) 972-2440  
Senior Director, Team Travel and Home Clubhouse Manager ..... Bret Alexander  
Stadium ..... Oracle Park  
Capacity / Opened ..... 41,915 / 2000

## SERIES FACTS

Longest A's Winning Streak: 7, June 8, 2007-June 27, 2008  
Longest Giants Winning Streak: 6, June 11, 2010-May 22, 2011  
Last A's Series Sweep at Oakland (2 games): July 7-8, 2014  
Last A's Series Sweep at Oakland (3 games): June 17-19, 2011  
Last A's Series Sweep at San Francisco (2 games): June 27-28, 2016  
Last A's Series Sweep at San Francisco (3 games): June 13-15, 2008  
Last Giants Series Sweep at Oakland (2 games): June 22-23, 1998  
Last Giants Series Sweep at Oakland (3 games): None  
Last Giants Series Sweep at San Francisco (3 games): July 24-26, 2015  
Most Runs in a Game by Oakland: 16, June 26, 2005 (16-0)  
Most Runs in a Game by San Francisco: 18, June 4, 2000 (18-2)  
Widest Margin of Victory by Oakland: 16, June 26, 2005 (16-0)  
Widest Margin of Victory by San Francisco: 16, June 4, 2000 (18-2)

## SERIES BREAKDOWN

	W	L	PCT.
OAK vs. Giants (1997-2018)	63	57	.525
<b>Totals</b>	<b>63</b>	<b>57</b>	<b>.525</b>
at the Coliseum	36	24	.600
at AT&T Park	23	30	.434

## 2019 SCHEDULE

Dates	Site	Times
August 13-14	SF	6:45, 12:45
August 24-25	OAK	6:07, 1:07

## 2018 RECAP

Date	H-A	W-L	Score	Winner	Loser
7/13	A	L	1-7	Bumgarner	Jackson
7/14	A	W	4-3	Petit	Watson
7/15	A	W	6-2	Manaea	Suarez
7/20	H	L	1-5	Rodriguez	Jackson
7/21	H	W	4-3	Petit	Smith
7/22	H	W	6-5	Familia	Blach
<b>Totals</b>	<b>4-2</b>	<b>22-25</b>			

## YEAR-BY-YEAR SERIES RESULTS

Year	Home	Road	Totals	Year	Home	Road	Totals	Year	Home	Road	Totals
1997	1-1	1-1	2-2	2005	3-0	1-2	4-2	2013	2-0	1-1	3-1
1998	0-2	2-0	2-2	2006	1-2	2-1	3-3	2014	2-0	1-1	3-1
1999	2-1	1-2	3-3	2007	2-1	3-0	5-1	2015	1-2	0-3	1-5
2000	2-1	1-2	3-3	2008	1-2	3-0	4-2	2016	1-1	2-0	3-1
2001	2-1	0-3	2-4	2009	1-2	0-3	1-5	2017	1-1	1-1	2-2
2002	2-1	2-1	4-2	2010	3-0	0-3	3-3	2018	2-1	2-1	4-2
2003	2-1	1-2	3-3	2011	3-0	0-3	3-3	<b>Totals</b>	<b>36-24</b>	<b>27-33</b>	<b>63-57</b>
2004	1-2	2-1	3-3	2012	1-2	1-2	2-4				

## DURING THE SPRING

The A's and Giants began playing Spring Training games in the Bay Area in 1983 and have played at least one game in Oakland or San Francisco every year except for 2000. Oakland is 46-41-2 (.528) in those games, which includes 20-15 (.571) in the Coliseum, 14-19-2 (.429) at AT&T Park and 12-7 (.632) at Candlestick Park. The A's have won 16 series, lost 13 and split 6. For the last 15 years, the two clubs have played once in Oakland and twice in San Francisco, with the exception of 2014 when the game in Oakland was rained out. There have been three three-game sweeps, with the A's winning all three meetings in 1989 and the Giants taking all three in 2011 and 2017.



# BASEBALL... IT'S IN OUR DNA

LIVE LOOK-INS AND ANALYSIS ON MLB TONIGHT™  
PLUS 5 LIVE GAMES EACH WEEK



OUR NATIONAL PASTIME  
ALL THE TIME®



GO TO [FINDMLBNETWORK.COM](http://FINDMLBNETWORK.COM) FOR CHANNEL LINEUP.  
© 2016 MAJOR LEAGUE BASEBALL PROPERTIES, INC. ALL RIGHTS RESERVED.



*Ramón Laureano  
(top left) was  
named A's  
Organizational  
Hitter of the Year  
in 2018 and  
Jesus Luzardo  
(bottom right)  
earned Pitcher of  
the Year honors*



PLAYER DEVELOPMENT

# ATHLETICS MINOR LEAGUE DIRECTORY

## SCOUTING DIRECTORY

Assistant General Manager/Major League and International Operations	Dan Feinstein
Assistant General Manager	Dan Kantrowitz
Assistant General Manager, Director of Player Personnel	Billy Owens
Director of Scouting	Eric Kubota
Director of Latin American Operations	Raymond Abreu
Assistant Director of Scouting	Sean Rooney
Special Assistant to Professional and International Scouting	Steve Sharpe
Professional Scouts	Shoody Babitt, Jeff Bittiger, Grant Brittain, Dan Freed, Trevor Ryan, Will Schock, Tom Thomas, Mike Ziegler
West Coast Supervisor	Scott Kidd
Midwest Supervisor	Mark Adair
Midwest Supervisor	Armann Brown
East Coast Supervisor	Marc Sauer
Scouting Coordinator	Haley Alvarez
Scouting Assistant	Greg Ledford

## PLAYER DEVELOPMENT DIRECTORY

Director of Player Development	Keith Lieppman
Assistant Director of Player Development and Coordinator of On-Field Analytics	Ed Sprague
Director of Minor League Operations	Zak Basch
Director of Baseball Administration	Pamela Pitts
Executive Assistant of Baseball Operations	Betty Shinoda
Coordinator, Player Development	Nancy Moriuchi
Minor League Hitting Coordinator	Jim Eppard
Minor League Pitching Coordinator	Gil Patterson
Minor League Defensive Coordinator	Juan Navarrete
Minor League Roving Infield and Baserunning Instructor	Steve Scarsone
Minor League Field Coordinator	Aaron Nieckula
Supervisor of Player Development	Rick Magnante
Supervisor of Latin American Player Development	Eddie Menchaca
Minor League Catching Instructor	Gabe Ortiz
Senior Coordinator of Medical Services	Larry Davis
Minor League Medical Coordinator	Nate Brooks
Minor League Rehab Coordinator	Travis Tims
Minor League Pitching Rehab Coordinator	Craig Lefferts
Latin American Medical Coordinator	Javier Alvidrez
Minor League Strength and Conditioning Coordinator	A.J. Seeliger
Minor League Assistant Strength and Conditioning Coordinator	Matt Rutledge
Latin American Strength and Conditioning Coordinator	J.D. Howell
Major and Minor League Coordinator of EAP Services	Marc Strickland, Psy.D
Assistant Minor League Coordinator of EAP Services	Ed Chavez
Minor League Merchandise & Equipment Coordinator	Thomas Miller
Coordinator of Educational and Cultural Programs	Kelvin Todd
Minor League Technology and Development Manager	Ed Gitlitz
Minor League Video Assistant	Taylor Schmid
Senior Facility Manager, Arizona	James Gibson
Arizona Clubhouse Manager	Chad Yaconetti
Arizona Clubhouse Assistant	Derek Smith
Arizona Groundskeeper	Chad Huss
Arizona Assistant Groundskeeper	Greg Hofer

## TERRITORIAL SCOUTS

Name	Territory	Resides
Steve Abney	Kansas, Nebraska, Missouri, Arkansas, Iowa	Lawrence, KS
Anthony Aliotti	Southern California	Los Angeles, CA
Anthony Aloisi	Alabama, Florida Panhandle, Tennessee	Nashville, TN
Neil Avent	North Carolina, South Carolina	Charlotte, NC
Jim Coffman	Alaska, Idaho, Montana, Oregon, Washington	Portland, OR
Steve Cohen	South Texas	Spring, TX
Scott Cousins	Arizona, Colorado, Southern Nevada, New Mexico, Utah, Wyoming	Scottsdale, AZ
Ruben Escalera	Puerto Rico	Carolina, PR
Tripp Faulk	DC, Delaware, Maryland, Virginia, West Virginia	Richmond, VA
Julio Franco	South Florida	Weston, FL

Matt Higginson	Canada, Western New York, Pennsylvania	Grimsby, ON
Derek Lee	Illinois, Minnesota, North Dakota, South Dakota, Wisconsin	Frankfort, IL
Kevin Mello	Northern California, Northern Nevada	El Cerrito, CA
Kelcey Mucker	Louisiana, Mississippi, West Tennessee	Baton Rouge, LA
Chris Reilly	Oklahoma, North Texas	Rockwall, TX
Trevor Schaffer	Florida	Belleair, FL
Rich Sparks	Indiana, Kentucky, Michigan, Ohio	Macomb Township, MI
Jemel Spearman	Georgia, North Florida	Cumming, GA
Dillon Tung	Southern California	Los Angeles, CA
Ron Vaughn	New Jersey, New England, Eastern New York	Windsor, CT

## INTERNATIONAL SCOUTS

Territory	Name
Dominican Republic	Yendri Bachelor, Juan Carlos De La Cruz, Angel Eusebio, Wilfredo Magallanes, Amaurys Reyes
Venezuela	Daniel Tovar, Ruben Barradas, Andri Garcia, Argenis Paez, Oswaldo Troconis, Juan Carlos Villanueva
Panama/Nicaragua	Juan Mosquera
Australia	Dan Betreen
Colombia	Tito Quintero
Japan	Toshiyuki Tomizuka
South Korea	Lewis Kim
Taiwan	Adam Hislop

# ATHLETICS SCOUTING ASSIGNMENTS



**Steve Abney**  
KS, NE, MO, AR, IO



**Mark Adair**  
Midwest Supervisor



**Anthony Aliotti**  
Southern CA



**Anthony Aloisi**  
AL, FL Panhandle, TN



**Neil Avent**  
NC, SC



**Shooty Babitt**  
Professional Scout



**Jeff Bittiger**  
Professional Scout



**Grant Brittain**  
Professional Scout



**Armann Brown**  
Midwest Supervisor



**Jim Coffman**  
AK, ID, MT, OR, WA



**Steve Cohen**  
South TX



**Scott Cousins**  
AZ, CO, So. NV, NM, UT, WY



**Ruben Escalera**  
Puerto Rico



**Tripp Faulk**  
DC, DE, MD, VA, WV



**Julio Franco**  
So. FL



**Dan Freed**  
Professional Scout



**Matt Higginson**  
Canada, Western NY, PA



**Scott Kidd**  
West Coast Supervisor

PLAYER DEVELOPMENT

## Athletics Scouting Assignments, continued



**Derek Lee**  
IL, MN, ND, SD, WI



**Kevin Mello**  
No. CA, No. NV



**Kelcey Mucker**  
LA, MS, West TN



**Chris Reilly**  
OK, North TX



**Sean Rooney**  
Assistant Director of Scouting



**Trevor Ryan**  
Professional Scout



**Marc Sauer**  
East Coast  
Supervisor



**Trevor Schaffer**  
FL



**Will Schock**  
Professional Scout



**Rich Sparks**  
IN, KY, MI, OH



**Jemel Spearman**  
GA, No. FL



**Tom Thomas**  
Professional Scout



**Dillon Tung**  
So. CA



**Ron Vaughn**  
NJ, New England,  
E. NY



**Mike Ziegler**  
Professional Scout

### A'S RECENT MINOR LEAGUE AFFILIATES

Year	Triple-A	Double-A	Single-A		Short Season Single-A	Rookie
2018	Nashville	Midland	Stockton	Beloit	Vermont	Arizona
2017	Nashville	Midland	Stockton	Beloit	Vermont	Arizona
2016	Nashville	Midland	Stockton	Beloit	Vermont	Arizona
2015	Nashville	Midland	Stockton	Beloit	Vermont	Arizona
2014	Sacramento	Midland	Stockton	Beloit	Vermont	Arizona
2013	Sacramento	Midland	Stockton	Beloit	Vermont	Arizona
2012	Sacramento	Midland	Stockton	Burlington	Vermont	Arizona
2011	Sacramento	Midland	Stockton	Burlington	Vermont	Arizona
2010	Sacramento	Midland	Stockton	Kane County	Vancouver	Arizona
2009	Sacramento	Midland	Stockton	Kane County	Vancouver	Arizona
2008	Sacramento	Midland	Stockton	Kane County	Vancouver	Arizona
2007	Sacramento	Midland	Stockton	Kane County	Vancouver	Arizona
2006	Sacramento	Midland	Stockton	Kane County	Vancouver	Arizona
2005	Sacramento	Midland	Stockton	Kane County	Vancouver	Arizona
2004	Sacramento	Midland	Modesto	Kane County	Vancouver	Arizona
2003	Sacramento	Midland	Modesto	Kane County	Vancouver	Arizona
2002	Sacramento	Midland	Modesto	Visalia	Vancouver	Arizona
2001	Sacramento	Midland	Modesto	Visalia	Vancouver	Arizona
2000	Sacramento	Midland	Modesto	Visalia	Vancouver	Arizona
1999	Vancouver	Midland	Modesto	Visalia	Southern Oregon	Arizona
1998	Edmonton	Huntsville	Modesto	Visalia	Southern Oregon	Arizona
1997	Edmonton	Huntsville	Modesto	Visalia	Southern Oregon	Arizona
1996	Edmonton	Huntsville	Modesto	West Michigan	Southern Oregon	Arizona
1995	Edmonton	Huntsville	Modesto	West Michigan	Southern Oregon	Arizona
1994	Tacoma	Huntsville	Modesto	West Michigan	Southern Oregon	Arizona

# ATHLETICS MINOR LEAGUE AFFILIATES

## LAS VEGAS AVIATORS (TRIPLE-A)

Las Vegas Ballpark  
1650 S. Pavilion Center Drive  
Las Vegas, NV 89135  
(702) 943-7200  
FAX: 943-7214

[www.aviatorslv.com](http://www.aviatorslv.com)

**League:** Pacific Coast League  
**President/CEO:** Don Logan  
**General Manager:** Chuck Johnson  
**Media Relations:** Jim Gemma  
[jgemma@aviatorslv.com](mailto:jgemma@aviatorslv.com); (702) 943-7226  
**Manager:** Fran Riordan  
**Pitching Coach:** Rick Rodriguez  
**Hitting Coach:** Eric Martins  
**Coach:** Craig Conklin  
**Athletic Trainer:** Brad LaRosa  
**Strength and Conditioning:** Henry Torres



## MIDLAND ROCKHOUNDS (DOUBLE-A)

Security Bank Ballpark  
5514 Champions Drive  
Midland, TX 79706  
(432) 520-2255  
FAX: 520-8326

[www.midlandrockhounds.org](http://www.midlandrockhounds.org)

**League:** Texas League  
**Principal Owners:** Miles Prentice, Bob Richmond  
**President:** Miles Prentice  
**General Manager:** Monty Hoppel  
**Media Relations:** Nathan Hymel  
[nhymel@midlandrockhounds.org](mailto:nhymel@midlandrockhounds.org); (432) 520-2255  
**Manager:** Scott Steinmann  
**Pitching Coach:** Steve Connelly  
**Hitting Coach:** Tommy Everidge  
**Coach:** Bobby Crosby  
**Athletic Trainer:** Justin Whitehouse  
**Strength and Conditioning:** Omar Aguilar



## STOCKTON PORTS (SINGLE-A)

Banner Island Ballpark  
404 West Fremont Street  
Stockton, CA 95203  
(209) 644-1900  
FAX: 644-1931

[www.stocktonports.com](http://www.stocktonports.com)

**League:** California League  
**Chairman/CEO:** Tom Volpe  
**President:** Pat Filippone  
**General Manager:** Taylor McCarthy  
**Media Relations:** Allie Bakalar  
[abakalar@stocktonports.com](mailto:abakalar@stocktonports.com); (209) 644-1953  
**Manager:** Webster Garrison  
**Pitching Coach:** Chris Smith  
**Hitting Coach:** Brian McArn  
**Coach:** Javier Godard  
**Athletic Trainer:** Shane Zdebiak  
**Strength and Conditioning:** Matt Mosiman



## BELOIT SNAPPERS (SINGLE-A)

Pohlman Field  
2301 Skyline Drive  
Beloit, WI 53511  
(608) 362-2272  
FAX: 362-0418

[www.snappersbaseball.com](http://www.snappersbaseball.com)

**League:** Midwest League  
**President:** Dennis Conerton  
**General Manager:** Jeff Gray  
**Media Relations:** Benjamin Vigliarolo  
[bvigliarolo@snappersbaseball.com](mailto:bvigliarolo@snappersbaseball.com); (608) 362-2272  
**Manager:** Lloyd Turner  
**Pitching Coach:** Don Schulze  
**Hitting Coach:** Juan Dilone  
**Coach:** Anthony Phillips  
**Athletic Trainer:** Brian Thorson  
**Strength and Conditioning:** Scott Smith



## VERMONT LAKE MONSTERS (SHORT A)

Centennial Field  
1 King Street Ferry Dock  
Burlington, VT 05401  
(802) 655-4200  
FAX: 655-5660

[www.vermontlakemonsters.com](http://www.vermontlakemonsters.com)

**League:** New York-Penn League  
**Principal Owner/President:** Ray Pecor  
**Vice President:** Kyle Bostwick  
**General Manager:** Joe Doud  
**Media Relations:** Paul Stanfield  
[paul.lakemonsters@hotmail.com](mailto:paul.lakemonsters@hotmail.com); (802) 363-8586  
**Manager:** Aaron Nieckula  
**Pitching Coach:** Carlos Chavez  
**Hitting Coach:** Kevin Kouzmanoff  
**Coach:** Rick Magnante  
**Athletic Trainer:** Toshi Nagahara  
**Strength and Conditioning:** Kevin Guild



## ARIZONA A'S (ROOKIE)

Lew Wolff Training  
Complex at Fitch Park  
160 E. Athletics Way  
Mesa, AZ 85201  
(480) 387-5800  
FAX: (480) 387-5830  
**League:** Arizona League



## GREEN

**Manager:** Eddie Menchaca  
**Pitching Coach:** Gabriel Ozuna  
**Hitting Coach:** Ruben Escalera  
**Coach:** Javier Herrera  
**Athletic Trainer:** Chris Lessner

## GOLD

**Manager:** Hiram Bocachica  
**Pitching Coach:** Bryan Corey  
**Hitting Coach:** Francisco Santana  
**Coach:** Gabe Ortiz  
**Athletic Trainer:** Nick Voelker

---

## MINOR LEAGUE FIELD STAFF

---

### ED SPRAGUE

#### Asst. Director of Player Development & Coordinator of On-Field Analytics

Entering his fourth season with the A's, Ed Sprague will transition from instruction coordinator to assistant director of player development & coordinator of on-field analytics.

Sprague previously served as head coach at the University of Pacific from 2004-15, during which time posted an overall record of 250-406. During his tenure, 21 of his players were selected in the Major League Baseball Draft, with multiple players currently active in the professional ranks. He guided Pacific to one of the best seasons in program history in 2010, finishing with a 31-23 overall record that included a new program record of 31 victories over Division I opponents.

In addition to his on-field success, he spearheaded the campaign to build an on-campus home field for the Tigers, with Klein Family Field opening on April 18, 2006.

After being drafted by Toronto in the first round of the 1988 draft out of Stanford, Sprague played 11 years in the Major Leagues with the Blue Jays, A's, Pirates, Padres, Red Sox, and Mariners. He was an integral part in the Blue Jays teams that won back-to-back World Series in 1992-93 and was named a National League All-Star in 1999 with the Pirates.

Sprague and his wife Kristen reside in Stockton, Calif. They have four children: daughters Payton and Paris, and sons Jed and John.



### JIM EPPARD

#### Minor League Hitting Coordinator

Originally drafted by the A's in the 13th round of the 1982 draft out of Cal, Jim Eppard rejoined the A's in 2016 as the organization's minor league hitting coordinator. Prior to that, he spent two seasons as assistant hitting coordinator for Los Angeles (AL) after serving as the club's hitting coach from May 15, 2012 through the end of the 2013 season. Before coaching the big league squad, he served as hitting coach at Triple-A Salt Lake for nine-plus seasons from 2003-12. Prior to joining the Angels organization, he spent eight seasons in the Rockies' minor league system as hitting coach for Triple-A Colorado Springs (2000-02) and as manager at three different Rockies affiliates from 1995-99.

As a player, he spent 12 years in pro baseball, including four as a Major Leaguer with the Angels and Blue Jays. He hit .281 in 82 career Major League games and is a lifetime .310 hitter in 1,199 minor league games, winning four minor league batting titles in four different leagues.

Jim lives in Rapid City, S.D. with his wife Lou Ann. They have a daughter, Hannah.



### GIL PATTERSON

#### Minor League Pitching Coordinator

Gil Patterson returns for his fourth season of his third stint as the A's minor league pitching instructor after spending the previous three seasons in similar roles with the New York Yankees (2013-15). He previously held this position with the A's in 1996 and from 2008-12. Prior to his second stint with the A's, he spent three years coaching in the Yankees minor league system with the GCL Yankees (2006-07) and Triple-A Columbus (2005).

He also has served as Toronto's bullpen coach in 2001 and its pitching coach from 2002-04, after serving as the Arizona minor league pitching coordinator from 1997-2000. Patterson originally joined the Oakland organization in 1991, coaching in the Arizona Rookie League in Scottsdale. He coached for the A's Single-A affiliate in Madison from 1992-93, Single-A West Michigan in 1994 and the Rookie League Scottsdale A's in 1995 before his first stint as the roving minor league pitching instructor in 1996.





He began his coaching career at Triple-A Columbus and Single-A Oneonta with the New York Yankees organization in 1984. Patterson was the Yankees first selection of the secondary phase of the 1975 June draft. He made his professional debut that year with Single-A Oneonta, leading the New York-Penn League in strikeouts (97). Patterson tossed a no-hitter on June 28, 1976 with Double-A West Haven before being promoted to Triple-A Syracuse. He opened the 1977 season in Syracuse before making his Major League debut with the Yankees at age 21. He appeared in 10 games (six starts) with the eventual World Series champions in 1977 while posting a 1-2 record and 5.45 ERA.

Patterson suffered a torn rotator cuff and spent considerable time on the disabled list in 1978 and 1979. He pitched in the Yankees minor league system in 1980-81 and the San Francisco Giants organization in 1982 before having career-ending Tommy John surgery following spring training in 1983. In total, Patterson underwent eight operations during his career.

Patterson makes his offseason home in Odessa, Fla. with his wife, Jan. The couple has four children — Brandy, Raquel, Kyle and G.T.


## JUAN NAVARRETE

### Minor League Defensive Coordinator

Juan Navarrete is in his third season as the A's minor league defensive coordinator after spending two seasons as the minor league defensive, baserunning and bunting coordinator, 12 seasons as minor league roving infield instructor and two years as minor league roving hitting instructor. Navarrete spent the previous seven seasons as a minor league manager and compiled a 390-338 (.536) record during that span. In his first two seasons as a manager for the A's Arizona Rookie League team (1995-97), he earned manager and co-manager of the year honors after guiding the team to first- and second-place finishes, respectively. Navarrete was promoted to Single-A Modesto in 1998 and took over the managerial duties at Single-A Visalia in 1999, where he guided the Oaks to playoff appearances in two of his three seasons.

A former infielder, Navarrete's playing career spanned 21 years (1970-90). He spent the majority of his career with the Saltillo Saraperos of the Mexican League as a player (1970-71; 78-82) and as a player-manager (1983-85). Navarrete was an eight-time all-star and a member of Saltillo's 1980 championship squad. He also played six seasons in the Montreal organization (1972-77). Navarrete spent his winters in the Mexican-Pacific Winter League (1972-90) and is among the all-time leaders in various statistical categories. In 1998, Navarrete was inducted into the Mexican Baseball Hall of Fame.

Navarrete makes his home in San Tan Valley, Ariz., with his wife, Maria, and two daughters, Airam and Ana.



## STEVE SCARSONE


### Minor League Roving Infield and Baserunning Instructor

Steve Scarsonne enters his first season as minor league roving infield and baserunning instructor after serving as a traveling instructor the previous two seasons.

Prior to working as a traveling instructor, he served four seasons as the manager of the A's top minor league affiliate, including earning the Pacific Coast League's Manager of the Year Award in 2016. Scarsonne previously managed Midland (2011-12), Stockton (2010) and Kane County (2009) in the A's system, as well as Lancaster (2002) and South Bend (2001). He also served as Oakland's interim third base coach for the last half of the 2017 season.

Scarsonne played seven seasons as a Major League utility infielder with Philadelphia (1992), Baltimore (1992), San Francisco (1993-96), St. Louis (1997) and Kansas City (1999). He had his best season in 1995, batting .266 with 11 home runs and 29 RBI for the Giants. Scarsonne was originally drafted by Philadelphia in the 2nd round of the 1986 draft. He played six seasons in the minors before making his Major League debut with the Phillies in 1992.

Scarsonne makes his offseason home in Scottsdale, Ariz. with his wife, Becki. The couple has two children, a daughter, Leah, and son, Ty.



## AARON NIECKULA

### Minor League Field Coordinator

Aaron Nieckula enters his first season as the A's minor league field coordinator in addition to managing the Vermont Lake Monsters for the fifth straight season.

Nieckula was drafted by the Oakland A's in the 22nd round of the 1998 First Year Player Draft out of the University of Illinois. The former catcher spent four seasons with the A's organization (1998-2001) before finishing his playing career with the San Francisco organization in 2002. He played in 319 minor league games, recording a .257 batting average with 12 homers and 130 RBI.

Nieckula resides in Yorkville, Ill. with his wife, Renee, and three daughters, Ariyana, Hailey and Trinity.



## RICK MAGNANTE

### Supervisor of Player Development

Rick Magnante will serve as the supervisor of player development. This will be his first year in the new role after serving the A's as a lower affiliate manager the last 15 seasons. He worked in Stockton from 2015-2018, Beloit in 2014, Vermont from 2011-2013 and Vancouver from 2006-2010.

Magnante has been working in professional baseball since 1969 and resides in Encino, Calif., with his wife, Christine. He has two sons, Bobby and Daniel.



## EDDIE MENCHACA

### Supervisor of Latin America Player Development

Eddie Menchaca enters his first season as the supervisor of Latin American player development. He will continue his role as a manager of one of the Arizona League A's for his second straight season.

Menchaca was a 36th round draft choice out of South Mountain Community College (Phoenix, AZ) by the Seattle Mariners in 1999. The infielder played five seasons of affiliated baseball, reaching as high as Double-A San Antonio with the club in 2005.

He resides in Phoenix, Ariz. with his two boys, Jonathan and Anthony.



## GABE ORTIZ

### Minor League Catching Instructor

Gabe Ortiz enters his first season as minor league catching instructor and will assist the Arizona A's coaching staff.

He joined the organization at 20 years old and spent five seasons as a catcher in the A's system. He reached as high as Double-A Midland and was a career .238 hitter with eight homers in 146 games. He has been part of the AZL A's coaching staff as general assignment coach since 2012.

Ortiz resides in Gilbert, Ariz. with his wife, Gerri, and children, Gabriel Jr., Gavin and Genevieve.



## LARRY DAVIS

### Senior Coordinator of Medical Services

Larry Davis begins his 47th season with the A's organization and his third as senior coordinator of medical services. He spent the previous nine seasons as coordinator of medical services. Davis oversees and administrates all health and injury issues throughout the organization.



Before his current post, Davis served 10 seasons (1998-2007) as the A's head trainer and 14 previous years (1984-97) as an assistant trainer for the big league club. A native of Tucson, Ariz., Davis attended the University of Arizona where he majored in physical education. He began his baseball career in 1973 as the head trainer, traveling secretary and equipment manager of the Tucson Toros, then Oakland's Triple-A affiliate. He remained in that capacity for 11 seasons as the affiliate moved to San Jose, Vancouver, Ogden and Tacoma.

Larry makes his home in Mesa, Ariz. with his wife, Suzi.

## NATE BROOKS

### Minor League Medical Coordinator

Nate Brooks enters his third season as the A's minor league medical coordinator after spending the previous four seasons as the organization's minor league rehab coordinator. This is Brooks' 15th season in the A's organization, previously serving as the trainer for Single-A Stockton (2010-12), Single-A Kane County (2008-09), Short-Season Vancouver (2006-07), and the Rookie-Level Arizona A's (2005).

Brooks earned his undergraduate degree in exercise science from Murray State in 2002, and his master's degree in biomechanics from Auburn in 2005. He is a certified member of the National Athletic Trainers' Association.

Brooks resides in Phoenix, Ariz. with his wife, Sarah and son, Cad.



## TRAVIS TIMS

### Minor League Rehab Coordinator

Travis Tims is in his third season as the A's minor league rehab coordinator. He spent nine seasons in the A's farm system as athletic trainer with Short-Season Vancouver (2008-10), Short-Season Vermont (2011), Single-A Burlington (2012) and Single-A Stockton (2013-16). He was named athletic trainer of the year in the Northwest League in 2010 and California League in 2015.

Tims began his career as an intern with the Seattle Mariners Arizona Rookie League team in 2007.

Tims obtained his degree in exercise and sports science at Oregon State University. He is a native of Santa Fe, N.M. and currently resides in Gilbert, Ariz. with his wife, Katelyn, and daughter, Charlotte.



## CRAIG LEFFERTS

### Minor League Pitching Rehab Coordinator

Former Major League pitcher Craig Lefferts returns for his fifth season as minor league pitching rehab coordinator after spending 12 seasons as a pitching coach in Oakland's minor league system with Double-A Midland (2003), Short-Season Vancouver (2004-2010), Single-A Stockton (2011-12) and Short-Season Vermont (2013-14). Additionally, Lefferts served in the same capacity at Tennessee (2000-02) and Medicine Hat (1999) in the Toronto Blue Jays system.

In his 12-year Major League career, Lefferts compiled a 58-72 record with a 3.43 ERA, which included stints with the Cubs, Padres, Giants, Orioles, Rangers and Angels. A ninth-round selection by the Cubs in 1980, Lefferts made his Major League debut with Chicago in 1983. In 1984, Lefferts posted a career-best 2.13 ERA for the National League West Division champion Padres and tossed 10 scoreless innings in six postseason appearances. He was the winning pitcher in the final two NLCS games against Chicago and earned the save in the Padres only World Series victory against Detroit.

In 1987, Lefferts made 44 appearances for San Francisco, including three scoreless outings in the NLCS against St. Louis. In 1989, he matched Gary Lavelle's team record for saves by a left-handed pitcher with 20 and appeared in five postseason games, making two appearances in the NLCS against Chicago and three against the A's in the World Series. After recording 23 saves in 1991, he was converted to a starter in 1992 and finished 13-9 with a 3.69 ERA in 27 starts for the



## Minor League Field Staff, continued

Padres. Lefferts retired after making 30 appearances for the California Angels during the 1994 season.

Lefferts and his wife, Wendy, reside in Scottsdale, Ariz. with their five children, Brock, Brady, Taylor, Tanner and Lindsay.

## JAVIER ALVIDREZ

### Latin American Medical Coordinator

Javier Alvidrez enters his second season as Latin American medical coordinator for the Athletics. This is his second stint in the A's organization, having served as a minor league athletic trainer for eight seasons (2000-07), making stops with the AZL Athletics (2000-03), Single-A Modesto (2004), and Double-A Midland (2005-07). He then spent five seasons in the New York Yankees system (2008-12) and five with Seattle as the Mariners Latin America Athletic Training Coordinator (2013-17).

A native of El Paso, Texas, Alvidrez resides in Sun City, Ariz. with his wife, Faviola, and their two daughters, Victoria and Emilia.



## AJ SEELIGER

### Minor League Strength and Conditioning Coordinator

AJ Seeliger joined the Athletics organization in 2013 and is entering his seventh season with the club. Prior to joining the A's, Seeliger spent one season with the Marlins in 2012.

Seeliger earned his bachelor's degree from Washington State University and his master's from A.T. Still University in Kirksville, Missouri.

A native of Winnemucca, Nevada, Seeliger currently resides in Gilbert, Ariz. with his wife, Ashlie.



## MATT RUTLEDGE

### Minor League Assistant Strength and Conditioning Coordinator

Matt Rutledge enters his fifth season with the Athletics and his second as the minor league assistant strength and conditioning coordinator.

Rutledge earned a B.S. in Community Health Sciences from the University of Nevada, Reno in 2013 and is a native of Carson City, Nev.



## JD HOWELL

### Latin American Strength and Conditioning Coordinator

JD Howell enters his seventh season with the Oakland Athletics. In the year prior to joining the A's, Howell interned with Stanford University and Albright College in Reading, Pa.

Howell graduated from East Stroudsburg University in East Stroudsburg, Pa. where he played football and majored in exercise science.

A native of Northampton, Penn., Howell currently resides in Phoenix, Ariz. with his wife, Emily



## ED GITLITZ

### Minor League Technology and Development Manager

Ed Gitlitz enters his third season as the minor league technology and development manager. He previously worked as a video intern with the Milwaukee Brewers (2011), Toronto Blue Jays (2012), Los Angeles Dodgers (2013-2014), Arizona Diamondbacks (2015), and Synergy Sports Tech (2016) before joining the A's.



He is a dual major from SUNY Cortland with a BA in Political Science and Sports Management and a Masters of Science in Sports Management.

Originally from New City, N.Y., Ed resides in Litchfield Park, Ariz. with his wife Kristin, daughter Rebecca, and dog Kevin.

## CHAD HUSS

### Arizona Groundskeeper

Chad Huss enters his 21st season in the Athletics organization as the Arizona head groundskeeper. Prior to joining the A's organization, Huss worked for the Wisconsin Timber Rattlers of the Midwest League from 1995-1997. During his time with the Timber Rattlers, Huss was named Midwest League Groundskeeper of the Year in 1996 and 1997.

Originally from Kaukauna, WI, Huss was a two-sport athlete in high school before going on to play college basketball at UW Fox Valley. His basketball coach was current MLB crew chief Gerry Davis. Davis helped him start his baseball grounds keeping career with the Timber Rattlers.

He currently lives in Chandler, Ariz. with his wife, Laurisa, and three daughters, Katelyn, Ava and Alexis.



## LAS VEGAS AVIATORS STAFF

### FRAN RIORDAN

#### Manager

Fran Riordan enters his first season as manager of Las Vegas and second season in charge of the A's highest affiliate. He served in the same capacity at Double-A Midland in 2017 and Single-A Beloit the previous two seasons (2015-16). Prior to joining the A's organization, he spent four seasons as manager of the Florence Freedom of the Frontier League of Professional Baseball.

He led the team to two playoff berths and is second all-time in Frontier League wins with 625.

Before joining Florence, Riordan managed the Northern League's Lake County Fielders (2010) and Kalamazoo Kings (2004-09), leading the Kings to the 2005 Frontier League title. He also served as a player-manager in the Frontier League from 2000-2002, leading the Richmond Roosters to back-to-back league championships in 2001 and 2002.

Riordan made his professional baseball debut in 1997 after playing collegiately at Allegheny College, and enjoyed a seven-year playing career. He resides in Buffalo, N.Y., with his wife, Cassie, and children, Brooke, Sadie and Trent.



#### MANAGERIAL RECORD

Year	Team	League	Record	Finish
2000	Dubois County	Frontier League (Independent)	35-47	5th
2001	Richmond	Frontier League (Independent)	49-35	2nd
2002	Richmond	Frontier League (Independent)	53-31	2nd
2004	Kalamazoo	Frontier League (Independent)	51-45	3rd
2005	Kalamazoo	Frontier League (Independent)	53-43	1st
2006	Kalamazoo	Frontier League (Independent)	47-49	4th
2007	Kalamazoo	Frontier League (Independent)	51-45	3rd
2008	Kalamazoo	Frontier League (Independent)	60-36	1st
2009	Kalamazoo	Frontier League (Independent)	58-38	1st
2010	Lake County	Northern League (Independent)	41-59	7th
2011	Florence	Frontier League (Independent)	39-57	6th
2012	Florence	Frontier League (Independent)	57-39	2nd
2013	Florence	Frontier League (Independent)	53-43	3rd
2014	Florence	Frontier League (Independent)	41-55	5th
2015	Beloit (A)	Midwest League	55-84	7th/5th
2016	Beloit (A)	Midwest League	59-80	6th/8th
2017	Midland	Texas League	67-71	2nd/3rd
2018	Nashville	Pacific Coast League	72-68	2nd
<b>Totals</b>			<b>941-925</b>	

## Las Vegas Aviators Staff, continued

**2005 Playoffs:** Defeated Rockford 3 games to 1 in the semifinals; defeated Chilicothe 3 games to 2 in finals

**2008 Playoffs:** Defeated Gateway 3 games to 1 in the semifinals; defeated by Windy City 3 games to 0 in finals

**2009 Playoffs:** Defeated by Lake Erie 3 games to 2 in the semifinals

**2012 Playoffs:** Defeated Gateway 3 games to 2 in the semifinals; defeated by Southern Illinois 3 games to 1 in the finals

**2013 Playoffs:** Defeated by Schaumburg 3 games to 0 in the semifinals

**2017 Playoffs:** Defeated San Antonio 3 games to 2 in the semifinals; defeated Tulsa 3 games to 2 in the finals

## RICK RODRIGUEZ

### Pitching Coach

Rick Rodriguez returns for his fourth season of his fourth stint as pitching coach of the A's top affiliate after previously serving in that capacity from 2000-02, 2004-10, and 2013-14. He also served as pitching coach for Stockton in 2015, as Oakland's bullpen coach from 2011-12, and as the manager of Single-A Modesto in 2003.

This is his 35th year in the A's organization, including seven seasons as a player and 26 as a minor league coach. Prior to becoming the pitching coach in Sacramento in 2000, he coached for the rookie-level Arizona League A's (1992), Short-Season Southern Oregon (1993-94), and Single-A Modesto (1995-99).

Rodriguez was originally selected by Oakland in the second round of the 1981 June draft and spent seven seasons with the A's organization, including two in the majors with Oakland. He went 1-2 with a 6.61 ERA in three starts in 1986 and 1-0 with a 2.96 ERA in 15 relief appearances in 1987. Rodriguez also pitched for Cleveland (1988) and San Francisco (1990) in his big league career, compiling a 3-4 record and 5.73 ERA in 31 games, including eight starts. His playing career concluded in 1991 when he made three appearances for Triple-A Phoenix in the Giants' farm system.

An East Bay native, Rodriguez was born in Oakland and graduated from Castro Valley High School in 1978. He attended Chabot Junior College in Hayward and the University of California, Riverside. Rodriguez was named to the Castro Valley Sports Hall of Fame in 2011.

Rodriguez currently resides in Folsom, Calif., with his wife, Dana. They have a daughter, Rachel, and son, Ryan.



## ERIC MARTINS

### Hitting Coach

Eric Martins enters his fourth season as the A's Triple-A hitting coach after serving in the same capacity with Double-A Midland in 2015. From 2007-14, he served as an A's scout and was responsible for signing A.J. Griffin, Daniel Robertson, and 2014 first-round selection Matt Chapman, among others.

Originally a 17th round selection by the A's in 1994 out of Long Beach State, Martins played professionally for 11 seasons, including parts of four seasons with A's Triple-A affiliates. He was a part of the 1997 Edmonton team that captured the Pacific Coast League championship and the 1999 Vancouver team that won the Triple-A World Series.

Martins lives in Mesa, Ariz., with his wife, Madison.



## CRAIG CONKLIN

### Coach

Craig Conklin joins the Las Vegas coaching staff after serving the A's as the Southern California area scout for the last four seasons. In four seasons with the A's, Conklin signed players Kyle Friedrichs, Evan Manarino, Luke Persico and Sam Sheehan while also serving as coach in the instructional league, extended spring training and with Beloit in 2016 and Stockton in 2018.



Prior to joining the A's, he worked for the MLB Scouting Bureau from 1999-2015. He worked several roles with the bureau, serving as an area scout in Southern & Northern California, covering Mexico and Australia internationally and as an advanced scout for the World Baseball Classic.

The Southern California native splits his time between Malibu, Calif. and Cayucos, Calif. in the offseason.

## BRAD LAROSA

### Athletic Trainer

Brad LaRosa enters his 12th season as athletic trainer for the A's top minor league affiliate. He previously spent five seasons as an athletic trainer at the Double-A Level (three years with the St. Louis Cardinals organization, two years with the Florida Marlins).

LaRosa was named Pacific Coast League Athletic Trainer of the Year for the second time in 2016 (also 2012). He was named Texas League Athletic Trainer of the Year in 2006 and 2007, while taking home PBATS minor league athletic trainer of the year in 2007. He also worked the Futures Game in 2008.

LaRosa is a certified member of the National Athletic Trainers' Association (NATA) and the Illinois Athletic Trainers Association. He is licensed in Illinois and Missouri. LaRosa obtained his bachelors and masters degrees in kinesiology at Southern Illinois University at Edwardsville. LaRosa and his wife, Denise, have two daughters, Lydia and Emma, and make their home in Illinois.



## HENRY TORRES

### Strength and Conditioning

Henry Torres enters his sixth season in the Athletics organization as a minor league strength and conditioning coach. Prior to joining the A's, Torres served as the strength and conditioning coach with the short-season Idaho Falls Chukars in the Kansas City Royals organization.

A native of San Antonio, Texas, Torres graduated from the University of Texas, San Antonio. He currently resides in Alvin, Tex. with his wife, Rudi Ann Cantu-Torres.



## MIDLAND ROCKHOUNDS STAFF

## SCOTT STEINMANN

### Manager

Scott Steinmann enters his second season as Midland's manager after spending 2017 at the helm in Beloit. He spent the previous 17 seasons as a coach and manager in the Seattle organization. He served as manager at four different levels, including Double-A West Tennessee (2008); Single-A Advanced High Desert (2007); Single-A Wisconsin (2005) and Clinton (2009, 2014-15); and Rookie-level Peoria (2003-04, 2011).

After a three-year career as a catcher in the Mariners' farm system, Steinmann began his coaching career as a roving catching instructor with Seattle in 1999, then joined Short-Season Everett as a coach that June. He then coached at Single-A Wisconsin (2000-01) and Single-A Advanced San Bernardino (2002) before making his managerial debut in Peoria in 2003. He also served as a coach with Peoria (2006), Everett (2010, 2012), and Triple-A Tacoma (2013).

He reached the postseason in 2005 with Wisconsin and led West Tennessee to a first-half title in 2007. On May 7, 2014, he led Clinton to a 20-17 win over the Burlington Bees after trailing by 16 runs, marking the largest deficit ever overcome in a minor league game.

Steinmann played collegiately at Miami (Ohio) University and resides in Chandler, Ariz., with his wife Suzy, daughter Alex, and son Ben.



**MANAGERIAL RECORD**

Year	Team	League	Record	Finish
2003	Peoria (Rookie)	Arizona	30-23	3rd/3rd
2004	Peoria (Rookie)	Arizona	31-25	T-2nd/5th
2005	Wisconsin (A)	Midwest	76-63	1st/1st
2007	High Desert (A)	California	54-86	5th/5th
2008	West Tenn. (AA)	Southern	70-86	T-1st/5th
2009	Clinton (A)	Midwest	69-68	4th
2011	Peoria (Rookie)	Arizona	25-31	2nd
2014	Clinton (A)	Midwest	61-77	7th/6th
2015	Clinton (A)	Midwest	46-93	6th/8th
2017	Beloit	Midwest	65-73	t-4th/4th
2018	Midland	Texas	68-71	3rd/3rd
<b>Totals</b>			<b>596-696</b>	

**2005 Playoffs:** Defeated Clinton 2 games to 0 in the semifinals; defeated by South Bend 3 games to 2 in the finals

**2008 Playoffs:** Defeated by Carolina 3 games to 0 in the semifinals

**STEVE CONNELLY**

**Pitching Coach**

Steve Connelly enters his second season as pitching coach of the Midland RockHounds. He spent 2016-17 as pitching coach of the Stockton Ports after serving in the same capacity for Single-A Beloit in 2015 and Short Season Vermont in 2014.

Prior to joining the A's organization in 2014, he was the pitching coach at the University of Alabama-Huntsville from 2011-13.

Connelly, 44, is a native of Long Beach, Calif. who starred on the University of Oklahoma's 1994 team that won the College World Series. He was selected by Oakland in the 24th round of the 1995 amateur draft and pitched four seasons in the A's organization. He made his Major League debut in 1998, posting a 0-0 record and 1.93 ERA in three relief appearances with Oakland.

Connelly resides in Huntsville, Ala., with his wife, Emily, and has four children: Vee, John, Lochlan and Atkins.



**TOMMY EVERIDGE**

**Hitting Coach**

Tommy Everidge returns for his second season as hitting coach for the RockHounds and his sixth season as a coach in the A's farm system. He has also served as hitting coach at Short-Season Vermont (2014-15) and Single-A Stockton (2016-17).

Everidge had a nine-year playing career, including more than six years in the A's system. He was drafted by Oakland in the 10th round of the 2004 draft, and his time with the A's culminated in a 24-game Major League call-up in 2009. In 2008, he led the Texas League and the A's organization with 115 RBI, including a three-home run, 10-RBI game on May 26 at Tulsa. In 2011, he was named the Atlantic League Player of the Year while playing for the Lancaster Barnstormers, setting a league record with 69 extra-base hits.

A Bay Area native, Tommy graduated from Sonoma Valley High School and played collegiately at Sonoma State University. He was born in Glen Allen, Calif. and resides there with his wife Kellie, daughter Allison, two sons, Camden and Jackson, dogs Maddie and Wyatt, and cat Sadie.



**ATHLETICS BIGGEST COMEBACK**

On July 20, 2009, the A's set an Oakland record by overcoming a 10-run deficit to win. Trailing Minnesota 12-2 entering the bottom of the third inning, the A's scored three times in the third, twice in the fourth and seven times in the seventh to win 14-13. The all-time Athletics record is also the Major League record, set by the Philadelphia A's on June 15, 1925 against Cleveland. The A's trailed by 12 runs in that game and scored 13 times in the bottom of the eighth to win 17-15.



## BOBBY CROSBY

### Coach

Bobby Crosby joins the Midland coaching staff for his first season. The former infielder played in the Major Leagues for eight seasons, winning the Rookie of the Year in 2004 with the Oakland A's.

Crosby was originally drafted in the first round (25th overall) of the 2001 First Year Player Draft by the Oakland A's out of Long Beach State University. He went on to play 747 Major League baseball games, recording 62 homers and 276 RBI. His best season came in 2004 where he hit .239 with 22 homers and 64 RBI in 151 games with the A's.

Crosby played three seasons for the Dirtbags, hitting a combined .324 with 21 homers and 93 RBI. He was named the Big West Player of the Year and third team All-America by Collegiate Baseball in 2001 after batting .353 with nine homers and 39 RBI. Crosby also represented the USA in the summer of 2000 as he was the starting shortstop for Team USA.

Crosby makes his offseason home in Lakewood, Calif.



## JUSTIN WHITEHOUSE

### Athletic Trainer

Justin Whitehouse returns for his 12th season with Double-A Midland and his 19th season in the A's organization. He previously spent five seasons with Single-A Kane County (2003-07) and two years with Single-A Visalia (2001-02). He was named Midwest League athletic trainer of the year in 2007.

Whitehouse earned his degree in health education at the University of Nevada at Reno and received his masters in physical education, with an emphasis in athletic training and biomechanics, at San Diego State. He interned with the San Francisco 49ers during spring and summer training camps in 1997 and 1998.

Originally from Stockton, Calif., Whitehouse resides in Reno, Nev. with his wife, Susan, and children, Cassandra and Lance.



## OMAR AGUILAR

### Strength and Conditioning

Omar Aguilar is entering his sixth season in the A's organization. During the offseason, Aguilar helps MLB develop their strength & conditioning programs around the world. Prior to joining the Athletics, he spent one season in the Los Angeles Dodgers organization in 2009. Aguilar graduated Magna Cum Laude from the Inter-American University of Puerto Rico before earning his master's in Nutrition and Human Performance from Logan University in Chesterfield, Mo.

Aguilar resides in Gilbert, Ariz. with his wife, Coraliz, their son, Yadier, and their dog, Malia.



## STOCKTON PORTS STAFF

## WEBSTER GARRISON

### Manager

Webster Garrison returns to Stockton for his second stint as manager of the Ports. He previously managed the club from 2011-13 and is in his 11th season as manager. It will be his 26th season in the A's organization, which includes 5½ seasons as a player.

Garrison made his managerial debut in 2001 with Vancouver and has also guided clubs at Visalia (2002), Kane County (2003), Midland (2004, 2008), Arizona (2016-17) and Beloit (2018). He began his coaching career as a player-coach on the 1999 Double-A Midland club, the first season that the RockHounds were affiliated with the A's. He also served as the hitting coach at Midland (2000, 2005-07, 2009-10, 2014) and Nashville (2015).



## Stockton Ports Staff, continued

A second-round selection of the Toronto Blue Jays in the 1983 June draft, Garrison spent seven seasons of his 16-year playing career in the Blue Jays farm system. He signed with the Oakland organization as a free agent on April 4, 1991 and batted a career-best .303 with seven home runs and 73 RBI for Triple-A Tacoma in 1993. Garrison then spent the next two seasons at Triple-A Colorado Springs before returning to the A's organization in 1996. He made his Major League debut with the A's on August 2, 1996 and appeared in five games. He spent the 1997 season at Triple-A Edmonton and 1998 at Double-A Huntsville before assuming a role as player-coach in 1999.

Garrison makes his offseason home in his hometown of Marrero, La.

### MANAGERIAL RECORD

Year	Team	League	Record	Finish
2001	Vancouver (Short A)	Northwest League	37-39	2nd
2002	Visalia (A)	California League	70-71	t-4th/3rd
2003	Kane County (A)	Midwest League	80-59	1st/2nd
2004	Midland (AA)	Texas League	72-68	2nd/3rd
2008	Midland AA	Texas League	75-65	3rd/2nd
2011	Stockton (A)	California League	75-65	2nd/3rd
2012	Stockton (A)	California League	56-84	5th/5th
2013	Stockton (A)	California League	69-71	3rd/4th
2016	Arizona A's (Rookie)	Arizona Rookie League	29-24	2nd/3rd
2017	Arizona A's (Rookie)	Arizona Rookie League	26-30	3rd/4th
2018	Beloit (A)	Midwest	69-69	5th/3rd
<b>Totals</b>			<b>658-645</b>	

**2002 Playoffs:** Defeated by Modesto 2-0 in California League Wild Card Series

**2003 Playoffs:** Defeated by Clinton 2-1 in first round of Midwest League Playoffs

**2011 Playoffs:** Defeated Modesto 2-1 in the first round of the California League playoffs; defeated San Jose 3-1 in the division series; defeated by Lake Elsinore 3-1 in the championship series

## CHRIS SMITH

### Pitching Coach

Chris Smith joins the Stockton Ports as the pitching coach after finishing his pitching career with the Oakland A's in 2017. Smith will make his professional coaching debut after finishing his five-year Major League career.

Originally drafted by the Boston Red Sox in the fourth round of the First Year Player Draft out of UC Riverside, Smith went on to play 15 years of professional baseball, including stints with Boston, Milwaukee, Oakland, San Diego and Seattle organizations. He went 1-4 with a 5.41 ERA in 77 MLB games. He played 14 years in the minors, recording 58 wins with a 3.86 ERA in 316 games.

Smith resides in Hesperia, Calif. with his wife Lisa and his three girls Charlotte, Abigail, and Grace.



## BRIAN MCARN

### Hitting Coach

Brian McArn begins his second season of his third stint as Stockton's hitting coach. This year is his 22nd season as a hitting coach in the A's system, having previously coached for Stockton (2011-12, 2014-15), Midland (2004, 2013, 2016-17), Sacramento (2005-10), and the A's former Single-A affiliate in Modesto (1998-2003).

Prior to joining the A's organization, McArn spent one season as the hitting coach for the Single-A Vermont Expos in the New York-Penn League. McArn began his coaching career at American River Junior College in Sacramento, where he served as an assistant coach.

Selected in the 26th round of the 1991 June draft, McArn spent two seasons in the A's organization before injuries ended his career in 1992.

McArn makes his offseason home in Elk Grove, Calif., with his wife, Cancy, and four children: Brian, Bryson, Brevon and Braydon.



## JAVIER GODARD

### Coach

Javier Godard begins his professional coaching career as a coach on the Stockton staff after finishing his playing career last season with the Vermont Lake Monsters.

Originally signed as an international free agent on January 30, 2013 by the Oakland A's, Godard went on to play six seasons of affiliated baseball with the club. He played three years in the Dominican Summer League before coming to the United States in 2016. His best season came in 2015 when he batted .277 with 16 doubles and 22 RBI in 59 games for the DSL A's.

Godard was born in Baruta, Venezuela. He is married, Johanna.



## SHANE ZDEBIAK

### Athletic Trainer

Shane Zdebiak enters his third season as Stockton's athletic trainer after spending the 2016 season in the same role with Single-A Clinton in the Seattle Mariners organization. From 2014-15, he served as athletic trainer for short-season Everett, also in the Seattle system.

Prior to joining the Mariners, he worked as the athletic trainer of the Winnipeg Goldeyes of the independent American Association from 2010-13 and two seasons with the Steinbach Pistons of the Manitoba Junior Hockey League.

Zdebiak graduated from the University of Manitoba in 2009 with a B.A. in kinesiology and is certified as an athletic therapist through the Canadian Athletic Therapists' Association and as an athletic trainer through the National Athletic Trainers' Association Board of Certification.

A native of Gimli, Manitoba, Canada, the 32-year-old currently resides in Winnipeg, Manitoba.



## MATT MOSIMAN

### Strength and Conditioning

Matt Mosiman returns for his second season as strength and conditioning coach at Stockton after spending 2017 with the Dominican Summer League A's.

Prior to joining the A's, Mosiman interned with Notre Dame, New Mexico State University, and the University of Wisconsin, La Crosse. A graduate of La Crosse, Mosiman earned both his bachelor's and master's degrees from the institution.

Mosiman grew up in Oregon, Wis. and currently resides in Stockton, Calif.



## BELOIT SNAPPERS STAFF

## LLOYD TURNER

### Manager

Lloyd Turner begins his managerial career as he will serve at the top of the helm for Beloit. He has been with the A's organization since 2013, serving as the hitting coach for Short-Season Vermont (2013, 2016-18) and Single-A Beloit (2014-2015).

Selected by the A's in 16th round of the June 2002 draft, Turner spent six years in the Oakland farm system. He concluded his playing career with Lancaster (2008-10) and Camden (2011-12) of the independent Atlantic League.

Turner and his wife, Tara, live in San Tan Valley, Ariz. He has two boys, Chandler and Christian.



## DON SCHULZE

### Pitching Coach

Don Schulze returns for his second season of his second stint as Beloit pitching coach and his 14th season overall as a coach in the A's system. A former first-round pick of the Chicago Cubs in 1980, Schulze began his coaching career with the A's rookie-level affiliate in 2006. Since then, he has served as the pitching coach with Kane County (2007-08), Stockton (2009-10), Midland (2011-14, 17), Nashville (2015) and Beloit (2016).

The former Major League pitcher compiled a 15-25 record and 5.47 ERA while playing for the Cubs (1983-84), Indians (1984-86), Mets (1987), Yankees (1989) and Padres (1989). From 1990-92, Schulze pitched for the Orix Blue Wave in Japan. He then closed out his playing career in 1993 with Minnesota's Triple-A affiliate.

Schulze makes his offseason home in Dixon, Ill. with his wife, Jeanne, and daughters, Sarah and Madeline.



## JUAN DILONE

### Hitting Coach

Juan Dilone enters his fourth season as hitting coach with Beloit and his 24th season in the A's organization, which includes 18 years as a coach and instructor and six as a player.

Dilone's first coaching assignment was in 2002 as hitting coach at Single-A Visalia. He also had one-year stints at Short-Season Vancouver (2003) and the A's entry in the Arizona Rookie League (2004) before spending four seasons as coordinator of Dominican instruction (2005-09). Dilone then spent seven more seasons as hitting coach for the A's rookie league club (2009-15) before moving to Beloit in 2016.

Dilone signed a free agent contract with Oakland in 1990 and spent six seasons (1991-94; 96-97) in the A's farm system. A former infielder, Dilone spent his final two seasons at Single-A Modesto, where he batted a career-best .265 with 14 home runs in 1996.

A native of Santo Domingo, Dominican Republic, Dilone makes his offseason home in Higüey, Dominican Republic, with his wife, Evelyn, and children, Jhonssei and Emelyn.



## ANTHONY PHILLIPS

### Coach

Anthony Phillips enters his first season as a coach in the Beloit staff and his first season with the A's organization.

Originally signed as an international free agent on July 2, 2006 by the Seattle Mariners out of South Africa, Phillips went on to play 11 seasons of affiliated baseball with Seattle (2007-2013), Philadelphia (2014), Los Angeles-AL (2016) and Colorado (2017-2018). Phillips went on to play 922 MiLB games, batting .230 with 42 homers and 270 RBI. He participated in the World Baseball Classic in 2009 as a member of the South African national team.

Born in Bellville, South Africa, Phillips resides in Scottsdale, Ariz. with his wife, Andrea.



## BRIAN THORSON

### Athletic Trainer

Brian Thorson is in his 36th season in the A's organization as a minor league athletic trainer, his seventh with Single-A Beloit. He has worked previously with a number of A's affiliates, including present teams in Double-A Midland and Single-A Stockton.

Thorson spent five years in the Milwaukee Brewers organization prior to joining the A's. He also spent eight seasons in the Puerto Rican Winter League, attending four



Caribbean Series. Thorson has worked All-Star Games in the Southern League, Texas League, California League and Midwest League as well as in Puerto Rico.

## SCOTT SMITH

### Strength & Conditioning

Scott Smith returns for his second season as strength and conditioning coach for Beloit. Prior to joining the A's, Smith spent time with the Phillies, Marlins, and Padres. Smith earned his bachelor's and master's degrees from Georgia College & State University, where he played baseball collegiately for three seasons.

A native of Spartanburg, S.C., Smith currently resides in Milledgeville, Ga.



## VERMONT LAKE MONSTERS STAFF

## AARON NIECKULA

### Manager

Aaron Nieckula returns for his fifth season as manager of Short-Season Vermont while also serving as the A's minor league spring training coordinator. From 2013-14, he managed Double-A Midland, leading them to their first of four straight Texas League championships in 2014.

Prior to his stint in Midland, he managed Single-A Burlington from 2011-12, leading the Bees to playoff appearances both seasons. Nieckula previously managed Stockton (2009) and Kane County (2006-08; 2010), leading the Cougars to the Midwest League championship series in 2006. He served as hitting coach for Kane County during the 2004-05 seasons.

Nieckula was taken by the A's in the 22nd round of the 1998 June draft. He spent five years as a catcher in the Oakland (1998-2001) and San Francisco (2002) minor league systems. His best season came in 2000, where he hit .262 with 34 RBI between Single-A Visalia and Single-A Modesto.

Nieckula resides in Yorkville, Ill. with his wife, Renee, and three daughters, Ariyana, Hailey and Trinity.



### MANAGERIAL RECORD

Year	Team	League	Record	Finish
2006	Kane County (A)	Midwest League	79-60	2nd/T2nd
2007	Kane County (A)	Midwest League	63-76	7th/4th
2008	Kane County (A)	Midwest League	72-66	2nd/6th
2009	Stockton (A)	California League	61-79	5th/5th
2010	Kane County (A)	Midwest League	71-67	6th/2nd
2011	Burlington (A)	Midwest League	76-62	1st/5th
2012	Burlington (A)	Midwest League	67-72	6th/3rd
2013	Midland (AA)	Texas League	62-78	4th/4th
2014	Midland (AA)	Texas League	77-63	2nd/2nd
2015	Vermont (A)	New York-Penn League	33-42	4th
2016	Vermont (A)	New York-Penn League	28-48	4th
2017	Vermont (A)	New York-Penn League	42-33	1st
2018	Vermont (A)	New York-Penn League	39-37	2nd
<b>Totals</b>			<b>719-760</b>	

**2006 Playoffs:** Defeated Quad Cities 2-1 in the first round playoff series; defeated Beloit 2-0 in second round playoff series; was defeated by West Michigan 3-1 in the Midwest League Championship Series

**2007 Playoffs:** Was defeated by Burlington 2-1 in the first round of the Midwest League Playoffs

**2010 Playoffs:** Defeated Quad Cities 2-1 in the first round of the playoffs; defeated by Clinton 2-1 in the championship series

**2011 Playoffs:** Defeated by Kane County 2-1 in the first round of the playoffs

**2012 Playoffs:** Defeated by Wisconsin 2-1 in the first round of the playoffs

**2014 Playoffs:** Defeated Frisco 3-1 in the first round of the playoffs; defeated Tulsa 3-2 in Texas League Championship series

**2017 Playoffs:** Defeated by Mahoning Valley 2-0 in the semifinals

## CARLOS CHAVEZ

### Pitching Coach

Carlos Chavez returns as pitching coach at Vermont for the second consecutive season and fourth overall. It is his seventh season as pitching coach in the A's farm system, which includes two seasons with the rookie-level Arizona A's from 2013-14, two years during his first stint with Vermont from 2015-16 and one year at Beloit in 2017.

Chavez pitched professionally for 14 seasons from 1992-2004 and 2006, including a stint with Single-A Visalia in the A's farm system in 2000. He was originally selected by Baltimore in the 17th round of the 1992 June draft.

Chavez makes his offseason home in Ciudad Obregon, Sonora, with his wife, Graciela del Carmen. He has two children, Tomas and Kylie, and three stepchildren, Tomas, Melissa and Maria Ximena.



## KEVIN KOUZMANOFF

### Hitting Coach

Kevin Kouzmanoff enters his first season as the hitting coach with Vermont after spending the last season as an assistant coach with Metropolitan State University of Denver. This will be his first professional assignment since finishing his career in 2014 with the Texas Rangers.

The former Major Leaguer was a career .257 hitter with 87 homers and 371 RBI in seven seasons while playing for the Cleveland (2006), San Diego (2007-09), Oakland (2010-11), Colorado (2011) and Texas (2014).

A native of Denver, Col., Kouzmanoff makes his offseason home Denver.



## RICK MAGNANTE


### Coach

Rick Magnante enters his first season as a coach for Vermont after spending the previous 13 seasons managing A's farm clubs at Short-Season Vancouver (2006-10), Short-Season Vermont (2011-13), Single-A Beloit (2014) and Single-A Stockton (2015-18).

In addition, Magnante served as an area scout for the A's from 1996-2013. He is credited with signing Barry Zito and Bobby Crosby, among other players. He was the recipient of the Southern California Scouts Association scout of the year award and the A's Dick Bogard Memorial Award in 2001 and 2003, respectively.

Magnante, who began his career in professional baseball with the Cleveland Indians in 1969, has also held managerial positions in the Detroit Tigers minor league system (1987-89), the Novara Serie A team of the Italian Professional League (1990) and the South African national team in the 2006 World Baseball Classic.

Magnante resides in Encino, Calif., with his wife, Christine. He has two sons, Bobby and Daniel.



## TOSHIAKI NAGAHARA

### Athletic Trainer

Toshiaki Nagahara is in his seventh season as athletic trainer at Short-Season Vermont after spending the previous two years with the A's Arizona Rookie League affiliate. He previously worked for the A's from 2004-07, assisting in various athletic training and conditioning roles with Triple-A Sacramento and Single-A Modesto as well as in spring training and instructional leagues.

Nagahara spent 2008-09 as an assistant athletic trainer and interpreter for the Cleveland Indians, communicating for pitcher Masahide Kobayashi. He served in a similar role for the Pittsburgh Pirates and infielder Akinori Iwamura in 2010.



Born in Takamatsu, Japan, Nagahara first came to the United States in 1997. He obtained his bachelors and masters degrees in exercise science at Southern Arkansas University. He is a certified strength and conditioning specialist through the National Strength and Conditioning Association (NSCA).


Nagahara resides in Akron, Ohio with his wife, Christine.

## KEVIN GUILD

### Strength and Conditioning

Kevin Guild is entering his second season as strength and conditioning coach for Vermont. Prior to joining the A's, Guild was the strength and conditioning coach at Keene High School. A graduate of Keene State College, Guild has also served as the Next College Student Athlete New Hampshire State Director.

Guild was raised and lives in Essex, Vt., about seven miles from Burlington—the home of the Lake Monsters.



## ARIZONA A'S GREEN STAFF

## EDDIE MENCHACA

### Manager

Eddie Menchaca enters his second season as manager of the Arizona A's after spending the previous nine seasons in the Mariners organization. He spent 2017 as a coach for Double-A Arkansas and managed Seattle's Single-A affiliate for the three preceding seasons (High Desert, 2014; Bakersfield, 2015-16).

Menchaca signed with Seattle as a non-drafted free agent in 2001 and spent seven seasons in the Mariners system as a shortstop.

He played collegiately at South Mountain Community College in Phoenix, Ariz. where he resides with his two boys, Jonathan and Anthony.



### MANAGERIAL RECORD

Year	Team	League	Record	Finish
2010	Pulaski	Appalachian League	37-28	1st
2011	Clinton (A)	Midwest League	63-76	8th/2nd
2012	Clinton (A)	Midwest League	71-67	8th/1st
2013	Clinton (A)	Midwest League	67-72	5th/4th
2014	High Desert (A)	California League	66-74	3rd/5th
2015	Bakersfield (A)	California League	61-79	5th/4th
2016	Bakersfield (A)	California League	76-64	3rd/1st
2018	Arizona A's (R)	Arizona League	29-25	4th/4th
<b>Totals</b>			<b>470-485</b>	

**2010 Playoffs:** Defeated by Elizabethton 2-0 in the first round of the Appalachian League Playoffs

**2011 Playoffs:** Defeated by Quad Cities 2-0 in the first round of the Midwest League Playoffs

**2012 Playoffs:** Defeated Beloit 2-1 in the first round of the Midwest League Playoffs; defeated by Wisconsin 2-0 in the semifinals

**2013 Playoffs:** Defeated by Beloit 2-0 in the first round of the Midwest League Playoffs

**2016 Playoffs:** Defeated San Jose 2-1 in the first round of the California League Playoffs; defeated by Visalia 3-0 in the semifinals

## GABRIEL OZUNA

### Pitching Coach

Gabriel Ozuna enters his fifth season as the pitching coach of the A's Arizona League affiliate after spending seven seasons as the pitching coach for Oakland's Dominican Summer League squad.

Ozuna was originally signed by St. Louis as a non-drafted free agent in 1987 and enjoyed a 17-year professional career. He reached as high as Triple-



## Arizona A's Green Staff, continued

A with Louisville in 1993, when he posted a 2.92 ERA in 35 relief appearances. He recorded a career ERA of 2.54 with 61 saves, including a season-high 28 in 1989 with Single-A Savannah.

He also pitched internationally in Mexico, Taiwan, Italy, and his native Dominican Republic, where he played winter ball with the Lacey Tigers and East Bulls.

## RUBEN ESCALERA

### Hitting Coach

Ruben Escalera enters his fourth season of his second stint as hitting coach of the Arizona A's after managing the club from 2002-08 and 2014-15. Throughout his 25-year career as a coach in the A's system, he has also served as a scout in Puerto Rico and instructor at the A's academy in the Dominican Republic.

Escalera signed as a free agent with the Brewers in 1984 and played 10 professional seasons in the Milwaukee and Cincinnati organizations, as well as the Mexican Professional League. During his 12 years playing winter ball in Puerto Rico, Escalera played on the 1995 Caribbean Series champion "Puerto Rican Dream Team" alongside Roberto Alomar, Bernie Williams, Juan Gonzalez, Edgar Martinez and Carlos Delgado.

Born in San Juan, Puerto Rico, Escalera makes his home in Carolina, Puerto Rico, with his wife Maryann Martinez and their children Jania, Karlee and Karilys.



## JAVIER HERRERA

### Coach

Javier Herrera joins the Arizona coaching staff for his first season after finishing his professional career with the independent league Trois-Rivieres of the Can-Am League in 2018.

Originally signed with the Oakland Athletics as an international free agent on July 27, 2001, he played nine seasons of affiliated baseball, compiling a .283 batting average with 66 homers and 300 RBI. In his nine seasons, he was a MiLB All-Star on three separate occasions (Northwest League in 2004, Midwest League in 2005, Eastern League in 2013) and was the Northwest League Player of the Year in 2004.

A native of Caracas, Venezuela, Herrera makes his offseason home in Trois-Rivieres, Quebec Canada, with his wife, Lugmider, and children, Katie and Jaycob.



## CHRIS LESSNER

### Athletic Trainer

Chris Lessner is entering his 26th season in the A's organization. Prior to joining the A's Arizona Rookie League affiliate, Lessner served as an athletic trainer with Single-A Modesto and Short-Season Vancouver. He has spent off-seasons working with the U.S. junior luge team and has also traveled with the Harlem Globetrotters. Lessner began his career as a clubhouse manager with Short-Season Southern Oregon.

Lessner holds a degree in exercise and sports science from Oregon State University. He has two sons, Tyler and Alex.



## OAKLAND A'S LONGEST WINNING STREAK VS. ONE TEAM

- 16 New York, Sept. 9, 1989-May 1, 1991
- 15 Seattle, April 7, 2006-Aug. 16, 2006
- 12 Minnesota, Sept. 11, 2013-Aug. 9, 2014
- 12 Houston, June 13, 2007-July 22, 2013
- 12 Detroit, May 6, 2017-present



# ARIZONA A'S GOLD STAFF

## HIRAM BOCACHICA

### Manager

Hiram Bocachica enters his first season as the manager of the Arizona A's Gold team after serving as a traveling instructor for the Oakland A's in 2018. Prior to joining the A's, he served as the hitting and third-base coach for Santurce Crabbers of the Professional Baseball Roberto Clemente League in Puerto Rico in 2017.

Bocachica was selected in the first round of the 1994 First Year Player Draft by the Montreal Expos. He signed as a free agent on November 22, 2004 by the Oakland A's and played a total of eight seasons of Major League baseball, including three with Oakland. In his eight seasons, he amassed 15 home runs and 16 steals in 535 at-bats with Oakland, Los Angeles (NL), Detroit, San Diego, and Seattle. After retirement in 2012, Bocachica started working as a player agent until 2016 when he started working with the MLB Development Program in Puerto Rico.

A native of Ponce, Puerto Rico, Bocachica resides in Bayamon, Puerto Rico with his wife, Jocelyn Adorno, two daughters, Aliyah Lyam and Sofia Lyam, and son, Hiram III.



## BRYAN COREY

### Pitching Coach

Bryan Corey begins his first season as pitching coach of the Arizona A's Gold team after spending the previous two seasons as pitching coach at Short-Season Vermont (2017) and Single-A Stockton (2018). Prior to that, he served as a Four Corners scout for Milwaukee (2015-16) and a Major League Advance scout for Cleveland (2013-14).

Originally drafted as a shortstop by Detroit in the 12th round of the 1993 draft, Corey was converted to a pitcher after two pro seasons. He spent the next 18 seasons on the mound, including five years in the majors with Arizona, Los Angeles (NL), Texas, Boston, and San Diego, winning a World Series with the Red Sox in 2007.

He also played two seasons in Japan (2004, 2010), winning the Japan Series with Chiba Lotte during his second stint. Additionally, he pitched in both Korea and Taiwan before retiring after the 2012 season.

A native of Thousand Oaks, Calif., Corey resides in Phoenix, Ariz., and has two daughters, Brooke (14) and Blair (9).



## FRANCISCO SANTANA

### Hitting Coach

Francisco Santana enters his first season as the hitting coach with the Arizona A's after spending the last two seasons working in the Dominican Republic complex with the A's as the outfield and base running coach. Prior to joining the A's, he worked with the New York Yankees Dominican Complex from 2014-2016.

Santana began his professional career on June 15, 2006 when he signed with the New York Yankees as international free agent. He played five years of affiliated baseball in Yankees organization, recording 12 homers and 100 RBI in 237 career MiLB games.

Santana was born in Higuey, Dominican Republic, and makes his home there with his wife, Joanna Rosalin and their two children, Enmanuel and Adiel.



## GABRIEL ORTIZ

### Coach

Gabriel Ortiz enters his eighth season with the Oakland A's organization and his first as an official coach for the Arizona A's. He has worked for rookie-level Arizona since 2012 as a catching instructor.

Originally signed as an international free agent by the Athletics on July 11, 2003, Ortiz went on to play five seasons with the organization. His best season came in 2008 when he hit .256 with one homer and 16 RBI in 26 games for the Arizona A's.

Ortiz resides in Gilbert, Ariz. with his wife, Gerri, and children, Gabriel Jr., Gavin and Genevieve.



## NICK VOELKER

### Athletic Trainer

Nick Voelker enters his second season with the Athletics, his first in Arizona. He spent the previous two seasons in the Dominican Republic, 2017 with the Cincinnati Reds and 2018 with Oakland.

Nick earned his MS in Sport & Exercise Science from the University of Central Florida (2017) and his BS in Athletic Training from the University of Indianapolis (2014).

He is a native of Indianapolis, Ind.



### A'S FIRST ROUND DRAFT PICKS

1965 Rick Monday, OF	1986 Scott Hemond, C	2003 Brad Sullivan, RHP
1966 Reggie Jackson, OF	1987 Lee Tinsley, OF	Brian Snyder, 3B (11)
1967 Brian Bickerton, LHP	1988 Stan Royer, 3B	2004 Landon Powell, C (12)
1968 Pete Broberg, RHP*	1989 None (3)	Richie Robnett, OF
1969 Dan Stanhouse, RHP/SS	1990 Todd Van Poppel, RHP (4)	2005 Cliff Pennington, SS
1970 Dan Ford, OF	Don Peters, RHP	2006 None (13)
1971 William Daniels, RHP	1991 Brent Gates, SS	2007 James Simmons, RHP
1972 Chet Lemon, SS	1992 Benji Grigsby, RHP	2008 Jemile Weeks, 2B
1973 Randy Scarbery, RHP	1993 John Wasdin, RHP	2009 Grant Green, SS
1974 Jerry Johnson, C*	1994 Ben Grieve, OF	2010 Michael Choice, OF
1975 Bruce Robinson, C	1995 Ariel Prieto, RHP	2011 Sonny Gray, RHP
1976 Mike Sullivan, RHP*	1996 Eric Chavez, SS	2012 Addison Russell, SS
1977 Craig Harris, RHP	1997 Chris Enochs, RHP	2013 Billy McKinney, OF
1978 Mike Morgan, RHP	Eric DuBose, LHP (5)	2014 Matt Chapman, 3B
Tim Conroy, LHP (1)	1998 Mark Mulder, LHP	2015 Richie Martin, SS
1979 Juan Bustabad, INF*	1999 Barry Zito, LHP	2016 A.J. Puk, LHP
1980 Mike King, LHP	2000 None (6)	2017 Austin Beck, CF
1981 Tim Pyznarski, 3B	2001 Bobby Crosby, SS	2018 Kyle Murray, CF
1982 None (2)	Jeremy Bonderman, RHP (7)	
1983 Stan Hilton, RHP	2002 Nick Swisher, OF (8)	
1984 Mark McGwire, 1B	Joe Blanton, RHP (9)	
1985 Walt Weiss, SS	John McCurdy, SS	
	Ben Fritz, RHP (10)	

\* Did not sign with A's

- (1) Compensation for the loss of free agent Mike Jorgensen
- (2) Choice to Boston as compensation for Joe Rudi
- (3) Choice to Seattle as compensation for Mike Moore
- (4) Compensation for the loss of free agent Dave Parker
- (5) Compensation for the loss of free agent Mike Bordick
- (6) Choice to Anaheim as compensation for Mike Magnante
- (7) Compensation for the loss of free agent Kevin Appier
- (8) Compensation for the loss of free agent Johnny Damon
- (9) Compensation for the loss of free agent Jason Giambi
- (10) Compensation for the loss of free agent Jason Isringhausen
- (11) Compensation for the loss of free agent Ray Durham
- (12) Compensation for the loss of free agent Keith Foulke
- (13) Choice to Washington as compensation for Estaban Loaiza

# MINOR LEAGUE SCHEDULES

## LAS VEGAS

### APRIL

4-8 ..... at El Paso  
 9-11 ..... Sacramento  
 12-15 ..... Fresno  
 16-18 ..... at Sacramento  
 19-22 ..... at Fresno  
 24-28 ..... El Paso  
 29-30 ..... at Reno

### MAY

1-2 ..... at Reno  
 3-6 ..... Fresno  
 7-10 ..... Salt Lake  
 11-14 ..... Tacoma  
 16-20 ..... at Salt Lake  
 21-24 ..... Albuquerque  
 25-28 ..... at Reno  
 29-31 ..... at Sacramento

### JUNE

1-2 ..... at Sacramento  
 4-6 ..... Round Rock  
 7-10 ..... San Antonio  
 12-14 ..... at Nashville  
 15-18 ..... at Memphis  
 20-24 ..... Sacramento  
 25-28 ..... at Fresno  
 29-30 ..... Reno

### JULY

1-3 ..... Reno  
 4-7 ..... at Albuquerque  
 10 All-Star Game in El Paso, TX  
 11-14 ..... Salt Lake  
 15-18 ..... at Tacoma  
 19-21 ..... at Salt Lake  
 23-25 ..... El Paso  
 26-28 ..... at El Paso  
 30-31 ..... New Orleans

### AUGUST

1 ..... New Orleans  
 2-5 ..... Oklahoma City  
 7-9 ..... at Iowa  
 10-13 ..... at Omaha  
 15-18 ..... Albuquerque  
 19-21 ..... Reno  
 22-25 ..... at Tacoma  
 26-29 ..... at Albuquerque  
 30-31 ..... Tacoma

### SEPTEMBER

1-2 ..... Tacoma  
 4-8 ..... PCL Playoffs  
 10-15 ..... PCL Championship

## MIDLAND

### APRIL

4-7 ..... at Frisco  
 8-10 ..... at Amarillo  
 11-14 ..... Frisco  
 15-17 ..... Amarillo  
 18-20 ..... at Frisco  
 22-25 ..... Tulsa  
 26-29 ..... Northwest Arkansas  
 30 ..... Off Day

### MAY

1-3 ..... at Tulsa  
 4-7 ..... at Northwest Arkansas  
 9-12 ..... Frisco  
 13-15 ..... at Amarillo  
 16-19 ..... Corpus Christi  
 20-22 ..... at Frisco  
 23-25 ..... at Amarillo  
 28-30 ..... Corpus Christi  
 31 ..... Amarillo

### JUNE

1-2 ..... Amarillo  
 3-5 ..... at Corpus Christi  
 6-9 ..... Frisco  
 11-13 ..... at Springfield  
 14-16 ..... at Arkansas  
 17-19 ..... Springfield  
 20-23 ..... Arkansas  
 25 ..... All Star Game at Tulsa  
 27-30 ..... at Frisco

### JULY

1-3 ..... Amarillo  
 4-7 ..... at Corpus Christi  
 8-10 ..... Amarillo  
 11-14 ..... Corpus Christi  
 16-18 ..... at Arkansas  
 19-22 ..... at Tulsa  
 24-26 ..... Arkansas  
 27-30 ..... Tulsa

### AUGUST

1-4 ..... at Corpus Christi  
 5-7 ..... Amarillo  
 8-11 ..... Corpus Christi  
 12-15 ..... At Amarillo  
 16-18 ..... at Corpus Christi  
 20-22 ..... Northwest Arkansas  
 23-25 ..... Springfield  
 26-29 ..... at Northwest Arkansas  
 30-31 ..... at Springfield

### SEPTEMBER

1-2 ..... at Springfield

## STOCKTON

### APRIL

4-7 ..... Rancho Cucamonga  
 8-10 ..... San Jose  
 11-14 ..... at Modesto  
 15-17 ..... at San Jose  
 18-20 ..... Modesto  
 22-25 ..... at Visalia  
 26-28 ..... at San Jose  
 29-30 ..... Visalia

### MAY

1-2 ..... Visalia  
 3-5 ..... Modesto  
 7-9 ..... at Lancaster  
 10-12 ..... at Inland Empire  
 13-16 ..... Lake Elsinore  
 17-19 ..... Inland Empire  
 21-23 ..... at Lake Elsinore  
 24-26 ..... at Inland Empire  
 27-29 ..... Modesto  
 30-31 ..... at Lancaster

### JUNE

1-2 ..... at Lancaster  
 3-5 ..... Visalia  
 7-11 ..... San Jose  
 12-16 ..... at Modesto  
 18 ..... All Star Game in Inland Empire  
 20-23 ..... San Jose  
 24-26 ..... Visalia  
 27-30 ..... at San Jose

### JULY

1-3 ..... at Visalia  
 4-6 ..... Modesto  
 7-9 ..... Visalia  
 10-12 ..... at Lancaster  
 13-15 ..... at Rancho Cucamonga  
 17-19 ..... Lancaster  
 20-22 ..... Rancho Cucamonga  
 23-25 ..... at Modesto  
 26-28 ..... at Rancho Cucamonga  
 30-31 ..... Modesto

### AUGUST

1 ..... Modesto  
 2-4 ..... Lake Elsinore  
 6-8 ..... at Visalia  
 9-11 ..... Rancho Cucamonga  
 13-15 ..... Inland Empire  
 16-18 ..... at Lake Elsinore  
 19-21 ..... at Visalia  
 23-26 ..... San Jose  
 27-29 ..... at Modesto  
 30-31 ..... at San Jose

### SEPTEMBER

1-2 ..... at San Jose

## BELOIT

### APRIL

4-5 ..... Wisconsin  
 6-7 ..... at Peoria  
 8-11 ..... at Burlington  
 12-14 ..... Clinton  
 15-17 ..... Wisconsin  
 18-20 ..... at Cedar Rapids  
 22-24 ..... at Clinton  
 25-28 ..... Peoria  
 30 ..... at Great Lakes

### MAY

1-2 ..... at Great Lakes  
 3-5 ..... at Lansing  
 6-8 ..... Lake County  
 9-11 ..... Fort Wayne  
 13-15 ..... at Peoria  
 16-19 ..... Kane County  
 20-23 ..... Clinton  
 24-27 ..... at Kane County  
 28-30 ..... at Quad Cities  
 31 ..... Cedar Rapids

### JUNE

1-2 ..... Cedar Rapids  
 4-6 ..... Burlington  
 7-10 ..... at Wisconsin  
 11-13 ..... Quad Cities  
 14-16 ..... at Kane County  
 18 ..... All-Star Game  
 20-23 ..... Quad Cities  
 25-28 ..... at Kane County  
 29-30 ..... Wisconsin

### JULY

1 ..... Wisconsin  
 2-3 ..... Clinton  
 4-5 ..... at Quad Cities  
 6-8 ..... at Wisconsin  
 10-12 ..... at Bowling Green  
 13-15 ..... at Dayton  
 17-19 ..... West Michigan  
 20-22 ..... South Bend  
 24-26 ..... at Burlington  
 27-29 ..... Quad Cities  
 30-31 ..... Cedar Rapids

### AUGUST

1-2 ..... Cedar Rapids  
 3-6 ..... at Clinton  
 7-9 ..... Peoria  
 10-12 ..... at Cedar Rapids  
 14-16 ..... at Quad Cities  
 17-20 ..... Burlington  
 21-23 ..... Kane County  
 24-27 ..... at Burlington  
 28-30 ..... at Peoria  
 31 ..... Cedar Rapids

### SEPTEMBER

1-2 ..... Cedar Rapids

**VERMONT**

**JUNE**

14-15 ..... Tri-City  
 16-17 ..... at Connecticut  
 18-20 ..... Hudson Valley  
 21-23 ..... at Tri-City  
 25-27 ..... Connecticut  
 28-30 ..... Staten Island

**JULY**

1-3 ..... at Lowell  
 4-6 ..... at Connecticut  
 7-9 ..... Hudson Valley  
 10-12 ..... at Williamsport  
 13-15 ..... Batavia  
 17-19 ..... at Staten Island  
 20-22 ..... Tri-City  
 23-25 ..... at Hudson Valley  
 26-28 ..... Brooklyn  
 30-31 ..... at Staten Island

**AUGUST**

1 ..... at Staten Island  
 2-4 ..... at Aberdeen  
 5-7 ..... Staten Island  
 8-10 ..... at Lowell  
 11-13 ..... Aberdeen  
 14-16 ..... Brooklyn  
 17-19 ..... at Aberdeen  
 21 ..... All Star Game  
 22-24 ..... Lowell  
 25-27 ..... at Brooklyn  
 28-30 ..... Connecticut  
 31 ..... at Tri-City

**SEPTEMBER**

1-2 ..... at Tri-City

**ARIZONA GREEN**

**JUNE**

17 ..... Cubs 1  
 19 ..... at Dodgers 2  
 20 ..... Padres 2  
 21 ..... at Athletics Gold  
 22 ..... Dodgers 1  
 24 ..... Giants Orange  
 25 ..... Indians Blue  
 26 ..... at Giants Orange  
 27 ..... at Indians Red  
 29 ..... at Cubs 2  
 30 ..... Padres 1

**JULY**

1 ..... at Royals  
 2 ..... Dodgers 2  
 4 ..... Giants Black  
 5 ..... at Brewers Gold  
 6 ..... Royals  
 7 ..... at Angels  
 10 ..... Cubs 2  
 11 ..... Angels  
 12 ..... at Padres 1  
 13 ..... at Giants Black  
 15 ..... at Diamondbacks  
 16 ..... Diamondbacks  
 17 ..... Athletics Gold  
 18 ..... at Cubs 1  
 20 ..... at White Sox  
 21 ..... at Reds  
 22 ..... Reds  
 23 ..... Cubs 1  
 25 ..... at Padres 2  
 26 ..... Brewers Gold  
 27 ..... at Athletics Gold  
 28 ..... Rangers  
 30 ..... Giants Orange  
 31 ..... Cubs 1

**AUGUST**

1 ..... at Giants Orange  
 2 ..... at Mariners  
 4 ..... at Dodgers 1  
 5 ..... White Sox  
 6 ..... at Cubs 2  
 7 ..... Angels  
 9 ..... Giants Black  
 10 ..... at Rangers  
 11 ..... Brewers Blue  
 12 ..... at Angels  
 14 ..... Cubs 2  
 15 ..... Angels  
 16 ..... at Indians Red  
 17 ..... at Giants Black  
 19 ..... at Diamondbacks  
 20 ..... Diamondbacks  
 21 ..... Athletics Gold  
 22 ..... at Cubs 1  
 24 ..... at Giants Orange  
 25 ..... at Brewers Blue  
 26 ..... Mariners

**ARIZONA GOLD**

**JUNE**

17 ..... at Cubs 2  
 19 ..... Giants Orange  
 20 ..... at Cubs 1  
 21 ..... Athletics Green  
 22 ..... at Brewers Gold  
 24 ..... at Giants Black  
 25 ..... at Reds  
 26 ..... Dodgers 1  
 27 ..... Cubs 2  
 29 ..... Royals  
 30 ..... at Diamondbacks

**JULY**

1 ..... Dodgers 2  
 2 ..... at Brewers Blue  
 4 ..... at White Sox  
 5 ..... Brewers Blue

6 ..... at Indians Blue  
 7 ..... Mariners  
 10 ..... at Angels  
 11 ..... at Cubs 2  
 12 ..... Giants Black  
 13 ..... Cubs 1  
 15 ..... Rangers  
 16 ..... at Royals  
 17 ..... at Athletics Green  
 18 ..... Angels  
 20 ..... Cubs 2  
 21 ..... Diamondbacks  
 22 ..... at Giants Black  
 23 ..... at Rangers  
 25 ..... Padres 1  
 26 ..... at Cubs 1  
 27 ..... Athletics Green  
 28 ..... at Giants Orange  
 30 ..... at Giants Black  
 31 ..... at Angels

**AUGUST**

1 ..... Cubs 1  
 2 ..... White Sox  
 4 ..... Diamondbacks  
 5 ..... at Diamondbacks  
 6 ..... Indians Red  
 7 ..... at Dodgers 1  
 9 ..... at Mariners  
 10 ..... Indians Blue  
 11 ..... at Dodgers 2  
 12 ..... Brewers Gold  
 14 ..... at Angels  
 15 ..... at Cubs 2  
 16 ..... Giants Black  
 17 ..... Cubs 1  
 19 ..... Mariners  
 20 ..... at Brewers Blue  
 21 ..... at Athletics Green  
 22 ..... Angels  
 24 ..... Padres 2  
 25 ..... Indians Red  
 26 ..... at Giants Orange

**2018 MINOR LEAGUE ALL-STARS**

**Pacific Coast League, Midseason**

RHP James Naile  
 RHP Bobby Wahl  
 OF Nick Martini

**Texas League, Postseason**

INF Eli White  
 LHP Jesus Luzardo

**Texas League, Midseason**

LHP Jesus Luzardo  
 RHP Joel Seddon  
 RHP John Gorman  
 RHP Nolan Blackwood  
 C Sean Murphy  
 INF J.P. Sportman

INF Richie Martin  
 INF Eli White  
 OF Tyler Ramirez

**California League, Postseason**

MGR Rick Magnante

**California League, Midseason**

RHP Brian Howard  
 RHP Parker Dunshee  
 RHP Miguel Romero  
 C Jonah Heim  
 IF Nate Mondou  
 IF Kevin Merrell  
 OF Kevin Merrell  
 OF Dairon Blanco

**Midwest League, Midseason**

RHP Wyatt Marks  
 RHP Xavier Altamirano  
 OF Austin Beck  
 IF Trace Loehr

**New York-Penn League, Midseason**

RHP Brandon Withers  
 RHP Jose Mora  
 INF Jonah Bride  
 OF Payton Squier

# MINOR LEAGUE STATISTICS

## NASHVILLE

BATTERS	AVG	G	AB	R	H	2B	3B	HR	RBI	SH	SF	HP	BB	IBB	SO	SB	CS	DP	SLG	OBP	E
Barreto, Franklin	.259	77	282	54	73	16	1	18	46	0	5	7	39	0	106	5	2	6	.514	.357	7
Boyd, BJ	.271	105	391	36	106	15	3	3	49	4	2	4	26	0	71	6	3	8	.348	.322	3
Canha, Mark	.250	2	8	1	2	1	0	1	1	0	0	0	1	0	1	0	0	0	.750	.333	0
Fowler, Dustin	.341	55	229	37	78	17	6	4	27	0	1	0	9	0	41	13	2	2	.520	.364	5
Garcia, Anthony	.254	131	480	78	122	31	1	25	91	0	6	15	65	2	107	1	3	12	.479	.357	4
Garneau, Dustin	.208	22	72	8	15	3	0	2	9	0	2	1	5	0	10	0	0	5	.333	.263	1
Goldby, Cooper	.500	1	2	1	1	1	0	0	2	0	0	0	0	0	0	0	0	0	1.000	.500	0
Goldstein, Jason	—	1	0	1	0	0	0	0	0	0	0	0	1	0	0	0	0	0	—	1.000	0
Heathcott, Slade	.266	30	109	15	29	9	0	1	9	0	0	1	10	0	37	4	0	0	.376	.333	4
Joyce, Matt	.281	9	32	4	9	3	0	0	3	0	0	0	3	0	5	0	0	1	.375	.343	0
Laureano, Ramon	.297	64	246	44	73	12	1	14	35	0	3	4	31	0	70	11	2	4	.524	.380	3
Lombardozi, Steve	.243	120	412	67	100	15	3	1	42	6	9	2	51	2	64	4	7	11	.301	.323	5
Martini, Nick	.297	76	276	44	82	12	2	6	40	0	2	1	51	0	68	5	1	6	.420	.406	4
Mateo, Jorge	.230	131	470	50	108	17	16	3	45	2	4	5	29	1	139	25	10	6	.353	.280	23
Maxwell, Bruce	.219	51	178	9	39	8	0	1	17	0	1	0	21	0	61	0	0	9	.281	.300	1
Mercedes, Melvin	.232	51	142	18	33	3	3	0	15	1	1	3	20	0	31	1	3	2	.296	.337	7
Murphy, Sean	.250	3	8	2	2	0	0	0	0	0	0	1	3	0	2	0	0	0	.250	.500	0
Neuse, Sheldon	.263	135	499	48	131	26	3	5	55	1	5	0	32	1	172	4	1	6	.357	.304	25
Nunez, Renato	.357	7	28	3	10	0	0	0	4	0	0	0	2	0	6	0	0	0	.357	.400	2
Phegley, Josh	.235	36	119	12	28	6	3	3	18	0	2	3	15	2	31	0	0	4	.412	.331	0
Powell, Boog	.224	38	147	18	33	2	0	0	8	3	0	1	23	0	36	5	6	3	.238	.333	2
Smolinski, Jake	.278	36	126	25	35	4	0	10	19	0	0	1	18	0	42	1	0	2	.548	.372	0
Sportman, J.P.	.235	10	34	5	8	4	0	1	6	0	1	0	1	0	9	0	0	0	.441	.250	0
Taylor, Beau	.248	90	302	39	75	15	3	3	39	0	1	3	50	2	89	2	0	8	.348	.360	5
Vertigan, Brett	.274	33	84	10	23	7	2	0	7	2	0	0	9	0	22	1	0	2	.405	.344	0
Ward, Nick	.000	2	3	0	0	0	0	0	0	0	0	0	0	0	1	0	0	1	.000	.000	0
<b>Team Total</b>	<b>.260</b>	<b>140</b>	<b>4680</b>	<b>629</b>	<b>1215</b>	<b>227</b>	<b>47</b>	<b>101</b>	<b>587</b>	<b>19</b>	<b>45</b>	<b>52</b>	<b>515</b>	<b>10</b>	<b>1222</b>	<b>88</b>	<b>40</b>	<b>98</b>	<b>.393</b>	<b>.337</b>	<b>113</b>

PITCHERS	W	L	ERA	G	GS	CG	SHO	SV	SVO	IP	H	R	ER	HR	HB	BB	IBB	SO	WP	BK	AVG
Alcantara, Raul	5	7	5.29	32	10	0	0	5	8	83.1	100	54	49	10	6	14	0	53	9	2	.292
Anderson, Brett	2	1	2.78	7	7	0	0	0	0	32.1	32	17	10	0	0	6	0	36	2	0	.248
Aquino, Ismael	0	0	18.00	1	0	0	0	0	0	1.0	1	2	2	0	0	4	0	2	1	0	.250
Bassitt, Chris	5	5	4.30	18	14	0	0	0	0	81.2	86	42	39	6	8	25	0	83	3	0	.271
Bleich, Jeremy	1	2	2.63	38	0	0	0	1	2	51.1	47	18	15	5	0	13	0	48	0	0	.247
Bracewell, Ben	2	3	4.12	8	8	0	0	0	0	39.1	41	21	18	4	2	13	0	29	0	1	.272
Bragg, Sam	0	0	9.00	1	1	0	0	0	0	4.0	6	4	4	2	0	0	0	4	0	0	.333
Buchter, Ryan	1	0	0.00	4	0	0	0	0	0	3.1	1	0	0	0	0	1	0	3	1	0	.100
Cahill, Trevor	0	1	2.63	3	3	0	0	0	0	13.2	7	5	4	0	0	8	0	17	1	0	.146
Camacho, Joseph	0	0	45.00	1	0	0	0	0	0	1.0	5	5	5	2	0	1	0	0	0	0	.714
Castro, Simon	1	1	7.56	6	0	0	0	0	0	8.1	11	8	7	1	0	6	0	12	2	0	.314
Coker, Calvin	0	0	7.71	2	0	0	0	1	1	2.1	2	2	2	0	1	1	0	0	0	0	.250
Coulombe, Danny	2	1	2.54	23	1	0	0	0	1	28.1	30	11	8	3	4	6	0	28	1	0	.280
Dull, Ryan	3	2	3.54	23	0	0	0	1	1	28.0	27	12	11	5	1	8	0	36	0	1	.273
Finnegan, Kyle	0	2	7.13	13	0	0	0	1	1	17.2	22	16	14	2	0	7	0	17	2	0	.297
Friedrichs, Kyle	0	1	3.18	1	1	0	0	0	0	5.2	4	2	2	0	0	1	0	1	0	0	.200
Gossett, Daniel	4	0	1.63	7	5	0	0	0	0	38.2	26	10	7	1	1	16	0	42	2	0	.190
Graveman, Kendall	2	1	4.50	4	4	0	0	0	0	24.0	35	14	12	3	2	7	0	16	1	0	.365
Hatcher, Chris	0	1	2.08	5	0	0	0	0	0	8.2	10	4	2	0	0	4	0	7	1	0	.286
Heathcott, Slade	0	0	0.00	1	0	0	0	0	0	1.0	0	0	0	0	0	2	0	1	0	0	.000
Hendriks, Liam	4	1	2.84	23	1	0	0	6	7	25.1	21	9	8	1	0	4	0	43	2	0	.216
Jackson, Edwin	0	1	4.02	3	3	0	0	0	0	15.2	12	7	7	1	2	8	0	16	1	0	.207
Jokisch, Eric	5	11	4.06	26	23	0	0	1	1	148.2	165	84	67	12	3	46	0	121	10	1	.278
Kiehefer, Dean	8	1	3.83	32	1	0	0	0	1	44.2	50	24	19	4	4	6	0	36	1	0	.278
Lombardozi, Steve	0	0	9.00	1	0	0	0	0	0	1.0	2	1	1	0	0	1	0	1	0	0	.500
Lucas, Josh	0	2	2.56	31	0	0	0	5	6	38.2	28	12	11	2	3	15	0	32	0	0	.207
Luzardo, Jesus	1	1	7.31	4	4	0	0	0	0	16.0	25	13	13	2	1	7	0	18	1	1	.362
Martin, Jarret	0	0	4.91	3	0	0	0	0	0	3.2	3	2	2	0	0	8	0	5	1	0	.214
Martinez, Daniel	0	0	3.00	1	0	0	0	0	0	3.0	2	1	1	1	0	0	0	1	0	0	.182
McIntyre, Aiden	1	0	0.00	1	0	0	0	0	0	4.0	2	0	0	0	0	1	0	3	0	0	.143
Mengden, Daniel	4	1	2.98	9	8	0	0	0	0	45.1	39	17	15	2	3	7	0	34	1	0	.231
Mercedes, Melvin	0	0	18.00	3	0	0	0	0	0	3.0	5	6	6	2	2	2	0	2	0	0	.357

Minor League Statistics, continued

PITCHERS	W	L	ERA	G	GS	CG	SHO	SV	SVO	IP	H	R	ER	HR	HB	BB	IBB	SO	WP	BK	AVG
Milburn, Matt	1	0	2.61	2	2	0	0	0	0	10.1	9	3	3	0	0	1	0	7	1	0	.231
Montas, Frankie	4	5	4.65	15	15	1	0	0	0	71.2	69	40	37	7	2	26	0	61	4	0	.255
Morban, Richard	1	0	2.25	1	0	0	0	0	0	4.0	3	1	1	0	1	1	0	0	0	0	.200
Naile, James	7	10	4.71	24	24	1	1	0	0	135.2	156	80	71	12	9	40	0	77	6	1	.293
Pagan, Emilio	1	0	3.00	5	0	0	0	0	0	6.0	5	3	2	2	0	0	0	11	1	0	.208
Ramirez, Carlos	2	2	3.10	26	1	0	0	1	4	40.2	28	18	14	3	4	17	2	39	3	0	.193
Ruiz, Norge	1	1	6.75	3	2	0	0	0	0	13.1	15	11	10	3	0	4	0	10	0	0	.273
Sanchez, Jake	0	1	4.15	30	0	0	0	0	1	39.0	45	18	18	4	2	9	0	37	3	0	.285
Trivino, Lou	0	0	1.69	4	0	0	0	1	1	5.1	2	1	1	0	0	1	0	10	0	0	.111
Wahl, Bobby	3	2	2.27	34	1	0	0	11	12	39.2	17	16	10	2	1	17	1	65	3	1	.130
Wendelken, J.B.	1	1	2.80	22	1	0	0	3	3	35.1	29	11	11	2	0	10	0	52	1	0	.223
<b>Team Total</b>	<b>72</b>	<b>68</b>	<b>3.96</b>	<b>140</b>	<b>140</b>	<b>2</b>	<b>9</b>	<b>37</b>	<b>50</b>	<b>1223.2</b>	<b>1225</b>	<b>625</b>	<b>539</b>	<b>106</b>	<b>62</b>	<b>374</b>	<b>3</b>	<b>1116</b>	<b>65</b>	<b>8</b>	<b>.260</b>

MIDLAND

BATTERS	AVG	G	AB	R	H	2B	3B	HR	RBI	SH	SF	HP	BB	IBB	SO	SB	CS	DP	SLG	OBP	E
Barrera, Luis	.328	36	131	24	43	8	4	0	18	1	1	2	9	0	18	13	3	3	.450	.378	1
Bolt, Skye	.256	78	285	41	73	18	3	10	37	1	0	2	27	1	75	10	1	5	.446	.325	5
Brown, Seth	.283	131	502	66	142	38	3	14	90	0	5	1	47	1	142	5	0	10	.454	.342	12
Chavez, Santiago	.209	28	91	13	19	9	0	0	4	3	0	1	3	0	17	0	0	1	.308	.242	3
Diaz, Edwin	.155	31	103	6	16	4	0	2	13	1	4	0	3	0	32	1	0	1	.252	.209	4
Goldstein, Jason	.164	16	55	5	9	2	0	1	2	1	0	1	8	0	19	0	0	2	.255	.220	2
Heim, Jonah	.182	39	137	16	25	4	0	1	11	3	3	1	10	0	22	0	0	4	.234	.238	3
Marincov, Tyler	.225	92	325	39	73	11	1	14	46	2	4	1	35	1	112	11	6	5	.394	.299	5
Marinez, Eric	.143	5	14	1	2	0	0	0	0	0	0	0	0	0	6	0	0	0	.143	.143	0
Martin, Richie	.300	118	453	68	136	29	8	6	42	3	3	6	44	3	86	25	10	11	.439	.368	21
Mercedes, Melvin	.455	3	11	3	5	0	0	0	2	0	0	0	1	0	1	2	0	0	.455	.500	0
Mondou, Nate	.255	48	165	15	42	7	0	0	14	2	4	6	19	0	26	2	1	1	.297	.345	2
Murphy, Sean	.288	68	257	51	74	26	2	8	43	1	2	6	23	2	47	3	0	9	.498	.358	3
Ramirez, Tyler	.287	134	512	73	147	35	4	10	79	2	8	10	62	0	148	5	4	9	.430	.370	4
Siddall, Brett	.206	74	253	22	52	10	2	2	28	1	4	4	23	3	64	2	1	0	.285	.278	0
Sportman, J.P.	.277	103	401	55	111	25	2	13	56	0	3	2	22	1	83	18	13	8	.446	.315	11
Vertigan, Brett	.243	78	280	43	68	12	1	0	19	3	4	1	39	1	57	9	5	3	.293	.333	0
White, Eli	.306	130	504	81	154	30	8	9	55	0	4	8	62	1	116	18	9	3	.450	.388	25
White, Mikey	.218	64	225	21	49	6	0	6	29	0	1	4	25	0	81	0	1	2	.324	.306	11
<b>Team Total</b>	<b>.264</b>	<b>139</b>	<b>4704</b>	<b>643</b>	<b>1240</b>	<b>274</b>	<b>38</b>	<b>96</b>	<b>588</b>	<b>24</b>	<b>50</b>	<b>56</b>	<b>462</b>	<b>14</b>	<b>1152</b>	<b>124</b>	<b>54</b>	<b>77</b>	<b>.399</b>	<b>.333</b>	<b>124</b>

PITCHERS	W	L	ERA	G	GS	CG	SHO	SV	SVO	IP	H	R	ER	HR	HB	BB	IBB	SO	WP	BK	AVG
Blackwood, Nolan	6	3	4.08	39	0	0	0	9	12	53.0	60	31	24	3	3	16	2	48	4	1	.280
Bowers, Heath	0	0	1.5	2	1	0	0	0	0	6.0	5	1	1	1	1	0	0	4	0	0	.227
Bracewell, Ben	5	7	3.03	17	17	2	0	0	0	110.0	101	44	37	9	11	16	0	98	5	0	.242
Bragg, Sam	4	5	3.62	33	5	0	0	0	2	69.2	78	34	28	3	3	26	1	44	0	1	.281
Camacho, Joseph	0	0	10.8	3	0	0	0	0	0	3.1	5	4	4	0	0	4	0	0	0	0	.357
Cochran-Gill, Trey	1	1	5.09	22	0	0	0	1	1	35.1	41	20	20	2	4	12	0	23	3	0	.293
Dunshee, Parker	7	4	2.01	12	12	0	0	0	0	80.2	59	21	18	5	4	14	1	81	1	1	.205
Finnegan, Kyle	1	1	2.16	21	0	0	0	13	13	25.0	18	11	6	0	0	11	1	28	1	0	.207
Friedrichs, Kyle	6	5	5.66	15	14	0	0	0	0	76.1	90	54	48	13	7	23	0	60	2	0	.291
Gorman, John	3	3	2.78	42	0	0	0	2	6	64.2	55	25	20	7	3	15	3	47	4	1	.226
Healy, Tucker	1	0	3.86	5	0	0	0	0	0	7.0	6	3	3	0	1	0	0	9	0	0	.231
Howard, Brian	4	4	3.48	12	12	0	0	0	0	67.1	65	36	26	7	1	23	0	63	8	1	.249
Kiekhefer, Dean	0	0	3.18	5	0	0	0	3	3	5.2	8	2	2	0	0	1	0	5	1	0	.348
Krall, Pat	0	0	7.2	3	0	0	0	0	1	5.0	8	4	4	0	0	2	0	3	0	0	.364
Luzardo, Jesus	7	3	2.29	16	16	0	0	0	0	78.2	58	22	20	5	3	18	0	86	2	2	.204
Martin, Jarret	1	4	3.91	37	0	0	0	0	0	46.0	41	25	20	2	6	27	1	53	5	0	.241
Naile, James	1	0	3	2	2	0	0	0	0	15.0	17	5	5	1	0	2	0	7	0	0	.288
Romero, Miguel	1	1	6	22	0	0	0	1	5	30.0	35	25	20	4	2	12	1	33	3	0	.297
Ruiz, Norge	5	9	4.69	21	21	1	0	0	0	121.0	142	66	63	12	10	34	0	76	10	2	.303
Sanchez, Jake	0	0	2.25	4	0	0	0	4	4	4.0	3	1	1	0	0	3	0	3	0	0	.200
Seddon, Joel	9	7	4.81	28	17	0	0	0	0	118.0	131	67	63	19	9	38	1	80	5	0	.281
Shore, Logan	1	6	5.5	13	13	0	0	0	0	68.2	85	44	42	7	2	19	0	49	2	0	.306
Stull, Cody	1	1	5.23	28	0	0	0	0	0	43.0	56	28	25	1	3	17	1	40	3	0	.306
Walter, Corey	4	6	6.21	26	9	0	0	0	1	75.1	93	55	52	6	7	27	1	39	4	1	.297
Wendelken, J.B.	0	1	3.38	11	0	0	0	3	3	13.1	11	6	5	3	0	10	1	23	0	0	.220
<b>Team Total</b>	<b>68</b>	<b>71</b>	<b>4.1</b>	<b>139</b>	<b>139</b>	<b>3</b>	<b>7</b>	<b>36</b>	<b>51</b>	<b>1222.0</b>	<b>1271</b>	<b>634</b>	<b>557</b>	<b>113</b>	<b>79</b>	<b>371</b>	<b>14</b>	<b>1002</b>	<b>63</b>	<b>10</b>	<b>.268</b>

# STOCKTON

BATTERS	AVG	G	AB	R	H	2B	3B	HR	RBI	SH	SF	HP	BB	IBB	SO	SB	CS	DP	SLG	OBP	E
Barrera, Luis	.284	88	313	51	89	18	7	3	46	1	2	3	32	0	63	10	4	5	415	.354	3
Blanco, Dairon	.291	82	313	39	91	13	10	1	37	0	5	2	25	0	66	22	2	9	406	.342	1
Bolt, Skye	.266	46	169	28	45	8	4	9	32	1	4	3	31	0	47	9	3	2	521	.382	0
Calabuig, Chase	.239	51	201	32	48	12	0	0	16	2	0	3	21	0	40	3	1	2	299	.320	0
Chapman, Matt	.250	1	4	0	1	0	0	0	0	0	0	0	0	0	1	0	0	0	2.50	.250	1
Chavez, Santiago	.268	34	112	13	30	2	0	3	12	2	1	1	11	0	38	2	1	4	366	.336	0
Deichmann, Greg	.199	47	166	18	33	14	0	6	21	0	1	1	17	0	63	0	1	2	392	.276	4
Diaz, Edwin	.236	84	296	44	70	19	0	13	37	3	3	3	39	0	98	3	0	8	432	.328	12
Goldstein, Jason	.300	14	50	5	15	5	0	1	5	0	0	0	3	0	10	0	0	4	460	.340	0
Heim, Jonah	.292	80	312	41	91	21	1	7	49	0	4	3	29	0	60	3	1	5	433	.353	2
Lage, Jesus	.132	16	53	3	7	1	0	1	2	0	0	0	1	0	23	1	1	0	208	.148	5
Loehr, Trace	.259	49	193	18	50	12	1	0	11	1	1	0	11	0	47	1	1	4	332	.298	3
Marinez, Eric	.226	36	124	13	28	6	3	0	6	0	0	1	10	0	40	1	1	4	323	.289	4
Mercedes, Melvin	.232	25	82	11	19	4	1	1	14	0	1	0	20	0	21	2	3	2	341	.379	6
Merrell, Kevin	.267	62	270	38	72	10	3	0	24	4	0	1	15	1	66	5	4	0	326	.308	11
Mondou, Nate	.291	88	344	64	100	20	5	8	61	3	4	7	33	0	58	8	5	4	448	.361	4
Perez, Brallan	.265	87	313	47	83	9	4	0	13	3	1	9	31	0	56	2	4	7	319	.347	13
Persico, Luke	.287	112	429	58	123	32	5	5	60	1	6	2	44	0	78	5	5	14	420	.351	5
Phegley, Josh	.143	2	7	0	1	0	0	0	1	0	0	0	0	0	3	0	0	0	.143	.143	3
Pimentel, Sandber	.219	68	247	36	54	11	1	15	47	0	0	1	33	1	93	0	1	7	453	.313	4
Pinder, Chad	.286	2	7	1	2	1	0	1	1	0	0	1	1	0	1	0	0	0	857	.444	0
Powell, Boog	.200	4	10	4	2	1	0	0	1	0	0	0	5	0	1	1	1	1	300	.467	0
Rosa, Viosergy	.309	25	97	15	30	9	0	5	22	0	1	0	14	0	23	0	0	1	557	.393	2
Siddall, Brett	.212	44	156	14	33	5	1	6	22	0	2	3	14	0	50	0	0	6	372	.286	0
Theroux, Collin	.181	73	227	34	41	6	2	12	32	2	2	3	43	0	101	3	1	3	383	.316	3
Toffey, Will	.244	48	164	17	40	8	0	5	32	1	2	1	29	0	49	0	0	1	384	.357	13
Vance, Cobie	.229	27	96	9	22	1	0	0	4	0	0	2	3	0	16	1	1	4	240	.267	4
<b>Team Total</b>	<b>.257</b>	<b>140</b>	<b>4755</b>	<b>653</b>	<b>1220</b>	<b>248</b>	<b>48</b>	<b>102</b>	<b>608</b>	<b>24</b>	<b>40</b>	<b>50</b>	<b>515</b>	<b>2</b>	<b>1212</b>	<b>82</b>	<b>41</b>	<b>99</b>	<b>.393</b>	<b>.333</b>	<b>117</b>

PITCHERS	W	L	ERA	G	GS	CG	SHO	SV	SVO	IP	H	R	ER	HR	HB	BB	IBB	SO	WP	BK	AVG
Altamirano, Xavier	5	6	6.62	13	13	0	0	0	0	70.2	96	54	52	11	11	17	0	62	3	0	.328
Bayer, Peter	0	0	40.50	3	1	0	0	0	0	1.1	3	6	6	1	1	6	0	2	2	0	.500
Biegalski, Boomer	3	0	2.91	14	0	0	0	1	2	21.2	17	10	7	2	0	5	0	36	2	1	.210
Blackburn, Paul	0	0	7.36	1	1	0	0	0	0	3.2	8	3	3	0	1	0	1	0	0	0	.444
Bray, Jake	1	3	5.01	15	8	0	0	0	0	46.2	48	28	26	8	2	20	0	41	4	0	.265
Buchter, Ryan	0	0	0.00	2	1	0	0	0	0	2.0	2	0	0	0	0	1	0	2	0	0	.286
Butler, Brendan	2	2	5.71	36	1	0	0	0	1	69.1	76	56	44	8	3	28	1	60	4	1	.271
Castilla, Santiago	0	0	0.00	1	1	0	0	0	0	1.0	1	0	0	0	0	0	0	1	0	0	.250
Cochran-Gill, Trey	1	2	2.89	18	0	0	0	2	4	28.0	31	10	9	3	1	10	1	29	0	0	.279
Damron, Ty	1	0	3.24	13	0	0	0	0	0	16.2	15	6	6	3	2	10	0	24	1	0	.238
Duno, Angel	5	4	2.62	48	0	0	15	21	65.1	63	21	19	4	2	17	2	66	6	0	0	.250
Dunshee, Parker	6	2	2.70	12	10	0	0	0	0	70.0	61	23	21	7	2	17	1	82	1	0	.238
Erwin, Zack	8	11	5.44	25	25	0	0	0	0	135.2	172	84	82	15	8	36	1	108	2	0	.308
Friedrichs, Kyle	2	2	3.27	9	9	0	0	0	0	52.1	49	20	19	6	5	17	0	48	0	1	.245
Gilbert, Will	4	4	4.71	38	0	0	0	1	1	63.0	51	24	19	2	5	20	3	62	2	0	.223
Holmes, Grant	0	0	4.50	2	2	0	0	0	0	6.0	4	4	3	1	2	2	0	8	0	0	.174
Howard, Brian	7	3	2.38	12	11	0	0	0	0	72.0	53	21	19	9	2	14	1	77	2	0	.201
Hurlbutt, Dustin	3	4	3.86	9	9	0	0	0	0	44.1	37	21	19	7	3	18	0	39	5	0	.228
Krall, Pat	4	1	1.06	23	0	0	0	0	1	42.1	30	9	5	1	2	8	0	29	1	0	.208
Luzardo, Jesus	2	1	1.23	3	3	0	0	0	0	14.2	6	2	2	0	0	5	0	25	0	0	.120
Manarino, Evan	4	6	5.40	17	14	0	0	1	1	85.0	101	56	51	11	1	28	0	68	12	0	.294
Marinez, Eric	0	0	16.20	2	0	0	0	0	0	1.2	4	3	3	1	0	1	0	4	1	0	.400
Marks, Wyatt	2	0	3.58	5	5	0	0	0	0	27.2	23	11	11	4	1	16	0	32	2	0	.225
Marsonek, Brandon	0	1	11.88	6	0	0	0	0	1	8.1	11	12	11	3	1	8	0	6	0	0	.324
Milburn, Matt	9	5	3.49	23	22	2	2	0	0	142.0	161	63	55	13	3	16	0	111	3	1	.286
Perez, Brallan	0	0	40.50	1	0	0	0	0	0	0.2	2	3	3	1	0	1	0	1	0	0	.500
Romero, Miguel	1	2	1.84	22	0	0	0	13	14	29.1	21	9	6	3	1	5	1	33	1	0	.202
Sheehan, Sam	3	2	4.32	44	0	0	0	1	5	50.0	35	25	24	1	6	32	1	78	4	0	.199
Shore, Logan	2	0	1.21	4	4	0	0	0	0	22.1	18	3	3	0	3	2	0	25	0	0	.220
Tomasovich, Andrew	2	2	3.14	41	0	0	0	3	6	51.2	42	21	18	4	6	30	3	61	9	0	.222
<b>Team Total</b>	<b>77</b>	<b>63</b>	<b>3.95</b>	<b>140</b>	<b>140</b>	<b>2</b>	<b>11</b>	<b>37</b>	<b>57</b>	<b>1245.1</b>	<b>1241</b>	<b>608</b>	<b>546</b>	<b>129</b>	<b>73</b>	<b>391</b>	<b>15</b>	<b>1221</b>	<b>67</b>	<b>4</b>	<b>.259</b>

PLAYER DEVELOPMENT

Minor League Statistics, continued

BELOIT

BATTERS	AVG	G	AB	R	H	2B	3B	HR	RBI	SH	SF	HP	BB	IBB	SO	SB	CS	DP	SLG	OBP	E
Allen, Nick	.239	121	460	51	110	17	6	0	34	3	6	9	34	1	85	24	8	6	.302	.301	17
Armenteros, Lazaro	.277	79	292	43	81	8	2	8	39	0	2	10	36	0	115	8	6	1	.401	.374	3
Beck, Austin	.296	123	493	58	146	29	4	2	60	0	8	3	30	2	117	8	6	14	.383	.335	6
Churlin, Anthony	.186	19	59	5	11	2	2	0	6	0	1	2	7	1	18	0	1	2	.288	.290	2
Devenenzi, Jordan	.266	81	282	32	75	13	1	1	25	4	5	6	21	1	40	0	2	14	.330	.325	7
Farrar, Logan	.235	117	421	50	99	14	5	12	57	0	5	7	45	4	102	2	1	8	.378	.316	5
Gridley, Ryan	.269	68	227	25	61	10	1	3	24	1	1	4	28	0	46	3	5	5	.361	.358	7
Hargrove, Hunter	.290	126	469	59	136	28	0	9	68	2	6	11	37	3	61	1	0	13	.407	.352	7
Lage, Jesus	.191	29	89	11	17	2	0	2	14	3	1	1	13	0	31	1	0	0	.281	.298	9
Loehr, Trace	.286	69	252	38	72	14	2	3	22	6	3	2	27	1	47	15	6	8	.393	.356	3
Lopez, Jesus	.239	84	301	33	72	15	2	10	41	2	0	5	18	1	56	2	2	7	.402	.293	12
Lumley, Jake	.232	15	56	7	13	0	1	0	6	0	0	0	2	0	13	0	0	0	.268	.259	7
McDonald, Mickey	.284	110	391	59	111	15	3	2	25	7	0	3	41	2	76	22	0	5	.353	.356	5
Meggs, Jack	.261	97	345	40	90	22	3	6	35	0	3	0	31	0	69	2	1	8	.394	.319	2
Mercedes, Miguel	.191	41	152	14	29	7	1	5	24	0	1	3	5	1	52	0	0	4	.349	.230	8
Mullen, Robert	.222	6	18	2	4	2	0	0	1	0	0	0	1	0	4	0	0	1	.333	.263	1
Shelby, JaVon	.118	27	93	12	11	1	2	3	10	0	0	1	6	0	48	5	0	1	.269	.180	3
Weber, Skyler	.227	63	194	23	44	10	1	0	15	0	2	0	28	0	51	6	1	5	.289	.321	4
<b>Team Total</b>	<b>.257</b>	<b>138</b>	<b>4594</b>	<b>562</b>	<b>1182</b>	<b>209</b>	<b>36</b>	<b>66</b>	<b>506</b>	<b>28</b>	<b>44</b>	<b>67</b>	<b>410</b>	<b>17</b>	<b>1031</b>	<b>99</b>	<b>39</b>	<b>102</b>	<b>.362</b>	<b>.324</b>	<b>124</b>

PITCHERS	W	L	ERA	G	GS	CG	SHO	SV	SVO	IP	H	R	ER	HR	HB	BB	IBB	SO	WP	BK	AVG
Altamirano, Xavier	4	2	3.09	12	12	0	0	0	0	70.0	58	25	24	5	2	16	0	63	0	0	.221
Andueza, Ivan	4	10	5.35	22	16	0	0	1	2	104.1	110	69	62	5	11	46	0	74	7	1	.273
Bowers, Heath	6	2	5.4	37	0	0	0	1	5	51.2	55	34	31	6	7	34	2	50	15	0	.275
Camacho, Joseph	0	1	7.65	16	0	0	0	2	2	20.0	17	17	17	3	3	12	1	23	0	0	.236
Chalmers, Dakota	0	0	0	2	1	0	0	0	0	5.0	3	1	0	0	0	8	0	10	3	0	.150
Charles, Wandisson	0	0	4.09	11	0	0	0	0	1	11.0	6	6	5	1	1	17	0	19	4	0	.158
Conley, Bryce	3	7	4.46	20	16	0	0	1	1	84.2	66	44	42	8	11	37	0	98	11	0	.213
Damron, Ty	4	2	2.97	24	0	0	0	0	0	33.1	33	16	11	2	1	17	0	49	3	0	.254
Danielak, Michael	0	2	9.35	3	2	0	0	0	0	8.2	18	17	9	3	3	3	0	7	0	0	.400
Feigl, Brady	0	1	3	3	3	0	0	0	0	6.0	5	2	2	1	0	1	0	7	1	0	.217
Hargrove, Hunter	0	0	9	2	0	0	0	0	0	2.0	3	2	2	0	1	0	0	1	1	0	.375
Highberger, Nick	6	3	3.35	34	0	0	0	6	10	48.1	42	27	18	4	5	25	0	41	4	0	.236
Hurtado, Jhenderson	0	2	6.1	5	3	0	0	0	0	20.2	18	17	14	4	0	13	0	20	2	1	.234
Jordan, Mitchell	8	4	2.67	25	19	1	0	0	0	124.2	110	40	37	9	7	34	0	105	9	0	.239
Lage, Jesus	0	0	0	1	0	0	0	0	0	0.1	1	0	0	0	0	0	0	0	0	0	1.500
Lebron, Jaimito	0	0	6.55	10	0	0	0	1	1	11.0	12	8	8	2	0	14	0	7	2	0	.286
Lee, Slater	0	0	0	4	0	0	0	0	0	6.0	6	0	0	0	1	0	0	2	0	0	.300
Marks, Wyatt	5	6	3.23	20	18	0	0	0	0	106.0	90	44	38	8	3	35	0	127	11	2	.227
Martinez, Seth	3	5	3.28	42	0	0	0	15	19	71.1	68	32	26	5	6	18	2	58	4	0	.260
Meggs, Jack	0	0	0	2	0	0	0	0	0	1.2	2	0	0	0	0	0	0	1	0	0	.286
Poche, Jared	8	6	4.41	25	22	0	0	0	0	130.2	127	69	64	9	10	34	2	105	6	0	.259
Reagan, Josh	3	3	5.52	30	1	0	0	4	5	45.2	50	32	28	4	4	19	0	33	5	1	.286
Reuss, Adam	0	0	4.91	3	0	0	0	0	0	7.1	8	4	4	0	1	2	0	7	2	0	.267
Ruiz, Jean	5	12	4.66	27	20	0	0	0	0	119.2	123	71	62	14	9	41	1	77	6	1	.261
Salow, Logan	2	0	1.59	4	0	0	0	0	0	5.2	1	2	1	0	0	2	0	8	0	1	.063
Varland, Gus	0	0	0.93	5	5	0	0	0	0	19.1	8	2	2	1	3	3	0	28	0	0	.123
Withers, Brandon	0	0	7.2	4	0	0	0	0	0	5.0	10	4	4	1	0	1	0	6	1	0	.400
Zambrano, Jesus	8	1	3.64	39	0	0	0	6	10	76.2	83	39	31	8	1	24	0	81	8	0	.269
<b>Team Total</b>	<b>69</b>	<b>69</b>	<b>4.05</b>	<b>138</b>	<b>138</b>	<b>1</b>	<b>8</b>	<b>37</b>	<b>56</b>	<b>1196.2</b>	<b>1133</b>	<b>624</b>	<b>538</b>	<b>103</b>	<b>90</b>	<b>456</b>	<b>8</b>	<b>1107</b>	<b>105</b>	<b>8</b>	<b>.250</b>

CONSECUTIVE GAMES WITHOUT BEING NO-HIT

When the Cincinnati Reds were no-hit by the Cubs Jake Arrieta on April 21, 2016, the A's took over the longest active streak of consecutive games with one or more hits, a streak that reached 4,383 at the conclusion of the 2018 season. The streak is fourth longest in American League history and would need to last another eight years before breaking the record set of 5,550 set by Kansas City from May 16, 1973 to May 18, 2008. The last time the A's were no-hit was July 13, 1991 when Bob Milacki, Mike Flanagan, Mark Williamson and Gregg Olson combined to no-hit Oakland for Baltimore.



VERMONT

BATTERS	AVG	G	AB	R	H	2B	3B	HR	RBI	SH	SF	HP	BB	IBB	SO	SB	CS	DP	SLG	OBP	E
Akau, Lana	.146	14	41	4	6	2	0	0	4	2	0	0	8	0	14	0	0	0	.195	.286	5
Arruda, Aaron	.199	45	156	18	31	4	0	4	17	0	2	2	21	0	68	2	2	1	.301	.298	4
Bride, Jonah	.287	54	195	29	56	17	0	3	34	0	4	6	24	1	35	3	2	4	.421	.376	13
Brito, Marcos	.241	54	212	29	51	5	1	1	20	1	1	0	27	0	50	7	6	3	.288	.325	16
Churlin, Anthony	.202	37	129	20	26	8	0	4	13	0	2	3	11	0	41	1	0	3	.357	.276	3
Eierman, Jeremy	.235	62	247	36	58	8	2	8	26	2	1	4	13	1	70	10	4	6	.381	.283	15
Foyle, Devin	.169	49	142	21	24	5	1	0	12	2	3	2	21	0	44	11	1	2	.218	.280	1
Godard, Javier	.133	8	30	5	4	2	0	1	3	1	1	0	2	0	8	0	0	0	.300	.182	1
Goldby, Cooper	.000	1	1	0	0	0	0	0	0	0	0	0	0	0	0	0	0	0	.000	.000	0
Hannah, Jameson	.279	23	86	14	24	4	1	1	10	0	0	0	9	0	24	6	0	0	.384	.347	0
Lage, Jesus	.222	7	18	4	4	1	0	0	1	0	0	1	3	0	4	0	0	0	.278	.364	2
McCray, Jeremiah	.167	5	12	2	2	1	0	0	0	1	0	0	0	0	3	0	0	0	.250	.167	1
Merrell, Kevin	.500	5	16	4	8	0	1	0	0	0	0	0	3	0	3	0	0	0	.625	.579	2
Mullen, Robert	.183	19	60	5	11	5	0	1	11	2	0	4	5	0	12	0	0	3	.317	.290	0
Osborne, Nick	.235	31	115	13	27	7	0	2	14	0	1	1	12	0	35	1	0	0	.348	.310	3
Pantoja, Enrry	.222	6	18	0	4	0	0	0	0	0	0	1	1	0	4	0	0	0	.222	.300	0
Pena, Joseph	.218	44	147	27	32	4	4	0	16	1	3	5	26	1	32	9	1	0	.299	.348	3
Piscotty, Austin	.143	5	14	1	2	0	0	0	1	0	0	0	1	0	8	0	0	0	.143	.200	1
Rivas, Alfonso	.285	61	214	33	61	16	1	1	28	0	2	5	36	0	44	7	4	1	.383	.397	4
Rivas, Jose	.215	45	144	16	31	4	0	2	16	2	1	4	11	0	25	0	0	1	.285	.288	7
Rodriguez, J.C.	.125	2	8	0	1	0	0	0	0	0	0	0	1	0	0	0	1	0	.125	.222	0
Schuemann, Max	.195	45	123	19	24	1	0	0	6	0	2	9	13	0	31	11	1	4	.203	.313	7
Schwarz, JJ	.230	18	61	7	14	2	1	0	6	0	1	1	10	0	17	0	0	3	.295	.342	3
Spitz, Adrian	.000	2	1	1	0	0	0	0	0	0	0	0	0	0	1	0	0	0	.000	.000	0
Squier, Payton	.323	43	158	25	51	8	2	2	29	0	4	1	22	0	14	5	2	4	.437	.400	1
Terrell, James	.286	2	7	2	2	0	0	0	0	0	0	0	0	0	4	0	0	0	.286	.286	0
Vaughan, Noah	.194	50	160	15	31	7	3	2	21	2	1	5	7	1	71	6	3	1	.313	.249	1
<b>Team Total</b>	<b>.233</b>	<b>76</b>	<b>2515</b>	<b>350</b>	<b>585</b>	<b>111</b>	<b>17</b>	<b>32</b>	<b>288</b>	<b>16</b>	<b>29</b>	<b>54</b>	<b>287</b>	<b>4</b>	<b>662</b>	<b>79</b>	<b>27</b>	<b>36</b>	<b>.328</b>	<b>.321</b>	<b>109</b>

PITCHERS	W	L	ERA	G	GS	CG	SHO	SV	SVO	IP	H	R	ER	HR	HB	BB	IBB	SO	WP	BK	AVG
Birlingmar, Reid	1	0	2.25	5	3	0	0	0	0	16.0	10	5	4	1	1	10	1	8	1	0	.172
Cerny, Charlie	1	1	4.32	16	1	0	0	3	4	25.0	26	17	12	0	2	12	1	15	4	0	.271
Charles, Wandisson	0	0	***	1	1	0	0	0	0	0.0	0	1	1	0	0	1	0	0	0	0	0
Cohen, Chase	2	2	4.13	12	9	0	0	0	0	32.2	30	17	15	2	0	14	0	42	1	0	.234
Coker, Calvin	0	0	0.00	1	0	0	0	0	0	2.1	1	0	0	0	1	0	0	4	0	0	.125
Cota, Clark	3	1	6.11	14	0	0	0	1	2	17.2	18	16	12	1	4	17	2	14	3	0	.281
Evans, Caleb	1	1	8.64	5	1	0	0	0	0	8.1	13	8	8	1	1	9	0	9	4	0	.361
Feigl, Brady	1	1	1.35	8	5	0	0	0	0	20.0	6	3	3	0	1	7	1	27	0	0	.091
Hurtado, Jhenderson	2	2	2.86	9	7	0	0	0	0	44.0	34	14	14	2	10	13	0	45	10	0	.218
Kelly, Rafael	5	6	4.59	14	10	0	0	0	0	68.2	65	40	35	7	6	27	1	59	4	0	.247
Kohler, Chris	3	2	4.21	15	0	0	0	1	1	36.1	33	26	17	3	1	16	2	28	1	0	.241
Lebron, Jaimito	1	0	2.50	10	0	0	0	2	2	18.0	8	5	5	0	3	9	0	21	2	1	.136
Lee, Slater	2	3	1.95	14	0	0	0	6	8	27.2	21	11	6	0	2	6	2	27	1	0	.204
Marsonck, Brandon	1	0	4.41	14	1	0	0	0	0	32.2	24	22	16	2	7	28	1	27	12	0	.211
Mejia, Jeferson	2	1	4.03	15	0	0	0	0	0	29.0	15	18	13	4	2	19	0	42	7	1	.143
Mendoza, Abdiel	2	3	3.32	13	10	0	0	0	0	57.0	46	25	21	3	4	22	1	41	2	0	.220
Mora, Jose	1	5	4.67	14	9	0	0	0	0	54.0	48	42	28	4	7	39	0	64	11	1	.226
Morban, Richard	0	1	22.50	1	1	0	0	0	0	2.0	3	6	5	1	0	3	0	4	2	0	.300
Nightengale, Bryce	0	2	5.09	14	1	0	0	2	5	23.0	25	14	13	2	0	17	1	23	2	0	.281
Reagan, Josh	1	1	3.46	6	0	0	0	0	0	13.0	12	6	5	2	2	2	0	12	3	0	.231
Reuss, Adam	5	2	3.88	14	12	0	0	0	0	65.0	63	32	28	4	4	22	0	54	3	0	.258
Tovar, Oscar	4	1	2.03	16	0	0	0	1	1	26.2	23	13	6	0	0	13	0	29	4	1	.235
Varland, Gus	0	1	1.02	7	5	0	0	0	0	17.2	14	5	2	0	1	4	0	22	0	0	.215
Withers, Brandon	1	1	0.88	15	0	0	0	5	5	30.2	17	4	3	1	1	10	0	27	3	0	.165
<b>Team Total</b>	<b>39</b>	<b>37</b>	<b>3.65</b>	<b>76</b>	<b>76</b>	<b>0</b>	<b>7</b>	<b>21</b>	<b>28</b>	<b>667.1</b>	<b>555</b>	<b>350</b>	<b>271</b>	<b>40</b>	<b>60</b>	<b>320</b>	<b>13</b>	<b>644</b>	<b>80</b>	<b>4</b>	<b>.224</b>

**ARIZONA**

BATTERS	AVG	G	AB	R	H	2B	3B	HR	RBI	SH	SF	HP	BB	IBB	SO	SB	CS	DP	SLG	OBP	E
Astorri, Cesarre	.289	16	45	6	13	2	0	0	5	0	0	0	5	1	7	0	0	1	.333	.360	2
Bautista, Danny	.200	43	110	19	22	7	3	0	11	0	1	4	14	0	41	3	1	2	.318	.310	5
Bell, George	.213	41	89	11	19	1	1	0	5	0	0	2	8	0	32	2	1	4	.247	.293	1
Bride, Jonah	.000	2	5	0	0	0	0	0	0	0	0	0	0	0	1	0	0	1	1.000	.000	0
Butler, Lawrence	.226	46	106	20	24	4	2	1	15	0	0	0	18	0	43	3	1	1	.330	.339	0
Calabuig, Chase	.406	16	32	7	13	3	1	0	5	0	1	1	5	0	5	0	0	0	.563	.487	0
Campos, Alexander	.127	28	71	11	9	2	1	0	4	0	1	1	11	0	28	4	1	1	.183	.250	10
Cross, Matt	.217	13	23	2	5	0	0	0	3	0	1	0	3	0	5	0	0	0	.217	.296	1
Deichmann, Greg	.289	11	38	9	11	2	2	1	7	0	0	0	5	0	8	0	0	0	.526	.372	0
Diaz, Jordan	.277	48	159	23	44	11	2	1	25	0	2	6	19	0	22	0	2	4	.390	.371	10
Dingcong, Gio	.216	38	116	17	25	8	1	5	18	0	0	5	11	0	42	4	0	1	.431	.311	9
Gonzalez, Yhoelmys	.242	41	91	15	22	1	0	0	8	2	0	0	12	0	27	9	0	1	.253	.330	2
Gordon, Jorge	.186	24	59	7	11	1	1	0	4	0	2	0	9	0	14	0	1	1	.237	.286	4
Jones, Alonzo	.267	6	15	2	4	0	0	0	0	0	0	0	1	0	4	1	0	0	.267	.313	1
Jones, John	.333	31	69	13	23	6	0	0	14	1	3	1	24	0	11	3	0	1	.420	.495	4
Medina, Alonzo	.225	31	89	13	20	3	0	1	14	0	0	2	13	0	34	2	1	5	.292	.337	1
Mercedes, Miguel	.250	8	24	3	6	2	0	1	4	0	0	0	3	0	5	0	0	1	.458	.333	1
Merrell, Kevin	.600	4	10	3	6	0	2	0	1	0	0	0	1	0	1	2	1	0	1.000	.636	0
Murphy, Sean	.200	2	5	1	1	1	0	0	0	0	0	0	0	0	1	0	0	0	.400	.200	0
Pena, Joseph	.143	4	7	3	1	0	0	0	1	1	0	0	4	0	3	1	1	0	1.483	.455	2
Piscotty, Austin	.111	4	9	0	1	0	0	0	1	0	0	1	1	0	2	0	0	0	.111	.273	0
Quintin, Christopher	.217	43	138	17	30	5	0	2	13	0	0	0	11	0	47	5	2	3	.297	.275	11
Richards, Kevin	.248	42	121	21	30	6	2	0	13	2	1	1	8	0	32	7	0	4	.331	.298	2
Rincones, Rafael	.209	36	86	13	18	3	0	3	18	0	2	3	10	0	36	2	1	1	.349	.307	0
Sanchez, Santis	.056	7	18	1	1	0	0	0	1	0	0	0	4	0	9	0	0	0	.056	.227	0
Schwarz, JJ	.389	7	18	5	7	3	0	0	4	0	0	1	6	0	1	0	0	1	.556	.560	1
Vance, Cobie	.304	24	56	8	17	2	2	1	10	0	0	0	5	0	5	1	0	1	.464	.361	3
Vargas, Yerdel	.180	19	61	15	11	1	2	0	4	1	0	0	14	0	20	3	1	1	.262	.333	8
Ward, Nick	.273	48	154	33	42	4	7	2	27	0	2	4	30	1	37	8	4	2	.429	.400	4
<b>Team Total</b>	<b>.239</b>	<b>54</b>	<b>1824</b>	<b>298</b>	<b>436</b>	<b>78</b>	<b>29</b>	<b>18</b>	<b>235</b>	<b>7</b>	<b>16</b>	<b>32</b>	<b>255</b>	<b>2</b>	<b>523</b>	<b>60</b>	<b>18</b>	<b>37</b>	<b>.343</b>	<b>.340</b>	<b>89</b>

PITCHERS	W	L	ERA	G	GS	CG	SHO	SV	SVO	IP	H	R	ER	HR	HB	BB	IBB	SO	WP	BK	AVG
Aquino, Ismael	2	2	4.54	14	11	0	0	0	1	33.2	29	20	17	0	3	22	0	37	10	0	.230
Berrios, Osvaldo	3	4	3.71	13	10	0	0	0	0	51.0	57	27	21	1	2	13	0	43	6	1	.284
Birlingmair, Reid	2	0	1.45	8	2	0	0	0	0	18.2	15	5	3	0	2	6	0	25	2	1	.214
Bray, Jake	0	0	0.00	2	2	0	0	0	0	4.0	2	0	0	0	0	1	0	5	0	0	.143
Briggs, Austin	0	1	3.12	16	1	0	0	3	4	26.0	24	15	9	0	3	14	0	28	4	0	.245
Cohen, Chase	0	0	0.00	1	0	0	0	0	0	1.0	0	0	0	0	0	0	0	0	0	0	.000
Coker, Calvin	0	0	4.00	13	1	0	0	2	2	18.0	20	11	8	1	0	9	0	23	2	0	.270
Cota, Clark	0	0	0.00	2	0	0	0	0	0	2.0	0	0	0	0	0	2	0	5	1	0	.000
Evans, Caleb	1	0	1.56	11	1	0	0	2	3	17.1	15	4	3	0	0	7	0	22	5	0	.234
Finnegan, Kyle	0	0	18.00	2	2	0	0	0	0	2.0	4	4	4	0	0	1	0	3	2	0	.400
Gonzalez, Yhoelmys	0	0	5.40	2	0	0	0	0	0	1.2	2	1	1	0	0	1	0	1	0	0	.333
Infante, Angello	4	3	3.12	9	5	0	0	0	0	43.1	40	15	15	0	2	9	0	37	4	1	.244
Jefferies, Daulton	0	0	0.00	1	1	0	0	0	0	2.0	1	0	0	0	0	0	0	5	0	0	.143
Jones, Malik	1	0	4.44	16	0	0	0	0	2	24.1	22	14	12	0	3	17	0	26	5	0	.256
Martinez, Daniel	1	1	3.13	15	1	0	0	4	5	23.0	17	10	8	0	1	12	0	28	4	0	.210
Martinez, Jorge	3	2	6.51	15	1	0	0	0	1	27.2	30	23	20	3	2	13	0	28	4	0	.280
McIntyre, Aiden	1	2	3.38	14	5	0	0	0	0	29.1	19	11	11	0	2	13	0	43	8	0	.181
Monserratt, Jesus	2	2	5.11	15	2	0	0	2	4	24.2	27	18	14	1	1	12	0	23	6	1	.278
Morban, Richard	6	3	1.92	13	7	0	0	0	0	61.0	45	24	13	3	2	23	0	64	8	1	.195
Nightengale, Bryce	0	0	27.00	1	0	0	0	0	0	0.1	2	2	1	0	0	1	0	1	1	0	.500
Pantuso, Alexander	0	0	3.33	15	0	0	0	0	0	24.1	15	10	9	0	3	13	0	35	6	0	.176
Pineda, Leudeny	1	3	7.32	13	1	0	0	0	2	19.2	20	18	16	1	3	14	0	14	5	1	.267
Quintin, Christopher	0	1	22.50	4	0	0	0	1	1	2.0	5	6	5	1	0	2	0	1	0	1	.455
Varland, Gus	0	0	0.00	1	1	0	0	0	0	1.0	1	0	0	0	0	1	0	0	0	0	.333
Walter, Corey	0	0	4.50	3	0	0	0	0	0	4.0	4	2	2	0	2	4	0	4	1	0	.250
Woolfolk, Dallas	2	1	7.31	11	0	0	0	2	2	16.0	14	16	13	3	0	16	0	20	5	0	.222
<b>Team Total</b>	<b>29</b>	<b>25</b>	<b>3.86</b>	<b>54</b>	<b>54</b>	<b>0</b>	<b>3</b>	<b>16</b>	<b>27</b>	<b>478.0</b>	<b>430</b>	<b>256</b>	<b>205</b>	<b>14</b>	<b>31</b>	<b>226</b>	<b>0</b>	<b>521</b>	<b>89</b>	<b>7</b>	<b>.238</b>

# DOMINICAN

BATTERS	AVG	G	AB	R	H	2B	3B	HR	RBI	SH	SF	HP	BB	IBB	SO	SB	CS	DP	SLG	OBP	E
Alvarez, Wilson	.259	47	147	15	38	4	1	0	8	3	1	2	14	0	15	11	2	1	2.99	.329	5
Avila, Albert	.180	47	139	10	25	5	1	0	15	2	4	1	16	0	42	6	5	3	2.30	.263	2
Basilio, Givaine	.216	47	139	24	30	5	1	0	11	1	0	2	16	0	43	26	6	1	2.66	.306	9
Bautista, Danny	.261	12	46	8	12	1	0	1	7	1	1	0	9	0	10	6	4	0	3.48	.375	1
Betancourt, Marcos	.204	17	54	6	11	2	0	0	6	0	1	3	1	0	18	1	0	0	2.41	.254	1
Bonilla, Jose	.206	59	189	21	39	7	0	3	22	0	1	6	25	0	78	4	4	2	2.91	.317	1
Cantillo, Marshall	.167	34	66	9	11	0	1	0	2	1	0	4	12	0	24	5	5	0	1.97	.329	3
Davila, Geykler	.188	28	69	5	13	2	0	0	12	1	1	0	6	0	10	1	2	4	2.17	.250	2
Garcia, Kelvin	.088	32	68	5	6	1	0	0	3	0	0	1	11	1	38	0	0	3	1.03	.225	1
Lopez, Hansen	.146	33	89	12	13	3	1	0	2	1	1	4	8	0	33	1	1	0	2.02	.245	4
Mackey, Davonn	.111	58	135	18	15	2	1	1	10	3	0	3	25	0	68	9	4	0	1.63	.264	5
Mujica, Jose	.164	24	61	3	10	1	0	0	5	1	0	2	5	0	10	0	0	2	1.80	.250	7
Pastrano, Jose	.143	30	77	10	11	0	1	0	5	1	0	0	22	0	22	12	7	1	1.69	.333	4
Paulino, Jhoan	.242	55	186	15	45	9	0	0	21	3	1	2	16	0	42	11	2	1	2.90	.307	22
Salom, Dereck	.250	46	140	27	35	2	0	0	12	2	3	2	20	0	20	9	6	1	2.64	.345	14
Sanchez, Saul	.109	24	55	5	6	0	0	0	5	0	0	0	2	0	18	3	0	2	1.09	.140	2
Santana, Juan	.171	33	82	9	14	0	1	0	4	0	0	4	20	0	23	5	2	1	1.95	.358	3
Serrano, Iraj	.236	67	216	29	51	5	1	0	24	4	1	8	53	1	30	11	4	4	2.69	.403	7
Wright, Joshwan	.221	53	163	17	36	7	1	0	16	1	0	4	20	1	20	4	4	6	2.76	.321	9
<b>Team Total</b>	<b>.198</b>	<b>69</b>	<b>2121</b>	<b>248</b>	<b>421</b>	<b>56</b>	<b>10</b>	<b>5</b>	<b>190</b>	<b>25</b>	<b>15</b>	<b>48</b>	<b>301</b>	<b>3</b>	<b>564</b>	<b>125</b>	<b>58</b>	<b>32</b>	<b>.241</b>	<b>.310</b>	<b>123</b>

PITCHERS	W	L	ERA	G	GS	CG	SHO	SV	SVO	IP	H	R	ER	HR	HB	BB	IBB	SO	WP	BK	AVG
Alvarez, Wilson	0	0	0.00	1	0	0	0	0	0	1.0	0	0	0	0	0	1	0	1	0	0	0.00
Benjamin-Garnett, Mario	0	0	12.27	3	0	0	0	0	0	3.2	5	5	1	0	3	0	0	5	1	0	0.294
Cedano, Alexis	2	1	3.48	15	1	0	0	0	0	20.2	21	11	8	0	0	15	0	24	10	0	0.256
De Leon, Yonatan	1	2	13.00	6	2	0	0	0	0	9.0	11	13	13	0	1	12	0	11	6	2	0.324
Delgado, Gabriel	2	1	4.78	18	0	0	0	1	1	26.1	30	20	14	1	2	11	0	22	3	0	0.286
Diaz, Cesar	2	0	5.91	17	0	0	0	2	2	21.1	20	20	14	1	6	24	1	25	8	0	0.235
Guasch, Richard	1	0	1.16	7	5	0	0	0	0	23.1	17	5	3	1	4	4	0	27	5	1	0.205
Hernandez, Marcelo	1	3	4.94	20	0	0	0	0	0	31.0	33	22	17	1	4	11	1	29	3	0	0.262
Juan, Jorge	0	5	2.51	15	6	0	0	0	0	43.0	32	18	12	0	11	24	0	48	13	0	0.204
Leandro, Carlos	1	7	9.43	13	6	0	0	0	0	27.2	28	40	29	1	3	37	0	22	8	1	0.259
Manzanillo, Manuel	1	0	3.12	19	0	0	0	4	5	26.0	19	15	9	1	3	19	0	34	7	0	0.198
Minaya, Yeudy	0	3	4.38	8	2	0	0	0	0	24.2	31	18	12	0	2	12	0	19	6	3	0.298
Montilla, Steven	0	2	3.77	11	7	0	0	0	0	31.0	21	16	13	2	5	21	0	23	9	0	0.196
Munoz, Keiro	1	2	6.41	6	3	0	0	0	0	19.2	31	18	14	2	0	2	0	12	9	1	0.352
Noa, Yorlenis	0	1	1.04	14	7	0	0	1	2	52.0	29	10	6	0	2	13	0	48	0	0	0.166
Ortega, Teodoro	3	1	2.11	14	6	0	0	0	0	42.2	27	14	10	0	9	11	0	48	6	0	0.174
Ramos, Wilkin	3	3	3.15	14	8	0	0	0	0	40.0	39	18	14	0	4	17	0	38	11	4	0.260
Rojas, Edwin	3	3	1.20	13	4	0	0	0	0	45.0	29	18	6	0	6	17	0	33	8	0	0.181
Sanchez, Carlos	2	0	2.35	9	0	0	0	4	4	15.1	12	5	4	0	1	4	0	19	3	0	0.211
Sanchez, Livan	6	2	1.61	14	8	0	0	0	0	61.2	37	16	11	2	3	12	0	57	7	1	0.171
Vazquez, Robin	1	3	2.33	8	4	0	0	1	1	27.0	21	12	7	0	4	14	0	16	4	0	0.214
<b>Team Total</b>	<b>30</b>	<b>39</b>	<b>3.36</b>	<b>69</b>	<b>69</b>	<b>0</b>	<b>8</b>	<b>13</b>	<b>15</b>	<b>592.0</b>	<b>493</b>	<b>314</b>	<b>221</b>	<b>13</b>	<b>70</b>	<b>284</b>	<b>2</b>	<b>561</b>	<b>127</b>	<b>13</b>	<b>.223</b>

## 2018 MINOR LEAGUE AWARDS

### Batter of the Month

Name	Team	League	Month
Skye Bolt	Midland	Texas	August

### Batter of the Week

Name	Team	League	Week
Peyton Squier	Beloit	Midwest	June 18-24
Sander Pimentel	Stockton	California	July 16-22
Skye Bolt	Midland	Texas	July 30 – Aug. 5
Richie Martin	Midland	Texas	August 20-27

### Pitcher of the Week

Name	Team	League	Week
James Naile	Nashville	Pacific Coast	April 5-15
Parker Dunshee	Stockton	California	April 8-15
Bryce Conley	Beloit	Midwest	April 8-15
Brian Howard	Stockton	California	May 29 – June 3
Wyatt Marks	Beloit	Midwest	June 11-17
Xavier Altamirano	Stockton	California	June 18-25
Matt Milburn	Stockton	California	June 25- July 1
Norge Ruiz	Midland	Texas	August 13-19
Ben Bracewell	Midland	Texas	August 20-27
Parker Dunshee	Midland	Texas	August 20-27
Matt Milburn	Stockton	California	August 20-27

# ORGANIZATIONAL LEADERS

## ORGANIZATIONAL BATTING LEADERS

BATTING AVERAGE	CLUB(S)	Avg.	G	AB	R	H	HR	RBI
White, Eli	MID	.306	130	504	81	154	9	55
Martin, Richie	MID	.300	118	453	68	136	6	42
Barrera, Luis	STK, MID	.297	124	444	75	132	3	64
Beck, Austin	BEL	.296	123	493	58	146	2	60
Hargrove, Hunter	BEL	.290	126	469	59	136	9	68
Ramirez, Tyler	MID	.287	134	512	73	147	10	79
Persico, Luke	STK	.287	112	429	58	123	5	60
McDonald, Mickey	BEL	.284	110	391	59	111	2	25
Brown, Seth	MID	.283	131	502	66	142	14	90
Bride, Jonah	AZL, VER	.280	56	200	29	56	3	34

(Minimum 200 AB)

HITS	CLUB(S)	H	HOME RUNS	CLUB(S)	HR	RBI	CLUB(S)	RBI
White, Eli	MID	154	Garcia, Anthony	NAS	25	Garcia, Anthony	NAS	91
Ramirez, Tyler	MID	147	Bolt, Skye	STK, MID	19	Brown, Seth	MID	90
Beck, Austin	BEL	146	Barreto, Franklin	NAS	18	Ramirez, Tyler	MID	79
Brown, Seth	MID	142	Diaz, Edwin	STK, MID	15	Mondou, Nate	STK, MID	75
Mondou, Nate	STK, MID	142	Pimentel, Sandber	STK	15	Bolt, Skye	STK, MID	69
Hargrove, Hunter	BEL	136	Brown, Seth	MID	14	Hargrove, Hunter	BEL	68
Martin, Richie	MID	136	Laureano, Ramon	NAS	14	Barrera, Luis	STK, MID	64
Barrera, Luis	STK, MID	132	Marincov, Tyler	MID	14	Sportman, J.P.	MID, NAS	62
Neuse, Sheldon	NAS	131	Sportman, J.P.	MID, NAS	14	three players tied		60
Persico, Luke	STK	123	two players tied		12			

RUNS SCORED	CLUB(S)	R	DOUBLES	CLUB(S)	2B	TRIPLES	CLUB(S)	3B
White, Eli	MID	81	Brown, Seth	MID	38	Mateo, Jorge	NAS	16
Mondou, Nate	STK, MID	79	Ramirez, Tyler	MID	35	Barrera, Luis	STK, MID	11
Garcia, Anthony	NAS	78	Persico, Luke	STK	32	Blanco, Dairon	STK	10
Barrera, Luis	STK, MID	75	Garcia, Anthony	NAS	31	White, Eli	MID	8
Ramirez, Tyler	MID	73	White, Eli	MID	30	Martin, Richie	MID	8
Bolt, Skye	STK, MID	69	Martin, Richie	MID	29	Bolt, Skye	STK, MID	7
Martin, Richie	MID	68	Sportman, J.P.	MID, NAS	29	Ward, Nick	AZL, NAS	7
Lombardozi, Steve	NAS	67	Beck, Austin	BEL	29	Allen, Nick	BEL	6
Brown, Seth	MID	66	Hargrove, Hunter	BEL	28	Fowler, Dustin	NAS	6
Sportman, J.P.	MID, NAS	60	two players tied		27	Merrell, Kevin	AZL, VER, STK	6

WALKS	CLUB(S)	BB	STOLEN BASES	CLUB(S)	SB	EXTRA-BASE HITS	CLUB(S)	XBH
Garcia, Anthony	NAS	65	Basilia, Givaine	DSL	26	Garcia, Anthony	NAS	57
White, Eli	MID	62	Martin, Richie	MID	25	Brown, Seth	MID	55
Ramirez, Tyler	MID	62	Mateo, Jorge	NAS	25	Bolt, Skye	STK, MID	52
Bolt, Skye	STK, MID	58	Allen, Nick	BEL	24	Ramirez, Tyler	MID	49
Serrano, Iraj	DSL	53	Barrera, Luis	STK, MID	23	White, Eli	MID	47
Mondou, Nate	STK, MID	52	McDonald, Mickey	BEL	22	Sportman, J.P.	MID, NAS	45
Lombardozi, Steve	NAS	51	Blanco, Dairon	STK	22	Martin, Richie	MID	43
Martini, Nick	NAS	51	Bolt, Skye	STK, MID	19	Persico, Luke	STK	42
Taylor, Beau	NAS	50	White, Eli	MID	18	Barrera, Luis	STK, MID	40
Vertigan, Brett	MID, NAS	48	Sportman, J.P.	MID, NAS	18	Mondou, Nate	STK, MID	40

TOTAL BASES	CLUB(S)	TB	SLUGGING PCT.	CLUB(S)	SLG	ON-BASE PCT.	CLUB(S)	OBP
Garcia, Anthony	NAS	230	Laureano, Ramon	NAS	.524	Martini, Nick	NAS	.406
Brown, Seth	MID	228	Fowler, Dustin	NAS	.520	Serrano, Iraj	DSL	.403
White, Eli	MID	227	Barreto, Franklin	NAS	.514	Rivas, Alfonso	VER	.397
Ramirez, Tyler	MID	220	Murphy, Sean	AZL, MID, NAS	.489	White, Eli	MID	.388
Bolt, Skye	STK, MID	215	Garcia, Anthony	NAS	.479	Laureano, Ramon	NAS	.380
Mondou, Nate	STK, MID	203	Bolt, Skye	STK, MID	.474	Armenteros, Lazaro	BEL	.374
Martin, Richie	MID	199	Brown, Seth	MID	.454	Ramirez, Tyler	MID	.370
Sportman, J.P.	MID, NAS	194	Pimentel, Sandber	STK	.453	Martin, Richie	MID	.368
Hargrove, Hunter	BEL	191	White, Eli	MID	.450	Bride, Jonah	AZL, VER	.368
two players tied		189	Sportman, J.P.	MID, NAS	.446	Fowler, Dustin	NAS	.364

## ORGANIZATIONAL PITCHING LEADERS

EARNED RUN AVERAGE	CLUB(S)	W-L	ERA	IP	H	BB	SO
Dunshee, Parker	STK, MID	13-6	2.33	150.2	120	31	163
Jordan, Mitchell	BEL	8-4	2.67	124.2	110	34	105
Luzardo, Jesus	STK, MID, NAS	10-5	2.88	109.1	89	30	129
Howard, Brian	STK, MID	11-7	2.91	139.1	118	37	140
Marks, Wyatt	BEL, STK	7-6	3.30	133.2	113	51	159
Bracewell, Ben	MID, NAS	7-10	3.31	149.1	142	29	127
Milburn, Matt	STK, NAS	10-5	3.43	152.1	170	17	118
Berrios, Osvaldo	AZL	3-4	3.71	51.0	57	13	43
Reuss, Adam	BEL, VER	5-2	3.98	72.1	71	24	61
Jokisch, Eric	NAS	5-11	4.06	148.2	165	46	121

(Minimum 51 IP)

WINS	CLUB(S)	W	SAVES	CLUB(S)	SV	COMPLETE GAMES	CLUB(S)	CG
Dunshee, Parker	STK, MID	13	Duno, Angel	STK	15	Milburn, Matt	STK, NAS	2
Howard, Brian	STK, MID	11	Martinez, Seth	BEL	15	Bracewell, Ben	MID, NAS	2
Luzardo, Jesus	STK, MID, NAS	10	Romero, Miguel	STK, MID	14	Naile, James	MID, NAS	1
Milburn, Matt	STK, NAS	10	Finnegan, Kyle	AZL, MID, NAS	14	Ruiz, Norge	MID, NAS	1
Altamirano, Xavier	BEL, STK	9	Wahl, Bobby	NAS	11	Jordan, Mitchell	BEL	1
Seddon, Joel	MID	9	Blackwood, Nolan	MID	9	Montas, Frankie	NAS	1
Erwin, Zack	STK	8	Zambrano, Jesus	BEL	6			
Friedrichs, Kyle	STK, MID, NAS	8	Highberger, Nick	BEL	6			
Jordan, Mitchell	BEL	8	Hendriks, Liam	NAS	6			
Kiekhefer, Dean	MID, NAS	8	Lee, Slater	VER, BEL	6			
Naile, James	MID, NAS	8	Wendelken, J.B.	MID, NAS	6			
Poche, Jared	BEL	8						
Zambrano, Jesus	BEL	8						

INNINGS PITCHED	CLUB(S)	IP	STRIKEOUTS	CLUB(S)	SO
Milburn, Matt	STK, NAS	152.1	Dunshee, Parker	STK, MID	163
Dunshee, Parker	STK, MID	150.2	Marks, Wyatt	BEL, STK	159
Naile, James	MID, NAS	150.2	Howard, Brian	STK, MID	140
Bracewell, Ben	MID, NAS	149.1	Luzardo, Jesus	STK, MID, NAS	129
Jokisch, Eric	NAS	148.2	Bracewell, Ben	MID, NAS	127
Altamirano, Xavier	BEL, STK	140.2	Altamirano, Xavier	BEL, STK	125
Howard, Brian	STK, MID	139.1	Jokisch, Eric	NAS	121
Erwin, Zack	STK	135.2	Milburn, Matt	STK, NAS	118
Friedrichs, Kyle	STK, MID, NAS	134.1	Friedrichs, Kyle	STK, MID, NAS	109
Ruiz, Norge	MID, NAS	134.1	Erwin, Zack	STK	108

## ORGANIZATIONAL STANDINGS

Club	First Half			Second Half			Overall			
	W-L	Pos.	GB	W-L	Pos.	GB	W-L	Pos.	GB	Pct.
Nashville (AAA)							72-68	2nd	11.0	.514
Midland (AA)	33-36	3rd	10.0	35-35	3rd	4.5	68-71	3rd	14.5	.489
Stockton (A)	44-26	1st	—	33-37	t-1st	—	77-63	1st	—	.550
Beloit (A)	32-37	5th	7.5	37-32	3rd	7.5	69-69	5th	11.0	.500
Vermont (Short-A)							39-37	2nd	3.5	.513
Arizona (Rookie)	15-12	4th	2.5	14-13	4th	5.5	29-25	4th	8.0	.537
Dominican (Rookie)							30-39	5th	20.0	.435

### OAKLAND A'S MILESTONE HITS

- 1 John Donaldson, April 10, 1968 at Baltimore
- 10000 Phil Garner, June 27, 1975 at California
- 20000 Dwayne Murphy, June 1, 1983 at Milwaukee
- 30000 Mike Gallego, May 30, 1990 vs. Toronto
- 40000 Matt Stairs, August 15, 1997 at Chicago
- 50000 Damian Miller, July 26, 2004 vs. Seattle
- 60000 Hideki Matsui, August 1, 2011 at Seattle
- 70000 Mark Canha, Sept. 28, 2018 at Los Angeles (AL)

# 2018 DRAFT PICKS

Rd	Name	Pos	Year	School	Hometown	B/T	Ht	Wt
1	Kyler Murray	CF	RSo.	University of Oklahoma	Bedford, TX	R/R	5-11	195
2	Jameson Hannah	CF	Jr.	Dallas Baptist University	Flower Mound, TX	L/L	5-9	185
CBB	Jeremy Eierman	SS	Jr.	Missouri State University	Warsaw, MO	R/R	6-1	205
3	Hogan Harris	LHP	Jr.	University of Louisiana-Laf.	Lafayette, LA	R/L	6-3	230
4	Alfonso Rivas	1B	Jr.	University of Arizona	San Diego, CA	L/L	6-0	180
5	Brady Feigl	RHP	RJr.	Ole Miss	Chesterfield, MO	R/R	6-5	215
6	Lawrence Butler	OF	HS	Westlake HS ↗↗	Atlanta, GA	L/R	6-4	185
7	Charlie Cerny	RHP	Jr.	Illinois-Chicago	Bloomington, IL	R/R	6-5	230
8	JJ Schwarz	C	Sr.	University of Florida	Palm Beach Gardens, FL	R/R	6-2	215
9	Chase Cohen	RHP	Jr.	Georgia Southern	Alpharetta, GA	L/R	6-1	183
10	Clark Cota	RHP	Jr.	UNC Wilmington	Hempstead, NC	R/R	6-2	220
11	Joe DeMers	RHP	Sr.	University of Washington	Martinez, CA	R/R	6-1	240
12	Noah Vaughan	OF	Jr.	University of Texas-Arlington	Conroe, TX	L/L	6-3	225
13	Dallas Woolfolk	RHP	Jr.	Ole Miss	Southaven, MS	R/R	6-3	240
14	Gus Varland	RHP	Jr.	Concordia University	Maplewood, MN	L/R	6-1	205
15	Calvin Coker	RHP	Sr.	Auburn University	Kyler, TX	R/R	6-3	174
16	Bryce Nightengale	RHP	RJr.	George Mason University	Cresaptown, MD	R/R	6-5	215
17	Devin Foyle	OF	Jr.	Kansas	Fountain Hills, AZ	S/L	6-3	190
18	Cobie Vance	SS	Jr.	University of Alabama	Fayetteville, NC	R/R	5-8	185
19	Matt Cross	C	JC	Niagara County CC	North Tonawanda, NY	R/R	6-1	205
20	Max Schuemann	2B	Jr.	Eastern Michigan U	Portage, MI	R/R	6-1	185
21	Daniel Martinez	RHP	JC	Riverside CC	Riverside, CA	L/R	5-11	190
22	Aiden McIntyre	RHP	Sr.	Holy Names University	Apache Junction, AZ	R/R	6-5	220
23	Jonah Bride	3B	Sr.	South Carolina	Owasso, OK	R/R	5-10	208
24	Dakota Mills	RHP	RSr.	Sam Houston State	Meadows Place, TX	R/R	6-2	230
25	Alonzo Jones	OF	Jr.	Vanderbilt	Columbus, GA	S/R	5-9	197
26	Leudeny Pineda	RHP	JC	ASA College Miami	Azua, Dominican Republic	R/R	6-1	205
27	Chase Calabuig	OF	Sr.	San Diego State University	Mission Viejo, CA	L/L	5-11	185
28	Reid Birlingmair	RHP	Jr.	Illinois-Chicago	Normal, IL	L/R	5-10	200
29	Austin Briggs	LHP	Sr.	McNeese State University	Conroe, TX	R/L	6-1	205
30	Gio Dingcong	1B	Sr.	St. Thomas Aquinas College	Daly City, CA	R/R	6-3	245
31	Alex Pantuso	RHP	Sr.	Slippery Rock University	Pittsburgh, PA	R/R	6-5	230
32	John Jones	C	Sr.	North Greenville University	Oviedo, FL	R/R	5-10	190
33	Joseph Pena	2B	Sr.	St. Thomas Aquinas College	Brooklyn, NY	S/R	5-9	175
34	Nick Ward	2B	Sr.	West Chester University	Kennett Square, PA	L/R	5-10	180
35	Brandon White	RHP	HS	Simsbury High School	Simsbury, CT	S/R	6-1	170
36	Chad Bryant	RHP	JC	Pensacola State College	Thomasville, AL	R/R	6-0	195
37	Andrew Miller	1B	HS	Casa Grande HS	Peteluma, CA	L/R	6-2	200
38	Austin Piscotty	OF	SR	Saint Mary's College	Pleasanton, CA	R/R	6-2	190
39	Hudson Haskin	OF	HS	Avon Old Farms	Bronxville, NY	R/R	6-1	195
40	Lyndon Weaver	OF	HS	Redan High School	Atlanta, GA	R/R	5-11	175

**Bold indicated players signed**

## ORGANIZATIONAL PLAYER AND PITCHER OF THE YEAR

1995	Steve Cox, Derek Manning	2007	Daric Barton, Trevor Cahill
1996	D.T. Cromer, Willie Adams	2008	Chris Carter, Trevor Cahill
1997	Ben Grieve, Brad Rigby	2009	Chris Carter, Pedro Figueroa
1998	Eric Chavez, Jay Witasick	2010	Grant Green, Ian Krol
1999	Adam Piatt, Tim Hudson	2011	Michael Choice/Jermaine Mitchell, Graham Godfrey
2000	Jose Ortiz, Barry Zito	2012	Miles Head, A.J. Griffin/Dan Straily
2001	Esteban German, Mario Ramos	2013	Anthony Aliotti, Sonny Gray
2002	Graham Koonce, Rich Harden	2014	Dan Robertson/Matt Olson, Seth Streich
2003	Graham Koonce, Rich Harden	2015	Chad Pinder, Ryan Dull
2004	Dan Johnson, Jairo Garcia	2016	Ryon Healy, Daniel Mengden
2005	Andre Ethier, Dallas Braden	2017	Matt Olson, A.J. Puk
2006	Jeff Baisley, Jason Windsor	2018	Ramon Laureano, Jesus Luzardo

# ORGANIZATIONAL PLAYERS

## NICHOLAS RYAN ALLEN

IF

**Born:** San Diego, California, October 8, 1998; **Home:** San Diego, California

**Bats:** Right; **Throws:** Right; **Height:** 5-8; **Weight:** 166

**Obtained:** Selected in the third round of the 2017 First-Year Player Draft

Graduated from Francis Parker High School (CA)...finished 2018 fourth in the organization with 24 steals... signed by Anthony Aliosi.

Year	Club	AVG.	G	AB	R	H	2B	3B	HR	RBI	SH	SF	HP	BB	SO	SB	CS	SLG	OBP	E
2017	AZL A's (R)	.254	35	138	26	35	3	2	1	14	2	0	1	13	28	7	3	.326	.322	12
2018	Beloit (A)	.239	121	460	51	110	17	6	0	34	3	6	9	34	85	24	8	.302	.301	17
<b>Minor League Totals</b>		<b>.242</b>	<b>156</b>	<b>460</b>	<b>77</b>	<b>145</b>	<b>20</b>	<b>8</b>	<b>1</b>	<b>48</b>	<b>5</b>	<b>6</b>	<b>10</b>	<b>47</b>	<b>113</b>	<b>31</b>	<b>11</b>	<b>.308</b>	<b>.306</b>	<b>29</b>

## XAVIER N. ALTAMIRANO

RHP

**Born:** Douglas, Arizona, July 20, 1994; **Home:** Douglas, Arizona

**Bats:** Right; **Throws:** Right; **Height:** 6-1; **Weight:** 208

**Obtained:** Selected in the 27<sup>th</sup> round of the 2015 First-Year Player Draft

Graduated from Douglas HS (AZ)...signed by Yancy Ayres...played collegiately at Cochise College (AZ) and Oral Roberts University...as a junior at Oral Roberts in 2015, earned Summit League Pitcher of the Year honors... finished 2018 tied for fifth in the organization in wins (9) and was sixth in strikeouts (125) and innings (140.2).

Year	Club	W	L	ERA	G	GS	CG	SHO	SV	IP	H	R	ER	HR	HB	BB	IBB	SO	WP	BK
2015	AZL A's (R)	2	1	3.22	13	2	0	0	1	36.1	33	21	13	4	0	8	0	23	0	0
2016	Vermont (A)	3	3	2.48	14	9	0	0	0	65.1	60	22	18	3	3	10	0	57	3	1
	Beloit (A)	2	4	4.85	8	5	0	0	1	26.0	31	17	14	2	1	11	0	18	2	0
2017	Beloit (A)	8	6	3.59	31	14	0	0	2	117.2	106	53	47	8	6	31	1	95	5	0
2018	Beloit (A)	4	2	3.09	12	12	0	0	0	70.0	58	25	24	5	2	16	0	63	0	0
	Stockton (A)	5	6	6.62	13	13	0	0	0	70.2	96	54	52	11	11	17	0	62	3	0
<b>Minor League Totals</b>		<b>24</b>	<b>22</b>	<b>3.92</b>	<b>91</b>	<b>55</b>	<b>0</b>	<b>0</b>	<b>4</b>	<b>386.0</b>	<b>384</b>	<b>192</b>	<b>168</b>	<b>33</b>	<b>23</b>	<b>93</b>	<b>1</b>	<b>318</b>	<b>13</b>	<b>1</b>

## ISMAEL FELIPE AQUINO (GIRON)

RHP

**Born:** Santo Domingo, Dominican Republic, September 2, 1998; **Home:** Santo Domingo, Dominican Republic

**Bats:** Right; **Throws:** Right; **Height:** 6-2; **Weight:** 170

**Obtained:** Signed as a free agent to a minor league contract, December 19, 2016

Signed by Amaury Reyes...jumped from the AZL to Triple-A, making one appearance with Nashville on Sept. 1.

Year	Club	W	L	ERA	G	GS	CG	SHO	SV	IP	H	R	ER	HR	HB	BB	IBB	SO	WP	BK
2017	DSL A's (R)	2	1	3.13	13	10	0	0	0	46.0	33	21	16	0	5	35	0	44	4	1
2018	AZL A's (R)	2	2	4.54	14	11	0	0	0	33.7	29	20	17	0	3	22	0	37	10	0
	Nashville (AAA)	0	0	18.00	1	0	0	0	0	1.0	1	2	2	0	0	4	0	2	1	0
<b>Minor League Totals</b>		<b>4</b>	<b>3</b>	<b>3.90</b>	<b>28</b>	<b>21</b>	<b>0</b>	<b>0</b>	<b>0</b>	<b>80.2</b>	<b>63</b>	<b>43</b>	<b>35</b>	<b>0</b>	<b>8</b>	<b>61</b>	<b>0</b>	<b>83</b>	<b>15</b>	<b>1</b>

## LAZARO ROBERSY ARMENTEROS (ARANGO)

OF

**Born:** La Habana, Cuba, May 22, 1999; **Home:** Santo Domingo, Dominican Republic

**Bats:** Right; **Throws:** Right; **Height:** 6-1; **Weight:** 195

**Obtained:** Signed as a free agent to a minor league contract, July 2, 2016.

Signed by Raul Gomez...named the A's ninth best prospect by *Baseball America* following the 2017 season and sixth best following the 2018 season...ranked sixth in the organization with a .374 on-base percentage in 2018.

Year	Club	AVG.	G	AB	R	H	2B	3B	HR	RBI	SH	SF	HP	BB	SO	SB	CS	SLG	OBP	E
2017	DSL A's (R)	.167	6	18	6	3	0	0	0	1	0	1	4	3	9	2	2	.167	.385	1
	AZL A's (R)	.288	41	156	24	45	9	4	4	22	0	2	7	16	48	10	1	.474	.376	5
2018	Beloit (A)	.277	79	292	43	81	8	2	8	39	0	2	10	36	115	8	6	.401	.374	3
<b>Minor League Totals</b>		<b>.281</b>	<b>130</b>	<b>477</b>	<b>76</b>	<b>134</b>	<b>18</b>	<b>9</b>	<b>12</b>	<b>64</b>	<b>0</b>	<b>5</b>	<b>22</b>	<b>57</b>	<b>175</b>	<b>20</b>	<b>9</b>	<b>.432</b>	<b>.380</b>	<b>9</b>

## AARON ANTHONY ARRUDA

IF

**Born:** Modesto, California, June 21, 1995; **Home:** Clovis, California

**Bats:** Right; **Throws:** Right; **Height:** 6-2; **Weight:** 230

**Obtained:** Selected in the 12<sup>th</sup> round of the 2017 First-Year Player Draft

**Organizational Players, continued**

Graduated from Buchanan HS (CA)...signed by Jermaine Clark...played collegiately at Fresno State University where he earned two All-Mountain West selections.

Year	Club	AVG.	G	AB	R	H	2B	3B	HR	RBI	SH	SF	HP	BB	SO	SB	CS	SLG	OBP	E
2017	Vermont (A)	.191	45	157	17	30	8	0	4	15	1	1	2	11	66	0	1	.318	.251	4
2018	Vermont (A)	.199	45	156	18	31	4	0	4	17	0	2	2	21	68	2	2	.301	.298	4
<b>Minor League Totals</b>		<b>.195</b>	<b>90</b>	<b>353</b>	<b>35</b>	<b>61</b>	<b>12</b>	<b>0</b>	<b>8</b>	<b>32</b>	<b>1</b>	<b>3</b>	<b>4</b>	<b>32</b>	<b>134</b>	<b>2</b>	<b>3</b>	<b>.310</b>	<b>.276</b>	<b>8</b>

**CESARE ASTORRI** **C**

**Born:** Parma, Italy, June 26, 1998; **Home:** Parma, Italy  
**Bats:** Right; **Throws:** Right; **Height:** 5-11; **Weight:** 185  
**Obtained:** Signed as a free agent to a minor league contract, January 10, 2018

Signed by Trevor Ryan.

Year	Club	AVG.	G	AB	R	H	2B	3B	HR	RBI	SH	SF	HP	BB	SO	SB	CS	SLG	OBP	E
2018	AZL A's (R)	.289	16	45	6	13	2	0	0	5	0	0	0	5	7	0	0	.333	.360	2
<b>Minor League Totals</b>		<b>.289</b>	<b>16</b>	<b>45</b>	<b>6</b>	<b>13</b>	<b>2</b>	<b>0</b>	<b>0</b>	<b>5</b>	<b>0</b>	<b>0</b>	<b>0</b>	<b>5</b>	<b>7</b>	<b>0</b>	<b>0</b>	<b>.333</b>	<b>.360</b>	<b>2</b>

**DANIEL BAUTISTA (DE LOS SANTOS)** **OF**

**Born:** Phoenix, Arizona, September 20, 2000; **Home:** Santo Domingo, Dominican Republic  
**Bats:** Right; **Throws:** Right; **Height:** 6-1; **Weight:** 193  
**Obtained:** Signed as a free agent to a minor league contract, October 4, 2017

Signed by Yendri Bachelor.

Year	Club	AVG.	G	AB	R	H	2B	3B	HR	RBI	SH	SF	HP	BB	SO	SB	CS	SLG	OBP	E
2018	DSL A's (R)	.261	12	46	8	12	1	0	1	7	1	1	0	9	10	6	4	.348	.375	1
	AZL A's (R)	.200	43	110	19	22	7	3	0	11	0	1	4	14	41	3	1	.318	.310	5
<b>Minor League Totals</b>		<b>.218</b>	<b>55</b>	<b>156</b>	<b>27</b>	<b>34</b>	<b>8</b>	<b>3</b>	<b>1</b>	<b>18</b>	<b>1</b>	<b>2</b>	<b>4</b>	<b>23</b>	<b>51</b>	<b>9</b>	<b>5</b>	<b>.327</b>	<b>.330</b>	<b>6</b>

**PETER WILLIAM BAYER** **RHP**

**Born:** Santa Monica, California, March 6, 1994; **Home:** Parker, Colorado  
**Bats:** Right; **Throws:** Right; **Height:** 6-4; **Weight:** 195  
**Obtained:** Acquired via trade from Tampa Bay on May 25, 2018 for Wilmer Font.

Selected in the ninth round of the 2016 First-Year Player Draft by Tampa Bay...attended Cal Poly Pomona and the University of Richmond.

Year	Club	W	L	ERA	G	GS	CG	SHO	SV	IP	H	R	ER	HR	HB	BB	IBB	SO	WP	BK
2016	Princeton (R)	2	1	0.83	10	7	0	0	0	32.2	18	4	3	1	1	3	0	45	0	0
2017	Bowling Green (A)	2	3	4.84	25	4	0	0	1	67.0	57	37	36	5	4	48	0	95	6	0
2018	Charlotte (A)	0	0	18.00	5	0	0	0	0	4.0	7	8	8	2	2	6	0	6	2	0
	Stockton (A)	0	0	40.50	3	1	0	0	0	1.1	3	6	6	1	1	6	0	2	2	0
<b>Minor League Totals</b>		<b>4</b>	<b>4</b>	<b>4.54</b>	<b>43</b>	<b>12</b>	<b>0</b>	<b>0</b>	<b>1</b>	<b>105.0</b>	<b>85</b>	<b>55</b>	<b>53</b>	<b>9</b>	<b>8</b>	<b>63</b>	<b>0</b>	<b>148</b>	<b>10</b>	<b>0</b>

**AUSTIN STEVEN BECK** **OF**

**Born:** Winston Salem, North Carolina, November 21, 1998; **Home:** Phoenix, Arizona  
**Bats:** Right; **Throws:** Right; **Height:** 6-0; **Weight:** 195  
**Obtained:** Selected in the first round of the 2017 First Year Player Draft

Graduated from North Davidson HS (NC)...was signed by Neil Avent...hit .457 with 23 home runs in 103 career high school games...hit .590 with 12 home runs during his senior year...was named the A's number six prospect by *Baseball America* following the 2017 season and number five following 2018...in 2018, finished third in the organization in hits (146) and fourth in batting (.296).

Year	Club	AVG.	G	AB	R	H	2B	3B	HR	RBI	SH	SF	HP	BB	SO	SB	CS	SLG	OBP	E
2017	AZL A's (R)	.211	41	152	23	32	7	4	2	28	0	3	2	17	51	7	1	.349	.293	1
2018	Beloit (A)	.296	123	493	58	146	29	4	2	60	0	8	3	30	117	8	6	.383	.335	6
<b>Minor League Totals</b>		<b>.276</b>	<b>164</b>	<b>645</b>	<b>81</b>	<b>178</b>	<b>36</b>	<b>8</b>	<b>4</b>	<b>88</b>	<b>0</b>	<b>11</b>	<b>5</b>	<b>47</b>	<b>168</b>	<b>15</b>	<b>7</b>	<b>.375</b>	<b>.325</b>	<b>7</b>



**GEORGE BRYNER BELL (SANTANA)****OF****Born:** Santo Domingo, Dominican Republic, January 3, 2000; **Home:** La Romana, Dominican Republic**Bats:** Right; **Throws:** Right; **Height:** 6-3; **Weight:** 183**Obtained:** Signed as a non-drafted free agent, July 2, 2016

Is the son of former Major League and 1987 American League MVP George Bell.

Year	Club	AVG.	G	AB	R	H	2B	3B	HR	RBI	SH	SF	HP	BB	SO	SB	CS	SLG	OBP	E
2017	DSL A's (R)	.140	39	100	11	14	1	0	0	4	0	2	3	11	31	6	1	.150	.241	6
2018	AZL A's (R)	.213	41	89	11	19	1	1	0	5	0	0	2	8	32	2	1	.247	.293	1
<b>Minor League Totals</b>		<b>.175</b>	<b>80</b>	<b>189</b>	<b>22</b>	<b>33</b>	<b>2</b>	<b>1</b>	<b>0</b>	<b>9</b>	<b>0</b>	<b>2</b>	<b>5</b>	<b>19</b>	<b>63</b>	<b>8</b>	<b>2</b>	<b>.196</b>	<b>.265</b>	<b>7</b>

**OSVALDO BERRIOS (FLORES)****RHP****Born:** Caguas, Puerto Rico, November 29, 1999; **Home:** Juncos, Puerto Rico**Bats:** Right; **Throws:** Right; **Height:** 6-1; **Weight:** 206**Obtained:** Selected in the 20<sup>th</sup> round of the 2017 First Year Player Draft

Signed by Hector Stewart...attended the Puerto Rico Baseball Academy.

Year	Club	W	L	ERA	G	GS	CG	SHO	SV	IP	H	R	ER	HR	HB	BB	IBB	SO	WP	BK
2017	AZL A's (R)	2	3	8.00	13	7	0	0	0	27.0	39	27	24	2	1	8	0	25	4	1
2018	AZL A's (R)	3	4	3.71	13	10	0	0	0	51.0	57	27	21	1	2	13	0	43	6	1
<b>Minor League Totals</b>		<b>5</b>	<b>7</b>	<b>5.19</b>	<b>26</b>	<b>17</b>	<b>0</b>	<b>0</b>	<b>0</b>	<b>78.0</b>	<b>96</b>	<b>54</b>	<b>45</b>	<b>3</b>	<b>3</b>	<b>21</b>	<b>0</b>	<b>68</b>	<b>10</b>	<b>2</b>

**LEON MATHEW BIEGALSKI II****RHP**

Goes by "Boomer"

**Born:** Tallahassee, Florida, July 13, 1994; **Home:** Tallahassee, Florida**Bats:** Right; **Throws:** Right; **Height:** 6-2; **Weight:** 183**Obtained:** Selected in the 14<sup>th</sup> round of the 2015 First-Year Player Draft

Graduated from Chiles High School in Tallahassee, FL...played collegiately at College of Central Florida and Florida State University...signed by Jemel Spearman...was named ACC Tournament MVP in 2015.

Year	Club	W	L	ERA	G	GS	CG	SHO	SV	IP	H	R	ER	HR	HB	BB	IBB	SO	WP	BK
2015	AZL A's (R)	0	1	3.18	6	4	0	0	0	11.1	8	7	4	2	2	0	12	2	0	
2016	Beloit (A)	8	8	3.70	28	25	0	0	0	153.1	144	72	63	14	3	38	1	115	8	0
2017	Beloit (A)	0	0	3.38	2	2	0	0	0	8.0	7	4	3	1	1	2	0	6	1	0
	Stockton (A)	3	2	5.12	19	7	0	0	2	51.0	52	30	29	12	2	18	1	64	2	0
2018	Stockton (A)	3	0	2.91	14	0	0	0	1	21.2	17	10	7	2	0	5	0	36	2	1
<b>Minor League Totals</b>		<b>14</b>	<b>11</b>	<b>3.89</b>	<b>68</b>	<b>38</b>	<b>0</b>	<b>0</b>	<b>3</b>	<b>245.1</b>	<b>228</b>	<b>123</b>	<b>106</b>	<b>31</b>	<b>8</b>	<b>65</b>	<b>2</b>	<b>233</b>	<b>15</b>	<b>1</b>

**REID JOSEPH BIRLINGMAIR****RHP****Born:** Normal, Illinois, November, 13, 1996; **Home:** Normal, Illinois**Bats:** Left; **Throws:** Right; **Height:** 5-10; **Weight:** 205**Obtained:** Selected in the 28<sup>th</sup> round of the 2018 First-Year Player Draft

Attended the University of Illinois, Chicago...signed by Derek Lee.

Year	Club	W	L	ERA	G	GS	CG	SHO	SV	IP	H	R	ER	HR	HB	BB	IBB	SO	WP	BK
2018	AZL A's (R)	2	0	1.45	8	2	0	0	0	18.2	15	5	3	0	2	6	0	25	2	1
	Vermont (A)	1	0	2.25	5	3	0	0	0	16.0	10	5	4	1	1	10	1	8	1	0
<b>Minor League Totals</b>		<b>3</b>	<b>0</b>	<b>1.82</b>	<b>13</b>	<b>5</b>	<b>0</b>	<b>0</b>	<b>0</b>	<b>34.2</b>	<b>25</b>	<b>10</b>	<b>7</b>	<b>1</b>	<b>3</b>	<b>16</b>	<b>1</b>	<b>33</b>	<b>3</b>	<b>1</b>

**DAIRON BLANCO LAMADRID****OF****Born:** Florida, Cuba, April, 26, 1993; **Home:** Sanchez Ramirez, Dominican Republic**Bats:** Right; **Throws:** Right; **Height:** 6-0; **Weight:** 193**Obtained:** Signed as a free agent to a minor league contract, December 18, 2017

Signed by Raymond Abreu...finished 2018 ranked third in the organization with 10 triples and tied for sixth with 22 steals.

Year	Club	AVG.	G	AB	R	H	2B	3B	HR	RBI	SH	SF	HP	BB	SO	SB	CS	SLG	OBP	E
2018	Stockton (A)	.291	82	313	39	91	13	10	1	37	0	5	2	25	66	22	2	.406	.342	1
<b>Minor League Totals</b>		<b>.291</b>	<b>82</b>	<b>313</b>	<b>39</b>	<b>91</b>	<b>13</b>	<b>10</b>	<b>1</b>	<b>37</b>	<b>0</b>	<b>5</b>	<b>2</b>	<b>25</b>	<b>66</b>	<b>22</b>	<b>2</b>	<b>.406</b>	<b>.342</b>	<b>1</b>

PLAYER DEVELOPMENT

**Organizational Players, continued**

**ROBERT HEATH BOWERS**

**RHP**

Goes by "Heath"

**Born:** Sanford, North Carolina, July 25, 1993; **Home:** Lillington, North Carolina

**Bats:** Right; **Throws:** Right; **Height:** 6-3; **Weight:** 207

**Obtained:** Selected in the 24<sup>th</sup> round of the 2015 First-Year Player Draft

Graduated from Harnett Central High School in Angier, NC...played collegiately at Campbell University...signed by Neil Avent.

Year	Club	W	L	ERA	G	GS	CG	SHO	SV	IP	H	R	ER	HR	HB	BB	IBB	SO	WP	BK
2015	Vermont (A)	3	1	2.52	15	6	0	0	0	35.2	29	16	10	1	2	16	0	31	3	1
2016	Vermont (A)	3	7	4.31	15	10	0	0	0	71.0	71	44	34	2	11	28	1	44	4	1
2017	Beloit (A)	5	0	2.22	32	0	0	0	4	81.0	66	26	20	1	10	42	1	53	8	3
2018	Beloit (A)	6	2	5.4	37	0	0	0	1	51.2	55	34	31	6	7	34	2	50	15	0
	Midland (AA)	0	0	1.5	2	1	0	0	0	6.0	5	1	1	1	1	0	0	4	0	0
<b>Minor League Totals</b>		<b>17</b>	<b>10</b>	<b>4.44</b>	<b>101</b>	<b>17</b>	<b>0</b>	<b>0</b>	<b>5</b>	<b>245.1</b>	<b>226</b>	<b>121</b>	<b>96</b>	<b>11</b>	<b>31</b>	<b>120</b>	<b>4</b>	<b>182</b>	<b>30</b>	<b>5</b>

**BENJAMIN ALBERT BRACEWELL**

**RHP**

Goes by "Ben"

**Born:** Birmingham, Alabama, September 19, 1990; **Home:** Chelsea, Alabama

**Bats:** Right; **Throws:** Right; **Height:** 6-0; **Weight:** 200

**Obtained:** Signed as a non-drafted free agent, July 24, 2014

Graduated from Briarwood Christian High School in Birmingham, AL...played collegiately at Mississippi State University...went undrafted as a senior and began his professional career with the River City Rascals of the Frontier League before signing with the A's...in 2016, became a starter mid-season and finished seventh in the A's minor league system in ERA (2.70)...also tied for fifth with nine wins...finished 2018 sixth in the organization in ERA (3.31), fifth in strikeouts (127), fourth in innings pitched (149.1), and tied for first in complete games (2).

Year	Club	W	L	ERA	G	GS	CG	SHO	SV	IP	H	R	ER	HR	HB	BB	IBB	SO	WP	BK
2014	AZL A's (R)	0	0	0.90	7	0	0	0	3	10.0	5	1	1	0	1	3	0	9	1	0
2015	Stockton (A)	6	2	2.89	43	0	0	0	7	56.0	45	19	18	5	2	12	0	54	3	0
2016	Stockton (A)	1	1	12.60	5	0	0	0	1	5.0	6	8	7	0	1	3	0	5	0	0
	Midland (AA)	8	3	2.14	29	10	0	0	2	88.1	70	23	21	4	9	25	0	59	5	0
2017	Midland (AA)	2	1	6.30	15	8	0	0	0	50.0	61	35	35	5	3	22	0	29	2	0
	Nashville (AAA)	5	2	4.60	13	12	0	0	0	62.2	69	38	32	3	2	23	0	44	2	0
2018	Midland (AA)	5	7	3.03	17	2	0	0	0	110.0	101	44	37	9	11	16	0	98	5	0
	Nashville (AAA)	2	3	4.12	8	8	0	0	0	39.1	41	21	18	4	2	13	0	29	0	1
<b>Minor League Totals</b>		<b>29</b>	<b>19</b>	<b>3.61</b>	<b>137</b>	<b>55</b>	<b>2</b>	<b>0</b>	<b>13</b>	<b>421.1</b>	<b>389</b>	<b>189</b>	<b>169</b>	<b>30</b>	<b>31</b>	<b>117</b>	<b>0</b>	<b>327</b>	<b>18</b>	<b>1</b>

**SAMUEL ALEXANDER BRAGG**

**RHP**

Goes by "Sam"

**Born:** Marietta, Georgia, March 23, 1993; **Home:** Marietta, Georgia

**Bats:** Switch; **Throws:** Right; **Height:** 6-0; **Weight:** 198

**Obtained:** Selected in the 18<sup>th</sup> round of the 2013 First-Year Player Draft

Graduated from Wheeler HS (GA)...attended Georgia Perimeter College (Covington, GA) signed by Jemel Spearman...played for the Mesa Solar Sox of the Arizona Fall League after the 2016 season, where he went 1-1 with a 1.98 ERA in eight games...tied for fourth among A's farmhands with six saves in 2017.

Year	Club	W	L	ERA	G	GS	CG	SHO	SV	IP	H	R	ER	HR	HB	BB	IBB	SO	WP	BK
2013	AZL A's (R)	1	0	0.00	4	0	0	0	1	7.1	2	0	0	0	0	2	1	14	5	0
	Vermont (A)	0	2	1.83	13	0	0	0	5	19.2	16	6	4	1	0	9	2	20	4	0
	Beloit (A)	0	0	0.00	2	0	0	0	0	2.0	0	0	0	0	0	0	0	3	0	0
2014	Beloit (A)	4	0	3.23	41	1	0	0	7	75.1	66	30	27	5	4	26	0	68	4	0
2015	Stockton (A)	7	2	3.65	44	0	0	0	1	74.0	64	38	30	8	3	23	0	92	3	0
2016	Midland (AA)	4	4	4.29	36	1	0	0	1	65.0	60	37	31	9	2	19	3	68	1	0
2017	Midland (AA)	4	1	3.03	45	0	0	0	6	68.1	69	25	23	4	1	16	0	56	4	1
2018	Midland (AA)	4	5	3.62	33	5	0	0	0	69.2	78	34	28	3	3	26	1	44	0	1
	Nashville (AAA)	0	0	9.00	1	1	0	0	0	4.0	6	4	4	2	0	0	0	4	0	0
<b>Minor League Totals</b>		<b>24</b>	<b>14</b>	<b>3.43</b>	<b>219</b>	<b>8</b>	<b>0</b>	<b>0</b>	<b>21</b>	<b>385.1</b>	<b>361</b>	<b>174</b>	<b>147</b>	<b>32</b>	<b>13</b>	<b>121</b>	<b>7</b>	<b>369</b>	<b>21</b>	<b>2</b>

**Born:** San Diego, California, December 8, 1992; **Home:** Sparks, Nevada

**Bats:** Right; **Throws:** Right; **Height:** 6-1; **Weight:** 205

**Obtained:** Acquired as a player to be named later from Baltimore for Jaycob Brugman

Missed the 2014 season after undergoing Tommy John Surgery.

Year	Club	W	L	ERA	G	GS	CG	SHO	SV	IP	H	R	ER	HR	HB	BB	IBB	SO	WP	BK
2013	GCL Orioles (R)	1	1	2.25	7	1	0	0	0	12.0	12	4	3	0	0	0	0	13	1	0
2014		(Injured — Did not pitch)																		
2015	GCL Orioles (R)	1	0	0.87	17	0	0	0	10	20.2	11	3	2	1	3	3	0	25	0	1
	Aberdeen (A)	0	0	0.87	5	0	0	0	0	10.1	3	1	1	1	0	2	0	14	0	0
2016	Aberdeen (A)	0	1	5.06	8	0	0	0	2	10.2	14	6	6	2	1	1	0	7	0	0
	Delmarva (A)	1	0	1.86	13	0	0	0	2	19.1	13	4	4	1	1	5	0	22	0	0
2017	Delmarva (A)	2	5	3.88	43	0	0	0	18	51.0	50	25	22	2	2	14	0	82	3	0
2018	AZL A's (R)	0	0	0.00	2	2	0	0	0	4.0	2	0	0	0	0	1	0	5	0	0
	Stockton (A)	1	3	5.01	15	8	0	0	0	46.2	48	28	26	8	2	20	0	41	4	0
<b>Minor League Totals</b>		<b>6</b>	<b>10</b>	<b>3.30</b>	<b>110</b>	<b>11</b>	<b>0</b>	<b>0</b>	<b>32</b>	<b>174.2</b>	<b>153</b>	<b>71</b>	<b>64</b>	<b>15</b>	<b>9</b>	<b>46</b>	<b>0</b>	<b>209</b>	<b>8</b>	<b>1</b>

JONAH MICHAEL BRIDE

**Born:** Milwaukee, Wisconsin, December 27, 1995; **Home:** Owasso, Oklahoma

**Bats:** Right; **Throws:** Right; **Height:** 5-10; **Weight:** 200

**Obtained:** Selected in 23<sup>rd</sup> round of the 2018 First-Year Player Draft

Signed by William Avent.

Year	Club	AVG.	G	AB	R	H	2B	3B	HR	RBI	SH	SF	HP	BB	SO	SB	CS	SLG	OBP	E
2018	AZL A's (R)	.000	2	5	0	0	0	0	0	0	0	0	0	0	1	0	0	.000	.000	0
	Vermont (A)	.287	54	195	29	56	17	0	3	34	0	4	6	24	35	3	2	.421	.376	13
<b>Minor League Totals</b>		<b>.280</b>	<b>56</b>	<b>200</b>	<b>29</b>	<b>56</b>	<b>17</b>	<b>0</b>	<b>3</b>	<b>34</b>	<b>0</b>	<b>4</b>	<b>6</b>	<b>24</b>	<b>36</b>	<b>3</b>	<b>2</b>	<b>.410</b>	<b>.368</b>	<b>13</b>

AUSTIN AUGUSTUS BRIGGS

**Born:** Lexington, North Carolina, October 11, 1995; **Home:** Willis, Texas

**Bats:** Right; **Throws:** Left; **Height:** 6-3; **Weight:** 210

**Obtained:** Selected in the 29<sup>th</sup> round of the 2018 First-Year Player Draft

Signed by Kelcey Mucker.

Year	Club	W	L	ERA	G	GS	CG	SHO	SV	IP	H	R	ER	HR	HB	BB	IBB	SO	WP	BK
2018	AZL A's (R)	0	1	3.12	16	1	0	0	3	26.0	24	15	9	0	3	14	0	28	4	0
<b>Minor League Totals</b>		<b>0</b>	<b>1</b>	<b>3.12</b>	<b>16</b>	<b>1</b>	<b>0</b>	<b>0</b>	<b>3</b>	<b>26.0</b>	<b>24</b>	<b>15</b>	<b>9</b>	<b>0</b>	<b>3</b>	<b>14</b>	<b>0</b>	<b>28</b>	<b>4</b>	<b>0</b>

MARCOS EMILIO BRITO (RAMIREZ)

**Born:** San Pedro De Macoris, Dominican Republic; **Home:** San Pedro De Macoris, Dominican Republic

**Bats:** Switch; **Throws:** Right; **Height:** 5-11; **Weight:** 164

**Obtained:** Signed as a free agent to a minor league contract on July 2, 2016

Signed by Diego Bordas.

Year	Club	AVG.	G	AB	R	H	2B	3B	HR	RBI	SH	SF	HP	BB	SO	SB	CS	SLG	OBP	E
2017	DSL A's (R)	.178	14	45	3	8	1	0	0	8	0	4	0	13	8	5	0	.200	.339	5
	AZL A's (R)	.234	44	171	30	40	4	2	1	17	0	1	1	21	42	4	1	.298	.320	13
2018	Vermont (A)	.241	54	212	29	51	5	1	1	20	1	1	0	27	50	7	6	.288	.325	16
<b>Minor League Totals</b>		<b>.231</b>	<b>112</b>	<b>428</b>	<b>62</b>	<b>99</b>	<b>10</b>	<b>3</b>	<b>2</b>	<b>45</b>	<b>1</b>	<b>6</b>	<b>1</b>	<b>61</b>	<b>100</b>	<b>16</b>	<b>7</b>	<b>.283</b>	<b>.325</b>	<b>34</b>

SETH WILLIAM BROWN

**Born:** Klamath Falls, Oregon, July 13, 1992; **Home:** Medford, Oregon

**Bats:** Left; **Throws:** Left; **Height:** 6-1; **Weight:** 225

**Obtained:** Selected in the 19<sup>th</sup> round of the 2015 First-Year Player Draft

**Organizational Players, continued**

Graduated from North Medford HS (OR)...played collegiately at Linn-Benton Community College (OR) and Lewis-Clark State College (ID)...signed by Jim Coffman...was named to the 2015 New York-Penn League Midseason All-Star Team...in 2016, finished third in the A's system in runs scored and fourth in walks...led A's farmhands with 262 total bases...ranked second in home runs (30), RBI (109), runs scored (80), slugging percentage (.506), and extra-base hits (55)...tied for third in triples (7) and tied for fourth in walks (56)...finished 2018 fourth in the organization in hits (142), second in RBI (90), first in doubles (38) and second in extra-base hits (55).

Year	Club	AVG.	G	AB	R	H	2B	3B	HR	RBI	SH	SF	HP	BB	SO	SB	CS	SLG	OBP	E
2015	AZL A's (R)	.200	6	20	2	4	1	2	0	0	0	0	0	3	2	0	0	.450	.304	0
	Vermont (A)	.289	62	239	32	69	19	3	3	35	0	2	1	25	51	6	2	.431	.356	7
2016	Stockton (A)	.241	127	453	83	109	21	5	8	53	2	6	6	65	124	13	2	.362	.340	11
2017	Stockton (A)	.270	135	518	80	140	18	7	30	109	0	4	1	56	146	7	7	.506	.340	8
2018	Midland (AA)	.283	131	502	66	142	38	3	14	90	0	5	1	47	142	5	0	.454	.342	12
<b>Minor League Totals</b>		<b>.268</b>	<b>461</b>	<b>1732</b>	<b>263</b>	<b>464</b>	<b>97</b>	<b>20</b>	<b>55</b>	<b>287</b>	<b>2</b>	<b>17</b>	<b>9</b>	<b>196</b>	<b>465</b>	<b>31</b>	<b>11</b>	<b>.442</b>	<b>.342</b>	<b>38</b>

**BRENDAN JAMES BUTLER**

**RHP**

**Born:** Queens, New York, May 2, 1993; **Home:** Bayport, New York  
**Bats:** Left; **Throws:** Right; **Height:** 6-2; **Weight:** 218  
**Obtained:** Selected in the 30<sup>th</sup> round of the 2015 First-Year Player Draft

Graduated from Sayville HS (NY)...played collegiately at Fairleigh Dickinson University and Dowling College... signed by Ron Vaughn...tied for eighth among A's farmhands with 115 strikeouts in 2017.

Year	Club	W	L	ERA	G	GS	CG	SHO	SV	IP	H	R	ER	HR	HB	BB	IBB	SO	WP	BK
2015	AZL A's (R)	0	2	5.30	15	0	0	0	2	18.2	24	12	11	0	4	8	0	11	2	0
2016	Vermont (A)	2	1	1.95	7	5	0	0	0	37.0	31	9	8	1	4	8	0	32	2	0
	Beloit (A)	1	5	3.14	9	9	1	0	0	51.2	44	22	18	4	8	15	0	46	5	0
	Stockton (A)	1	0	8.10	2	0	0	0	0	3.1	6	6	3	1	0	3	0	4	1	0
2017	Beloit (A)	2	3	2.32	12	9	0	0	0	54.1	42	22	14	1	8	13	0	64	2	1
	Stockton (A)	4	5	6.21	14	7	0	0	0	58.0	72	49	40	5	3	30	1	51	5	0
2018	Stockton (A)	2	2	5.71	36	1	0	0	0	69.1	76	56	44	8	3	28	1	60	4	1
<b>Minor League Totals</b>		<b>12</b>	<b>18</b>	<b>4.25</b>	<b>95</b>	<b>31</b>	<b>1</b>	<b>0</b>	<b>2</b>	<b>292.1</b>	<b>295</b>	<b>176</b>	<b>138</b>	<b>20</b>	<b>30</b>	<b>105</b>	<b>2</b>	<b>268</b>	<b>21</b>	<b>2</b>

**LAWRENCE EVAN BUTLER**

**OF**

**Born:** Burlington, New Jersey, July 10, 2000; **Home:** Atlanta, Georgia  
**Bats:** Left; **Throws:** Right; **Height:** 6-2; **Weight:** 215  
**Obtained:** Selected in the sixth round of the 2018 First-Year Player Draft

Signed by Jemel Spearman.

Year	Club	AVG.	G	AB	R	H	2B	3B	HR	RBI	SH	SF	HP	BB	SO	SB	CS	SLG	OBP	E
2018	AZL A's (R)	.226	46	106	20	24	4	2	1	15	0	0	0	18	43	3	1	.330	.339	0
<b>Minor League Totals</b>		<b>.226</b>	<b>46</b>	<b>106</b>	<b>20</b>	<b>24</b>	<b>4</b>	<b>2</b>	<b>1</b>	<b>15</b>	<b>0</b>	<b>0</b>	<b>0</b>	<b>18</b>	<b>43</b>	<b>3</b>	<b>1</b>	<b>.330</b>	<b>.339</b>	<b>0</b>

**CHASE MATTHEW CALABUIG**

**OF**

**Born:** Mission Viejo, California, December 10, 1995; **Home:** Mission Viejo, California  
**Bats:** Left; **Throws:** Left; **Height:** 5-10; **Weight:** 185  
**Obtained:** Selected in the 27<sup>th</sup> round of the 2018 First-Year Player Draft

Signed by Anthony Aliotti...named All-Mountain West First Team in 2018 for San Diego State University... finished his career with the Aztecs with a school-record 238 games played.

Year	Club	AVG.	G	AB	R	H	2B	3B	HR	RBI	SH	SF	HP	BB	SO	SB	CS	SLG	OBP	E
2018	AZL A's (R)	.406	16	32	7	13	3	1	0	5	0	1	1	5	5	0	0	.563	.487	0
	Stockton (A)	.239	51	201	32	48	12	0	0	16	2	0	3	21	40	3	1	.299	.320	0
<b>Minor League Totals</b>		<b>.262</b>	<b>67</b>	<b>233</b>	<b>39</b>	<b>61</b>	<b>15</b>	<b>1</b>	<b>0</b>	<b>21</b>	<b>2</b>	<b>1</b>	<b>4</b>	<b>26</b>	<b>45</b>	<b>3</b>	<b>1</b>	<b>.335</b>	<b>.345</b>	<b>0</b>

**JOSEPH JOHN CAMACHO**

**RHP**

**Born:** El Paso, Texas, June 23, 1994; **Home:** El Paso, Texas  
**Bats:** Right; **Throws:** Right; **Height:** 5-9; **Weight:** 198  
**Obtained:** Signed as a non-drafted free agent, June 15, 2016

Played four seasons at Alabama State, where he went 36-5 with a 3.35 ERA in 59 appearances (47 starts) he was named SWAC Pitcher of the Year in three consecutive seasons (2014-16)...over a 36-start span over his final three seasons, he went 31-0 with five no decisions, with his team winning 35 of his 36 starts...as a senior in 2016, he earned Louisville Slugger All-American honors after going 10-1 with a save and a 2.35 ERA.

Year	Club	W	L	ERA	G	GS	CG	SHO	SV	IP	H	R	ER	HR	HB	BB	IBB	SO	WP	BK
2016	AZL A's (R)	2	3	3.03	19	0	0	0	3	29.2	27	11	10	1	2	6	0	22	3	0
2017	Beloit (A)	3	3	2.75	18	1	0	0	1	39.1	38	15	12	1	1	8	0	34	0	0
2018	Beloit (A)	0	1	7.65	16	0	0	0	2	20.0	17	17	17	3	3	12	1	23	0	0
	Midland (AA)	0	0	10.80	3	0	0	0	0	3.1	5	4	4	0	0	4	0	0	0	0
	Nashville (AAA)	0	0	45.00	1	0	0	0	0	1.0	5	5	5	2	0	1	0	0	0	0
<b>Minor League Totals</b>		<b>5</b>	<b>7</b>	<b>4.63</b>	<b>57</b>	<b>1</b>	<b>0</b>	<b>0</b>	<b>6</b>	<b>93.1</b>	<b>92</b>	<b>52</b>	<b>48</b>	<b>7</b>	<b>6</b>	<b>31</b>	<b>1</b>	<b>79</b>	<b>3</b>	<b>0</b>

### ALEXANDER JOSE CAMPOS

IF

**Born:** Cumana, Venezuela, February 20, 2000; **Home:** Cumana, Venezuela

**Bats:** Right; **Throws:** Right; **Height:** 5-10; **Weight:** 195

**Obtained:** Signed as a free agent to a minor league contract, July 4, 2016

Year	Club	AVG.	G	AB	R	H	2B	3B	HR	RBI	SH	SF	HP	BB	SO	SB	CS	SLG	OBP	E
2017	DSL Mariners (R)	.290	59	207	37	60	10	0	2	26	2	1	3	41	39	7	10	.367	.413	15
2018	AZL A's (R)	.127	28	71	11	9	2	1	0	4	0	1	1	11	28	4	1	.183	.250	10
<b>Minor League Totals</b>		<b>.248</b>	<b>87</b>	<b>278</b>	<b>48</b>	<b>69</b>	<b>12</b>	<b>1</b>	<b>2</b>	<b>30</b>	<b>2</b>	<b>2</b>	<b>4</b>	<b>52</b>	<b>67</b>	<b>11</b>	<b>11</b>	<b>.320</b>	<b>.372</b>	<b>25</b>

### CHARLES ALAN CERNY

RHP

Goes by "Charlie"

**Born:** Bloomington, Illinois, September 23, 1996; **Home:** Bloomington, Illinois

**Bats:** Left; **Throws:** Right; **Height:** 6-4; **Weight:** 235

**Obtained:** Selected in the seventh round of the 2018 First-Year Player Draft

Attended the University of Illinois, Chicago...signed by Derek Lee.

Year	Club	W	L	ERA	G	GS	CG	SHO	SV	IP	H	R	ER	HR	HB	BB	IBB	SO	WP	BK
2018	Vermont (A)	1	1	4.32	16	1	0	0	3	25.0	26	17	12	0	2	12	1	15	4	0
<b>Minor League Totals</b>		<b>1</b>	<b>1</b>	<b>4.32</b>	<b>16</b>	<b>1</b>	<b>0</b>	<b>0</b>	<b>3</b>	<b>25.0</b>	<b>26</b>	<b>17</b>	<b>12</b>	<b>0</b>	<b>2</b>	<b>12</b>	<b>1</b>	<b>15</b>	<b>4</b>	<b>0</b>

### WANDISSON CHARLES

RHP

**Born:** Bani, Dominican Republic, September 7, 1996; **Home:** Peravia, Dominican Republic

**Bats:** Right; **Throws:** Right; **Height:** 6-4; **Weight:** 263

**Obtained:** Signed as a non-drafted free agent, March 24, 2015

Signed by JC De La Cruz, Amauris Reyes, and Pablo Marmol.

Year	Club	W	L	ERA	G	GS	CG	SHO	SV	IP	H	R	ER	HR	HB	BB	IBB	SO	WP	BK
2015	DSL A's (R)	1	5	4.12	12	12	0	0	0	39.1	31	23	18	0	3	38	0	37	11	1
2016	AZL A's (R)	5	1	7.12	14	0	0	0	2	36.2	39	31	29	0	1	33	0	48	19	0
2017	Vermont (A)	2	0	3.43	15	0	0	0	5	21.0	15	10	8	1	1	18	0	29	8	1
2018	Vermont (A)	0	0	INF	1	1	0	0	0	0.0	0	1	1	0	0	1	0	0	0	0
	Beloit (A)	0	0	4.91	12	1	0	0	0	11.0	6	7	6	1	1	18	0	19	4	0
<b>Minor League Totals</b>		<b>8</b>	<b>6</b>	<b>5.08</b>	<b>53</b>	<b>13</b>	<b>0</b>	<b>0</b>	<b>7</b>	<b>108.0</b>	<b>91</b>	<b>71</b>	<b>61</b>	<b>2</b>	<b>6</b>	<b>107</b>	<b>0</b>	<b>133</b>	<b>42</b>	<b>2</b>

### ANTHONY RICHARD CHURLIN

OF

**Born:** Seattle, Washington, May 27, 1997; **Home:** Cape Coral, Florida

**Bats:** Right; **Throws:** Right; **Height:** 6-1; **Weight:** 206

**Obtained:** Selected in the 16<sup>th</sup> round of the 2016 First-Year Player Draft

Signed out of Island Coast HS (FL) by Trevor Schaffer.

Year	Club	AVG.	G	AB	R	H	2B	3B	HR	RBI	SH	SF	HP	BB	SO	SB	CS	SLG	OBP	E
2016	AZL A's (R)	.236	27	89	7	21	2	1	0	4	1	0	1	9	28	2	2	.281	.313	3
2017	Vermont (A)	.265	49	166	26	44	11	3	3	19	2	1	3	11	53	3	0	.422	.320	4
2018	Vermont (A)	.202	37	129	20	26	8	0	4	13	0	2	3	11	41	1	0	.357	.276	3
	Beloit (A)	.186	19	59	5	11	2	2	0	6	0	1	2	7	18	0	1	.288	.290	2
<b>Minor League Totals</b>		<b>.230</b>	<b>132</b>	<b>443</b>	<b>58</b>	<b>102</b>	<b>23</b>	<b>6</b>	<b>7</b>	<b>42</b>	<b>3</b>	<b>4</b>	<b>9</b>	<b>38</b>	<b>140</b>	<b>6</b>	<b>3</b>	<b>.357</b>	<b>.658</b>	<b>12</b>

PLAYER DEVELOPMENT

**Organizational Players, continued**

**ERIC TREY COCHRAN-GILL**

**RHP**

Goes by "Trey"

**Born:** Montgomery, Alabama, December 10, 1992; **Home:** Tallassee, Alabama

**Bats:** Right; **Throws:** Right; **Height:** 5-9; **Weight:** 195

**Obtained:** Acquired from Seattle on December 8, 2015 for Evan Scribner.

Originally drafted in the 17<sup>th</sup> round of the 2014 First Year Player Draft by the Seattle Mariners...missed most of the 2017 season due to injury.

Year	Club	W	L	ERA	G	GS	CG	SHO	SV	IP	H	R	ER	HR	HB	BB	IBB	SO	WP	BK
2014	Pulaski (R)	3	0	0.35	18	0	0	0	8	25.2	14	2	1	0	1	3	0	33	1	0
	Everett (A)	2	0	0.00	7	0	0	0	4	10.2	8	0	0	0	1	4	1	11	0	0
2015	Bakersfield (A)	2	1	1.37	10	0	0	0	2	19.2	8	3	3	0	1	3	9	18	0	0
	Tacoma (AAA)	0	1	0.00	1	1	0	0	0	2.2	3	3	0	0	0	2	0	3	0	0
2016	Midland (AA)	4	5	3.07	42	0	0	0	0	73.1	71	31	25	6	6	25	3	58	1	0
2017	Stockton (A)	0	0	16.20	1	0	0	0	0	1.2	4	3	3	0	0	1	0	1	0	0
2018	Stockton (A)	1	2	2.89	18	0	0	0	2	28.0	31	10	9	3	1	10	1	29	0	0
	Midland (AA)	1	1	5.09	22	0	0	0	1	35.1	41	20	20	2	4	12	0	23	3	0
<b>Minor League Totals</b>		<b>17</b>	<b>13</b>	<b>3.35</b>	<b>153</b>	<b>1</b>	<b>0</b>	<b>0</b>	<b>21</b>	<b>250.0</b>	<b>239</b>	<b>110</b>	<b>93</b>	<b>11</b>	<b>16</b>	<b>92</b>	<b>8</b>	<b>206</b>	<b>6</b>	<b>0</b>

**CHASE JONATHAN COHEN**

**RHP**

**Born:** Alpharetta, Georgia, April 26, 1997; **Home:** Alpharetta, Georgia

**Bats:** Left; **Throws:** Right; **Height:** 6-1; **Weight:** 195

**Obtained:** Selected in the ninth round of the 2018 First-Year Player Draft

Signed out of Georgia Southern University by Jemel Spearman.

Year	Club	W	L	ERA	G	GS	CG	SHO	SV	IP	H	R	ER	HR	HB	BB	IBB	SO	WP	BK
2018	AZL A's (R)	0	0	0.00	1	0	0	0	0	1.0	0	0	0	0	0	0	0	0	0	0
	Vermont (A)	2	2	4.13	12	9	0	0	0	32.2	30	17	15	2	0	14	0	42	1	0
<b>Minor League Totals</b>		<b>2</b>	<b>2</b>	<b>4.01</b>	<b>13</b>	<b>9</b>	<b>0</b>	<b>0</b>	<b>0</b>	<b>33.2</b>	<b>30</b>	<b>17</b>	<b>15</b>	<b>2</b>	<b>0</b>	<b>14</b>	<b>0</b>	<b>42</b>	<b>1</b>	<b>0</b>

**CALVIN JOSEPH COKER**

**RHP**

**Born:** Redwood City, California, March 6, 1996; **Home:** Kyle, Texas

**Bats:** Right; **Throws:** Right; **Height:** 6-2; **Weight:** 165

**Obtained:** Selected in the 15<sup>th</sup> round of the 2018 First-Year Player Draft

Signed out of Auburn University by Anthony Aliosi III.

Year	Club	W	L	ERA	G	GS	CG	SHO	SV	IP	H	R	ER	HR	HB	BB	IBB	SO	WP	BK
2018	AZL A's (R)	0	0	4.00	13	1	0	0	2	18.0	20	11	8	1	0	9	0	23	2	0
	Vermont (A)	0	0	0.00	1	0	0	0	0	2.1	1	0	0	0	1	0	0	4	0	0
	Nashville (AAA)	0	0	7.71	2	0	0	0	1	2.1	2	2	2	0	1	1	0	0	0	0
<b>Minor League Totals</b>		<b>0</b>	<b>0</b>	<b>3.97</b>	<b>16</b>	<b>1</b>	<b>0</b>	<b>0</b>	<b>3</b>	<b>22.2</b>	<b>23</b>	<b>13</b>	<b>10</b>	<b>1</b>	<b>2</b>	<b>10</b>	<b>0</b>	<b>27</b>	<b>2</b>	<b>0</b>

**BRYCE BLACKWELL CONLEY**

**RHP**

**Born:** Raleigh, North Carolina, August 22, 1994; **Home:** Alpharetta, Georgia

**Bats:** Right; **Throws:** Right; **Height:** 6-3; **Weight:** 206

**Obtained:** Selected in the 22nd round of the 2017 First-Year Player Draft

Graduated from Alpharetta HS (GA)...played collegiately at Georgia State University...transferred to Georgia State from Chattahoochee Valley Community College...signed by Jemel Spearman.

Year	Club	W	L	ERA	G	GS	CG	SHO	SV	IP	H	R	ER	HR	HB	BB	IBB	SO	WP	BK
2017	Vermont (A)	0	3	6.12	15	4	0	0	0	25.0	21	18	17	2	4	23	0	28	3	0
2018	Beloit (A)	3	7	4.46	20	16	0	0	1	84.2	66	44	42	8	11	37	0	98	11	0
<b>Minor League Totals</b>		<b>3</b>	<b>10</b>	<b>4.84</b>	<b>35</b>	<b>20</b>	<b>0</b>	<b>0</b>	<b>1</b>	<b>109.2</b>	<b>87</b>	<b>62</b>	<b>59</b>	<b>10</b>	<b>15</b>	<b>60</b>	<b>0</b>	<b>126</b>	<b>14</b>	<b>0</b>

**CLARK ANTHONY COTA**

**RHP**

**Born:** Fresno, California, October 6, 1996; **Home:** Hampstead, North Carolina

**Bats:** Right; **Throws:** Right; **Height:** 6-0; **Weight:** 230

**Obtained:** Selected in the 10<sup>th</sup> round of the 2018 First-Year Player Draft

Signed out of Topsail High School by William Avent.

Year	Club	W	L	ERA	G	GS	CG	SHO	SV	IP	H	R	ER	HR	HB	BB	IBB	SO	WP	BK
2018	AZL A's (R)	0	0	0.00	2	0	0	0	0	2.0	0	0	0	0	0	2	0	5	1	0
	Vermont (A)	3	1	6.11	14	0	0	0	1	17.2	18	16	12	1	4	17	2	14	3	0
<b>Minor League Totals</b>		<b>3</b>	<b>15</b>	<b>5.49</b>	<b>16</b>	<b>0</b>	<b>0</b>	<b>0</b>	<b>1</b>	<b>19.2</b>	<b>18</b>	<b>16</b>	<b>12</b>	<b>1</b>	<b>4</b>	<b>19</b>	<b>2</b>	<b>19</b>	<b>4</b>	<b>0</b>

### MATTHEW NICHOLAS CROSS

C

**Born:** Buffalo, New York, July 28, 1998; **Home:** Tonawanda, New York

**Bats:** Right; **Throws:** Right; **Height:** 6-0; **Weight:** 215

**Obtained:** Selected in the 19<sup>th</sup> round of the 2018 First-Year Player Draft

Signed out of Niagara County Community College by Matthew Higginson.

Year	Club	AVG.	G	AB	R	H	2B	3B	HR	RBI	SH	SF	HP	BB	SO	SB	CS	SLG	OBP	E
2018	AZL A's (R)	.217	13	23	2	5	0	0	0	3	0	1	0	3	5	0	0	.217	.296	1
<b>Minor League Totals</b>		<b>.217</b>	<b>13</b>	<b>23</b>	<b>2</b>	<b>5</b>	<b>0</b>	<b>0</b>	<b>0</b>	<b>3</b>	<b>0</b>	<b>1</b>	<b>0</b>	<b>3</b>	<b>5</b>	<b>0</b>	<b>0</b>	<b>.217</b>	<b>.296</b>	<b>1</b>

### TY O'DANIEL DAMRON

LHP

**Born:** Denton, Texas, July 28, 1994; **Home:** Gainesville, Texas

**Bats:** Left; **Throws:** Left; **Height:** 6-0; **Weight:** 202

**Obtained:** Selected in the 15<sup>th</sup> round of the 2016 First-Year Player Draft

Graduated from Krum HS (TX)...originally drafted in the 13<sup>th</sup> round of the 2013 draft by the Dodgers but did not sign...played collegiately at Texas Tech...signed by Armann Brown.

Year	Club	W	L	ERA	G	GS	CG	SHO	SV	IP	H	R	ER	HR	HB	BB	IBB	SO	WP	BK
2016	Vermont (A)	0	3	5.06	10	0	0	0	1	16.0	15	13	9	1	1	9	0	15	1	0
2017	AZL A's (R)	0	2	9.00	3	0	0	0	0	4.0	9	4	4	0	0	1	0	6	1	0
	Vermont (A)	5	5	4.53	18	5	0	0	2	45.2	58	27	23	1	4	22	1	47	6	0
2018	Beloit (A)	4	2	2.97	24	0	0	0	0	33.1	33	16	11	2	1	17	0	49	3	0
	Stockton (A)	1	0	3.24	13	0	0	0	0	16.2	15	6	6	3	2	10	0	24	1	0
<b>Minor League Totals</b>		<b>10</b>	<b>12</b>	<b>4.12</b>	<b>68</b>	<b>5</b>	<b>0</b>	<b>0</b>	<b>3</b>	<b>115.2</b>	<b>130</b>	<b>66</b>	<b>53</b>	<b>7</b>	<b>8</b>	<b>59</b>	<b>1</b>	<b>141</b>	<b>12</b>	<b>0</b>

### MICHAEL WILLIAM DANIELAK

RHP

**Born:** Mount Prospect, Illinois, March 16, 1994; **Home:** Mount Prospect, Illinois

**Bats:** Right; **Throws:** Right; **Height:** 6-4; **Weight:** 210

**Obtained:** Selected in the 19<sup>th</sup> round of the 2017 First Year Player Draft

Graduated from John Hersey HS (IL)...signed by Ron Vaughn...was named Mid-Suburban League Player of the Year during his senior year of high school...made All-Ivy League Second Team during his senior year at Dartmouth.

Year	Club	W	L	ERA	G	GS	CG	SHO	SV	IP	H	R	ER	HR	HB	BB	IBB	SO	WP	BK
2017	AZL A's (R)	0	0	13.50	1	1	0	0	0	0.2	4	3	1	0	0	0	0	1	0	0
	Vermont (A)	3	0	1.20	17	0	0	0	4	30.0	23	4	4	2	1	9	0	35	3	0
2018	Beloit (A)	0	2	9.35	3	2	0	0	0	8.2	18	17	9	3	3	3	0	7	0	0
<b>Minor League Totals</b>		<b>3</b>	<b>2</b>	<b>3.20</b>	<b>21</b>	<b>3</b>	<b>0</b>	<b>0</b>	<b>4</b>	<b>39.1</b>	<b>45</b>	<b>24</b>	<b>14</b>	<b>5</b>	<b>4</b>	<b>12</b>	<b>0</b>	<b>43</b>	<b>3</b>	<b>0</b>

### GREGORY ARTHUR DEICHMANN

OF

**Born:** Metairie, Louisiana, May 31, 1995; **Home:** Metairie, Louisiana

**Bats:** Left; **Throws:** Right; **Height:** 6-2; **Weight:** 205

**Obtained:** Selected in the second round of the 2017 First Year Player Draft

Graduated from Brother Martin HS (LA)...was signed by Kelcey Mucker...named First-Team All-American and First-Team All-SEC in 2017 at Louisiana State.

Year	Club	AVG.	G	AB	R	H	2B	3B	HR	RBI	SH	SF	HP	BB	SO	SB	CS	SLG	OBP	E
2017	Vermont (A)	.274	46	164	31	45	10	4	8	30	0	1	2	28	40	4	1	.530	.385	1
2018	AZL A's (R)	.289	11	38	9	11	2	2	1	7	0	0	0	5	8	0	0	.526	.372	0
	Stockton (A)	.199	47	166	18	33	14	0	6	21	0	1	1	17	63	0	1	.392	.276	4
<b>Minor League Totals</b>		<b>.242</b>	<b>104</b>	<b>368</b>	<b>58</b>	<b>89</b>	<b>26</b>	<b>6</b>	<b>15</b>	<b>58</b>	<b>0</b>	<b>2</b>	<b>3</b>	<b>50</b>	<b>111</b>	<b>4</b>	<b>2</b>	<b>.467</b>	<b>.303</b>	<b>5</b>

**Organizational Players, continued**

**JOSEPH CHARLES DEMERS**

**RHP**

Goes by "Joe"

**Born:** Walnut Creek, California, November 9, 1996; **Home:** Martinez, California

**Bats:** Right; **Throws:** Right; **Height:** 6-1; **Weight:** 240

**Obtained:** Selected in the 11<sup>th</sup> round of the 2018 First-Year Player Draft

Signed out of the University of Washington by James Coffman.

Year	Club	W	L	ERA	G	GS	CG	SHO	SV	IP	H	R	ER	HR	HB	BB	IBB	SO	WP	BK	
2018																					
(Injured – Did not pitch)																					
<b>Minor League Totals</b>																					

**JORDAN DANIEL DEVENCENZI**

**C**

**Born:** Hayward, California, June 26, 1993; **Home:** Tracy, California

**Bats:** Right; **Throws:** Right; **Height:** 5-11; **Weight:** 203

**Obtained:** Selected in the 26<sup>th</sup> round of the 2015 First-Year Player Draft

Graduated from West High School in Tracy, CA...played collegiately at Delta College (2012-13) and the University of Nevada (2014-15)...signed by Jermaine Clark.

Year	Club	AVG.	G	AB	R	H	2B	3B	HR	RBI	SH	SF	HP	BB	SO	SB	CS	SLG	OBP	E
2015	AZL A's (R)	.600	2	5	1	3	0	0	0	1	0	0	2	0	0	0	0	.600	.714	0
	Vermont (A)	.243	11	37	4	9	1	0	0	1	0	0	1	3	2	0	0	.270	.317	3
2016	Beloit (A)	.281	38	114	11	32	6	0	0	8	2	1	1	12	17	1	1	.333	.352	0
	Nashville (AAA)	—	1	0	0	0	0	0	0	0	0	0	0	1	0	0	0	—	1.000	0
2017	Vermont (A)	.276	50	170	20	47	5	0	1	16	1	1	5	20	16	2	0	.324	.367	4
2018	Beloit (A)	.266	81	282	32	75	13	1	1	25	4	5	6	21	40	0	2	.330	.325	7
<b>Minor League Totals</b>		.273	183	608	68	166	25	1	2	51	7	7	15	57	75	3	3	.327	.346	14

**EDWIN DIAZ (PANTOJA)**

**IF**

**Born:** Bayamon, Puerto Rico, August 25, 1995; **Home:** Vega Alta, Puerto Rico

**Bats:** Right; **Throws:** Right; **Height:** 6-1; **Weight:** 230

**Obtained:** Selected in the 15<sup>th</sup> round of the 2013 First-Year Player Draft

Graduated from Maestro Ladi HS (PR)...signed by Ruben Escalera...finished 2018 tied for fourth in the organization in home runs (15).

Year	Club	AVG.	G	AB	R	H	2B	3B	HR	RBI	SH	SF	HP	BB	SO	SB	CS	SLG	OBP	E
2013	AZL A's (R)	.239	27	92	7	22	6	1	1	6	0	1	0	5	25	1	1	.359	.276	5
2014	AZL A's (R)	.241	44	145	21	35	12	1	1	7	1	1	6	17	39	2	0	.359	.343	11
2015	AZL A's (R)	.171	24	76	10	13	2	0	2	6	0	0	1	8	22	0	0	.276	.259	5
	Beloit (A)	.100	45	140	9	14	8	0	0	13	2	2	2	8	49	0	0	.157	.158	8
2016	Beloit (A)	.236	92	296	31	70	13	0	5	34	6	4	8	26	101	4	2	.331	.311	17
2017	Beloit (A)	.255	89	302	49	77	12	3	10	45	2	2	2	43	91	0	0	.414	.350	13
	Stockton (A)	.089	13	45	2	4	0	1	0	3	1	1	0	4	15	0	0	.133	.160	3
2018	Stockton (A)	.236	84	296	44	70	19	0	13	37	3	3	3	39	98	3	0	.432	.328	12
	Midland (AA)	.155	31	103	6	16	4	0	2	13	1	4	0	8	32	1	0	.252	.209	4
<b>Minor League Totals</b>		.215	449	1495	179	321	76	6	34	164	16	18	22	158	472	11	3	.342	.638	78

**JORDAN DAVID DIAZ (SANDOVAL)**

**IF**

**Born:** Montería, Colombia, August 13, 2000; **Home:** Montería, Colombia

**Bats:** Right; **Throws:** Right; **Height:** 5-9; **Weight:** 190

**Obtained:** Signed as a free agent to a minor league contract, August 13, 2016

Signed by Jose Quintero.

Year	Club	AVG.	G	AB	R	H	2B	3B	HR	RBI	SH	SF	HP	BB	SO	SB	CS	SLG	OBP	E
2017	DSL A's (R)	.255	42	137	14	35	7	0	0	18	0	3	3	6	22	2	0	.307	.295	11
	AZL A's (R)	.185	8	27	2	5	0	0	0	2	0	1	0	0	4	1	0	.185	.179	4
2018	AZL A's (R)	.277	48	159	23	44	11	2	1	25	0	2	6	19	22	0	2	.390	.371	10
<b>Minor League Totals</b>		.259	98	324	39	84	18	2	1	45	0	6	9	24	49	3	2	.336	.322	25



**GIOVANNI ANGELO DINGCONG**

**OF**

**Born:** San Francisco, California, May, 23, 1995; **Home:** Brooklyn, New York  
**Bats:** Right; **Throws:** Right; **Height:** 5-11; **Weight:** 250  
**Obtained:** Selected in the 30<sup>th</sup> round of the 2018 First-Year Player Draft

Signed out of St. Thomas Aquinas College by Ronald Vaughn.

Year	Club	AVG.	G	AB	R	H	2B	3B	HR	RBI	SH	SF	HP	BB	SO	SB	CS	SLG	OBP	E
2018	AZL A's (R)	.216	38	116	17	25	8	1	5	18	0	0	5	11	42	4	0	.431	.311	9
<b>Minor League Totals</b>		<b>.216</b>	<b>38</b>	<b>116</b>	<b>17</b>	<b>25</b>	<b>8</b>	<b>1</b>	<b>5</b>	<b>18</b>	<b>0</b>	<b>0</b>	<b>5</b>	<b>11</b>	<b>42</b>	<b>4</b>	<b>0</b>	<b>.431</b>	<b>.311</b>	<b>9</b>

**HEATH ALAN DONICA**

**RHP**

**Born:** Corsicana, Texas, May 20, 1994; **Home:** Corsicana, Texas  
**Bats:** Right; **Throws:** Right; **Height:** 6-1; **Weight:** 205  
**Obtained:** Selected in the 21<sup>st</sup> round of the 2017 First Year Player Draft

Graduated from Corsicana HS (TX)...named Southland Conference Tournament MVP during his junior year at Sam Houston State...signed by Steve Cohen...missed 2018 due to injury.

Year	Club	W	L	ERA	G	GS	CG	SHO	SV	IP	H	R	ER	HR	HB	BB	IBB	SO	WP	BK
2017	AZL A's (R)	2	1	5.79	13	1	0	0	0	23.1	26	17	15	1	2	5	1	35	4	0
	Vermont (A)	0	0	0.00	3	0	0	0	1	6.2	5	0	0	0	0	0	0	4	0	0
2018	Injured – Did Not Play																			
<b>Minor League Totals</b>		<b>2</b>	<b>1</b>	<b>4.50</b>	<b>16</b>	<b>1</b>	<b>0</b>	<b>0</b>	<b>1</b>	<b>30.0</b>	<b>31</b>	<b>17</b>	<b>15</b>	<b>1</b>	<b>2</b>	<b>5</b>	<b>1</b>	<b>39</b>	<b>4</b>	<b>0</b>

**ANGEL ALBERTO DUNO (RODRIGUEZ)**

**RHP**

**Born:** Anaco, Venezuela, January 10, 1994; **Home:** Anaco, Venezuela  
**Bats:** Right; **Throws:** Right; **Height:** 5-10; **Weight:** 218  
**Obtained:** Signed as a non-drafted free agent, December 9, 2011

Signed by Julio Franco and Andri Garcia...in 2016, finished fifth among A's farmhands in ERA and was named a Midwest League Midseason All-Star...ranked fifth among A's farmhands in strikeouts (126), tied for fifth in wins (8), and fourth in innings pitched (140) in 2017...led the organization in saves (15) in 2018.

Year	Club	W	L	ERA	G	GS	CG	SHO	SV	IP	H	R	ER	HR	HB	BB	IBB	SO	WP	BK
2012	DSL A's (R)	2	1	1.82	19	2	0	0	4	39.2	36	12	8	0	1	15	0	26	2	0
2013	DSL A's (R)	3	4	3.19	15	12	0	0	0	73.1	76	36	26	2	11	15	0	52	9	0
2014	DSL A's (R)	3	2	1.82	15	15	0	0	0	84.0	81	30	17	2	5	14	0	63	4	1
2015	AZL A's (R)	4	2	2.93	8	7	0	0	0	40.0	42	15	13	1	4	3	0	35	0	1
	Vermont (A)	0	3	5.59	6	6	0	0	0	29.0	42	22	18	2	1	1	0	18	0	1
2016	Beloit (A)	7	7	2.68	24	20	0	0	0	121.0	130	43	36	7	3	16	0	76	5	1
2017	Stockton (A)	8	9	5.40	29	22	0	0	0	140.0	187	96	84	25	10	26	2	126	7	3
2018	Stockton (A)	5	4	2.62	48	0	0	0	15	65.1	63	21	19	4	2	17	2	66	6	0
<b>Minor League Totals</b>		<b>32</b>	<b>32</b>	<b>3.36</b>	<b>164</b>	<b>84</b>	<b>0</b>	<b>0</b>	<b>19</b>	<b>592.1</b>	<b>657</b>	<b>275</b>	<b>221</b>	<b>43</b>	<b>37</b>	<b>107</b>	<b>4</b>	<b>462</b>	<b>33</b>	<b>7</b>

**JEREMY AUSTIN EIERMAN**

**IF**

**Born:** Sedalia, Missouri, September 10, 1996; **Home:** Warsaw, Missouri  
**Bats:** Right; **Throws:** Right; **Height:** 6-0; **Weight:** 205  
**Obtained:** Selected in the second round of the 2018 First-Year Player Draft

Signed out of Missouri State University by Albert Skorupa.

Year	Club	AVG.	G	AB	R	H	2B	3B	HR	RBI	SH	SF	HP	BB	SO	SB	CS	SLG	OBP	E
2018	Vermont (A)	.235	62	247	36	58	8	2	8	26	2	1	4	13	70	10	4	.381	.283	15
<b>Minor League Totals</b>		<b>.235</b>	<b>62</b>	<b>247</b>	<b>36</b>	<b>58</b>	<b>8</b>	<b>2</b>	<b>8</b>	<b>26</b>	<b>2</b>	<b>1</b>	<b>4</b>	<b>13</b>	<b>70</b>	<b>10</b>	<b>4</b>	<b>.381</b>	<b>.283</b>	<b>15</b>

**ZACHARY SCOTT ERWIN**

**LHP**

Goes by "Zack"

**Born:** Park Ridge, Illinois, January 24, 1994; **Home:** Duluth, Georgia  
**Bats:** Left; **Throws:** Left; **Height:** 6-5; **Weight:** 187

**Obtained:** Acquired from Chicago (AL) with J.B. Wendelken for Brett Lawrie, December 9, 2015

Graduated from Duluth HS (GA)...played collegiately at Clemson...drafted by Chicago (AL) in the fourth round of the 2015 draft...finished 2018 tied for seventh in the organization in wins (8), 10<sup>th</sup> in strikeouts (108), and eighth in innings pitched (135.2).

PLAYER DEVELOPMENT

**Organizational Players, continued**

Year	Club	W	L	ERA	G	GS	CG	SHO	SV	IP	H	R	ER	HR	HB	BB	IBB	SO	WP	BK
2015	Great Falls (R)	2	0	0.84	8	4	0	0	0	21.1	17	5	2	0	0	3	0	15	2	0
	Kannapolis (A)	0	2	1.89	7	3	0	0	0	19.0	15	5	4	0	1	4	0	15	3	0
2016	Beloit (A)	1	0	5.40	5	4	0	0	0	18.1	25	11	11	4	0	3	0	16	0	0
	Stockton (A)	3	10	6.53	18	16	0	0	0	80.0	109	70	58	11	5	32	2	58	11	0
2017	Beloit (A)	6	4	2.08	19	19	0	0	0	95.1	74	30	22	4	1	29	0	91	3	0
2018	Stockton (A)	8	11	5.44	25	25	0	0	0	135.2	172	84	82	15	8	36	1	108	2	0
<b>Minor League Totals</b>		<b>20</b>	<b>27</b>	<b>4.36</b>	<b>82</b>	<b>71</b>	<b>0</b>	<b>0</b>	<b>0</b>	<b>369.2</b>	<b>412</b>	<b>205</b>	<b>179</b>	<b>34</b>	<b>15</b>	<b>107</b>	<b>3</b>	<b>303</b>	<b>21</b>	<b>0</b>

**CALEB WESLEY EVANS**

**RHP**

**Born:** Salisbury, Maryland, March 4, 1995; **Home:** Ewell, Maryland

**Bats:** Right; **Throws:** Right; **Height:** 6-7; **Weight:** 227

**Obtained:** Selected in the 32<sup>nd</sup> round of the 2017 First Year Player Draft

Graduated from Crisfield High School (MD)...signed by Dillon Tung.

Year	Club	W	L	ERA	G	GS	CG	SHO	SV	IP	H	R	ER	HR	HB	BB	IBB	SO	WP	BK
2017	AZL A's (R)	0	1	2.61	13	0	0	0	2	20.2	18	6	6	1	1	9	0	25	6	0
2018	AZL A's (R)	1	0	1.56	11	1	0	0	2	17.1	15	4	3	0	0	7	0	22	5	0
	Vermont (A)	1	1	8.64	5	1	0	0	0	8.1	13	8	8	1	1	9	0	9	4	0
<b>Minor League Totals</b>		<b>2</b>	<b>2</b>	<b>3.30</b>	<b>29</b>	<b>2</b>	<b>0</b>	<b>0</b>	<b>4</b>	<b>46.1</b>	<b>46</b>	<b>18</b>	<b>17</b>	<b>2</b>	<b>2</b>	<b>25</b>	<b>0</b>	<b>56</b>	<b>15</b>	<b>0</b>

**LOGAN ROBERT FARRAR**

**OF**

**Born:** Boston, Massachusetts, April 16, 1995; **Home:** Woodbridge, Virginia

**Bats:** Left; **Throws:** Right; **Height:** 5-10; **Weight:** 225

**Obtained:** Selected in the 36<sup>th</sup> round of the 2017 First-Year Player Draft

Signed out of Virginia Commonwealth University by A's scout Dillon Tung.

Year	Club	AVG.	G	AB	R	H	2B	3B	HR	RBI	SH	SF	HP	BB	SO	SB	CS	SLG	OBP	E
2017	AZL A's (R)	.486	9	35	10	17	6	1	1	6	0	0	1	5	5	0	0	.800	.561	0
	Vermont (A)	.313	47	179	27	56	13	0	3	26	1	1	7	14	33	5	0	.436	.413	1
2018	Beloit (A)	.235	117	421	50	99	14	5	12	57	0	5	7	45	102	2	1	.378	.316	5
<b>Minor League Totals</b>		<b>.271</b>	<b>173</b>	<b>635</b>	<b>87</b>	<b>172</b>	<b>33</b>	<b>6</b>	<b>16</b>	<b>89</b>	<b>1</b>	<b>6</b>	<b>15</b>	<b>64</b>	<b>140</b>	<b>7</b>	<b>1</b>	<b>.417</b>	<b>.349</b>	<b>6</b>

**BRADEN GREGORY FEIGL**

**RHP**

Goes by "Brady"

**Born:** St. Louis, Missouri, November 27, 1995; **Home:** Naperville, Illinois

**Bats:** Right; **Throws:** Right; **Height:** 6-4; **Weight:** 235

**Obtained:** Selected in the fifth round of the 2018 First-Year Player Draft

Signed out of the University of Mississippi by Kelcey Mucker...was selected in the 35<sup>th</sup> round of the 2017 First-Year Player Draft by Los Angeles-AL, but did not sign.

Year	Club	W	L	ERA	G	GS	CG	SHO	SV	IP	H	R	ER	HR	HB	BB	IBB	SO	WP	BK
2018	Vermont (A)	1	1	1.35	8	5	0	0	0	20.0	6	3	3	0	1	7	1	27	0	0
	Beloit (A)	0	1	3.00	3	3	0	0	0	6.0	5	2	2	1	0	1	0	7	1	0
<b>Minor League Totals</b>		<b>1</b>	<b>2</b>	<b>1.73</b>	<b>11</b>	<b>8</b>	<b>0</b>	<b>0</b>	<b>0</b>	<b>26.0</b>	<b>11</b>	<b>5</b>	<b>5</b>	<b>1</b>	<b>1</b>	<b>8</b>	<b>1</b>	<b>34</b>	<b>1</b>	<b>0</b>

**DEVIN BRYAN DAVID FOYLE**

**OF**

**Born:** Scottsdale, Arizona, November 18, 1996; **Home:** Fountain Hills, Arizona

**Bats:** Both; **Throws:** Left; **Height:** 6-2; **Weight:** 185

**Obtained:** Selected in the 17<sup>th</sup> round of the 2018 First-Year Player Draft

Signed out of the University of Kansas by Albert Skorupa.

Year	Club	AVG.	G	AB	R	H	2B	3B	HR	RBI	SH	SF	HP	BB	SO	SB	CS	SLG	OBP	E
2018	Vermont (A)	.169	49	142	21	24	5	1	0	12	2	3	2	21	44	11	1	.218	.280	1
<b>Minor League Totals</b>		<b>.169</b>	<b>49</b>	<b>142</b>	<b>21</b>	<b>24</b>	<b>5</b>	<b>1</b>	<b>0</b>	<b>12</b>	<b>2</b>	<b>3</b>	<b>2</b>	<b>21</b>	<b>44</b>	<b>11</b>	<b>1</b>	<b>.218</b>	<b>.280</b>	<b>1</b>

**Born:** San Diego, California, January 22, 1992; **Home:** San Clemente, California

**Bats:** Right; **Throws:** Right; **Height:** 6-0; **Weight:** 203

**Obtained:** Selected in the seventh round of the 2015 First-Year Player Draft

Graduated from San Clemente HS (CA)...played collegiately at Long Beach State from 2011-15...signed by Craig Conklin...in 2016, finished fourth among A's minor leaguers in innings pitched (153.0) and fifth in strikeouts (119)...was named Midwest League Pitcher of the Week for the week of May 23-29, 2016)...finished 2018 tied for seventh in the organization in wins (8), and ninth in strikeouts (109) and innings pitched (134.1).

Year	Club	W	L	ERA	G	GS	CG	SHO	SV	IP	H	R	ER	HR	HB	BB	IBB	SO	WP	BK
2015	Vermont (A)	1	3	4.50	14	11	0	0	0	36.0	32	22	18	2	2	13	0	19	1	0
2016	Beloit (A)	3	2	1.25	10	8	0	0	0	50.1	38	10	7	2	5	6	0	31	0	0
	Stockton (A)	3	7	4.29	18	18	0	0	0	100.2	109	54	48	10	2	10	0	86	9	0
	Midland (AA)	0	0	9.00	1	0	0	0	0	2.0	4	2	2	0	0	0	0	2	0	0
2017	Stockton (A)	2	2	2.98	16	4	0	0	1	54.1	44	22	18	7	6	12	0	42	1	0
	Midland (AA)	1	4	6.00	18	3	0	0	1	51.0	58	38	34	7	9	17	2	36	0	1
2018	Stockton (A)	2	2	3.27	9	9	0	0	0	52.1	49	20	19	6	5	17	0	48	0	1
	Midland (AA)	6	5	5.66	15	14	0	0	0	76.1	90	54	48	13	7	23	0	60	2	0
	Nashville (AAA)	0	1	3.18	1	1	0	0	0	5.2	4	2	2	0	0	1	0	1	0	0
<b>Minor League Totals</b>		<b>18</b>	<b>26</b>	<b>4.12</b>	<b>102</b>	<b>68</b>	<b>0</b>	<b>0</b>	<b>2</b>	<b>428.2</b>	<b>428</b>	<b>224</b>	<b>196</b>	<b>47</b>	<b>36</b>	<b>99</b>	<b>2</b>	<b>325</b>	<b>13</b>	<b>2</b>

## WILLIAM EDWARD GILBERT

RHP

Goes by "Will"

**Born:** Atlanta, Georgia, February 9, 1994; **Home:** Morrisville, North Carolina

**Bats:** Left; **Throws:** Left; **Height:** 5-11; **Weight:** 174

**Obtained:** Selected in the eighth round of the 2016 First-Year Player Draft

Graduated from Green Hope HS (CA)...played four years of college baseball at North Carolina State...signed by Neil Avent.

Year	Club	W	L	ERA	G	GS	CG	SHO	SV	IP	H	R	ER	HR	HB	BB	IBB	SO	WP	BK
2016	Vermont (A)	2	2	2.81	15	0	0	0	1	25.2	18	8	8	0	2	12	0	31	2	0
2017	Beloit (A)	2	0	1.04	6	0	0	0	0	8.2	7	2	1	0	0	1	0	6	1	0
	Stockton (A)	1	1	6.86	9	0	0	0	0	19.2	23	16	15	2	0	9	0	14	3	0
2018	Stockton (A)	4	4	2.71	38	0	0	0	1	63.0	51	24	19	2	5	20	3	62	2	0
<b>Minor League Totals</b>		<b>9</b>	<b>7</b>	<b>3.85</b>	<b>68</b>	<b>0</b>	<b>0</b>	<b>0</b>	<b>2</b>	<b>117.0</b>	<b>99</b>	<b>24</b>	<b>43</b>	<b>4</b>	<b>5</b>	<b>20</b>	<b>3</b>	<b>113</b>	<b>8</b>	<b>0</b>

## COOPER JOHN GOLDBY

C

**Born:** Mesa, Arizona, January 18, 1995; **Home:** Yuba City, California

**Bats:** Right; **Throws:** Right; **Height:** 5-10; **Weight:** 190

**Obtained:** Selected in the 35<sup>th</sup> round of the 2017 First Year Player Draft

Graduated from Yuba City HS (CA)...played collegiately at Lewis-Clark State College in Lewiston, Idaho...signed by Jim Coffman...missed most of 2018 due to injury.

Year	Club	AVG.	G	AB	R	H	2B	3B	HR	RBI	SH	SF	HP	BB	SO	SB	CS	SLG	OBP	E
2017	AZL A's (R)	.189	22	53	8	10	1	0	0	3	1	0	4	10	24	0	0	.208	.358	3
2018	Vermont (A)	.000	1	1	0	0	0	0	0	0	0	0	0	0	0	0	0	.000	.000	0
	Nashville (AAA)	.500	1	2	1	1	1	0	2	0	0	0	0	0	0	0	0	1.000	.500	0
<b>Minor League Totals</b>		<b>.196</b>	<b>24</b>	<b>56</b>	<b>9</b>	<b>11</b>	<b>2</b>	<b>0</b>	<b>0</b>	<b>5</b>	<b>1</b>	<b>0</b>	<b>4</b>	<b>10</b>	<b>24</b>	<b>0</b>	<b>0</b>	<b>.232</b>	<b>.357</b>	<b>3</b>

## JASON GOLDSTEIN

C

**Born:** Chicago, Illinois, March 9, 1994; **Home:** Chicago, Illinois

**Bats:** Right; **Throws:** Right; **Height:** 5-11; **Weight:** 198

**Obtained:** Acquired in a trade with the Seattle Mariners for Dillon Overton on January 26, 2017.

Selected in the ninth round of the 2016 First-Year Player Draft by Seattle...also drafted in the 17<sup>th</sup> round in 2015 by Los Angeles-AL, but did not sign.

## Organizational Players, continued

Year	Club	AVG.	G	AB	R	H	2B	3B	HR	RBI	SH	SF	HP	BB	SO	SB	CS	SLG	OBP	E
2016	AZL Mariners (R)	.400	5	10	2	4	0	0	0	1	0	0	0	2	0	0	0	.400	.400	0
	Everett (A)	.255	14	51	5	13	2	0	0	5	1	1	0	5	7	1	0	.294	.316	0
2017	Beloit (A)	.203	72	241	23	49	9	0	3	21	1	3	4	21	42	0	0	.278	.275	3
2018	Stockton (A)	.300	14	50	5	15	5	0	1	5	0	0	0	3	10	0	0	.460	.340	0
	Midland (AA)	.164	16	55	5	9	2	0	1	2	1	0	1	3	19	0	0	.255	.220	2
	Nashville (AAA)	---	1	0	1	0	0	0	0	0	0	0	0	1	0	0	0	---	1.000	0
<b>Minor League Totals</b>		<b>.221</b>	<b>122</b>	<b>407</b>	<b>41</b>	<b>90</b>	<b>18</b>	<b>0</b>	<b>5</b>	<b>34</b>	<b>3</b>	<b>4</b>	<b>5</b>	<b>33</b>	<b>80</b>	<b>1</b>	<b>0</b>	<b>.302</b>	<b>.587</b>	<b>5</b>

### YHOELNYS JOSE GONZALEZ (MORENO)

OF

**Born:** Caracas, Venezuela, October 30, 1996; **Home:** Caracas, Venezuela

**Bats:** Right; **Throws:** Right; **Height:** 6-0; **Weight:** 170

**Obtained:** Signed as a free agent to a minor league contract on July 25, 2013

Signed by Oswaldo Torres.

Year	Club	AVG.	G	AB	R	H	2B	3B	HR	RBI	SH	SF	HP	BB	SO	SB	CS	SLG	OBP	E
2014	DSL A's (R)	.140	64	179	20	25	7	2	1	12	2	3	1	20	56	15	2	.218	.227	4
2015	DSL A's (R)	.215	69	228	31	49	10	4	1	14	5	1	1	28	89	24	9	.307	.302	3
2016	DSL A's (R)	.230	56	161	18	37	2	4	0	18	4	2	0	23	45	20	5	.292	.323	4
2017	DSL A's (R)	.279	65	190	38	53	8	1	0	19	4	3	5	31	40	26	7	.332	.389	2
2018	AZL A's (R)	.242	41	91	15	22	1	0	0	8	2	0	0	12	27	9	0	.253	.330	2
<b>Minor League Totals</b>		<b>.219</b>	<b>295</b>	<b>849</b>	<b>122</b>	<b>186</b>	<b>28</b>	<b>11</b>	<b>2</b>	<b>71</b>	<b>17</b>	<b>9</b>	<b>7</b>	<b>114</b>	<b>257</b>	<b>94</b>	<b>23</b>	<b>.285</b>	<b>.314</b>	<b>15</b>

### JORGE ENRIQUE GORDON (VENEGAS)

C

**Born:** Panamá, Panama; **Home:** Panamá, Panama

**Bats:** Right; **Throws:** Right; **Height:** 5-10; **Weight:** 200

**Obtained:** Signed as a free agent to a minor league contract on July 6, 2014

Signed by Juan Mosquera.

Year	Club	AVG.	G	AB	R	H	2B	3B	HR	RBI	SH	SF	HP	BB	SO	SB	CS	SLG	OBP	E
2015	DSL A's (R)	.252	56	206	12	52	9	2	0	23	3	5	1	12	33	2	5	.290	.316	7
2016	DSL A's (R)	.153	38	118	9	18	3	0	0	4	0	1	0	15	19	1	1	.246	.178	2
2017	DSL A's (R)	.250	41	120	8	30	2	0	0	15	1	1	1	8	17	5	2	.300	.267	3
2018	AZL A's (R)	.186	24	59	7	11	1	1	0	4	0	2	0	9	14	0	1	.237	.286	4
<b>Minor League Totals</b>		<b>.221</b>	<b>159</b>	<b>503</b>	<b>36</b>	<b>111</b>	<b>15</b>	<b>3</b>	<b>0</b>	<b>46</b>	<b>4</b>	<b>9</b>	<b>2</b>	<b>44</b>	<b>83</b>	<b>8</b>	<b>9</b>	<b>.262</b>	<b>.281</b>	<b>16</b>

### JOHN FRANCIS GORMAN III

RHP

**Born:** Newton, Massachusetts, February 19, 1992; **Home:** Norwood, Massachusetts

**Bats:** Right; **Throws:** Right; **Height:** 6-1; **Weight:** 235

**Obtained:** Selected in the 31<sup>st</sup> round of the 2015 First-Year Player Draft

Graduated from Catholic Memorial HS (MA)...named Massachusetts Gatorade Player of the Year as a senior... played collegiately at Boston College...previously drafted in the 50<sup>th</sup> round of the 2011 draft by Boston but did not sign...signed by Ron Vaughn...missed the 2016 season with a right shoulder injury.

Year	Club	W	L	ERA	G	GS	CG	SHO	SV	IP	H	R	ER	HR	HB	BB	IBB	SO	WP	BK	
2015	AZL A's (R)	0	0	0.00	2	0	0	0	0	2.0	0	0	0	0	0	0	0	0	0	0	
	Vermont (A)	2	2	5.40	13	0	0	0	1	18.1	18	12	11	0	0	13	4	21	3	1	
2016		DNP - injury																			
2017	Vermont (A)	0	0	1.80	2	0	0	0	0	5.0	3	1	1	0	0	0	0	8	0	0	
	Beloit (A)	1	0	0.93	13	0	0	0	2	19.1	8	2	2	1	0	1	0	24	2	0	
	Stockton (A)	0	0	6.00	4	0	0	0	0	6.0	7	4	4	1	1	2	0	4	0	0	
2018	Midland (AA)	3	3	2.78	42	0	0	0	2	64.2	55	25	20	7	3	15	3	47	4	1	
<b>Minor League Totals</b>		<b>6</b>	<b>5</b>	<b>2.97</b>	<b>76</b>	<b>0</b>	<b>0</b>	<b>0</b>	<b>5</b>	<b>115.1</b>	<b>91</b>	<b>44</b>	<b>38</b>	<b>9</b>	<b>4</b>	<b>31</b>	<b>7</b>	<b>104</b>	<b>9</b>	<b>2</b>	

### RYAN MCQUILLEN GRIDLEY

INF

**Born:** Pittsburgh, Pennsylvania, May 4, 1995; **Home:** Milton, Georgia

**Bats:** Right; **Throws:** Right; **Height:** 5-8; **Weight:** 177

**Obtained:** Selected in the 11<sup>th</sup> round of the 2017 First Year Player Draft

Graduated from Milton HS (GA)...signed by Kelcey Mucker...was First Team All-SEC during his senior year at Mississippi State...had exactly 25 runs, 24 RBI, and 28 walks in each of his first two pro seasons.

Year	Club	AVG.	G	AB	R	H	2B	3B	HR	RBI	SH	SF	HP	BB	SO	SB	CS	SLG	OBP	E
2017	Vermont (A)	.262	56	210	25	55	12	0	1	24	3	2	4	28	33	6	2	.333	.357	5
2018	Beloit (A)	.269	68	227	25	61	10	1	3	24	1	1	4	28	46	3	5	.361	.358	7
<b>Minor League Totals</b>		<b>.265</b>	<b>124</b>	<b>437</b>	<b>50</b>	<b>116</b>	<b>22</b>	<b>1</b>	<b>4</b>	<b>48</b>	<b>4</b>	<b>3</b>	<b>8</b>	<b>56</b>	<b>79</b>	<b>9</b>	<b>7</b>	<b>.348</b>	<b>.357</b>	<b>12</b>

**JAMESON CHANDLER HANNAH** **OF**

**Born:** Milwaukee, Wisconsin, August 10, 1997; **Home:** Flower Mound, Texas  
**Bats:** Left; **Throws:** Left; **Height:** 5-9; **Weight:** 190  
**Obtained:** Selected in the second round of the 2018 First-Year Player Draft

Signed out of Dallas Baptist University by Chris Reilly.

Year	Club	AVG.	G	AB	R	H	2B	3B	HR	RBI	SH	SF	HP	BB	SO	SB	CS	SLG	OBP	E
2018	Vermont (A)	.279	23	86	14	24	4	1	1	10	0	0	0	9	24	6	0	.384	.347	0
<b>Minor League Totals</b>		<b>.279</b>	<b>23</b>	<b>86</b>	<b>14</b>	<b>24</b>	<b>4</b>	<b>1</b>	<b>1</b>	<b>10</b>	<b>0</b>	<b>0</b>	<b>0</b>	<b>9</b>	<b>24</b>	<b>6</b>	<b>0</b>	<b>.384</b>	<b>.347</b>	<b>0</b>

**HUNTER RANDOLPH HARGROVE** **IF**

**Born:** Arlington, Texas, September 9, 1994; **Home:** Mansfield, Texas  
**Bats:** Right; **Throws:** Right; **Height:** 5-10; **Weight:** 208  
**Obtained:** Selected in the 25<sup>th</sup> round of the 2017 First Year Player Draft

Graduated from Mansfield HS (TX)...played every position on the field in high school...signed by Chris Reilly... finished 2018 fifth in the organization in average (.290), tied for sixth in hits (136) and sixth in RBI (68).

Year	Club	AVG.	G	AB	R	H	2B	3B	HR	RBI	SH	SF	HP	BB	SO	SB	CS	SLG	OBP	E
2017	AZL A's (R)	.299	17	67	6	20	8	0	0	13	0	0	2	4	11	1	0	.418	.356	0
	Vermont (A)	.237	20	76	4	18	3	0	1	7	0	0	0	3	15	0	0	.316	.266	0
2018	Beloit (A)	.290	126	469	59	136	28	0	9	68	2	6	11	37	61	1	0	.407	.352	7
<b>Minor League Totals</b>		<b>.284</b>	<b>163</b>	<b>612</b>	<b>69</b>	<b>174</b>	<b>39</b>	<b>0</b>	<b>10</b>	<b>88</b>	<b>2</b>	<b>6</b>	<b>13</b>	<b>44</b>	<b>87</b>	<b>2</b>	<b>0</b>	<b>.397</b>	<b>.342</b>	<b>7</b>

**HOGAN ANTHONY HARRIS** **LHP**

**Born:** Lafayette, Louisiana, December 26, 1996; **Home:** Lafayette, Louisiana  
**Bats:** Right; **Throws:** Left; **Height:** 6-1; **Weight:** 230  
**Obtained:** Selected in the third round of the 2018 First-Year Player Draft

Signed out of the University of Louisiana at Lafayette by Kelcey Mucker...missed all of 2018 due to injury.

Year	Club	W	L	ERA	G	GS	CG	SHO	SV	IP	H	R	ER	HR	HB	BB	IBB	SO	WP	BK	
2018																					
<b>Minor League Totals</b>		DNP – Injury																			

**NICHOLAS DAURIO HIGHBERGER** **RHP**

Goes by "Nick"  
**Born:** Charlotte, North Carolina, November 4, 1993; **Home:** Rye, Colorado  
**Bats:** Right; **Throws:** Right; **Height:** 5-11; **Weight:** 200  
**Obtained:** Selected in the 30<sup>th</sup> round of the 2016 First-Year Player Draft

Graduated from Rye HS (CO)...attended Creighton University, where he went 12-3 with a 2.84 ERA during his four-year career...signed by Al Skrupa.

Year	Club	W	L	ERA	G	GS	CG	SHO	SV	IP	H	R	ER	HR	HB	BB	IBB	SO	WP	BK
2016	AZL A's (R)	2	2	3.38	17	0	0	0	3	26.2	33	15	10	1	1	7	0	18	5	0
	Stockton (A)	1	0	0.00	2	0	0	0	0	4.0	2	0	0	0	1	2	0	3	0	0
2017	Beloit (A)	1	1	6.60	10	0	0	0	1	15.0	21	16	11	2	1	4	0	10	0	1
2018	Beloit (A)	6	3	3.35	34	0	0	0	6	48.1	42	27	18	4	5	25	0	41	4	0
<b>Minor League Totals</b>		<b>10</b>	<b>6</b>	<b>3.73</b>	<b>63</b>	<b>0</b>	<b>0</b>	<b>0</b>	<b>10</b>	<b>94.0</b>	<b>998</b>	<b>58</b>	<b>39</b>	<b>7</b>	<b>8</b>	<b>38</b>	<b>0</b>	<b>72</b>	<b>9</b>	<b>1</b>

**BRIAN EDWARD HOWARD** **RHP**

**Born:** St. Louis, Missouri, April 25, 1995; **Home:** St. Louis, Missouri  
**Bats:** Right; **Throws:** Right; **Height:** 6-9; **Weight:** 213  
**Obtained:** Selected in the eighth round of the 2017 First Year Player Draft

PLAYER DEVELOPMENT

## Organizational Players, continued

Graduated from St. Louis University HS (MO)...signed by Chris Reilly...finished 2018 fourth in the organization in ERA (2.91), second in wins (11), third in strikeouts (140), and seventh in innings pitched (139.1).

Year	Club	W	L	ERA	G	GS	CG	SHO	SV	IP	H	R	ER	HR	HB	BB	IBB	SO	WP	BK
2017	Vermont (A)	2	1	1.15	11	6	0	0	1	31.1	22	5	4	0	0	1	0	29	1	0
2018	Stockton (A)	7	3	2.38	12	11	0	0	0	72.0	53	21	19	9	2	14	1	77	2	0
	Midland (AA)	4	4	3.48	12	12	0	0	0	67.1	65	36	26	7	1	23	0	63	8	1
<b>Minor League Totals</b>		<b>13</b>	<b>8</b>	<b>2.58</b>	<b>35</b>	<b>29</b>	<b>0</b>	<b>0</b>	<b>1</b>	<b>170.2</b>	<b>140</b>	<b>62</b>	<b>49</b>	<b>16</b>	<b>3</b>	<b>38</b>	<b>1</b>	<b>169</b>	<b>11</b>	<b>1</b>

### JHENDERSON JESUS HURTADO (MOLINA)

LHP

**Born:** Maracay, Venezuela, March 28, 1996; **Home:** Merida, Venezuela

**Bats:** Left; **Throws:** Left; **Height:** 5-11; **Weight:** 213

**Obtained:** Signed as a free agent to a minor league deal on February 1, 2013

Signed by Juan Villanueva.

Year	Club	W	L	ERA	G	GS	CG	SHO	SV	IP	H	R	ER	HR	HB	BB	IBB	SO	WP	BK
2014	DSL A's (R)	1	2	3.45	13	7	0	0	0	44.1	49	27	17	1	2	25	0	43	21	0
2015	DSL A's (R)	3	2	4.31	15	8	0	0	0	62.2	45	32	30	1	14	30	0	53	13	1
2016	DSL A's (R)	3	2	3.16	14	10	0	0	0	62.2	53	32	22	0	10	23	1	51	13	0
2017	AZL A's (R)	3	0	2.35	10	1	0	0	1	30.2	28	12	8	0	3	13	0	29	5	0
	Vermont (A)	1	0	3.77	5	1	0	0	0	14.1	11	6	6	1	2	4	0	15	1	1
	Beloit (A)	0	1	6.75	1	0	0	0	0	2.2	4	2	2	0	1	2	0	2	0	0
2018	Vermont (A)	2	2	2.86	9	7	0	0	0	44.0	34	14	14	2	10	13	0	45	10	0
	Beloit (A)	0	2	6.10	5	3	0	0	0	20.2	18	17	14	4	0	13	0	20	2	1
<b>Minor League Totals</b>		<b>13</b>	<b>11</b>	<b>3.61</b>	<b>72</b>	<b>37</b>	<b>0</b>	<b>0</b>	<b>1</b>	<b>282.0</b>	<b>242</b>	<b>142</b>	<b>113</b>	<b>9</b>	<b>42</b>	<b>123</b>	<b>1</b>	<b>258</b>	<b>65</b>	<b>3</b>

### ANGELO OSMAR INFANTE

RHP

**Born:** Maracaibo, Venezuela, April 16, 1999; **Home:** Maracaibo, Venezuela

**Bats:** Right; **Throws:** Right; **Height:** 6-1; **Weight:** 175

**Obtained:** Signed as a free agent to a minor league deal on October 12, 2015.

Signed by Ruben Barradas.

Year	Club	W	L	ERA	G	GS	CG	SHO	SV	IP	H	R	ER	HR	HB	BB	IBB	SO	WP	BK
2016	DSL A's (R)	3	1	2.12	18	0	0	0	2	34.0	34	9	8	1	2	4	1	22	2	0
2017	DSL A's (R)	3	1	1.06	14	9	1	0	0	67.2	59	11	8	0	6	5	0	54	0	0
2018	AZL A's (R)	4	3	3.12	9	5	0	0	0	43.1	40	15	15	0	2	9	0	37	4	1
<b>Minor League Totals</b>		<b>10</b>	<b>5</b>	<b>1.92</b>	<b>41</b>	<b>14</b>	<b>1</b>	<b>0</b>	<b>2</b>	<b>145.0</b>	<b>133</b>	<b>35</b>	<b>31</b>	<b>1</b>	<b>10</b>	<b>18</b>	<b>1</b>	<b>113</b>	<b>6</b>	<b>1</b>

### DAULTON COMPTON JEFFERIES

RHP

**Born:** Merced, California, August 2, 1995; **Home:** Atwater, California

**Bats:** Left; **Throws:** Right; **Height:** 6-0; **Weight:** 182

**Obtained:** Selected in Competitive Balance Lottery Round A of the 2016 First-Year Player Draft

Graduated from Buhach Colony High School in Atwater, CA...tossed 221.1 innings in three years at Cal, where he finished 15-13 with a 2.72 ERA in his career...went 7-0 with a 1.08 ERA as a junior in 2016...was First Team All-Pac 12 as a sophomore but was limited to just 50.0 innings pitched his junior year due to calf and shoulder injuries...signed by Jermaine Clark...missed most of the 2017 and 2018 seasons due to injury.

Year	Club	W	L	ERA	G	GS	CG	SHO	SV	IP	H	R	ER	HR	HB	BB	IBB	SO	WP	BK
2016	AZL A's (R)	0	0	2.38	5	5	0	0	0	11.1	11	3	3	0	0	2	0	17	0	0
2017	Stockton (A)	0	0	2.57	2	1	0	0	0	7.0	7	6	2	0	0	1	0	6	0	0
2018	AZL A's (R)	0	0	0.00	1	1	0	0	0	2.0	1	0	0	0	0	0	0	5	0	0
<b>Minor League Totals</b>		<b>0</b>	<b>0</b>	<b>2.21</b>	<b>9</b>	<b>7</b>	<b>0</b>	<b>0</b>	<b>0</b>	<b>20.1</b>	<b>19</b>	<b>9</b>	<b>5</b>	<b>0</b>	<b>0</b>	<b>3</b>	<b>0</b>	<b>28</b>	<b>0</b>	<b>0</b>

### ALONZO EARL JONES JR.

OF

**Born:** Columbus, Georgia, February 24, 1997; **Home:** Columbus, Georgia

**Bats:** Both; **Throws:** Right; **Height:** 5-10; **Weight:** 195

**Obtained:** Selected in the 25<sup>th</sup> round of the 2018 First-Year Player Draft

Signed out of Vanderbilt by Anthony Aliosi III.

Year	Club	AVG.	G	AB	R	H	2B	3B	HR	RBI	SH	SF	HP	BB	SO	SB	CS	SLG	OBP	E
2018	AZL A's (R)	.267	6	15	2	4	0	0	0	0	0	0	0	1	4	1	0	.267	.313	1
Minor League Totals		.267	6	15	2	4	0	0	0	0	0	0	0	1	4	1	0	.267	.313	1

### JOHN ROSS JONES

C

**Born:** Orlando, Florida, October 9, 1995; **Home:** Orlando, Florida  
**Bats:** Both; **Throws:** Right; **Height:** 5-11; **Weight:** 195  
**Obtained:** Selected in the 32<sup>nd</sup> round of the 2018 First-Year Player Draft

Signed out of North Greenville University by Neil Avent.

Year	Club	AVG.	G	AB	R	H	2B	3B	HR	RBI	SH	SF	HP	BB	SO	SB	CS	SLG	OBP	E
2018	AZL A's (R)	.333	31	69	13	23	6	0	0	14	1	3	1	24	11	3	0	.420	.495	4
Minor League Totals		.333	31	69	13	23	6	0	0	14	1	3	1	24	11	3	0	.420	.495	4

### MALIK MARQUISE JONES

RHP

**Born:** Milledgeville, Georgia, March 14, 1996; **Home:** Atlanta, Georgia  
**Bats:** Right; **Throws:** Right; **Height:** 6-0; **Weight:** 183  
**Obtained:** Selected in the 23<sup>rd</sup> round of the 2017 First Year Player Draft

Drafted out of Missouri Baptist College as a junior...signed by Al Skorupa.

Year	Club	W	L	ERA	G	GS	CG	SHO	SV	IP	H	R	ER	HR	HB	BB	IBB	SO	WP	BK
2017	AZL A's (R)	0	0	3.60	2	0	0	0	0	5.0	2	2	2	0	1	0	0	4	2	0
	Vermont (A)	1	2	3.29	11	1	0	0	0	13.2	10	6	5	0	1	11	0	15	4	0
2018	AZL A's (R)	1	0	4.44	16	0	0	0	0	24.1	22	14	12	0	3	17	0	26	5	0
Minor League Totals		2	2	3.98	29	1	0	0	0	43.0	34	22	19	0	5	28	0	45	11	0

### MITCHELL ANDREW JORDAN

RHP

**Born:** Orlando, Florida, April 10, 1995; **Home:** North Longwood, Florida  
**Bats:** Right; **Throws:** Right; **Height:** 6-1; **Weight:** 210  
**Obtained:** Selected in the 10<sup>th</sup> round of the 2016 First-Year Player Draft

Graduated from Lake Brantley HS (FL)...played collegiately at Stetson, where he was Second Team All-Atlantic Sun Conference as a sophomore...signed by Trevor Schaffer...finished 2018 second in the organization in ERA (2.67), tied for seventh in wins (8), and tied for third in complete games (1).

Year	Club	W	L	ERA	G	GS	CG	SHO	SV	IP	H	R	ER	HR	HB	BB	IBB	SO	WP	BK
2016	AZL A's (R)	1	1	3.08	12	11	0	0	0	38.0	39	14	13	2	4	8	0	33	2	0
	Stockton (A)	1	0	6.43	2	1	0	0	0	7.0	7	5	5	2	1	4	0	5	0	0
2017	Beloit (A)	2	10	5.78	25	7	0	0	1	76.1	97	52	49	12	1	31	1	66	7	0
2018	Beloit (A)	8	4	2.67	25	19	1	0	0	124.2	110	40	37	9	7	34	0	105	9	0
Minor League Totals		12	15	3.80	64	38	1	0	1	246.0	253	111	104	25	13	77	1	209	18	0

### RAFAEL ANTONIO KELLY

RHP

**Born:** Samana, Dominican Republic, June 9, 1997; **Home:** Samana, Dominican Republic  
**Bats:** Right; **Throws:** Right; **Height:** 6-2; **Weight:** 190  
**Obtained:** Signed as a free agent to a minor league contract on July 1, 2016

Signed by JC De La Cruz.

Year	Club	W	L	ERA	G	GS	CG	SHO	SV	IP	H	R	ER	HR	HB	BB	IBB	SO	WP	BK
2017	DSL A's (R)	4	1	2.53	10	6	0	0	0	42.2	28	16	12	1	4	10	0	47	3	0
	AZL A's (R)	1	2	2.38	6	2	0	0	0	22.2	20	9	6	1	0	2	0	23	2	0
2018	Vermont (A)	5	6	4.59	14	10	0	0	0	68.2	65	40	35	7	6	27	1	59	4	0
Minor League Totals		10	8	3.56	30	18	0	0	0	134.0	113	65	53	9	10	39	1	129	9	0

### CHRISTOPHER RYAN KOHLER

LHP

**Born:** Fontana, California, May 4, 1995; **Home:** Peoria, Arizona  
**Bats:** Left; **Throws:** Left; **Height:** 6-3; **Weight:** 210  
**Obtained:** Selected in the supplemental third round of the 2013 First-Year Player Draft

Graduated from Los Osos HS (CA) and was named Rawlings' third team All-American and first team All-Region teams as a senior...signed by Eric Martins...went 11-1 with a 2.24 ERA and five complete games his senior season...missed the 2014 season with an elbow injury and the 2016 season with a shoulder injury.

PLAYER DEVELOPMENT

**Organizational Players, continued**

Year	Club	W	L	ERA	G	GS	CG	SHO	SV	IP	H	R	ER	HR	HB	BB	IBB	SO	WP	BK
2013	AZL A's (R)	1	2	2.78	13	4	0	0	1	22.2	19	10	7	0	1	9	0	32	3	1
2014										(Injured — did not pitch)										
2015	Vermont (A)	2	3	4.66	11	6	0	0	0	38.2	40	21	20	2	6	10	0	37	3	0
2016										(Injured — did not pitch)										
2017	AZL A's (R)	4	3	4.01	14	10	0	0	0	42.2	44	27	19	4	3	12	0	24	4	1
2018	Vermont (A)	3	2	4.21	15	0	0	0	1	36.1	33	26	17	3	1	16	2	28	1	0
<b>Minor League Totals</b>		<b>10</b>	<b>10</b>	<b>4.04</b>	<b>53</b>	<b>20</b>	<b>0</b>	<b>0</b>	<b>2</b>	<b>140.1</b>	<b>136</b>	<b>84</b>	<b>63</b>	<b>9</b>	<b>11</b>	<b>47</b>	<b>2</b>	<b>121</b>	<b>11</b>	<b>2</b>

**PATRICK THOMAS KRALL**

**LHP**

Goes by "Pat"

**Born:** Dowington, Pennsylvania, August 27, 1994; **Home:** Marietta, Georgia

**Bats:** Left; **Throws:** Left; **Height:** 6-5; **Weight:** 225

**Obtained:** Selected in the 28<sup>th</sup> round of the 2017 First Year Player Draft

Graduated from Dowington West HS (PA)...transferred to Clemson after one season at Temple...logged a 2.89 ERA in three seasons with Clemson...signed by Neil Avent.

Year	Club	W	L	ERA	G	GS	CG	SHO	SV	IP	H	R	ER	HR	HB	BB	IBB	SO	WP	BK
2017	AZL A's (R)	3	5	3.18	16	0	0	0	1	28.1	34	16	10	0	1	3	2	23	0	0
2018	Stockton (A)	4	1	1.06	23	0	0	0	0	42.1	30	9	5	1	2	8	0	29	1	0
	Midland (AA)	0	0	7.2	3	0	0	0	0	5.0	8	4	4	0	0	2	0	3	0	0
<b>Minor League Totals</b>		<b>7</b>	<b>6</b>	<b>2.26</b>	<b>42</b>	<b>0</b>	<b>0</b>	<b>0</b>	<b>1</b>	<b>75.2</b>	<b>72</b>	<b>29</b>	<b>19</b>	<b>1</b>	<b>3</b>	<b>13</b>	<b>2</b>	<b>55</b>	<b>1</b>	<b>0</b>

**JESUS ALEJANDRO LAGE (SISO)**

**IF**

**Born:** Valencia, Venezuela, December 1, 1997; **Home:** Valencia, Venezuela

**Bats:** Switch; **Throws:** Right; **Height:** 6-0; **Weight:** 175

**Obtained:** Signed as a non-drafted free agent, July 4, 2014

Signed by JC De La Cruz, Amauris Reyes, and Pablo Marmol.

Year	Club	AVG	G	AB	R	H	2B	3B	HR	RBI	SH	SF	HP	BB	SO	SB	CS	SLG	OBP	E
2015	DSL A's (R)	.176	48	159	15	28	3	1	0	19	4	1	6	17	41	9	6	.209	.279	18
2016	AZL A's (R)	.172	32	116	20	20	4	2	0	11	2	0	3	13	42	4	1	.241	.273	14
	Vermont (A)	.333	3	9	1	3	0	0	0	0	0	0	0	4	2	0	.333	.333	2	
2017	Vermont (A)	.233	47	159	18	37	8	3	1	16	3	1	3	5	52	2	3	.340	.268	14
2018	Vermont (A)	.222	7	18	4	4	1	0	0	1	0	0	1	3	4	0	0	.278	.364	2
	Beloit (A)	.191	29	89	11	17	2	0	2	14	3	1	1	13	31	1	0	.281	.298	9
	Stockton (A)	.132	16	53	3	7	1	0	1	2	0	0	0	1	23	1	1	.208	.148	5
<b>Minor League Totals</b>		<b>.192</b>	<b>184</b>	<b>603</b>	<b>72</b>	<b>116</b>	<b>19</b>	<b>6</b>	<b>4</b>	<b>63</b>	<b>12</b>	<b>3</b>	<b>14</b>	<b>52</b>	<b>197</b>	<b>19</b>	<b>11</b>	<b>.264</b>	<b>.271</b>	<b>64</b>

**JAIMITO LEBRON (LORENZO)**

**RHP**

**Born:** Banica, Dominican Republic, October 20, 1996; **Home:** Santo Domingo, Dominican Republic

**Bats:** Right; **Throws:** Right; **Height:** 6-2; **Weight:** 206

**Obtained:** Selected in the 2017 minor league Rule 5 draft from San Diego.

Graduated from Dowington West HS (PA)...transferred to Clemson after one season at Temple...logged a 2.89 ERA in three seasons with Clemson.

Year	Club	W	L	ERA	G	GS	CG	SHO	SV	IP	H	R	ER	HR	HB	BB	IBB	SO	WP	BK
2014	DSL Padres (R)	0	0	1.50	2	2	0	0	0	6.0	4	3	1	0	0	2	0	7	1	0
	AZL Padres (R)	1	3	7.58	12	8	0	0	0	38.0	57	38	32	4	6	17	0	26	8	2
2015	DSL Padres (R)	0	1	6.43	6	4	0	0	0	7.0	9	5	5	0	2	2	0	3	2	0
	AZL Padres (R)	0	0	6.00	5	0	0	0	0	6.0	4	5	4	0	2	2	0	3	1	0
2016										(Injured — did not play)										
2017	AZL Padres (R)	1	2	9.72	16	1	0	0	0	25.0	43	37	27	0	6	13	0	26	6	3
2018	Vermont (A)	1	0	2.50	10	0	0	0	2	18.0	8	5	5	0	3	9	0	21	2	1
	Beloit (A)	0	0	6.55	10	0	0	0	1	11.0	12	8	8	2	0	14	0	7	2	0
<b>Minor League Totals</b>		<b>3</b>	<b>6</b>	<b>6.65</b>	<b>61</b>	<b>15</b>	<b>0</b>	<b>0</b>	<b>3</b>	<b>111.0</b>	<b>137</b>	<b>101</b>	<b>82</b>	<b>6</b>	<b>19</b>	<b>59</b>	<b>0</b>	<b>93</b>	<b>22</b>	<b>6</b>



**Born:** San Diego, California, March 5, 1995; **Home:** Carlsbad, California  
**Bats:** Right; **Throws:** Right; **Height:** 5-11; **Weight:** 235  
**Obtained:** Selected in the 24<sup>th</sup> round of the 2017 First Year Player Draft

Graduated from Carlsbad HS (CA)...signed by Craig Conklin.

Year	Club	W	L	ERA	G	GS	CG	SHO	SV	IP	H	R	ER	HR	HB	BB	IBB	SO	WP	BK
2017	AZL A's (R)	2	0	3.86	17	0	0	0	4	21.0	21	14	9	0	1	6	0	21	7	1
2018	Vermont (A)	2	3	1.95	14	0	0	0	6	27.2	21	11	6	0	2	6	2	27	1	0
	Beloit (A)	0	0	0	4	0	0	0	0	6.0	6	0	0	0	1	0	0	2	0	0
<b>Minor League Totals</b>		<b>4</b>	<b>3</b>	<b>2.47</b>	<b>27</b>	<b>0</b>	<b>0</b>	<b>0</b>	<b>10</b>	<b>54.2</b>	<b>48</b>	<b>25</b>	<b>15</b>	<b>0</b>	<b>4</b>	<b>12</b>	<b>2</b>	<b>50</b>	<b>8</b>	<b>1</b>

## TRACE BRADLEY LOEHR

IF

**Born:** Portland, Oregon, May 23, 1995; **Home:** Milwaukie, Oregon  
**Bats:** Left; **Throws:** Right; **Height:** 5-10; **Weight:** 185  
**Obtained:** Selected in the sixth round of the 2014 First-Year Player Draft

Graduated from Rex Putnam HS (OR)...won two consecutive Player of the Year honors in Oregon's Class 5A in 2013 and 2014...had committed to play at Oregon State before signing with the A's...signed by Jim Coffman... in 2016, tied for third among A's farmhands in triples and was named Midwest League Player of the Week for the week of Aug. 22-28.

Year	Club	AVG.	G	AB	R	H	2B	3B	HR	RBI	SH	SF	HP	BB	SO	SB	CS	SLG	OBP	E
2014	AZL A's (R)	.244	41	160	22	39	3	2	0	14	1	0	1	15	31	6	2	.288	.313	10
2015	Vermont (A)	.264	67	254	33	67	6	1	2	31	0	2	3	21	41	4	4	.319	.325	9
2016	Beloit (A)	.249	103	357	35	89	19	7	1	30	6	1	2	20	77	13	6	.350	.292	21
2017	Beloit (A)	.267	94	363	47	97	10	8	3	36	7	2	0	19	63	10	6	.364	.302	14
2018	Beloit (A)	.286	69	252	38	72	14	2	3	22	6	3	2	27	47	15	6	.393	.356	3
	Stockton (A)	.259	49	193	18	50	12	1	0	11	1	1	0	11	47	1	1	.332	.298	3
<b>Minor League Totals</b>		<b>.262</b>	<b>423</b>	<b>1579</b>	<b>193</b>	<b>414</b>	<b>64</b>	<b>21</b>	<b>9</b>	<b>144</b>	<b>21</b>	<b>9</b>	<b>8</b>	<b>113</b>	<b>306</b>	<b>49</b>	<b>25</b>	<b>.346</b>	<b>.313</b>	<b>60</b>

## JESUS FERNANDO LOPEZ (MARADIAGA)

IF

**Born:** Chinandega, Nicaragua, October 5, 1996; **Home:** Chinandega, Nicaragua  
**Bats:** Switch; **Throws:** Right; **Height:** 5-9; **Weight:** 200  
**Obtained:** Signed as a non-drafted free agent on July 2, 2013

Signed by Juan Mosquera.

Year	Club	AVG.	G	AB	R	H	2B	3B	HR	RBI	SH	SF	HP	BB	SO	SB	CS	SLG	OBP	E
2014	AZL A's (R)	.221	42	136	18	30	5	1	0	13	2	0	0	19	29	4	1	.272	.316	7
2015	Vermont (A)	.203	55	202	14	41	5	0	0	10	0	0	2	6	40	2	1	.228	.233	12
2016	Vermont (A)	.133	13	45	3	6	1	0	0	1	0	0	0	6	11	1	1	.156	.235	6
	Beloit (A)	.202	89	302	31	61	13	2	2	24	3	2	0	24	88	2	1	.278	.259	12
2017	Vermont (A)	.227	12	44	4	10	2	0	1	9	0	0	0	3	10	2	0	.341	.277	2
	Beloit (A)	.280	38	132	15	37	6	1	2	13	2	1	1	8	19	4	1	.386	.324	6
2018	Beloit (A)	.239	84	301	33	72	15	2	10	41	2	0	5	18	56	2	2	.402	.293	12
<b>Minor League Totals</b>		<b>.221</b>	<b>333</b>	<b>1162</b>	<b>118</b>	<b>257</b>	<b>47</b>	<b>6</b>	<b>15</b>	<b>111</b>	<b>9</b>	<b>3</b>	<b>8</b>	<b>84</b>	<b>253</b>	<b>17</b>	<b>7</b>	<b>.311</b>	<b>.278</b>	<b>57</b>

## EVAN ROBERT MANARINO

LHP

**Born:** Mission Viejo, California, December 28, 1992; **Home:** Mission Viejo, California  
**Bats:** Left; **Throws:** Left; **Height:** 6-0; **Weight:** 213  
**Obtained:** Selected in the 25<sup>th</sup> round of the 2015 First-Year Player Draft

Graduated from Santa Margarita HS (CA)...played collegiately at Saddleback Junior College and UC-Irvine... signed by Craig Conklin...in 2016, was named a Midwest League Postseason All-Star after finished second among A's minor leaguers with a 1.98 ERA...also tied for second in wins (10), tied for third in strikeouts (121), and was fifth in innings pitched (150.0).

## Organizational Players, continued

Year	Club	W	L	ERA	G	GS	CG	SHO	SV	IP	H	R	ER	HR	HB	BB	IBB	SO	WP	BK
2015	Vermont (A)	3	2	5.59	15	5	0	0	1	38.2	46	26	24	2	0	6	1	28	4	0
2016	Beloit (A)	8	5	2.15	22	18	0	0	0	121.2	112	37	29	1	2	20	1	103	8	0
	Stockton (A)	2	1	1.27	6	3	0	0	0	28.1	23	6	4	0	0	8	0	18	0	0
2017	Stockton (A)	7	8	4.89	25	13	0	0	0	103.0	129	62	56	13	1	11	0	93	4	0
	Midland (AA)	1	4	8.10	5	5	0	0	0	26.2	45	25	24	4	1	6	0	12	4	0
2018	Stockton (A)	4	6	5.40	17	14	0	0	1	85.0	101	56	51	11	1	28	0	68	12	0
<b>Minor League Totals</b>		<b>25</b>	<b>26</b>	<b>4.20</b>	<b>90</b>	<b>58</b>	<b>0</b>	<b>0</b>	<b>2</b>	<b>403.1</b>	<b>456</b>	<b>212</b>	<b>188</b>	<b>31</b>	<b>5</b>	<b>79</b>	<b>2</b>	<b>322</b>	<b>32</b>	<b>0</b>

### ERIC YOEL MARINEZ (PEREZ)

IF

**Born:** Sabana Grande de Palenque, Dominican Republic, September 12, 1995; **Home:** Palenque, Dominican Republic

**Bats:** Switch; **Throws:** Right; **Height:** 6-2; **Weight:** 201

**Obtained:** Signed as a non-drafted free agent on November 8, 2012

Signed by Raymond Abreu.

Year	Club	AVG.	G	AB	R	H	2B	3B	HR	RBI	SH	SF	HP	BB	SO	SB	CS	SLG	OBP	E
2013	DSL A's (R)	.246	51	171	18	42	12	3	0	17	1	4	1	12	53	1	4	.351	.293	26
2014	DSL A's (R)	.202	66	242	23	49	11	2	1	26	6	2	0	17	70	3	5	.277	.253	21
2015	AZL A's (R)	.241	47	158	17	38	6	2	0	18	1	4	0	16	33	2	0	.304	.303	15
2016	Vermont (A)	.251	60	235	18	59	10	3	1	19	0	2	0	4	47	1	5	.332	.261	15
2017	Beloit (A)	.278	114	410	40	114	18	3	3	30	4	2	1	39	86	6	2	.359	.341	28
2018	Stockton (A)	.226	36	124	13	28	6	3	0	6	0	0	1	10	40	1	1	.323	.289	4
	Midland (AA)	.143	5	14	1	2	0	0	0	0	0	0	0	6	0	0	.143	.143	0	
<b>Minor League Totals</b>		<b>.245</b>	<b>381</b>	<b>1354</b>	<b>130</b>	<b>332</b>	<b>63</b>	<b>16</b>	<b>5</b>	<b>116</b>	<b>12</b>	<b>14</b>	<b>3</b>	<b>98</b>	<b>335</b>	<b>14</b>	<b>17</b>	<b>.326</b>	<b>.295</b>	<b>109</b>

### WYATT WESLEY MARKS

RHP

**Born:** Lafayette, Louisiana, June 28, 1995; **Home:** Lafayette, Louisiana

**Bats:** Right; **Throws:** Right; **Height:** 6-2; **Weight:** 215

**Obtained:** Selected in the 13<sup>th</sup> round of the 2017 First Year Player Draft

Graduated from St. Thomas More Catholic HS (LA)...signed by Kelcey Mucker...finished 2018 fifth in the organization with a 3.30 ERA, and second in strikeouts (159).

Year	Club	W	L	ERA	G	GS	CG	SHO	SV	IP	H	R	ER	HR	HB	BB	IBB	SO	WP	BK
2017	AZL A's (R)	0	0	0.00	2	2	0	0	0	5.0	3	0	0	0	0	2	0	7	0	0
	Vermont (A)	3	0	2.68	11	5	0	0	0	37.0	29	14	11	7	1	12	0	49	2	1
2018	Beloit (A)	5	6	3.23	20	18	0	0	0	106.0	90	44	38	8	3	35	0	127	11	2
	Stockton (A)	2	0	3.58	5	5	0	0	0	27.2	23	11	11	4	1	16	0	32	2	0
<b>Minor League Totals</b>		<b>10</b>	<b>6</b>	<b>3.07</b>	<b>38</b>	<b>30</b>	<b>0</b>	<b>0</b>	<b>0</b>	<b>175.2</b>	<b>145</b>	<b>69</b>	<b>60</b>	<b>19</b>	<b>5</b>	<b>65</b>	<b>0</b>	<b>215</b>	<b>15</b>	<b>3</b>

### BRANDON BRODIE MARSONEK

LHP

**Born:** Pittsburgh, Pennsylvania, June 12, 1994; **Home:** Gibsonia, Pennsylvania

**Bats:** Left; **Throws:** Left; **Height:** 5-11; **Weight:** 185

**Obtained:** Signed as a free agent to a minor league deal on June 16, 2017

Played collegiately at Alabama A&M University.

Year	Club	W	L	ERA	G	GS	CG	SHO	SV	IP	H	R	ER	HR	HB	BB	IBB	SO	WP	BK
2017	AZL A's (R)	0	0	0.93	7	0	0	0	0	9.2	7	3	1	0	0	4	0	18	2	0
	Stockton (A)	0	1	2.82	11	0	0	0	1	22.1	13	9	7	2	0	15	0	17	1	0
2018	Vermont (A)	1	0	4.41	14	1	0	0	0	32.2	24	22	16	2	7	28	1	27	12	0
	Stockton (A)	0	1	11.88	6	0	0	0	0	8.1	11	12	11	3	1	8	0	6	0	0
<b>Minor League Totals</b>		<b>1</b>	<b>2</b>	<b>4.32</b>	<b>38</b>	<b>1</b>	<b>0</b>	<b>0</b>	<b>1</b>	<b>73.0</b>	<b>55</b>	<b>46</b>	<b>35</b>	<b>7</b>	<b>8</b>	<b>55</b>	<b>1</b>	<b>68</b>	<b>15</b>	<b>0</b>

### DANIEL LEANDRO MARTINEZ

RHP

**Born:** Fontana, California, July 28, 1998; **Home:** Riverside, California

**Bats:** Left; **Throws:** Right; **Height:** 5-9; **Weight:** 200

**Obtained:** Selected in the 21<sup>st</sup> round of the 2018 First-Year Player Draft

Signed out of Riverside Community College by Dillon Tung.

Year	Club	W	L	ERA	G	GS	CG	SHO	SV	IP	H	R	ER	HR	HB	BB	IBB	SO	WP	BK
2018	AZL A's (R)	1	1	3.13	15	1	0	0	4	23.0	17	10	8	0	1	12	0	28	4	0
	Nashville (AAA)	0	0	3.00	1	0	0	0	0	3.0	2	1	1	1	0	0	0	1	0	0
<b>Minor League Totals</b>		<b>1</b>	<b>1</b>	<b>3.12</b>	<b>16</b>	<b>1</b>	<b>0</b>	<b>0</b>	<b>4</b>	<b>26.0</b>	<b>19</b>	<b>11</b>	<b>9</b>	<b>1</b>	<b>1</b>	<b>12</b>	<b>0</b>	<b>29</b>	<b>4</b>	<b>0</b>

### JORGE LUIS MARTINEZ (GONZALEZ)

LHP

**Born:** Panamá, Panama, January 5, 1996; **Home:** Panamá, Panama

**Bats:** Left; **Throws:** Left; **Height:** 6-0; **Weight:** 184

**Obtained:** Signed as a non-drafted free agent on January 3, 2014

Signed by Juan Mosquera.

Year	Club	W	L	ERA	G	GS	CG	SHO	SV	IP	H	R	ER	HR	HB	BB	IBB	SO	WP	BK
2014	DSL A's (R)	3	3	3.60	14	5	0	0	1	50.0	52	24	20	1	2	14	0	45	4	0
2015	AZL A's (R)	1	1	4.67	13	0	0	0	0	17.1	19	11	9	0	0	7	0	20	2	0
2016	Vermont (A)	0	1	6.00	2	0	0	0	0	3.0	4	3	2	1	1	0	0	4	0	0
2017	DSL A's (R)	1	1	1.08	5	0	0	0	2	8.1	1	3	1	0	1	6	0	11	1	0
	AZL A's (R)	1	1	3.18	15	0	0	0	2	22.2	16	12	8	0	2	8	0	25	1	0
2018	AZL A's (R)	3	2	6.51	15	1	0	0	0	27.2	30	23	20	3	2	13	0	28	4	0
<b>Minor League Totals</b>		<b>9</b>	<b>9</b>	<b>4.19</b>	<b>64</b>	<b>6</b>	<b>0</b>	<b>0</b>	<b>5</b>	<b>129.0</b>	<b>122</b>	<b>76</b>	<b>60</b>	<b>5</b>	<b>8</b>	<b>48</b>	<b>0</b>	<b>133</b>	<b>12</b>	<b>0</b>

### SETH ANTONIO MARTINEZ

RHP

**Born:** Sierra Vista, Arizona, August 29, 1994; **Home:** Phoenix, Arizona

**Bats:** Right; **Throws:** Right; **Height:** 6-2; **Weight:** 200

**Obtained:** Selected in the 17<sup>th</sup> round of the 2016 First-Year Player Draft

Graduated from Sunrise Mountain HS (CA)...played at Arizona State and went 16-6 with a 3.50 ERA in three seasons...was 9-4 with a 2.75 ERA as a junior, earning First Team All-Pac 12 and Second Team Louisville Slugger All-America honors...signed by Scott Cousins...finished 2018 tied for first in the organization in saves (15).

Year	Club	W	L	ERA	G	GS	CG	SHO	SV	IP	H	R	ER	HR	HB	BB	IBB	SO	WP	BK
2016	AZL A's (R)	0	0	3.86	3	0	0	1	2.1	3	1	1	0	0	2	0	2	0	0	0
2017	Vermont (A)	0	1	1.80	1	1	0	0	0	5.0	7	1	1	0	1	0	0	3	0	0
	Beloit (A)	5	10	3.49	20	10	0	0	1	95.1	90	46	37	9	5	19	0	73	1	0
2018	Beloit (A)	3	5	3.28	42	0	0	0	15	71.1	68	32	26	5	6	18	2	58	4	0
<b>Minor League Totals</b>		<b>8</b>	<b>16</b>	<b>3.36</b>	<b>66</b>	<b>11</b>	<b>0</b>	<b>0</b>	<b>17</b>	<b>174.0</b>	<b>168</b>	<b>80</b>	<b>65</b>	<b>14</b>	<b>12</b>	<b>39</b>	<b>2</b>	<b>136</b>	<b>5</b>	<b>0</b>

### RAYMOND MICKEY MCDONALD

OF

Goes by "Mickey"

**Born:** San Mateo, California, June 2, 1995; **Home:** San Mateo, California

**Bats:** Switch; **Throws:** Right; **Height:** 6-2; **Weight:** 175

**Obtained:** Selected in the 18<sup>th</sup> round of the 2017 First Year Player Draft

Graduated from Sierra HS (CA)...played collegiately for the University of Illinois, Chicago...signed by Kevin Mello...finished 2018 ranked sixth in the organization in stolen bases (22).

Year	Club	AVG.	G	AB	R	H	2B	3B	HR	RBI	SH	SF	HP	BB	SO	SB	CS	SLG	OBP	E
2017	AZL A's (R)	.278	20	72	18	20	0	2	2	9	0	1	0	6	9	7	2	.417	.329	1
	Vermont (A)	.130	16	54	4	7	1	0	0	6	0	0	4	20	2	0	.148	.190	1	
2018	Beloit (A)	.284	110	391	59	111	15	3	2	25	7	0	3	41	76	22	0	.353	.356	5
<b>Minor League Totals</b>		<b>.267</b>	<b>146</b>	<b>517</b>	<b>81</b>	<b>138</b>	<b>16</b>	<b>5</b>	<b>4</b>	<b>40</b>	<b>7</b>	<b>1</b>	<b>3</b>	<b>51</b>	<b>105</b>	<b>31</b>	<b>2</b>	<b>.340</b>	<b>.336</b>	<b>7</b>

### AIDEN WILLIAMS MCINTYRE

RHP

**Born:** Davis, California, August 27, 1995; **Home:** Tempe, Arizona

**Bats:** Right; **Throws:** Right; **Height:** 6-3; **Weight:** 230

**Obtained:** Selected in the 22<sup>nd</sup> round of the 2018 First-Year Player Draft

Signed out of Holy Names University by Kevin Mello.

Year	Club	W	L	ERA	G	GS	CG	SHO	SV	IP	H	R	ER	HR	HB	BB	IBB	SO	WP	BK
2018	AZL A's (R)	1	2	3.38	14	5	0	0	0	29.1	19	11	11	0	2	13	0	43	8	0
	Nashville (AAA)	1	0	0.00	1	0	0	0	0	4.0	2	0	0	0	0	1	0	3	0	0
<b>Minor League Totals</b>		<b>2</b>	<b>2</b>	<b>2.97</b>	<b>15</b>	<b>5</b>	<b>0</b>	<b>0</b>	<b>0</b>	<b>33.1</b>	<b>21</b>	<b>11</b>	<b>11</b>	<b>0</b>	<b>2</b>	<b>14</b>	<b>0</b>	<b>46</b>	<b>8</b>	<b>0</b>

**Organizational Players, continued**

**KENNETH T. MCNUTT**

**RHP**

Goes by “Trey”

**Born:** Birmingham, Alabama, August 2, 1989; **Home:** Haleyville, Alabama

**Bats:** Right; **Throws:** Right; **Height:** 6-4; **Weight:** 215

**Obtained:** Signed as a free agent to a minor league deal on November 12, 2018

Originally selected in the 32<sup>nd</sup> round of the 2009 First-Year Player Draft by Chicago (NL)...played seven seasons in the Cubs organization, going 31-21 with a 3.55 ERA spanning 382.2 innings pitched.

Year	Club	W	L	ERA	G	GS	CG	SHO	SV	IP	H	R	ER	HR	HB	BB	IBB	SO	WP	BK
2009	AZL Cubs (R)	0	1	0.00	6	4	0	0	0	7.1	5	5	0	0	0	3	0	7	1	1
	Boise (A)	3	0	1.33	7	2	0	0	0	20.1	9	7	3	1	3	12	0	21	4	0
2010	Peoria (A)	6	0	1.51	13	13	0	0	0	59.2	43	14	10	0	2	24	0	70	3	1
	Daytona (A)	4	0	2.63	9	9	0	0	0	41.0	29	16	12	3	2	9	0	49	3	1
	Tennessee (AA)	0	1	5.74	3	3	0	0	0	15.2	21	12	10	2	0	4	0	13	1	0
2011	Tennessee (AA)	5	6	4.55	23	22	0	0	0	95.0	120	50	48	5	5	39	1	65	9	0
2012	Tennessee (AA)	9	8	4.26	34	17	0	0	0	95.0	93	58	45	12	7	45	0	66	6	2
2013	AZL Cubs (R)	0	0	0.00	2	2	0	0	0	2.0	3	0	0	0	0	0	0	3	0	0
	Tennessee (AA)	2	5	4.60	27	0	0	0	2	31.1	28	17	16	3	1	14	1	23	3	0
2014																				
2015	AZL Cubs (R)	2	0	6.75	8	1	0	0	0	8.0	9	6	6	1	4	3	0	4	0	0
2016	AZL Padres (R)	0	0	13.50	2	0	0	0	0	1.1	1	2	0	0	0	1	0	0	2	0
	San Antonio (AA)	0	0	1.50	6	0	0	0	0	6.0	2	1	1	0	0	1	0	7	2	0
2017	Fargo-Moorhead (IND)	4	3	5.10	38	0	0	0	4	42.1	45	30	24	6	1	28	1	46	5	0
2018	Fargo-Moorhead (IND)	7	8	5.21	20	20	1	0	0	121.0	121	70	70	16	10	43	1	130	7	0
<b>Minor League Totals</b>		<b>42</b>	<b>34</b>	<b>4.07</b>	<b>205</b>	<b>100</b>	<b>1</b>	<b>0</b>	<b>6</b>	<b>564.0</b>	<b>551</b>	<b>303</b>	<b>255</b>	<b>53</b>	<b>35</b>	<b>233</b>	<b>4</b>	<b>512</b>	<b>45</b>	<b>5</b>

**ALONZO LEONARDO MEDINA (FELIZ)**

**OF**

**Born:** Santo Domingo Centro, Dominican Republic, February 2, 1999; **Home:** Santo Domingo Este, Dominican Republic

**Bats:** Right; **Throws:** Right; **Height:** 6-1; **Weight:** 237

**Obtained:** Signed as a non-drafted free agent on July 11, 2015

Signed by JC De La Cruz, Amauris Reyes, and Pablo Marmol.

Year	Club	AVG.	G	AB	R	H	2B	3B	HR	RBI	SH	SF	HP	BB	SO	SB	CS	SLG	OBP	E
2016	DSL A's (R)	.176	58	176	22	31	9	2	1	13	0	0	4	30	60	4	3	.267	.310	1
2017	AZL A's (R)	.197	36	127	7	25	7	1	2	8	0	2	0	19	48	0	0	.315	.297	8
2018	AZL A's (R)	.225	31	89	13	20	3	0	1	14	0	0	2	13	34	2	1	.292	.337	1
<b>Minor League Totals</b>		<b>.194</b>	<b>125</b>	<b>392</b>	<b>42</b>	<b>76</b>	<b>19</b>	<b>3</b>	<b>4</b>	<b>35</b>	<b>0</b>	<b>2</b>	<b>6</b>	<b>62</b>	<b>142</b>	<b>6</b>	<b>4</b>	<b>.288</b>	<b>.312</b>	<b>10</b>

**JACK WILLIAMS MEGGS**

**OF**

**Born:** Chico, California, April 18, 1995; **Home:** Sammamish, Washington

**Bats:** Left; **Throws:** Left; **Height:** 6-0; **Weight:** 190

**Obtained:** Selected in the 10<sup>th</sup> round of the 2017 First Year Player Draft

Signed by Carle Moesche...signed by Jim Coffman...graduated from Bellevue HS (WA)...played collegiately for the University of Washington.

Year	Club	AVG.	G	AB	R	H	2B	3B	HR	RBI	SH	SF	HP	BB	SO	SB	CS	SLG	OBP	E
2017	Vermont (A)	.290	20	69	9	20	2	0	3	11	0	2	1	9	14	2	1	.449	.370	1
2018	Beloit (A)	.261	97	345	40	90	22	3	6	35	0	3	0	31	69	2	1	.394	.319	2
<b>Minor League Totals</b>		<b>.266</b>	<b>117</b>	<b>414</b>	<b>49</b>	<b>110</b>	<b>24</b>	<b>3</b>	<b>9</b>	<b>46</b>	<b>0</b>	<b>5</b>	<b>1</b>	<b>40</b>	<b>83</b>	<b>4</b>	<b>2</b>	<b>.403</b>	<b>.328</b>	<b>3</b>

**JEFERSON ANTONIO MEJIA (ARIAS)**

**RHP**

**Born:** Santo Domingo, Dominican Republic, August 2, 1994; **Home:** Santo Domingo, Dominican Republic

**Bats:** Right; **Throws:** Right; **Height:** 6-7; **Weight:** 263

**Obtained:** Acquired from Arizona on July 31, 2017 for Adam Rosales

Originally signed by Fabio Herrera with Chicago (NL)...traded from Chicago (NL) to Arizona with Zach Godley for Miguel Montero on December 9, 2014.

Year	Club	W	L	ERA	G	GS	CG	SHO	SV	IP	H	R	ER	HR	HB	BB	IBB	SO	WP	BK
2013	DSL Cubs	0	0	3.00	3	3	0	0	0	9.0	6	3	3	0	3	3	0	6	1	0
2014	AZL Cubs	2	4	2.48	12	2	0	0	0	40.0	30	25	11	1	5	17	0	45	12	1
2015	Hillsboro (A)	6	4	4.47	15	6	0	0	0	48.1	42	28	24	2	5	31	0	52	10	0
	Kane County (A)	0	2	6.29	6	0	0	0	0	34.1	38	29	24	1	5	31	0	17	8	0
2016	Hillsboro (A)	4	2	5.73	13	6	0	0	0	37.2	41	32	24	2	4	26	0	37	11	1
	Kane County (A)	0	1	2.70	5	0	0	0	0	10.0	5	3	3	0	1	3	0	16	4	0
2017	Hillsboro (A)	0	0	5.06	3	0	0	0	0	5.1	5	3	3	1	0	3	0	8	0	0
	Kane County (A)	1	1	6.08	18	0	0	0	0	23.2	22	17	16	1	1	22	0	27	7	0
	Vermont (A)	1	1	1.54	9	0	0	0	1	11.2	4	2	2	0	0	11	0	13	2	0
2018	Vermont (A)	2	1	4.03	15	0	0	0	0	29.0	15	18	13	4	2	19	0	42	7	1
<b>Minor League Totals</b>		<b>16</b>	<b>16</b>	<b>4.45</b>	<b>103</b>	<b>23</b>	<b>0</b>	<b>0</b>	<b>1</b>	<b>249.0</b>	<b>208</b>	<b>160</b>	<b>123</b>	<b>12</b>	<b>26</b>	<b>166</b>	<b>0</b>	<b>263</b>	<b>62</b>	<b>3</b>

### MIGUEL ANGEL MERCEDES (VALERA)

IF

**Born:** Boca Chica, Dominican Republic, September 12, 1995; **Home:** Boca Chica, Dominican Republic  
**Bats:** Right; **Throws:** Right; **Height:** 6-4; **Weight:** 263  
**Obtained:** Signed as a non-drafted free agent on February 25, 2013

Signed by Amaury Reyes...was named New York-Penn League Player of the Week for the week of June 20-26, 2016...among A's farmhands, finished 2017 tied for seventh in home runs (16), tied for ninth in doubles (26), and tied for 10<sup>th</sup> in extra-base hits (42).

Year	Club	AVG.	G	AB	R	H	2B	3B	HR	RBI	SH	SF	HP	BB	SO	SB	CS	SLG	OBP	E
2013	DSL A's (R)	.169	68	213	29	36	9	2	0	10	0	1	6	29	72	5	5	.230	.285	21
2014	AZL A's (R)	.221	37	113	9	25	4	0	1	12	1	1	3	11	43	0	0	.283	.305	10
2015	AZL A's (R)	.216	49	167	15	36	12	2	2	28	0	3	6	17	70	1	2	.347	.306	18
2016	Vermont (A)	.258	67	248	32	64	9	1	12	43	0	4	3	23	74	0	0	.448	.324	13
2017	Beloit (A)	.230	119	452	46	104	26	0	16	59	0	4	6	31	126	0	2	.394	.286	15
2018	AZL A's (R)	.250	8	24	3	6	2	0	1	4	0	0	0	3	5	0	0	.458	.333	1
	Beloit (A)	.191	41	152	14	29	7	1	5	24	0	1	3	5	52	0	0	.349	.230	8
<b>Minor League Totals</b>		<b>.219</b>	<b>389</b>	<b>1369</b>	<b>148</b>	<b>300</b>	<b>69</b>	<b>6</b>	<b>37</b>	<b>180</b>	<b>1</b>	<b>14</b>	<b>27</b>	<b>119</b>	<b>442</b>	<b>6</b>	<b>9</b>	<b>.359</b>	<b>.292</b>	<b>86</b>

### KEVIN CUSTER MERRELL

IF

**Born:** Odessa, Florida, December 14, 1995; **Home:** Odessa, Florida  
**Bats:** Left; **Throws:** Right; **Height:** 6-0; **Weight:** 193  
**Obtained:** Selected in the supplemental round of the 2017 First Year Player Draft

Graduated from Steinbrenner HS (FL)...was signed by Trevor Schaffer...played collegiately for the University of South Florida...finished 2018 tied for eighth in the organization in triples (6).

Year	Club	AVG.	G	AB	R	H	2B	3B	HR	RBI	SH	SF	HP	BB	SO	SB	CS	SLG	OBP	E
2017	Vermont (A)	.320	31	125	27	40	5	1	2	9	2	1	9	22	10	3	.424	.362	8	
2018	AZL A's (R)	.600	4	10	3	6	0	2	0	1	0	0	0	1	1	2	1.000	.636	0	
	Vermont (A)	.500	5	16	4	8	0	1	0	0	0	0	3	3	0	0	.625	.579	2	
	Stockton (A)	.267	62	270	38	72	10	3	0	24	4	0	1	15	66	5	4	.326	.308	11
<b>Minor League Totals</b>		<b>.299</b>	<b>102</b>	<b>421</b>	<b>72</b>	<b>126</b>	<b>15</b>	<b>7</b>	<b>2</b>	<b>34</b>	<b>6</b>	<b>3</b>	<b>1</b>	<b>28</b>	<b>92</b>	<b>17</b>	<b>8</b>	<b>.383</b>	<b>.344</b>	<b>21</b>

### MATTHEW JOHN MILBURN

RHP

Goes by "Matt"  
**Born:** Dallas, Texas, July 29, 1993; **Home:** Dallas, Texas  
**Bats:** Right; **Throws:** Right; **Height:** 6-2; **Weight:** 215  
**Obtained:** Selected in the 29<sup>th</sup> round of the 2016 First-Year Player Draft

Graduated from Highland Park HS (TX)...attended Wofford College, where he was Second Team All-Southern Conference in his junior and senior year...as a senior in 2016, he led the conference with 103 strikeouts and was fourth with 98.2 innings pitched...signed by Neil Avent...among A's farmhands, finished 2017 third in innings pitched (141.0) and fourth in strikeouts (136)...finished 2018 tied for third in wins (10), eighth in strikeouts (118) and first in innings pitched (152.1).

Year	Club	W	L	ERA	G	GS	CG	SHO	SV	IP	H	R	ER	HR	HB	BB	IBB	SO	WP	BK
2016	AZL A's (R)	0	0	3.42	9	2	0	0	1	23.2	23	14	9	0	0	2	0	30	1	0
	Vermont (A)	1	2	6.92	5	0	0	0	0	13.0	22	11	0	0	1	0	0	14	1	0
2017	Beloit (A)	7	11	4.34	28	22	0	0	0	141.0	153	73	68	7	6	32	1	136	14	1
2018	Stockton (A)	9	5	3.49	23	22	2	2	0	142.0	161	63	55	13	3	16	0	111	3	1
	Nashville (AAA)	1	0	2.61	2	2	0	0	0	10.1	9	3	3	0	0	1	0	7	1	0
<b>Minor League Totals</b>		<b>18</b>	<b>18</b>	<b>3.95</b>	<b>67</b>	<b>48</b>	<b>2</b>	<b>2</b>	<b>1</b>	<b>330.0</b>	<b>368</b>	<b>164</b>	<b>145</b>	<b>20</b>	<b>10</b>	<b>51</b>	<b>1</b>	<b>298</b>	<b>20</b>	<b>2</b>

**Organizational Players, continued**

**ANTHONY MILLER**

**IF**

**Born:** Kansas City, Missouri, October 4, 1994; **Home:** Stilwell, Kansas  
**Bats:** Left; **Throws:** Right; **Height:** 6-4; **Weight:** 242  
**Obtained:** Selected from Cleveland in the 2018 minor league Rule 5 Draft

Originally selected in the 18<sup>th</sup> round of the 2015 First-Year Player Draft by Cleveland out of Johnson County Community College.

Year	Club	AVG.	G	AB	R	H	2B	3B	HR	RBI	SH	SF	HP	BB	SO	SB	CS	SLG	OBP	E
2015	AZL Indians (R)	.226	46	177	19	40	12	0	3	19	0	0	2	14	68	1	0	.345	.290	9
2016	Lake County (A)	.195	102	339	33	66	13	2	11	35	0	3	9	32	148	1	0	.342	.279	13
2017	Lynchburg (A)	.242	61	194	17	47	15	0	3	28	0	1	1	18	83	0	0	.366	.308	4
2018	Lynchburg (A)	.264	74	250	38	66	16	1	8	30	1	2	8	32	101	0	1	.432	.363	26
<b>Minor League Totals</b>		<b>.228</b>	<b>285</b>	<b>960</b>	<b>107</b>	<b>219</b>	<b>56</b>	<b>3</b>	<b>25</b>	<b>112</b>	<b>1</b>	<b>6</b>	<b>20</b>	<b>96</b>	<b>400</b>	<b>2</b>	<b>1</b>	<b>.371</b>	<b>.310</b>	<b>52</b>

**NATHAN WAYNE MONDOU**

**INF**

Goes by "Nate"  
**Born:** Tacoma, Washington, March 24, 1995; **Home:** Lake Tapps, Washington  
**Bats:** Left; **Throws:** Right; **Height:** 5-8; **Weight:** 198  
**Obtained:** Selected in the 13<sup>th</sup> round of the 2016 First-Year Player Draft

Graduated from the Charles Wright Academy (WA)...played three years at Wake Forest, where he was a two-time First Team All-ACC selection (2015-16)...signed by Neil Avent...was named a 2016 New York-Penn League Midseason All-Star...among A's farmhands, finished 2017 third in walks (59), tied for third in triples (7) and on-base percentage (.366) and tied for fourth in steals (16)...finished 2018 tied for fourth in the organization in hits (142), fourth in RBI (75) and second in runs scored (79).

Year	Club	AVG.	G	AB	R	H	2B	3B	HR	RBI	SH	SF	HP	BB	SO	SB	CS	SLG	OBP	E
2016	AZL A's (R)	.000	1	1	0	0	0	0	0	0	0	0	0	1	0	0	0	.000	.500	0
	Vermont (A)	.298	60	225	27	67	11	2	0	24	1	0	4	24	37	6	6	.364	.375	11
2017	Beloit (A)	.296	66	247	31	73	16	3	0	32	2	6	2	31	43	8	3	.385	.371	10
	Stockton (A)	.278	59	223	38	62	8	4	2	27	0	3	3	28	57	8	5	.377	.362	3
2018	Stockton (A)	.291	88	344	64	100	20	5	8	61	3	4	7	33	58	8	5	.448	.361	4
	Midland (AA)	.255	48	165	15	42	7	0	0	14	2	4	6	19	26	2	1	.297	.345	2
<b>Minor League Totals</b>		<b>.285</b>	<b>322</b>	<b>1388</b>	<b>175</b>	<b>344</b>	<b>62</b>	<b>14</b>	<b>10</b>	<b>158</b>	<b>8</b>	<b>17</b>	<b>22</b>	<b>136</b>	<b>221</b>	<b>32</b>	<b>20</b>	<b>.385</b>	<b>.364</b>	<b>30</b>

**JESUS ALEJANDRO MONSERRATT (SERRANO)**

**C**

**Born:** Guarenas, Venezuela, January 3, 1997; **Home:** Guarenas, Venezuela  
**Bats:** Right; **Throws:** Right; **Height:** 6-0; **Weight:** 188  
**Obtained:** Signed as a free agent to a minor league contract on February 15, 2014

Signed by Oswaldo Troconis...converted from position player to pitcher in 2018.

Year	Club	AVG.	G	AB	R	H	2B	3B	HR	RBI	SH	SF	HP	BB	SO	SB	CS	SLG	OBP	E
2014	DSL A's (R)	.154	26	52	3	8	2	0	0	4	0	0	0	15	14	1	0	.192	.343	3
2015	DSL A's (R)	.227	36	119	14	27	11	0	1	7	3	0	4	8	25	1	0	.345	.298	5
2016	DSL A's (R)	.360	25	75	4	27	0	1	0	6	0	0	4	11	9	2	0	.387	.467	1
2017	DSL A's (R)	.125	8	24	2	3	2	0	0	2	0	0	2	5	4	1	0	.208	.323	0
	AZL A's (R)	.000	6	11	0	0	0	0	0	0	1	0	0	1	1	0	0	.000	.083	4
<b>Minor League Totals</b>		<b>.231</b>	<b>101</b>	<b>281</b>	<b>23</b>	<b>65</b>	<b>15</b>	<b>1</b>	<b>1</b>	<b>19</b>	<b>4</b>	<b>0</b>	<b>10</b>	<b>40</b>	<b>53</b>	<b>5</b>	<b>0</b>	<b>.302</b>	<b>.347</b>	<b>13</b>

Year	Club	W	L	ERA	G	GS	CG	SHO	SV	IP	H	R	ER	HR	HB	BB	IBB	SO	WP	BK
2018	AZL A's (R)	2	2	5.11	15	2	0	0	2	24.2	27	18	14	1	1	12	0	23	6	1
<b>Minor League Totals</b>		<b>2</b>	<b>2</b>	<b>5.11</b>	<b>15</b>	<b>2</b>	<b>0</b>	<b>0</b>	<b>2</b>	<b>24.2</b>	<b>27</b>	<b>18</b>	<b>14</b>	<b>1</b>	<b>1</b>	<b>12</b>	<b>0</b>	<b>23</b>	<b>6</b>	<b>1</b>

**JOSE MANUEL MORA (CONTRERAS)**

**RHP**

**Born:** San Juan De La Maguana, Dominican Republic, October 1, 1997; **Home:** Santo Domingo, Dominican Republic  
**Bats:** Right; **Throws:** Right; **Height:** 6-2; **Weight:** 200  
**Obtained:** Signed as a free agent to a minor league deal on March 25, 2015

Signed by Pablo Marmol.

Year	Club	W	L	ERA	G	GS	CG	SHO	SV	IP	H	R	ER	HR	HB	BB	IBB	SO	WP	BK
2015	DSL A's (R)	1	3	3.63	12	10	0	0	0	39.2	34	23	16	0	3	30	0	27	13	1
2016	DSL A's (R)	0	5	3.55	13	8	0	0	0	45.2	41	28	18	0	8	18	0	27	15	0
2017	AZL A's (R)	2	1	5.70	13	5	0	0	0	36.1	29	24	23	0	2	24	0	45	8	1
	Vermont (A)	0	1	17.36	3	0	0	0	1	4.2	11	9	9	1	0	1	0	8	2	0
2018	Vermont (A)	1	5	4.67	14	9	0	0	0	54.0	48	42	28	4	7	39	0	64	11	1
<b>Minor League Totals</b>		<b>4</b>	<b>15</b>	<b>4.69</b>	<b>55</b>	<b>32</b>	<b>0</b>	<b>0</b>	<b>1</b>	<b>180.1</b>	<b>163</b>	<b>126</b>	<b>94</b>	<b>5</b>	<b>20</b>	<b>112</b>	<b>0</b>	<b>171</b>	<b>49</b>	<b>3</b>

### RICHARD JOSE MORBAN (MORENO)

RHP

Goes by "Jose".

**Born:** San Cristobal, Dominican Republic, December 24, 1997; **Home:** San Cristobal, Dominican Republic

**Bats:** Right; **Throws:** Right; **Height:** 6-0; **Weight:** 188

**Obtained:** Signed as a non-drafted free agent, July 2, 2015

Year	Club	W	L	ERA	G	GS	CG	SHO	SV	IP	H	R	ER	HR	HB	BB	IBB	SO	WP	BK
2015	DSL A's (R)	0	1	1.23	2	2	0	0	0	7.1	1	3	1	0	1	4	0	2	2	0
2016	DSL A's (R)	1	5	3.24	13	7	0	0	2	50.0	38	28	18	1	5	25	0	26	8	0
2017	Vermont (A)	1	0	5.40	3	1	0	0	0	10.0	11	6	6	3	0	3	0	6	0	0
	AZL A's (R)	2	0	3.96	12	6	0	0	0	36.1	35	20	16	3	1	14	0	43	6	3
2018	AZL A's (R)	6	3	1.92	13	7	0	0	0	61.0	45	24	13	3	2	23	0	64	8	1
	Vermont (A)	0	1	22.50	1	1	0	0	0	2.0	3	6	5	1	0	3	0	4	2	0
	Nashville (AAA)	1	0	2.25	1	0	0	0	0	4.0	3	1	1	0	1	1	0	0	0	0
<b>Minor League Totals</b>		<b>11</b>	<b>10</b>	<b>3.16</b>	<b>45</b>	<b>24</b>	<b>0</b>	<b>0</b>	<b>2</b>	<b>170.2</b>	<b>136</b>	<b>88</b>	<b>60</b>	<b>11</b>	<b>10</b>	<b>73</b>	<b>0</b>	<b>145</b>	<b>26</b>	<b>4</b>

### ROBERT ANTHONY MULLEN (YOUNG)

C

**Born:** Panamá, Panama, May 23, 1996; **Home:** Panamá, Panama

**Bats:** Right; **Throws:** Right; **Height:** 5-11; **Weight:** 228

**Obtained:** Signed as a non-drafted free agent, July 7, 2012

Signed by Juan Mosquera.

Year	Club	AVG.	G	AB	R	H	2B	3B	HR	RBI	SH	SF	HP	BB	SO	SB	CS	SLG	OBP	E	
2013	DSL A's (R)	.267	30	90	12	24	6	0	1	12	1	0	4	6	15	1	2	.367	.340	4	
2014	DSL A's (R)	.230	51	152	22	35	10	0	0	9	4	3	6	28	29	6	1	.296	.365	10	
2015	AZL A's (R)	.231	26	78	8	18	5	1	0	8	1	0	1	11	13	3	0	.321	.333	6	
2016	AZL A's (R)	.260	30	96	13	25	7	2	1	12	0	1	0	16	21	0	0	.406	.363	2	
2017		DNP – Injury																			
2018	Vermont (A)	.183	19	60	5	11	5	0	1	11	2	0	4	5	12	0	0	.317	.290	0	
	Beloit (A)	.222	6	18	2	4	2	0	0	1	0	0	0	1	4	0	0	.333	.263	1	
<b>Minor League Totals</b>		<b>.237</b>	<b>162</b>	<b>494</b>	<b>62</b>	<b>117</b>	<b>35</b>	<b>3</b>	<b>3</b>	<b>53</b>	<b>8</b>	<b>4</b>	<b>15</b>	<b>67</b>	<b>94</b>	<b>10</b>	<b>3</b>	<b>.338</b>	<b>.343</b>	<b>23</b>	

### MICHAEL HART MURRAY

RHP

**Born:** West Palm Beach, Florida, September 26, 1993; **Home:** Lake Worth, Florida

**Bats:** Right; **Throws:** Right; **Height:** 6-2; **Weight:** 225

**Obtained:** Selected in the 32<sup>nd</sup> round of the 2015 First-Year Player Draft

Graduated from Forest Hill HS (FL)...played collegiately at Florida Gulf Coast University...was a Louisville Slugger Freshman All-American in 2013 and a Second Team Louisville Slugger All-American in 2014.

Year	Club	W	L	ERA	G	GS	CG	SHO	SV	IP	H	R	ER	HR	HB	BB	IBB	SO	WP	BK	
2015		DNP – Injury																			
2016	Beloit (A)	4	2	4.28	12	12	0	0	0	61.0	72	31	29	6	0	13	0	53	3	0	
	Stockton (A)	1	2	7.62	3	3	0	0	0	13.0	16	13	11	3	1	7	0	9	1	0	
2017	Beloit (A)	0	1	2.54	8	4	0	0	0	28.1	30	15	8	3	2	8	0	27	1	0	
2018		DNP – Injury																			
<b>Minor League Totals</b>		<b>5</b>	<b>5</b>	<b>4.22</b>	<b>23</b>	<b>19</b>	<b>0</b>	<b>0</b>	<b>0</b>	<b>102.1</b>	<b>118</b>	<b>59</b>	<b>48</b>	<b>12</b>	<b>3</b>	<b>28</b>	<b>0</b>	<b>89</b>	<b>5</b>	<b>0</b>	

### JAMES AUBREY NAILE

RHP

**Born:** Cape Girardeau, Missouri, February 8, 1993; **Home:** Charleston, Missouri

**Bats:** Right; **Throws:** Right; **Height:** 6-2; **Weight:** 193

**Obtained:** Selected in the 20<sup>th</sup> round of the 2015 First-Year Player Draft

## Organizational Players, continued

Graduated from Charleston HS (MO)...played collegiately at Parkland CC (2012) and the University of Alabama-Birmingham (2013-15)...signed by Kelcey Mucker...in 2016, led all A's farmhands with 156.2 innings pitched, ranked second in with 125 strikeouts, and tied for fifth with nine wins...missed part of the 2017 season due to injury...finished 2018 tied for seventh in the organization in wins (8) and third in innings pitched (150.2).

Year	Club	W	L	ERA	G	GS	CG	SHO	SV	IP	H	R	ER	HR	HB	BB	IBB	SO	WP	BK
2015	AZL A's (R)	0	0	0.00	2	0	0	0	0	2.0	0	0	0	0	0	0	0	1	0	0
	Vermont (A)	3	0	1.93	18	0	0	0	6	23.1	19	6	5	0	0	6	1	17	2	0
2016	Beloit (A)	3	8	2.66	15	14	0	0	0	88.0	67	37	26	2	0	19	1	64	3	2
	Stockton (A)	4	1	3.76	8	7	0	0	0	40.2	39	17	17	5	1	11	0	46	5	0
	Midland (AA)	1	1	4.76	3	3	0	0	0	17.0	20	9	9	1	1	3	0	11	1	0
	Nashville (AAA)	1	1	5.73	2	2	0	0	0	11.0	11	7	7	1	0	5	0	4	1	0
2017	AZL A's (R)	0	0	1.80	2	2	0	0	0	5.0	4	1	1	1	0	0	0	11	0	0
	Stockton (A)	0	0	5.14	2	2	0	0	0	7.0	9	5	4	0	0	1	0	4	0	0
	Midland (AA)	2	3	3.21	14	10	0	0	0	61.2	55	30	22	5	0	17	0	42	2	1
2018	Midland (AA)	1	0	3	2	2	0	0	0	15.0	17	5	5	1	0	2	0	7	0	0
	Nashville (AAA)	7	10	4.71	24	24	1	1	0	135.2	156	80	71	12	9	40	0	77	6	1
<b>Minor League Totals</b>		<b>22</b>	<b>24</b>	<b>3.70</b>	<b>92</b>	<b>66</b>	<b>1</b>	<b>1</b>	<b>6</b>	<b>406.1</b>	<b>397</b>	<b>197</b>	<b>167</b>	<b>28</b>	<b>11</b>	<b>104</b>	<b>2</b>	<b>284</b>	<b>20</b>	<b>4</b>

### BRYCE DANIEL NIGHTENGALE

RHP

**Born:** Cumberland, Maryland, August 16, 1996 ; **Home:** Cumberland, Maryland

**Bats:** Right; **Throws:** Right; **Height:** 6-4; **Weight:** 205

**Obtained:** Selected in the 16<sup>th</sup> round of the 2018 First-Year Player Draft

Signed out of George Mason University by Paul Faulk III.

Year	Club	W	L	ERA	G	GS	CG	SHO	SV	IP	H	R	ER	HR	HB	BB	IBB	SO	WP	BK
2018	AZL A's (R)	0	0	27.00	1	0	0	0	0	0.1	2	2	1	0	0	1	0	1	1	0
	Vermont (A)	0	2	5.09	14	1	0	0	2	23.0	25	14	13	2	0	17	1	23	2	0
<b>Minor League Totals</b>		<b>0</b>	<b>2</b>	<b>5.40</b>	<b>15</b>	<b>1</b>	<b>0</b>	<b>0</b>	<b>2</b>	<b>23.1</b>	<b>27</b>	<b>16</b>	<b>14</b>	<b>2</b>	<b>0</b>	<b>18</b>	<b>1</b>	<b>24</b>	<b>3</b>	<b>0</b>

### NICHOLAS ALLEN OSBORNE

OF

Goes by "Nick"

**Born:** Knoxville, Tennessee, February 20, 1997; **Home:** Sevierville, Tennessee

**Bats:** Right; **Throws:** Right; **Height:** 6-1; **Weight:** 202

**Obtained:** Signed as a non-drafted free agent to a minor league deal on July 24, 2018

Went undrafted in 2018 out of Tennessee Tech University...was signed by Michael Holmes.

Year	Club	AVG.	G	AB	R	H	2B	3B	HR	RBI	SH	SF	HP	BB	SO	SB	CS	SLG	OBP	E
2018	Vermont (A)	.235	31	115	13	27	7	0	2	14	0	1	1	12	35	1	0	.348	.310	3
	<b>Minor League Totals</b>	<b>.235</b>	<b>31</b>	<b>115</b>	<b>13</b>	<b>27</b>	<b>7</b>	<b>0</b>	<b>2</b>	<b>14</b>	<b>0</b>	<b>1</b>	<b>1</b>	<b>12</b>	<b>35</b>	<b>1</b>	<b>0</b>	<b>.348</b>	<b>.310</b>	<b>3</b>

### ENRRY FELIX PANTOJA (MESTRE)

OF

**Born:** La Habana, Cuba, September 27, 1996; **Home:** Port-au-Prince, Haiti

**Bats:** Right; **Throws:** Right; **Height:** 5-11; **Weight:** 200

**Obtained:** Signed as a free agent to a minor league deal on February 1, 2017

Signed by Amaury Reyes.

Year	Club	AVG.	G	AB	R	H	2B	3B	HR	RBI	SH	SF	HP	BB	SO	SB	CS	SLG	OBP	E
2017	DSL A's (R)	.256	12	39	8	10	1	1	0	7	0	1	4	2	10	2	2	.333	.348	0
	AZL A's (R)	.244	29	90	8	22	2	1	0	10	1	1	3	13	18	6	1	.289	.355	1
2018	Vermont (A)	.222	6	18	0	4	0	0	0	0	0	0	1	1	4	0	0	.222	.300	0
<b>Minor League Totals</b>		<b>.245</b>	<b>47</b>	<b>147</b>	<b>16</b>	<b>36</b>	<b>3</b>	<b>2</b>	<b>0</b>	<b>17</b>	<b>1</b>	<b>2</b>	<b>8</b>	<b>16</b>	<b>32</b>	<b>8</b>	<b>3</b>	<b>.293</b>	<b>.347</b>	<b>1</b>

### ALEXANDER KENNETH PANTUSO

RHP

Goes by "Alex"

**Born:** Pittsburgh, Pennsylvania, October 14, 1995; **Home:** Pittsburgh, Pennsylvania

**Bats:** Right; **Throws:** Right; **Height:** 6-5; **Weight:** 235

**Obtained:** Selected in the 31<sup>st</sup> round of the 2018 First-Year Player Draft

Signed out of Slippery Rock University by Matthew Higginson.



Year	Club	W	L	ERA	G	GS	CG	SHO	SV	IP	H	R	ER	HR	HB	BB	IBB	SO	WP	BK
2018	AZL A's (R)	0	0	3.33	15	0	0	0	0	24.1	15	10	9	0	3	13	0	35	6	0
<b>Minor League Totals</b>		<b>0</b>	<b>0</b>	<b>3.33</b>	<b>15</b>	<b>0</b>	<b>0</b>	<b>0</b>	<b>0</b>	<b>24.1</b>	<b>15</b>	<b>10</b>	<b>9</b>	<b>0</b>	<b>3</b>	<b>13</b>	<b>0</b>	<b>35</b>	<b>6</b>	<b>0</b>

### MARK DAVID PAYTON

OF

**Born:** Orland Park, Illinois, December 7, 1991; **Home:** Orland Park, Illinois

**Bats:** Left; **Throws:** Left; **Height:** 5-8; **Weight:** 190

**Obtained:** Selected from New York-AL in the 2018 minor league Rule 5 Draft

Originally drafted in the seventh round of the 2014 First-Year Player Draft by New York-AL.

Year	Club	AVG.	G	AB	R	H	2B	3B	HR	RBI	SH	SF	HP	BB	SO	SB	CS	SLG	OBP	E
2014	Charleston (A)	.357	22	84	16	30	4	1	2	13	0	0	0	13	15	1	2	.500	.443	1
	Tampa (A)	.286	26	91	14	26	11	1	2	8	0	2	2	16	17	3	2	.495	.396	1
2015	Tampa (A)	.291	49	182	33	53	8	4	1	18	3	1	4	26	32	6	4	.396	.390	4
	Trenton (AA)	.250	72	264	28	66	9	1	5	34	2	4	3	24	60	5	3	.348	.315	0
2016	Tampa (A)	.309	24	81	15	25	2	1	3	15	0	1	0	16	18	2	3	.469	.418	0
	Scranton (AAA)	.429	2	7	1	3	1	0	0	0	0	0	0	2	1	0	1	.571	.556	0
2017	Trenton (AA)	.272	97	338	53	92	15	5	7	47	7	2	3	31	50	8	2	.408	.337	1
	Scranton (AAA)	.272	80	268	33	73	14	2	6	22	0	2	2	24	51	4	5	.407	.334	3
2018	Trenton (AA)	.179	14	56	6	10	1	3	0	1	0	1	0	2	16	0	1	.304	.203	1
	Scranton (AAA)	.259	62	197	29	51	6	2	6	25	3	2	1	34	49	2	6	.401	.368	2
<b>Minor League Totals</b>		<b>.274</b>	<b>448</b>	<b>1568</b>	<b>228</b>	<b>429</b>	<b>71</b>	<b>20</b>	<b>32</b>	<b>183</b>	<b>15</b>	<b>15</b>	<b>15</b>	<b>188</b>	<b>308</b>	<b>32</b>	<b>28</b>	<b>.406</b>	<b>.354</b>	<b>13</b>

### JOSEPH PENA

IF

**Born:** Brooklyn, New York, October 27, 1995; **Home:** Staten Island, New York

**Bats:** Both; **Throws:** Right; **Height:** 5-8; **Weight:** 170

**Obtained:** Selected from in the 33<sup>rd</sup> round of the 2018 First-Year Player Draft

Signed out of St. Thomas Aquinas College by Ronald Vaughn.

Year	Club	AVG.	G	AB	R	H	2B	3B	HR	RBI	SH	SF	HP	BB	SO	SB	CS	SLG	OBP	E
2018	AZL A's (R)	.143	4	7	3	1	0	0	0	1	1	0	0	4	3	1	1	.143	.455	2
	Vermont (A)	.218	44	147	27	32	4	4	0	16	1	3	5	26	32	9	1	.299	.348	3
<b>Minor League Totals</b>		<b>.214</b>	<b>48</b>	<b>154</b>	<b>30</b>	<b>33</b>	<b>4</b>	<b>4</b>	<b>0</b>	<b>17</b>	<b>2</b>	<b>3</b>	<b>5</b>	<b>30</b>	<b>35</b>	<b>10</b>	<b>2</b>	<b>.292</b>	<b>.354</b>	<b>5</b>

### BRALLAN ANDRES PEREZ (BLANCO)

OF

**Born:** Cartagena, Colombia, January 27, 1996; **Home:** Cartagena, Colombia

**Bats:** Right; **Throws:** Right; **Height:** 5-7; **Weight:** 164

**Obtained:** Selected from Baltimore in the 2017 minor league Rule 5 Draft

Traded from Texas to Baltimore for International Signing Bonus Pool money on August 5, 2017.

Year	Club	AVG.	G	AB	R	H	2B	3B	HR	RBI	SH	SF	HP	BB	SO	SB	CS	SLG	OBP	E
2013	DSL Rangers (R)	.325	61	206	43	67	10	1	0	31	2	3	6	32	14	9	6	.383	.425	3
2014	DSL Rangers (R)	.280	64	214	49	60	12	1	0	27	12	3	10	43	19	16	4	.346	.419	12
	Myrtle Beach (A)	.000	1	1	0	0	0	0	0	0	0	0	0	0	0	0	0	.000	.000	0
2015	AZL Rangers (R)	.300	29	110	15	33	4	0	0	8	2	0	2	8	13	2	1	.336	.358	8
	Hickory (A)	.194	11	31	5	6	0	0	0	0	0	0	0	4	4	2	2	.194	.286	1
2016	Spokane (A)	.307	29	75	9	23	1	0	2	13	1	0	2	13	10	1	2	.400	.422	5
	Hickory (A)	.393	10	28	1	11	1	0	1	5	0	0	0	2	2	2	2	.536	.433	2
2017	Hickory (A)	.359	21	78	12	28	1	0	2	10	1	1	0	7	11	0	1	.449	.407	6
	Down East (A)	.234	46	158	16	37	2	0	1	8	1	1	0	15	21	8	5	.266	.309	4
	Frederick (A)	.368	19	57	13	21	2	1	1	4	1	0	2	7	2	1	1	.491	.455	7
2018	Round Rock (AAA)	.000	2	5	0	0	0	0	0	0	0	0	0	0	0	0	0	.000	.000	0
	Stockton (A)	.265	87	313	47	83	9	4	0	13	3	1	9	31	56	2	4	.319	.347	13
<b>Minor League Totals</b>		<b>.289</b>	<b>381</b>	<b>1504</b>	<b>210</b>	<b>369</b>	<b>42</b>	<b>7</b>	<b>7</b>	<b>119</b>	<b>25</b>	<b>8</b>	<b>33</b>	<b>162</b>	<b>152</b>	<b>43</b>	<b>28</b>	<b>.350</b>	<b>.381</b>	<b>61</b>

### LUKE GIANCARLO PERSICO

OF

**Born:** Tazana, California, October 4, 1995; **Home:** San Diego, California

**Bats:** Right; **Throws:** Right; **Height:** 6-2; **Weight:** 178

**Obtained:** Selected in the 12<sup>th</sup> round of the 2016 First-Year Player Draft

Signed out of UCLA as a four-year junior...finished 2018 seventh in the organization in batting average (.287), 10<sup>th</sup> in hits (123), tied for 10<sup>th</sup> in RBI (60), and third in doubles (32).

**Organizational Players, continued**

Year	Club	AVG.	G	AB	R	H	2B	3B	HR	RBI	SH	SF	HP	BB	SO	SB	CS	SLG	OBP	E
2016	AZL A's (R)	.111	6	18	3	2	0	1	0	1	0	0	0	3	3	2	0	.238	.222	0
	Vermont (A)	.201	48	164	17	33	5	0	3	14	0	4	0	16	40	4	2	.266	.287	7
2017	Beloit (A)	.260	117	446	61	116	25	4	5	64	1	7	2	46	80	7	4	.327	.368	8
2018	Stockton (A)	.287	112	429	58	123	32	5	5	60	1	6	2	44	78	5	5	.420	.351	5
<b>Minor League Totals</b>		<b>.259</b>	<b>283</b>	<b>1057</b>	<b>139</b>	<b>274</b>	<b>62</b>	<b>10</b>	<b>13</b>	<b>139</b>	<b>2</b>	<b>17</b>	<b>4</b>	<b>109</b>	<b>201</b>	<b>18</b>	<b>11</b>	<b>.374</b>	<b>.326</b>	<b>20</b>

**LEUDENY PINEDA (FIGUEROA) RHP**

**Born:** Azua, Dominican Republic, January 29, 1996; **Home:** Davie, Florida  
**Bats:** Right; **Throws:** Left; **Height:** 5-11; **Weight:** 205  
**Obtained:** Selected in the 26<sup>th</sup> round of the 2018 First-Year Player Draft

Signed out of ASA College, Miami by Julio Franco.

Year	Club	W	L	ERA	G	GS	CG	SHO	SV	IP	H	R	ER	HR	HB	BB	IBB	SO	WP	BK
2018	AZL A's (R)	1	3	7.32	13	1	0	0	0	19.2	20	18	16	1	3	14	0	14	5	1
<b>Minor League Totals</b>		<b>1</b>	<b>3</b>	<b>7.32</b>	<b>13</b>	<b>1</b>	<b>0</b>	<b>0</b>	<b>0</b>	<b>19.2</b>	<b>20</b>	<b>18</b>	<b>16</b>	<b>1</b>	<b>3</b>	<b>14</b>	<b>0</b>	<b>14</b>	<b>5</b>	<b>1</b>

**JARED MARCUS POCHE LHP**

**Born:** New Orleans, Louisiana, November 21, 1994; **Home:** Litcher, Louisiana  
**Bats:** Right; **Throws:** Left; **Height:** 6-0; **Weight:** 217  
**Obtained:** Selected in the ninth round of the 2017 First Year Player Draft

Graduated from Litcher HS (LA)...signed by Kelcey Mucker...played collegiately at Louisiana State University... missed most of 2017 due to injury...finished 2018 tied for seventh in the organization in wins (8).

Year	Club	W	L	ERA	G	GS	CG	SHO	SV	IP	H	R	ER	HR	HB	BB	IBB	SO	WP	BK
2017	Vermont (A)	0	0	0.00	1	1	0	0	0	2.0	3	0	0	0	0	0	0	2	0	0
2018	Beloit (A)	8	6	4.41	25	22	0	0	0	130.2	127	69	64	9	10	34	2	105	6	0
<b>Minor League Totals</b>		<b>8</b>	<b>6</b>	<b>4.34</b>	<b>26</b>	<b>23</b>	<b>0</b>	<b>0</b>	<b>0</b>	<b>132.2</b>	<b>130</b>	<b>69</b>	<b>64</b>	<b>9</b>	<b>10</b>	<b>34</b>	<b>2</b>	<b>107</b>	<b>6</b>	<b>0</b>

**JAMES CODY PUCKETT LHP**

Goes by "Cody"  
**Born:** Knob Noster, Missouri, March 29, 1995; **Home:** Murfreesboro, Tennessee  
**Bats:** Right; **Throws:** Left; **Height:** 6-1; **Weight:** 205  
**Obtained:** Selected in the 30th round of the 2017 First Year Player Draft

Graduated from DeKalb County HS (TN)...played collegiately for Middle Tennessee State...signed by Dillon Tung...missed all of 2018.

Year	Club	W	L	ERA	G	GS	CG	SHO	SV	IP	H	R	ER	HR	HB	BB	IBB	SO	WP	BK
2017	AZL A's (R)	0	1	3.05	15	0	0	0	1	20.2	17	14	7	0	1	13	2	29	6	0
2018										DNP - Suspension										
<b>Minor League Totals</b>		<b>0</b>	<b>1</b>	<b>3.05</b>	<b>15</b>	<b>0</b>	<b>0</b>	<b>0</b>	<b>1</b>	<b>20.2</b>	<b>17</b>	<b>14</b>	<b>7</b>	<b>0</b>	<b>1</b>	<b>13</b>	<b>2</b>	<b>29</b>	<b>6</b>	<b>0</b>

**CHRISTOPHER QUINTIN (REYNOSO) IF**

**Born:** Bani, Dominican Republic, June 7, 1999; **Home:** Peravia, Dominican Republic  
**Bats:** Right; **Throws:** Right; **Height:** 6-0; **Weight:** 166  
**Obtained:** Signed as a free agent to a minor league deal on July 2, 2015

Signed by Amaury Reyes.

Year	Club	AVG.	G	AB	R	H	2B	3B	HR	RBI	SH	SF	HP	BB	SO	SB	CS	SLG	OBP	E
2016	AZL A's (R)	.000	5	12	0	0	0	0	0	0	0	0	0	1	7	0	0	.077	.000	3
	DSL A's (R)	.146	32	96	6	14	4	0	5	3	0	2	10	37	1	0	.241	.188	10	
2017	AZL A's (R)	.000	4	10	1	0	0	0	1	0	0	0	0	1	2	0	0	.091	.000	3
	DSL A's (R)	.190	28	79	11	15	3	1	0	5	2	0	2	11	18	4	3	.304	.253	8
	Vermont (A)	.000	2	5	1	0	0	0	0	0	0	0	0	2	1	0	0	.286	.000	0
2018	AZL A's (R)	.217	43	138	17	30	5	0	2	13	0	0	0	11	47	5	2	.297	.275	11
<b>Minor League Totals</b>		<b>.174</b>	<b>116</b>	<b>340</b>	<b>36</b>	<b>59</b>	<b>12</b>	<b>1</b>	<b>2</b>	<b>24</b>	<b>5</b>	<b>0</b>	<b>4</b>	<b>36</b>	<b>112</b>	<b>10</b>	<b>5</b>	<b>.232</b>	<b>.261</b>	<b>35</b>

**Born:** Chesapeake, Virginia, February 21, 1995; **Home:** Suffolk, Virginia  
**Bats:** Left; **Throws:** Left; **Height:** 5-9; **Weight:** 185  
**Obtained:** Selected in the seventh round of the 2016 First-Year Player Draft

Graduated from Cape Henry Collegiate HS (VA)...played at North Carolina, where he was Second Team All-ACC as a junior in 2016...signed by Neil Avent...among A's farmhands, finished 2017 first in walks (73) and on-base percentage (.398), second in hits (148), tied for second in runs scored (80) and third in batting average (.304)... finished 2018 second in hits (147), third in RBI (79), second in doubles (35) and tied for second in walks (62).

Year	Club	AVG.	G	AB	R	H	2B	3B	HR	RBI	SH	SF	HP	BB	SO	SB	CS	SLG	OBP	E
2016	AZL A's (R)	.286	8	28	5	8	3	2	0	8	0	0	0	1	10	1	0	.536	.310	0
	Vermont (A)	.220	48	150	22	33	8	1	2	15	0	2	5	19	39	5	0	.327	.324	2
2017	Stockton (A)	.301	76	279	51	84	12	2	7	39	0	2	2	45	80	5	2	.434	.399	0
	Midland (AA)	.308	58	208	29	64	11	1	4	24	0	3	4	28	53	3	3	.428	.395	0
2018	Midland (AA)	.287	134	512	73	147	35	4	10	79	2	8	10	62	148	5	4	.430	.370	4
<b>Minor League Totals</b>		<b>.285</b>	<b>324</b>	<b>1370</b>	<b>180</b>	<b>336</b>	<b>69</b>	<b>10</b>	<b>23</b>	<b>165</b>	<b>2</b>	<b>15</b>	<b>21</b>	<b>155</b>	<b>330</b>	<b>19</b>	<b>9</b>	<b>.420</b>	<b>.374</b>	<b>6</b>

## JOSHUA WILLIAM REAGAN

LHP

**Born:** Sumter, South Carolina, October 2, 1994; **Home:** Lexington, South Carolina  
**Bats:** Switch; **Throws:** Left; **Height:** 6-0; **Weight:** 188  
**Obtained:** Selected in the 15th round of the 2017 First Year Player Draft

Graduated from Lexington HS (SC)...signed by Neil Avent...played for the University of South Carolina.

Year	Club	W	L	ERA	G	GS	CG	SHO	SV	IP	H	R	ER	HR	HB	BB	IBB	SO	WP	BK
2017	AZL A's (R)	1	1	8.10	2	0	0	0	0	3.1	3	3	3	0	0	2	0	5	3	0
	Vermont (A)	1	1	2.21	12	0	0	0	1	20.1	15	5	5	1	1	2	0	21	2	1
2018	Vermont (A)	1	1	3.46	6	0	0	0	0	13.0	12	6	5	2	2	2	0	12	3	0
	Beloit (A)	3	3	5.52	30	1	0	0	4	45.2	50	32	28	4	4	19	0	33	5	1
<b>Minor League Totals</b>		<b>6</b>	<b>6</b>	<b>4.48</b>	<b>50</b>	<b>1</b>	<b>0</b>	<b>0</b>	<b>5</b>	<b>82.1</b>	<b>80</b>	<b>46</b>	<b>41</b>	<b>7</b>	<b>7</b>	<b>25</b>	<b>0</b>	<b>71</b>	<b>13</b>	<b>2</b>

## ADAM TIMOTHY REUSS

RHP

**Born:** Gurnee, Illinois, March 14, 1995; **Home:** Gurnee, Illinois  
**Bats:** Right; **Throws:** Left; **Height:** 6-5; **Weight:** 224  
**Obtained:** Selected in the 29th round of the 2017 First Year Player Draft

Graduated from Warren Township HS (IL)...played for the University of Wisconsin, Milwaukee...signed by Kevin Mello.

Year	Club	W	L	ERA	G	GS	CG	SHO	SV	IP	H	R	ER	HR	HB	BB	IBB	SO	WP	BK
2017	AZL A's (R)	1	1	6.52	14	1	0	0	1	19.1	20	15	14	0	4	16	0	25	5	0
2018	Vermont (A)	5	2	3.88	14	12	0	0	0	65.0	63	32	28	4	4	22	0	54	3	0
	Beloit (A)	0	0	4.91	3	0	0	0	0	7.1	8	4	4	0	1	2	0	7	2	0
<b>Minor League Totals</b>		<b>6</b>	<b>3</b>	<b>5.01</b>	<b>31</b>	<b>13</b>	<b>0</b>	<b>0</b>	<b>1</b>	<b>91.2</b>	<b>91</b>	<b>51</b>	<b>46</b>	<b>4</b>	<b>9</b>	<b>40</b>	<b>0</b>	<b>86</b>	<b>10</b>	<b>0</b>

## KEVIN NORBERTO RICHARDS (PLACIDO)

OF

**Born:** La Romana, Dominican Republic, January 1, 2000; **Home:** La Romana, Dominican Republic  
**Bats:** Right; **Throws:** Right; **Height:** 6-2; **Weight:** 175  
**Obtained:** Signed as a free agent to a minor league deal on July 2, 2016

Signed by Amaury Reyes.

Year	Club	AVG.	G	AB	R	H	2B	3B	HR	RBI	SH	SF	HP	BB	SO	SB	CS	SLG	OBP	E
2017	DSL A's (R)	.248	35	101	16	25	0	4	0	10	1	2	2	11	29	10	5	.327	.328	2
2018	AZL A's (R)	.248	42	121	21	30	6	2	0	13	2	1	1	8	32	7	0	.331	.298	2
<b>Minor League Totals</b>		<b>.248</b>	<b>77</b>	<b>250</b>	<b>37</b>	<b>55</b>	<b>6</b>	<b>6</b>	<b>0</b>	<b>23</b>	<b>3</b>	<b>3</b>	<b>3</b>	<b>19</b>	<b>61</b>	<b>17</b>	<b>5</b>	<b>.329</b>	<b>.312</b>	<b>4</b>

## RAFAL ANTONIO RINCONES (PEREZ)

OF

**Born:** Valencia, Venezuela, July 1, 1999; **Home:** Valencia, Venezuela  
**Bats:** Both; **Throws:** Right; **Height:** 6-0; **Weight:** 202  
**Obtained:** Acquired from the Red Sox in a trade for Rajai Davis on August 23, 2017

Originally signed by the Red Sox to a minor league deal on August 9, 2015.

## Organizational Players, continued

Year	Club	AVG.	G	AB	R	H	2B	3B	HR	RBI	SH	SF	HP	BB	SO	SB	CS	SLG	OBP	E
2016	DSL Red Sox (R)	.275	40	120	26	33	5	1	1	20	2	0	4	21	43	6	2	.400	.358	1
2017	DSL Red Sox (R)	.258	58	198	38	51	13	3	1	19	0	1	5	32	51	8	3	.373	.369	4
	DSL A's (R)	.500	2	6	2	3	1	0	0	3	0	0	0	0	0	0	0	.500	.667	1
2018	AZL A's (R)	.209	36	86	13	18	3	0	3	18	0	2	3	10	36	2	1	.349	.307	0
<b>Minor League Totals</b>		<b>.256</b>	<b>136</b>	<b>490</b>	<b>79</b>	<b>105</b>	<b>22</b>	<b>4</b>	<b>5</b>	<b>60</b>	<b>2</b>	<b>3</b>	<b>12</b>	<b>63</b>	<b>130</b>	<b>16</b>	<b>6</b>	<b>.366</b>	<b>.369</b>	<b>6</b>

### ALFONSO RIVAS

IF

**Born:** San Diego, California, September 13, 1996; **Home:** La Jolla, California

**Bats:** Left; **Throws:** Left; **Height:** 5-10; **Weight:** 188

**Obtained:** Selected in the fourth round of the 2018 First-Year Player Draft

Signed out of the University of Arizona by Scott Cousins.

Year	Club	AVG.	G	AB	R	H	2B	3B	HR	RBI	SH	SF	HP	BB	SO	SB	CS	SLG	OBP	E
2018	Vermont (A)	.285	61	214	33	61	16	1	1	28	0	2	5	36	44	7	4	.383	.397	4
<b>Minor League Totals</b>		<b>.285</b>	<b>61</b>	<b>214</b>	<b>33</b>	<b>61</b>	<b>16</b>	<b>1</b>	<b>1</b>	<b>28</b>	<b>0</b>	<b>2</b>	<b>5</b>	<b>36</b>	<b>44</b>	<b>7</b>	<b>4</b>	<b>.383</b>	<b>.397</b>	<b>4</b>

### JOSE FELIX RIVAS (SUAREZ)

C

**Born:** Barquisimeto, Venezuela, August 5, 1998; **Home:** Lara, Venezuela

**Bats:** Right; **Throws:** Right; **Height:** 5-11; **Weight:** 214

**Obtained:** Signed as a free agent to a minor league deal on August 5, 2014

Signed by Ruben Barradas.

Year	Club	AVG.	G	AB	R	H	2B	3B	HR	RBI	SH	SF	HP	BB	SO	SB	CS	SLG	OBP	E
2015	DSL A's (R)	.223	53	179	11	40	6	0	1	16	2	0	5	24	19	1	0	.332	.274	6
2016	DSL A's (R)	.230	40	113	12	26	1	0	0	11	1	3	6	17	13	3	0	.353	.239	2
2017	DSL A's (R)	.248	36	101	12	25	3	1	0	9	0	0	4	12	10	2	2	.350	.297	3
2018	Vermont (A)	.215	45	144	16	31	4	0	2	16	2	1	4	11	25	0	0	.285	.288	7
<b>Minor League Totals</b>		<b>.227</b>	<b>174</b>	<b>537</b>	<b>51</b>	<b>122</b>	<b>14</b>	<b>1</b>	<b>3</b>	<b>52</b>	<b>5</b>	<b>4</b>	<b>19</b>	<b>64</b>	<b>67</b>	<b>6</b>	<b>2</b>	<b>.274</b>	<b>.329</b>	<b>18</b>

### JEAN CARLOS RUIZ (TORRES)

RHP

**Born:** Cartagena, Colombia, September 6, 1996; **Home:** Cartagena, Colombia

**Bats:** Right; **Throws:** Right; **Height:** 6-0; **Weight:** 214

**Obtained:** Signed as a free agent to a minor league deal on January 24, 2014

Signed by Jose Quintero.

Year	Club	W	L	ERA	G	GS	CG	SHO	SV	IP	H	R	ER	HR	HB	BB	IBB	SO	WP	BK
2014	DSL A's (R)	2	4	7.32	14	4	0	0	0	35.2	46	38	29	0	1	29	0	29	5	0
2015	DSL A's (R)	2	4	3.02	15	5	0	0	2	56.2	49	33	19	5	5	24	1	41	9	0
2016	DSL A's (R)	4	2	1.70	13	7	0	0	1	58.1	45	19	11	0	3	14	0	50	8	0
2017	Vermont (A)	1	0	1.38	15	8	0	0	0	52.1	35	11	8	1	5	9	0	42	0	0
2018	Beloit (A)	5	12	4.66	27	20	0	0	0	119.2	123	71	62	14	9	41	1	77	6	1
<b>Minor League Totals</b>		<b>14</b>	<b>22</b>	<b>3.60</b>	<b>84</b>	<b>44</b>	<b>0</b>	<b>0</b>	<b>3</b>	<b>322.2</b>	<b>298</b>	<b>172</b>	<b>129</b>	<b>20</b>	<b>23</b>	<b>117</b>	<b>2</b>	<b>230</b>	<b>28</b>	<b>1</b>

### CARLOS ANTONIO SANCHEZ (GORDON)

RHP

**Born:** Panama, Panama, December 26, 1997; **Home:** Panama, Panama

**Bats:** Right; **Throws:** Right; **Height:** 5-11; **Weight:** 150

**Obtained:** Signed as a non-drafted free agent, September 21, 2015

Year	Club	W	L	ERA	G	GS	CG	SHO	SV	IP	H	R	ER	HR	HB	BB	IBB	SO	WP	BK
2016	DSL A's (R)	3	0	2.86	17	0	0	0	2	34.2	34	11	11	0	1	2	0	21	3	0
2017	Vermont (A)	1	0	18.00	2	0	0	0	0	4.0	8	8	3	0	2	0	1	1	1	0
	AZL A's (R)	0	0	3.38	1	0	0	0	0	2.2	3	1	1	1	0	0	0	0	0	0
	DSL A's (R)	1	0	0.73	13	0	0	0	4	24.2	15	4	2	0	1	7	2	20	0	0
2018	DSL A's (R)	2	0	2.35	9	0	0	0	4	15.1	12	5	4	0	1	4	0	19	3	0
<b>Minor League Totals</b>		<b>7</b>	<b>0</b>	<b>2.88</b>	<b>42</b>	<b>0</b>	<b>0</b>	<b>0</b>	<b>10</b>	<b>81.1</b>	<b>72</b>	<b>29</b>	<b>26</b>	<b>4</b>	<b>3</b>	<b>15</b>	<b>2</b>	<b>61</b>	<b>7</b>	<b>0</b>

**SANTIS YOVANY SANCHEZ (BERBERENA)****C****Born:** Caguas, Puerto Rico, August 21, 1998; **Home:** Las Piedras, Puerto Rico**Bats:** Right; **Throws:** Right; **Height:** 6-0; **Weight:** 249**Obtained:** Selected in the sixth round of the 2017 First-Year Player Draft

Signed by Ruben Escalera.

Year	Club	AVG.	G	AB	R	H	2B	3B	HR	RBI	SH	SF	HP	BB	SO	SB	CS	SLG	OBP	E
2017	AZL A's (R)	.253	30	99	10	25	6	0	0	10	0	1	0	8	31	0	1	.313	.306	5
2018	AZL A's (R)	.056	7	18	1	1	0	0	0	1	0	0	0	4	9	0	0	.056	.227	0
<b>Minor League Totals</b>		<b>.222</b>	<b>37</b>	<b>117</b>	<b>11</b>	<b>26</b>	<b>6</b>	<b>0</b>	<b>0</b>	<b>11</b>	<b>0</b>	<b>1</b>	<b>0</b>	<b>12</b>	<b>40</b>	<b>0</b>	<b>1</b>	<b>.274</b>	<b>.292</b>	<b>5</b>

**DALTON JAMES SAWYER****LHP****Born:** Minneapolis, Minnesota, November 22, 1993; **Home:** Waconia, Minnesota**Bats:** Left; **Throws:** Left; **Height:** 6-5; **Weight:** 212**Obtained:** Selected in the ninth round of the 2016 First-Year Player Draft

Graduated from Waconia HS (MN)...played collegiately at Minnesota...was Second Team All-Big 10 as a senior in 2016...signed by Kevin Mello...among A's farmhands, finished 2017 third in strikeouts (140), fourth in wins (9), fifth in ERA (3.58) and sixth in innings pitched (130.2)...missed all of 2018 due to injury.

Year	Club	W	L	ERA	G	GS	CG	SHO	SV	IP	H	R	ER	HR	HB	BB	IBB	SO	WP	BK
2016	Vermont (A)	0	3	3.38	14	0	0	0	3	18.2	15	9	7	1	2	10	1	26	2	0
2017	Beloit (A)	4	3	2.25	12	8	1	0	1	56.0	34	15	14	3	2	21	0	64	2	3
	Stockton (A)	5	5	3.68	13	11	0	0	0	66.0	67	29	27	12	5	20	0	74	3	0
	Nashville (AAA)	0	1	11.42	2	2	0	0	0	8.2	12	11	11	3	0	6	0	2	0	0
2018		DNP – Injury																		
<b>Minor League Totals</b>		<b>9</b>	<b>12</b>	<b>3.56</b>	<b>41</b>	<b>21</b>	<b>1</b>	<b>0</b>	<b>4</b>	<b>149.1</b>	<b>128</b>	<b>64</b>	<b>59</b>	<b>19</b>	<b>9</b>	<b>57</b>	<b>1</b>	<b>166</b>	<b>7</b>	<b>3</b>

**MAXWELL CARTER SCHUEMANN****IF**

Goes by "Max"

**Born:** Kalamazoo, Michigan, June 11, 1997; **Home:** Portage, Michigan**Bats:** Right; **Throws:** Right; **Height:** 5-11; **Weight:** 190**Obtained:** Selected in the 20<sup>th</sup> round of the 2018 First-Year Player Draft

Signed out of Eastern Michigan University by Richard Sparks.

Year	Club	AVG.	G	AB	R	H	2B	3B	HR	RBI	SH	SF	HP	BB	SO	SB	CS	SLG	OBP	E
2018	Vermont (A)	.195	45	123	19	24	1	0	0	6	0	2	9	13	31	11	1	.203	.313	7
<b>Minor League Totals</b>		<b>.195</b>	<b>45</b>	<b>123</b>	<b>19</b>	<b>24</b>	<b>1</b>	<b>0</b>	<b>0</b>	<b>6</b>	<b>0</b>	<b>2</b>	<b>9</b>	<b>13</b>	<b>31</b>	<b>11</b>	<b>1</b>	<b>.203</b>	<b>.313</b>	<b>7</b>

**JEFFREY JAMES SCHWARZ****C**

Goes by "JJ"

**Born:** Palm Beach Gardens, Florida, March 28, 1996; **Home:** Palm Beach Gardens, Florida**Bats:** Right; **Throws:** Right; **Height:** 6-1; **Weight:** 205**Obtained:** Selected in the eighth round of the 2018 First-Year Player Draft

Signed out of the University of Florida by Trevor Schaffner.

Year	Club	AVG.	G	AB	R	H	2B	3B	HR	RBI	SH	SF	HP	BB	SO	SB	CS	SLG	OBP	E
2018	AZL A's (R)	.389	7	18	5	7	3	0	0	4	0	0	1	6	1	0	0	.556	.560	1
	Vermont (A)	.230	18	61	7	14	2	1	0	6	0	1	1	10	17	0	0	.295	.342	3
<b>Minor League Totals</b>		<b>.266</b>	<b>25</b>	<b>79</b>	<b>12</b>	<b>21</b>	<b>5</b>	<b>1</b>	<b>0</b>	<b>10</b>	<b>0</b>	<b>1</b>	<b>2</b>	<b>16</b>	<b>18</b>	<b>0</b>	<b>0</b>	<b>.354</b>	<b>.398</b>	<b>4</b>

**JOEL PATRICK SEDDON****RHP****Born:** Port Huron, Michigan, July 13, 1992; **Home:** Lexington, South Carolina**Bats:** Right; **Throws:** Right; **Height:** 6-0; **Weight:** 185**Obtained:** Selected in the 11<sup>th</sup> round of the 2014 First-Year Player Draft

Graduated from St. Clair HS (MI)...played collegiately at the University of South Carolina, where he was a second-team All-SEC selection as a junior in 2014...previously drafted by Toronto in the 20<sup>th</sup> round of the 2011 draft but did not sign...signed by Neil Avent...was named Texas League Pitcher of the Week the week of June 20-26, 2016...finished 2018 tied for fifth in the organization in wins (9).

## Organizational Players, continued

Year	Club	W	L	ERA	G	GS	CG	SHO	SV	IP	H	R	ER	HR	HB	BB	IBB	SO	WP	BK
2014	AZL A's (R)	0	0	4.50	1	0	0	0	0	2.0	1	1	1	0	0	2	0	4	1	0
	Beloit (A)	2	2	2.84	19	0	0	0	1	25.1	20	9	8	2	3	8	1	20	1	0
2015	Stockton (A)	8	8	3.59	34	14	0	0	0	105.1	103	49	42	11	3	17	0	82	8	1
2016	Midland (AA)	9	9	4.40	27	26	0	0	0	143.1	149	84	70	13	8	48	3	75	8	0
2017	Midland (AA)	3	4	5.00	33	6	0	0	2	93.2	107	56	52	8	6	31	2	70	2	0
	Nashville (AAA)	0	0	2.25	1	1	0	0	0	4.0	5	1	1	0	0	3	0	5	0	0
2018	Midland (AA)	9	7	4.81	28	17	0	0	0	118.0	131	67	63	19	9	38	1	80	5	0
<b>Minor League Totals</b>		<b>31</b>	<b>30</b>	<b>4.34</b>	<b>64</b>	<b>23</b>	<b>0</b>	<b>0</b>	<b>3</b>	<b>491.2</b>	<b>516</b>	<b>267</b>	<b>237</b>	<b>53</b>	<b>29</b>	<b>147</b>	<b>7</b>	<b>336</b>	<b>25</b>	<b>1</b>

### SAMUEL ROWLAND SHEEHAN

RHP

Goes by "Sam"

**Born:** San Diego, California, August 8, 1993; **Home:** Summerland, California

**Bats:** Right; **Throws:** Right; **Height:** 6-2; **Weight:** 200

**Obtained:** Selected in the 31<sup>st</sup> round of the 2016 First-Year Player Draft

Graduated from Calvary Christian HS (CA)...played at Westmont College with fellow 2016 A's draft pick Jarret Costa...was named All-GSAC and set a school record with 12 saves as a senior...signed by Craig Conklin.

Year	Club	W	L	ERA	G	GS	CG	SHO	SV	IP	H	R	ER	HR	HB	BB	IBB	SO	WP	BK
2016	AZL A's (R)	2	1	3.20	14	0	0	0	3	19.2	17	10	7	0	1	12	1	29	4	0
2017	Beloit (A)	3	2	2.21	29	0	0	0	6	40.2	36	14	10	3	3	27	2	54	3	0
2018	Stockton (A)	3	2	4.32	44	0	0	0	1	50.0	35	25	24	1	6	32	1	78	4	0
<b>Minor League Totals</b>		<b>8</b>	<b>5</b>	<b>3.34</b>	<b>87</b>	<b>0</b>	<b>0</b>	<b>0</b>	<b>10</b>	<b>110.1</b>	<b>78</b>	<b>49</b>	<b>41</b>	<b>4</b>	<b>10</b>	<b>71</b>	<b>4</b>	<b>161</b>	<b>11</b>	<b>0</b>

### BRETT ALLAN SIDDALL

OF

**Born:** Windsor, Ontario, Canada, October 3, 1994; **Home:** Windsor, Ontario, Canada

**Bats:** Left; **Throws:** Left; **Height:** 6-0; **Weight:** 207

**Obtained:** Selected in the 13<sup>th</sup> round of the 2015 First-Year Player Draft

Graduated from Holy Names HS (Canada)...played at Canisius College in Buffalo, NY...signed by Matt Higginson...in 2017, finished fifth among A's farmhands in batting average (.300), fourth in home runs (21), total bases (218), and runs scored (78), third in slugging percentage (.495) and fifth in on-base percentage (.365).

Year	Club	AVG.	G	AB	R	H	2B	3B	HR	RBI	SH	SF	HP	BB	SO	SB	CS	SLG	OBP	E
2015	AZL A's (R)	.342	19	73	12	25	5	3	2	13	0	1	1	10	9	3	0	.575	.424	1
	Vermont (A)	.264	43	159	17	42	11	1	4	29	0	2	6	9	32	1	1	.421	.324	1
2016	Beloit (A)	.241	135	481	50	116	24	2	9	60	0	3	11	47	98	5	6	.356	.321	3
2017	Stockton (A)	.300	117	440	78	132	23	0	21	68	0	3	14	33	104	3	1	.495	.365	5
2018	Midland (AA)	.206	74	253	22	52	10	2	2	28	1	4	4	23	64	2	1	.285	.278	0
	Stockton (A)	.212	44	156	14	33	5	1	6	22	0	2	3	14	50	0	0	.372	.286	0
<b>Minor League Totals</b>		<b>.256</b>	<b>432</b>	<b>1562</b>	<b>193</b>	<b>400</b>	<b>78</b>	<b>9</b>	<b>44</b>	<b>220</b>	<b>1</b>	<b>15</b>	<b>39</b>	<b>136</b>	<b>357</b>	<b>14</b>	<b>9</b>	<b>.402</b>	<b>.328</b>	<b>10</b>

### BENJAMIN DAVID SPITZNAGEL

OF

**Born:** Cincinnati, Ohio, August 30, 1994; **Home:** Cincinnati, Ohio

**Bats:** Left; **Throws:** Right; **Height:** 5-10; **Weight:** 178

**Obtained:** Selected in the 27<sup>th</sup> round of the 2017 First Year Player Draft

Graduated from Colerian HS (OH)...played collegiately at the University of North Carolina, Greensboro...signed by Neil Avent...missed all of 2018 due to injury.

Year	Club	AVG.	G	AB	R	H	2B	3B	HR	RBI	SH	SF	HP	BB	SO	SB	CS	SLG	OBP	E
2017	AZL A's (R)	.337	29	92	27	31	7	2	0	6	2	0	3	18	13	6	1	.457	.460	0
2018																				
<b>Minor League Totals</b>		<b>.337</b>	<b>29</b>	<b>92</b>	<b>27</b>	<b>31</b>	<b>7</b>	<b>2</b>	<b>0</b>	<b>6</b>	<b>2</b>	<b>0</b>	<b>3</b>	<b>18</b>	<b>13</b>	<b>6</b>	<b>1</b>	<b>.457</b>	<b>.460</b>	<b>0</b>

### PAYTON KING SQUIER

OF

**Born:** Napa, California, October 29, 1995; **Home:** El Mirage, Arizona

**Bats:** Left; **Throws:** Right; **Height:** 6-0; **Weight:** 225

**Obtained:** Selected in the 16<sup>th</sup> round of the 2017 First Year Player Draft

Graduated from Greenway HS (AZ)...signed by Scott Cousins...played at the University of Nevada, Las Vegas.

Year	Club	AVG.	G	AB	R	H	2B	3B	HR	RBI	SH	SF	HP	BB	SO	SB	CS	SLG	OBP	E
2017	Vermont (A)	.262	33	122	10	32	4	1	0	20	4	3	0	4	22	0	1	.311	.279	1
2018	Vermont (A)	.323	43	158	25	51	8	2	2	29	0	4	1	22	14	5	2	.437	.400	1
<b>Minor League Totals</b>		<b>.296</b>	<b>76</b>	<b>280</b>	<b>35</b>	<b>83</b>	<b>12</b>	<b>3</b>	<b>2</b>	<b>49</b>	<b>4</b>	<b>7</b>	<b>1</b>	<b>26</b>	<b>36</b>	<b>5</b>	<b>3</b>	<b>.382</b>	<b>.359</b>	<b>2</b>

### CODY ALLEN STULL

LHP

**Born:** Fort Wayne, Indiana, March 23, 1992; **Home:** Matthews, North Carolina

**Bats:** Left; **Throws:** Left; **Height:** 6-1; **Weight:** 197

**Obtained:** Selected in the 29<sup>th</sup> round of the 2014 First-Year Player Draft

Graduated from Grace Academy (NC)...attended Belmont Abbey College...signed by Neil Avent...tied for eighth among A's minor leaguers with six saves in 2016.

Year	Club	W	L	ERA	G	GS	CG	SHO	SV	IP	H	R	ER	HR	HB	BB	IBB	SO	WP	BK
2014	AZL A's (R)	1	0	1.47	14	1	0	0	2	18.1	12	5	3	0	1	8	0	27	3	0
2015	Beloit (A)	3	4	5.00	43	0	0	0	1	68.1	68	46	38	4	4	23	0	60	6	0
2016	Stockton (A)	3	2	1.46	36	0	0	0	6	55.2	48	21	9	2	2	11	0	63	3	0
	Midland (AA)	0	0	0.00	1	0	0	0	0	2.0	4	0	0	0	0	1	0	1	0	0
2017	Nashville (AAA)	0	0	4.50	2	0	0	0	0	4.0	4	2	2	1	0	2	0	1	0	0
	Stockton (A)	1	0	2.76	10	0	0	0	2	16.1	14	6	5	1	0	4	1	14	1	0
2018	Midland (AA)	2	2	5.27	26	1	0	0	0	42.2	52	28	25	4	1	24	2	26	5	1
	Midland (AA)	1	1	5.23	28	0	0	0	0	43.0	56	28	25	1	3	17	1	40	3	0
<b>Minor League Totals</b>		<b>11</b>	<b>9</b>	<b>3.85</b>	<b>160</b>	<b>2</b>	<b>0</b>	<b>0</b>	<b>11</b>	<b>250.1</b>	<b>258</b>	<b>136</b>	<b>107</b>	<b>13</b>	<b>11</b>	<b>90</b>	<b>4</b>	<b>232</b>	<b>21</b>	<b>1</b>

### SKYLAR AUSTIN SZYNSKI

RHP

**Born:** South Bend, Indiana, July 14, 1997; **Home:** Granger, Indiana

**Bats:** Left; **Throws:** Right; **Height:** 6-2; **Weight:** 215

**Obtained:** Selected in the fourth round of the 2016 First-Year Player Draft

Graduated from Penn HS (IN)...signed by Rich Sparks...missed all of 2017 and 2018 due to injury.

Year	Club	W	L	ERA	G	GS	CG	SHO	SV	IP	H	R	ER	HR	HB	BB	IBB	SO	WP	BK
2016	AZL A's (R)	0	3	8.10	7	7	0	0	0	13.1	16	14	12	1	1	4	0	8	5	0
2017						DNP - Injury														
2018						DNP - Injury														
<b>Minor League Totals</b>		<b>0</b>	<b>3</b>	<b>8.10</b>	<b>7</b>	<b>7</b>	<b>0</b>	<b>0</b>	<b>0</b>	<b>13.1</b>	<b>16</b>	<b>14</b>	<b>12</b>	<b>1</b>	<b>1</b>	<b>4</b>	<b>0</b>	<b>8</b>	<b>5</b>	<b>0</b>

### COLLIN AKIRA THEROUX

C

**Born:** San Mateo, California, May 10, 1994; **Home:** San Mateo, California

**Bats:** Right; **Throws:** Right; **Height:** 6-1; **Weight:** 217

**Obtained:** Selected in the 32<sup>nd</sup> round of the 2016 First-Year Player Draft

Signed out of Oklahoma State University as a four-year junior by Al Skorupa.

Year	Club	AVG.	G	AB	R	H	2B	3B	HR	RBI	SH	SF	HP	BB	SO	SB	CS	SLG	OBP	E
2016	AZL A's (R)	.156	11	32	4	5	4	0	0	4	0	0	3	4	14	0	0	.308	.281	0
	Beloit (A)	.000	7	21	0	0	0	0	0	0	0	0	0	2	15	1	0	.087	.000	2
2017	Beloit (A)	.147	84	273	34	40	11	0	13	30	0	0	0	38	143	1	0	.251	.330	9
2018	Stockton (A)	.181	73	227	34	41	6	2	12	32	2	2	3	43	101	3	1	.383	.316	3
<b>Minor League Totals</b>		<b>.156</b>	<b>175</b>	<b>553</b>	<b>72</b>	<b>86</b>	<b>21</b>	<b>2</b>	<b>25</b>	<b>66</b>	<b>2</b>	<b>2</b>	<b>6</b>	<b>87</b>	<b>273</b>	<b>5</b>	<b>1</b>	<b>.336</b>	<b>.276</b>	<b>14</b>

### ANDREW WEBER TOMASOVICH

LHP

**Born:** Charlotte, North Carolina, September 24, 1993; **Home:** Tega Cay, South Carolina

**Bats:** Left; **Throws:** Left; **Height:** 6-4; **Weight:** 218

**Obtained:** Selected in the 21<sup>st</sup> round of the 2015 First-Year Player Draft

Graduated from Fort Mill HS (SC)...played collegiately at Charleston Southern...signed by Neil Avent.

PLAYER DEVELOPMENT

## Organizational Players, continued

Year	Club	W	L	ERA	G	GS	CG	SHO	SV	IP	H	R	ER	HR	HB	BB	IBB	SO	WP	BK
2015	AZL A's (R)	0	0	2.45	3	0	0	0	0	3.2	3	1	1	0	0	2	0	3	1	0
	Vermont (A)	0	0	2.21	12	0	0	0	1	20.1	14	6	5	1	1	7	0	17	1	0
2016	Beloit (A)	2	2	5.67	33	0	0	0	1	39.2	39	30	25	1	7	26	0	50	8	0
2017	Beloit (A)	1	0	0.00	6	0	0	0	0	9.0	4	0	0	0	0	0	0	13	1	0
	Stockton (A)	3	3	4.72	29	0	0	0	0	34.1	33	21	18	3	2	18	0	42	4	0
2018	Stockton (A)	2	2	3.14	41	0	0	0	3	51.2	42	21	18	4	6	30	3	61	9	0
<b>Minor League Totals</b>		<b>8</b>	<b>7</b>	<b>3.80</b>	<b>124</b>	<b>0</b>	<b>0</b>	<b>0</b>	<b>5</b>	<b>158.2</b>	<b>135</b>	<b>79</b>	<b>67</b>	<b>9</b>	<b>16</b>	<b>83</b>	<b>3</b>	<b>186</b>	<b>24</b>	<b>0</b>

### OSCAR EDUARDO TOVAR (MOTA)

RHP

**Born:** Puerto La Cruz, Venezuela, March 19, 1998; **Home:** Caicara de Maturin, Venezuela

**Bats:** Right; **Throws:** Right; **Height:** 5-11; **Weight:** 225

**Obtained:** Signed as a non-drafted free agent, July 18, 2014

Signed by JC De La Cruz, Amauris Reyes, and Pablo Marmol.

Year	Club	W	L	ERA	G	GS	CG	SHO	SV	IP	H	R	ER	HR	HB	BB	IBB	SO	WP	BK
2015	DSL A's (R)	3	5	2.60	13	11	0	0	0	55.1	35	25	16	0	6	22	0	26	8	0
2016	AZL A's (R)	3	2	3.56	10	5	0	0	0	43.0	41	20	17	0	3	17	0	31	8	1
2017	Vermont (A)	3	2	3.46	15	8	0	0	2	65.0	58	29	25	4	7	26	0	45	6	2
2018	Vermont (A)	4	1	2.03	16	0	0	0	1	26.2	23	13	6	0	0	13	0	29	4	1
<b>Minor League Totals</b>		<b>13</b>	<b>10</b>	<b>4.12</b>	<b>54</b>	<b>24</b>	<b>0</b>	<b>0</b>	<b>3</b>	<b>190.0</b>	<b>157</b>	<b>87</b>	<b>64</b>	<b>4</b>	<b>16</b>	<b>78</b>	<b>0</b>	<b>131</b>	<b>26</b>	<b>4</b>

### COBIE FLETCHER VANCE

IF

**Born:** Orange Park, Florida, August 24, 1997; **Home:** Fayetteville, North Carolina

**Bats:** Right; **Throws:** Right; **Height:** 5-6; **Weight:** 195

**Obtained:** Selected in the 18<sup>th</sup> round of the 2018 First-Year Player Draft

Signed out of the University of Alabama, Tuscaloosa by Anthony Aliosi III.

Year	Club	AVG.	G	AB	R	H	2B	3B	HR	RBI	SH	SF	HP	BB	SO	SB	CS	SLG	OBP	E
2018	AZL A's (R)	.304	24	56	8	17	2	2	1	10	0	0	0	5	5	1	0	.464	.361	3
	Stockton (A)	.229	27	96	9	22	1	0	0	4	0	0	2	3	16	1	1	.240	.267	4
<b>Minor League Totals</b>		<b>.257</b>	<b>51</b>	<b>152</b>	<b>17</b>	<b>39</b>	<b>3</b>	<b>2</b>	<b>1</b>	<b>14</b>	<b>0</b>	<b>0</b>	<b>2</b>	<b>8</b>	<b>21</b>	<b>2</b>	<b>1</b>	<b>.322</b>	<b>.302</b>	<b>7</b>

### YERDELLUIS VARGAS (MENA)

IF

Goes by "Yerdel"

**Born:** Santo Domingo, Dominican Republic, February 17, 2000; **Home:** Santo Domingo, Dominican Republic

**Bats:** Right; **Throws:** Right; **Height:** 5-11; **Weight:** 181

**Obtained:** Signed as a free agent to a minor league deal on July 2, 2016

Signed by Rigoberto De Los Santos.

Year	Club	AVG.	G	AB	R	H	2B	3B	HR	RBI	SH	SF	HP	BB	SO	SB	CS	SLG	OBP	E
2017	DSL A's (R)	.173	13	52	6	9	0	0	0	6	1	1	2	0	15	1	0	.173	.200	1
	AZL A's (R)	.208	39	144	13	30	6	4	0	13	1	2	4	6	36	3	4	.306	.256	15
2018	AZL A's (R)	.180	19	61	15	11	1	2	0	4	1	0	0	14	20	3	1	.262	.333	8
<b>Minor League Totals</b>		<b>.195</b>	<b>71</b>	<b>257</b>	<b>34</b>	<b>50</b>	<b>7</b>	<b>6</b>	<b>0</b>	<b>23</b>	<b>3</b>	<b>3</b>	<b>6</b>	<b>20</b>	<b>71</b>	<b>7</b>	<b>5</b>	<b>.268</b>	<b>.266</b>	<b>24</b>

### AUGUSTUS JAMES VARLAND

RHP

Goes by "Gus"

**Born:** St. Paul, Minnesota, November 6, 1996; **Home:** Maplewood, Minnesota

**Bats:** Left; **Throws:** Right; **Height:** 6-0; **Weight:** 215

**Obtained:** Selected in the 14<sup>th</sup> round of the 2018 First-Year Player Draft

Signed out of Concordia University by Derek Lee.

Year	Club	W	L	ERA	G	GS	CG	SHO	SV	IP	H	R	ER	HR	HB	BB	IBB	SO	WP	BK
2018	AZL A's (R)	0	0	0.00	1	1	0	0	0	1.0	1	0	0	0	0	1	0	0	0	0
	Vermont (A)	0	1	1.02	7	5	0	0	0	17.2	14	5	2	0	1	4	0	22	0	0
	Beloit (A)	0	0	0.93	5	5	0	0	0	19.1	8	2	2	1	3	3	0	28	0	0
<b>Minor League Totals</b>		<b>0</b>	<b>1</b>	<b>0.95</b>	<b>13</b>	<b>11</b>	<b>0</b>	<b>0</b>	<b>0</b>	<b>38.0</b>	<b>23</b>	<b>7</b>	<b>4</b>	<b>1</b>	<b>4</b>	<b>8</b>	<b>0</b>	<b>50</b>	<b>0</b>	<b>0</b>



Goes by "Noah"

**Born:** Orlando, Florida, June 6, 1997; **Home:** Conroe, Texas

**Bats:** Left; **Throws:** Left; **Height:** 6-1; **Weight:** 200

**Obtained:** Selected in the 12<sup>th</sup> round of the 2018 First-Year Player Draft

Signed out of the University of Texas, Arlington by Chris Reilly.

Year	Club	AVG.	G	AB	R	H	2B	3B	HR	RBI	SH	SF	HP	BB	SO	SB	CS	SLG	OBP	E
2018	Vermont (A)	.194	50	160	15	31	7	3	2	21	2	1	5	7	71	6	3	.313	.249	1
<b>Minor League Totals</b>		<b>.194</b>	<b>50</b>	<b>160</b>	<b>15</b>	<b>31</b>	<b>7</b>	<b>3</b>	<b>2</b>	<b>21</b>	<b>2</b>	<b>1</b>	<b>5</b>	<b>7</b>	<b>71</b>	<b>6</b>	<b>3</b>	<b>.313</b>	<b>.249</b>	<b>1</b>

## COREY JAMES WALTER

RHP

**Born:** Wheeling, West Virginia, August 11, 1992; **Home:** Wheeling, West Virginia

**Bats:** Right; **Throws:** Right; **Height:** 6-2; **Weight:** 215

**Obtained:** Selected in the 28<sup>th</sup> round of the 2014 First-Year Player Draft

Graduated from Wheeling Park HS (WV)...attended West Virginia University...signed by Neil Avent...in 2016, finished third among A's farmhands in ERA in his first season as a starter and was named a Texas League Midseason All-Star.

Year	Club	W	L	ERA	G	GS	CG	SHO	SV	IP	H	R	ER	HR	HB	BB	IBB	SO	WP	BK
2014	AZL A's (R)	0	0	0.00	4	0	0	0	0	6.2	2	2	0	0	0	3	0	7	2	0
	Vermont (A)	2	1	3.10	17	0	0	0	0	20.1	16	7	7	0	2	8	0	20	0	1
2015	Stockton (A)	1	2	1.42	45	0	0	0	8	57.0	40	16	9	1	1	15	1	46	1	0
2016	Midland (AA)	3	2	2.15	29	16	0	0	1	100.1	91	32	24	2	5	15	0	54	4	0
2017	Midland (AA)	2	1	2.44	10	9	0	0	0	44.1	45	16	12	0	2	12	1	30	3	0
	Nashville (AAA)	2	6	5.20	21	11	2	0	1	72.2	97	45	42	4	2	23	1	46	5	0
2018	AZL A's (R)	0	0	4.50	3	0	0	0	0	4.0	4	2	2	0	2	4	0	4	1	0
	Midland (AA)	4	6	6.21	26	9	0	0	0	75.1	93	55	52	6	7	27	1	39	4	1
<b>Minor League Totals</b>		<b>14</b>	<b>18</b>	<b>3.50</b>	<b>155</b>	<b>45</b>	<b>43</b>	<b>2</b>	<b>10</b>	<b>380.2</b>	<b>388</b>	<b>175</b>	<b>148</b>	<b>13</b>	<b>21</b>	<b>107</b>	<b>4</b>	<b>246</b>	<b>20</b>	<b>2</b>

## NICHOLAS DANIEL WARD

IF

Goes by "Nick"

**Born:** Wynnewood, Pennsylvania, October 19, 1995; **Home:** Kennett Square, Pennsylvania

**Bats:** Left; **Throws:** Right; **Height:** 5-10; **Weight:** 175

**Obtained:** Selected in the 34<sup>th</sup> round of the 2018 First-Year Player Draft

Signed out of West Chester University by Matthew Higginson.

Year	Club	AVG.	G	AB	R	H	2B	3B	HR	RBI	SH	SF	HP	BB	SO	SB	CS	SLG	OBP	E
2018	AZL A's (R)	.273	48	154	33	42	4	7	2	27	0	2	4	30	37	8	4	.429	.400	4
	Nashville (AAA)	.000	2	3	0	0	0	0	0	0	0	0	0	1	0	0	0	.000	.000	0
<b>Minor League Totals</b>		<b>.268</b>	<b>50</b>	<b>157</b>	<b>33</b>	<b>42</b>	<b>4</b>	<b>7</b>	<b>2</b>	<b>27</b>	<b>0</b>	<b>2</b>	<b>4</b>	<b>30</b>	<b>38</b>	<b>8</b>	<b>4</b>	<b>.420</b>	<b>.394</b>	<b>4</b>

## SKYLER SHANE WEBER

C

**Born:** Duluth, Georgia, June 6, 1995; **Home:** Gainesville, Georgia

**Bats:** Left; **Throws:** Right; **Height:** 5-8; **Weight:** 182

**Obtained:** Selected in the 18<sup>th</sup> round of the 2016 First-Year Player Draft

Graduated from Gainesville HS (GA)...played collegiately at Georgia...signed by Jemel Spearman.

Year	Club	AVG.	G	AB	R	H	2B	3B	HR	RBI	SH	SF	HP	BB	SO	SB	CS	SLG	OBP	E
2016	AZL A's (R)	.173	22	75	7	13	2	0	0	4	0	0	0	6	14	5	0	.200	.235	3
2017	AZL A's (R)	.186	13	43	10	8	4	1	0	3	0	1	1	2	12	1	0	.326	.234	1
2018	Beloit (A)	.227	63	194	23	44	10	1	0	15	0	2	0	28	51	6	1	.289	.321	4
<b>Minor League Totals</b>		<b>.208</b>	<b>98</b>	<b>312</b>	<b>40</b>	<b>65</b>	<b>16</b>	<b>2</b>	<b>0</b>	<b>22</b>	<b>0</b>	<b>3</b>	<b>1</b>	<b>36</b>	<b>77</b>	<b>12</b>	<b>1</b>	<b>.272</b>	<b>.290</b>	<b>8</b>

## MICHAEL JOHN WHITE III

IF

Goes by "Mikey"

**Born:** San Diego, California, September 3, 1993; **Home:** Birmingham, Alabama

**Bats:** Right; **Throws:** Right; **Height:** 5-11; **Weight:** 215

**Obtained:** Selected in the second round of the 2015 First-Year Player Draft

**Organizational Players, continued**

Graduated from Spain Park HS (AL), where he was named Mr. Baseball in the state of Alabama after his senior year (2012)...played collegiately at Alabama...started all 184 games played at shortstop during his three-year college career...signed by Kelcey Mucker...previously drafted by New York (NL) in the 34th round of the 2012 draft but did not sign...in 2017, ranked sixth among A's farmhands in home runs (17), fifth in RBI (73), third in extra-base hits (48), and fifth in slugging percentage (.457).

Year	Club	AVG.	G	AB	R	H	2B	3B	HR	RBI	SH	SF	HP	BB	SO	SB	CS	SLG	OBP	E
2015	Vermont (A)	.315	29	111	18	35	10	0	2	16	0	2	4	14	29	0	2	.459	.405	5
	Beloit (A)	.200	35	130	16	26	5	0	1	12	0	0	5	10	30	0	1	.262	.283	7
2016	Stockton (A)	.247	124	469	65	116	25	3	6	50	3	2	7	40	130	4	2	.352	.315	15
2017	Stockton (A)	.261	115	440	59	115	27	4	17	73	1	1	6	40	121	4	0	.457	.331	21
2018	Midland (AA)	.218	64	225	21	49	6	0	6	29	0	1	4	25	81	0	1	.324	.306	11
<b>Minor League Totals</b>		<b>.248</b>	<b>367</b>	<b>1375</b>	<b>179</b>	<b>341</b>	<b>73</b>	<b>7</b>	<b>32</b>	<b>180</b>	<b>4</b>	<b>6</b>	<b>26</b>	<b>129</b>	<b>391</b>	<b>8</b>	<b>6</b>	<b>.381</b>	<b>.323</b>	<b>59</b>

**BRANDON MICHAEL WITHERS**

**RHP**

**Born:** Manassas, Virginia, July 4, 1994; **Home:** Manassas, Virginia

**Bats:** Right; **Throws:** Right; **Height:** 6-0; **Weight:** 205

**Obtained:** Selected in the 31<sup>st</sup> round of the 2017 First Year Player Draft.

Played collegiately for James Madison University...signed by Dillon Tung.

Year	Club	W	L	ERA	G	GS	CG	SHO	SV	IP	H	R	ER	HR	HB	BB	IBB	SO	WP	BK
2017	AZL A's (R)	1	2	3.60	9	0	0	0	0	15.0	10	6	6	0	1	8	0	10	2	0
2018	Vermont (A)	1	1	0.88	15	0	0	0	5	30.2	17	4	3	1	1	10	0	27	3	0
	Beloit (A)	0	0	7.20	4	0	0	0	0	5.0	10	4	4	1	0	1	0	6	1	0
<b>Minor League Totals</b>		<b>2</b>	<b>3</b>	<b>2.31</b>	<b>28</b>	<b>0</b>	<b>0</b>	<b>0</b>	<b>5</b>	<b>50.2</b>	<b>37</b>	<b>14</b>	<b>13</b>	<b>2</b>	<b>2</b>	<b>19</b>	<b>0</b>	<b>43</b>	<b>6</b>	<b>0</b>

**DALLAS MICHAEL WOOLFOLK**

**RHP**

**Born:** Memphis, Tennessee, October 30, 1996; **Home:** Southaven, Mississippi

**Bats:** Right; **Throws:** Right; **Height:** 6-1; **Weight:** 260

**Obtained:** Selected in the 13<sup>th</sup> round of the 2018 First-Year Player Draft

Signed out of the University of Mississippi by Kelcey Mucker.

Year	Club	W	L	ERA	G	GS	CG	SHO	SV	IP	H	R	ER	HR	HB	BB	IBB	SO	WP	BK
2018	AZL A's (R)	2	1	7.31	11	0	0	0	2	16.0	14	16	13	3	0	16	0	20	5	0
<b>Minor League Totals</b>		<b>2</b>	<b>1</b>	<b>7.31</b>	<b>11</b>	<b>0</b>	<b>0</b>	<b>0</b>	<b>2</b>	<b>16.0</b>	<b>14</b>	<b>16</b>	<b>13</b>	<b>3</b>	<b>0</b>	<b>16</b>	<b>0</b>	<b>20</b>	<b>5</b>	<b>0</b>

**JESUS GREGORIO ZAMBRANO (PEREZ)**

**RHP**


**Born:** Valencia, Venezuela, August 23, 1996; **Home:** Valencia, Venezuela

**Bats:** Right; **Throws:** Right; **Height:** 5-9; **Weight:** 204

**Obtained:** Signed as a non-drafted free agent, August 24, 2012

Signed by Julio Franco and Juan Carlos Villanueva...finished 2018 tied for seventh in the organization in wins (10) and saves (6).

Year	Club	W	L	ERA	G	GS	CG	SHO	SV	IP	H	R	ER	HR	HB	BB	IBB	SO	WP	BK
2013	DSL A's (R)	2	6	4.40	14	14	1	0	0	61.1	62	34	30	4	4	12	0	48	9	1
2014	AZL A's (R)	6	3	4.33	14	12	0	0	0	70.2	66	41	34	3	5	18	0	63	8	0
2015	AZL A's (R)	1	4	5.52	13	4	0	0	1	44.0	66	30	27	0	1	9	0	31	4	3
	Nashville (AAA)	1	0	4.00	2	2	0	0	0	9.0	8	4	4	1	0	1	0	6	1	0
2016	Vermont (A)	2	2	3.83	16	7	0	0	0	49.1	54	27	21	3	1	18	0	28	4	0
	Beloit (A)	1	2	7.04	10	2	0	0	0	23.0	42	26	18	2	1	5	0	14	6	0
2017	Beloit (A)	1	2	6.06	27	3	0	0	0	65.1	68	46	44	5	6	29	1	58	9	2
	Midland (AA)	0	0	22.50	1	0	0	0	0	2.0	5	5	5	2	0	1	0	3	1	0
2018	Beloit (A)	8	1	3.64	39	0	0	0	6	76.2	83	39	31	8	1	24	0	81	8	0
<b>Minor League Totals</b>		<b>22</b>	<b>20</b>	<b>4.80</b>	<b>136</b>	<b>44</b>	<b>1</b>	<b>0</b>	<b>11</b>	<b>401.1</b>	<b>454</b>	<b>252</b>	<b>214</b>	<b>28</b>	<b>19</b>	<b>117</b>	<b>1</b>	<b>332</b>	<b>50</b>	<b>6</b>



*Khris Davis gets his jersey autographed by a Make-A-Wish child as Matt Chapman looks on*

MISCELLANEOUS

# OAKLAND ALAMEDA COUNTY COLISEUM



In addition to serving as the home for the Oakland Athletics and Oakland Raiders, the Oakland Coliseum plays host to concerts, conventions and other large gatherings.

The A's have used the facility to their advantage over the years, posting a 936-684 (.578) home record over the last 20 seasons, which is fourth best in the majors. In 2003, the A's set an Oakland record for home wins as they finished with a 57-24 (.704) record in the Coliseum, marking the most home wins in franchise history since 1931 when the Philadelphia Athletics went 60-15 at home. In addition, two of the A's World Championships have been clinched on the Coliseum's turf. The Coliseum's sight lines, fine weather and sizable staging areas have all contributed to its popularity among performers, promoters and the Bay Area public.

The facility is conveniently located adjacent to I-880 with two exits (Hegenberger Road/66th Avenue) leading directly to the complex. Along with the Oracle Arena, which is located adjacently, it is the only major entertainment facility with a dedicated stop on the Bay Area Rapid Transit (BART) system. The Oakland International Airport is less than a two-mile drive from the Coliseum with shuttle service to several local hotels and restaurants.

In October of 1995, the Coliseum began a one-year, \$120 million renovation project that added 22,000 new seats, 90 luxury suites, two private clubs and two state-of-the-art scoreboards.

As part of the team's new 10-year lease arrangement prior to the 2015 season, an additional \$10 million in improvements was added, including the installation of new High Definition Video boards.

The first crowd filled the Oakland-Alameda County Coliseum on Sept. 8, 1966, when the AFL's Oakland Raiders played the Kansas City Chiefs. The adjacent arena celebrated its grand opening on Nov. 9, 1966, when the Oakland Seals met the San Diego Gulls in hockey. In the ensuing 49 years, the facility has hosted every conceivable event in the entertainment industry. Audiences numbering over 100 million have made the Coliseum and Arena the premier entertainment facilities in Northern California.

When the Miami Marlins opened a new ballpark in 2012, the Coliseum became the only stadium in the country that houses both a MLB and NFL team.

## OAKLAND COLISEUM QUICK FACTS

**Location:** Adjacent to 880 freeway between Hegenberger Road and 66th Avenue

**Seating Capacities:** 46,847 (baseball); 56,063 (football); 70,000 (concerts)

**Parking Capacity:** 8500 slots

**Ground Breaking:** April 15, 1964

**First Event:** Oakland Raiders vs. Kansas City Chiefs, Sept. 8, 1966

**First Baseball Game:** Oakland A's vs. Baltimore Orioles, Apr. 17, 1968

**Complex Area:** 120 acres

**Surface:** Natural Grass

**Elevation:** 22' below sea level

### STADIUM DIMENSIONS

**Left Field Line:** 330 feet

**Straight Away Left Field:** 367 feet

**Left Center Field:** 362 feet

**Left Center Power Alley:** 388 feet

**Straight Away Center Field:** 400 feet

**Height of Wall:** 8 feet down the lines and to center field; 15 feet in the alleys

**Distance Between First and Third Base to Bullpen Mounds:** 100 feet

**Distance Between First and Third Base to Middle of Dugouts:** 75 feet

**Right Field Line:** 330 feet

**Straight Away Right Field:** 367 feet

**Right Center Field:** 362 feet

**Right Center Power Alley:** 388 feet

# COLISEUM ATTENDANCE RECORDS

## YEARLY ATTENDANCE TOTALS

Year	Home Dates	Total Home Attendance	Home Average	Single Game High-Home	Road Dates	Total Road Attendance	Road Average
1968	78	837,466	10,737	47,233, Apr. 17 vs. Baltimore	68	960,210	14,121
1969	72	778,232	10,809	35,243, May 10 vs. New York	71	992,124	13,974
1970	77	778,355	10,109	48,758, June 6 vs. Detroit	73	971,568	13,309
1971	73	914,993	12,534	42,970, May 22 vs. Minnesota	70	1,222,741	17,468
1972	70	921,323	13,162	47,741, June 12 vs. Baltimore	71	1,115,553	15,712
1973	79	1,000,763	12,668	47,570, Sept. 10 vs. Kansas City	75	1,382,250	18,430
1974	76	845,693	11,128	47,570, July 8 vs. Cleveland	77	1,526,630	19,826
1975	77	1,075,518	13,968	46,378, Aug. 11 vs. Boston	72	1,436,383	19,950
1976	79	780,593	9,881	42,592, July 24 vs. Kansas City	74	1,392,109	18,812
1977	72	495,412	6,881	32,346, May 16 vs. New York	75	1,195,138	15,935
1978	72	526,999	7,319	36,463, June 5 vs. Boston	76	1,381,142	18,173
1979	77	306,763	3,984	19,538, July 6 vs. New York	80	1,393,196	17,415
1980	75	842,259	11,230	49,300, Aug. 25 vs. New York	78	1,572,926	20,166
1981	51	1,311,761	25,721	48,592, May 3 vs. New York	51	1,105,337	21,673
1982	78	1,735,489	22,250	48,348, Apr. 6 vs. California	78	1,709,054	21,911
1983	77	1,294,941	16,817	45,413, July 4 vs. Texas	76	1,557,202	20,490
1984	79	1,353,281	17,130	46,238, May 28 vs. Detroit	79	1,565,597	19,818
1985	77	1,334,599	17,332	46,770, July 4 vs. Toronto	80	1,666,480	20,831
1986	79	1,314,646	16,641	44,726, Apr. 8 vs. Minnesota	78	1,614,837	20,703
1987	80	1,678,921	20,987	46,120, Apr. 10 vs. California	81	1,930,731	23,836
1988	79	2,287,335	28,954	45,333, Apr. 4 vs. Seattle	80	2,251,515	28,144
1989	81	2,667,225	32,929	46,163, Apr. 3 vs. Seattle	80	2,283,228	28,540
1990	80	2,900,217	36,253	45,207, Apr. 9 vs. Minnesota	79	2,597,920	32,885
1991	81	2,713,493	33,500	44,595, June 9 vs. Boston	80	2,636,157	32,952
1992	81	2,494,160	30,792	44,078, Apr. 6 vs. Kansas City	81	2,438,292	30,102
1993	79	2,035,025	25,760	43,627, July 4 vs. New York	79	2,326,919	29,455
1994	56	1,242,692	22,191	44,501, Aug. 7 vs. Texas	58	1,799,360	31,023
1995	71	1,174,310	16,540	42,596, July 3 vs. Milwaukee	71	1,753,085	24,691
1996	80	1,148,380	14,355	36,129, July 5 vs. California	79	2,091,338	26,473
1997	79	1,264,218	16,003	50,792, Sept. 1 vs. San Francisco	80	2,362,054	29,526
1998	79	1,232,339	15,599	48,241, Aug. 1 vs. Cleveland	81	2,331,755	28,787
1999	81	1,434,610	17,711	51,263, July 17 vs. San Francisco	80	2,238,111	27,976
2000	81	1,728,886	21,344	54,268, July 8 vs. Arizona	80	2,466,594	30,832
2001	81	2,133,277	26,337	51,838, July 3 vs. Anaheim	80	2,266,814	28,335
2002	81	2,169,811	26,788	55,528, Sept. 4 vs. Kansas City	81	2,416,196	29,830
2003	81	2,216,596	27,365	55,601, July 5 vs. Anaheim	80	2,151,375	26,892
2004	81	2,201,516	27,179	55,989, June 26 vs. San Francisco	81	2,585,067	31,914
2005	81	2,109,118	26,038	47,385, August 13 vs. Minnesota	81	2,420,496	29,883
2006	81	1,976,625	24,403	35,077, nine times	80	2,575,336	32,192
2007	81	1,921,834	23,726	35,077, nine times	81	2,649,528	32,710
2008	81	1,665,256	20,559	44,735, March 26 vs. Boston*	79	2,365,526	29,943
2009	81	1,408,783	17,392	36,067, April 10 vs. Seattle	80	2,316,520	28,957
2010	81	1,418,391	17,511	35,067, twice	81	2,407,313	29,720
2011	80	1,476,791	18,460	36,067, four times	81	2,468,614	30,477
2012	81	1,679,013	20,729	44,227, March 28 vs. Seattle*	81	2,428,269	29,979
2013	81	1,809,302	22,337	36,067, five times	81	2,374,402	29,314
2014	80	2,003,628	25,045	36,067, 12 times	81	2,329,345	28,757
2015	81	1,768,175	21,829	36,067, four times	81	2,391,645	29,526
2016	81	1,521,506	18,784	36,067, June 30 vs. San Francisco	81	2,390,449	29,512
2017	80	1,475,721	18,447	40,019, July 3 vs. Chicago (AL)	80	2,357,284	29,466
2018	80	1,527,588	19,095	56,310, July 21 vs. San Francisco	80	2,299,865	28,748
<b>Totals</b>	<b>3960</b>	<b>76,933,860</b>	<b>19,428</b>		<b>3941</b>	<b>100,461,580</b>	<b>25,491</b>
<b>Yearly Average</b>		<b>1,508,507</b>				<b>1,969,835</b>	

\* Tokyo, Japan

## Coliseum Attendance Records, continued

### ALL-TIME OAKLAND ATTENDANCE RECORDS

<b>Season</b>	Total	5,498,137 (1990)	
	Home	2,900,217 (1990)	
	Road	2,649,528 (2007)	
	Homestand	518,534 (July 12-26, 1990; 14 dates)	
	Homestand Avg.	39,667 (Aug. 7-12, 2001; 238,000 in 6 dates)	
	Road Trip	450,462 (June 14-27, 2002; 13 dates)	
	Home vs. One Club	296,512 (Los Angeles, 2005; 10 dates)	
	Road vs. One Club	443,347 (Texas, 2012; 10 dates)	
	Home Sellouts	20 (1990)	
	Consecutive Sellouts	5 (July 22-26, 1989; Baltimore 2 and California 3)	
	<b>Single Game</b>	Home	56,310 (San Francisco; July 21, 2018-N)
		Home, Regular Season	56,310 (San Francisco; July 21, 2018-N)
Road		62,038 (San Francisco; Oct. 27, 1989-N)	
Road, Regular Season		61,696 (California; Aug. 11, 1989-N)	
Day, Home		55,413 (San Francisco; June 22, 2003)	
Day, Road		60,326 (California; Aug. 13, 1989)	
Night, Home		56,310 (San Francisco; July 21, 2018-N)	
Smallest, Home		653 (Seattle; Apr. 17, 1979-N)	
Smallest, Road		1,201 (Baltimore; May 11, 1989-D)	
<b>Doubleheader</b>		Home	48,592 (New York; May 3, 1981-D)
	Road	53,565 (Detroit; July 25, 1971-D)	
	Twi-Night, Home	47,768 (New York; June 13, 1980)	
	Twi-Night, Road	51,017 (Minnesota; July 28, 1990)	
<b>Season Opener</b>	Home	53,498 (Detroit; Apr. 3, 2000-N)	
	Home, Secondary	47,233 (Baltimore; Apr. 17, 1968-N)	
	Road	52,012 (Milwaukee; Apr. 5, 1994-D)	
	Road, Secondary	56,717 (New York; Apr. 10, 1998-D)	
<b>Three Date Series</b>	Home	158,152 (San Francisco; June 25-27, 2004)	
	Road	175,058 (California; Aug. 11-13, 1989)	
<b>Four Date Series</b>	Home	162,410 (New York; July 18-21, 1991)	
	Road	201,607 (Toronto; July 9-12, 1992)	

### TOP REGULAR SEASON CROWDS IN OAKLAND

Attend.	Opponent	Date	Day	W-L
56,310	San Francisco	July 21, 2018	Saturday-N	W
55,989	San Francisco	June 26, 2004	Saturday-N	W
55,601	Anaheim	July 5, 2003	Saturday-N	L
55,528	Kansas City	Sept. 4, 2002	Wednesday-N	W
55,413	San Francisco	June 22, 2003	Sunday-D	W
54,513	New York	Apr. 24, 2002	Wednesday-N	L
54,268	Arizona	July 8, 2000	Saturday-N	W
54,123	San Francisco	June 30, 2002	Sunday-D	W
53,974	San Francisco	June 27, 2004	Sunday-D	L
53,802	Kansas City	July 5, 2002	Friday-N	W

### LARGEST COLISEUM BASEBALL CROWDS

Attend.	Opponent	Date	Day	W-L
56,310	San Francisco	July 21, 2018	—	W
55,989	San Francisco	June 26, 2004	—	W
55,861	New York	Oct. 13, 2001	ALDS, Game 3	L
55,601	Anaheim	July 5, 2003	Fireworks	L
55,528	Kansas City	Sept. 4, 2002	AL Record 20th straight win	W
55,413	San Francisco	June 22, 2003	—	W
54,513	New York	Apr. 24, 2002	—	L
54,268	Arizona	July 8, 2000	Fireworks	W
54,123	San Francisco	June 30, 2002	—	W
53,974	San Francisco	June 27, 2004	—	L

### TOP REGULAR SEASON CROWDS ON THE ROAD

Attend.	Opponent	Date	Day	W-L
61,696	California	Aug. 11, 1989	Friday-N	W
60,326	California	Aug. 13, 1989	Sunday-D	L
58,963	California	Apr. 24, 1982	Saturday-N	L
56,717	New York	Apr. 10, 1998	Friday-D	L
56,710	New York	Apr. 11, 1997	Friday-D	W
56,535	Seattle	Sept. 20, 1996	Friday-N	L
56,103	Seattle	Sept. 21, 1996	Saturday-N	L
55,927	Seattle	Sept. 28, 1997	Sunday-D	W
55,588	Seattle	Sept. 26, 1997	Friday-N	W
55,034	New York	May 30, 1987	Sunday-D	L

### LARGEST CROWDS ON THE ROAD

Attend.	Opponent	Date	Day	W-L
62,038	San Francisco	Oct. 27, 1989	World Series, Game 3	W
62,032	San Francisco	Oct. 28, 1989	World Series, Game 4	W
61,696	California	Aug. 11, 1989	—	W
60,326	California	Aug. 13, 1989	—	L
58,963	California	Apr. 24, 1982	—	L
56,915	New York	Oct. 7, 2000	ALDS, Game 4	W
56,717	New York	Apr. 10, 1998	—	W
56,710	New York	Apr. 11, 1997	—	L
56,697	New York	Oct. 10, 2001	ALDS, Game 1	W
56,684	New York	Oct. 11, 2001	ALDS, Game 2	W

## TOP REGULAR SEASON CROWDS VS. CLUBS

Club	Attendance	Date
Arizona	54,268	July 8, 2000
Atlanta	35,618	June 11, 2003
Baltimore	47,741	June 12, 1972
Boston	50,863	Aug. 8, 2001
Chicago	45,712	July 2, 2005
Chicago (NL)	35,067	July 3, 2013
Cincinnati	29,601	June 9, 2004
Cleveland	48,241	Aug. 1, 1998
Colorado	25,333	June 15, 1997
Detroit	53,498	Apr. 3, 2000
Houston	35,065	June 9, 2002
Kansas City	55,528	Sept. 4, 2002
Los Angeles	55,601	July 5, 2003
Los Angeles (NL)	35,163	July 14, 2001
Milwaukee	45,398	Apr. 3, 1984

Club	Attendance	Date
Miami	22,461	June 22, 2008
Minnesota	47,385	Aug. 13, 2005
New York	54,513	Apr. 24, 2002
New York (NL)	27,598	June 15, 2005
Philadelphia	35,067	Sept. 19, 2014
Pittsburgh	34,328	June 13, 2004
San Diego	40,374	July 2, 1998
San Francisco	56,310	July 21, 2018
Seattle	46,786	Apr. 17, 1981
St. Louis	35,077	June 17, 2007
Tampa Bay	48,089	August 28, 2004
Texas	45,606	Oct. 1, 2000
Toronto	46,770	July 4, 1985
Washington	36,067	May 10, 2014

## TOP REGULAR SEASON CROWDS BY BALLPARK

Club	Ballpark	Att.	Date
Arizona	Chase Field	36,976	July 7, 2001
Atlanta	Turner Field	40,760	Aug. 16, 2014
Baltimore	Camden Yards	48,271	April 4, 2005
Boston	Fenway Park	38,294	July 6, 2009
Chicago	Guaranteed Rate Field	42,483	June 6, 1992
Chicago (NL)	Wrigley Field	40,145	June 20, 2004
Cincinnati	Great American	34,640	Aug. 6, 2013
Cleveland	Progressive Field	43,276	Aug. 24, 2000
Colorado	Coors Field	48,308	Aug. 30, 1997
Detroit	Comerica Park	42,477	June 30, 2014
Houston	Minute Maid Park	43,171	Aug. 27, 2018
Kansas City	Kauffman Stadium	41,329	Sept. 21, 1980
Los Angeles	Angel Stadium	61,696	Aug. 11, 1989
Los Angeles (NL)	Dodger Stadium	51,788	July 29, 2015
Miami	Marlins Park	21,917	June 29, 2014

Club	Ballpark	Att.	Date
Milwaukee	Miller Park	25,912	June 5, 2013
Minnesota	Target Field	40,847	Sept. 18, 2010
New York	Yankee Stadium	47,343	Aug. 23, 2011
New York (NL)	Citi Field	39,629	July 22, 2017
Philadelphia	Citizens Bank	45,863	June 26, 2011
Pittsburgh	PNC Park	30,549	June 19, 2002
San Diego	Petco Park	39,874	June 28, 2006
San Francisco	AT&T Park	43,069	May 21, 2005
Seattle	Safeco Field	47,065	April 8, 2016
St. Louis	Busch Stadium	43,682	June 19, 2010
Tampa Bay	Tropicana Field	35,325	July 26, 1998
Texas	Rangers Ballpark	50,708	July 31, 2004
Toronto	Rogers Centre	50,529	Sept. 8, 1993
Washington	Nationals Park	—	—

# COLISEUM RAINOUTS & SHORTENED GAMES

## RAINFALL AT THE COLISEUM

1972	Sept. 25 vs. Minnesota	1982	Apr. 10 vs. Seattle	1993	Apr. 23 vs. Cleveland	2014	Mar. 29 vs. San Fran.*
	Sept. 26 vs. Minnesota	1983	Apr. 23 vs. Boston		May 27 vs. Minnesota		Apr. 1 vs. Cleveland
	Oct. 17 vs. Cincinnati		Apr. 30 vs. Detroit		May 15 vs. Baltimore		Apr. 4 vs. Seattle
1978	April 15 vs. California		Sept. 30 vs. Chicago	1996	Aug. 19 vs. Boston	2017	April 16 vs. Houston
	Apr. 24 vs. Minnesota	1988	May 6 vs. Cleveland	1998	Apr. 3 vs. New York		
1979	Apr. 26 vs. New York	1990	May 27 vs. Cleveland		May 5 vs. Detroit		<i>*indicates Spring Training</i>

## SHORTENED GAMES IN OAKLAND

1968	vs. Detroit, May 24 (called after 7 innings tied at 2-2)
1971	vs. Kansas City, Apr. 9 (called after top of the 6th; A's won 5-0)
1999	vs. New York, Apr. 5 (called after 8 innings; A's won 5-3)
2002	vs. Seattle, Apr. 16 (called after top of the 7th; A's lost 6-2)
2005	vs. Texas, May 4 (called after top of the 9th; A's lost 16-7)
2012	vs. Kansas City, April 10 (called with two outs in top of 8th; A's lost 3-0)

## COLISEUM GROUND RULES

Fly ball striking foul poles and/or screen above fence	Home Run
Ball sticking or going behind fence padding in right or left field	Two Bases
Ball going into bullpen bench and rebounding on to playing field	In Play
Ball remaining on or under bullpen bench	Two Bases
Ball hitting any portion of the fence or screen in back of home plate	In Play

---

## **MEDIA INFORMATION AND POLICIES**

---

**WORKING PRESS CREDENTIALS:** Credentials will be issued only to legitimate media. Season credentials will be issued to those news agencies that cover the Athletics on a daily basis. Requests for daily credentials must be submitted at least 48 hours in advance by the affiliation's editor, producer or director on Major League Baseball's online site <https://credentials.mlb.com>. A head shot is required for all credentials, including dailies. A head shot must be submitted via the credential website for every person requesting a credential. All credentials are non-transferable. All members of the media must be on assignment.

**PHOTO CREDENTIALS:** Photo passes will be issued to photographers on assignment from legitimate news gathering organizations and representatives licensed by Major League Baseball. The Oakland A's will only issue credentials to freelance photographers who are on assignment. Priority in all photo areas will be granted to news organizations on deadline and those holding season credentials. All photographs taken are to be used for news-gathering purposes or officially licensed products. Any other use of photographs will be considered a violation of existing trademark and copyright restrictions.

**ROVING CAMERAS:** Television cameras are prohibited from roving in the stands at all times. For the comfort of fans, interviews are to be conducted on the concourse and not in the stands while the game is in progress.

**PRESS WILL CALL:** Starting four-and-a-half hours before game time, credentials may be picked up at the A's Executive Offices located on the A's Championship Plaza attached to Oracle Arena.

**CLUBHOUSES:** The Athletics clubhouse is located on the third base side and the visitors' is located on the first base side. Access can be obtained by taking the press elevator to FL-lockers or through the door on the right near the end of the hall after you enter through the North Press Gate. Only credentialed media with clubhouse access will be admitted. TV cameras and photographers are not allowed in the clubhouse prior to the game and only TV cameras are permitted in the clubhouse following the game (no still photographers). The A's clubhouse is open to the media at least three-and-a-half hours prior to the game and then will close when the A's take the field for batting practice. The clubhouse will open no later than 10 minutes following the game. At times, certain additional restrictions may be imposed. Please do not lounge in the clubhouse at any time. The break area, the trainer's room and the umpire's dressing room are off limits to the media. If a comment or interpretation from the umpire crew chief is needed, a pool reporter may be assigned.

**FIELD ACCESS:** Only credentialed media with field access will be allowed onto the field. All media must clear the field immediately following batting practice. Only newspaper and magazine photographers will be allowed on the field level during the game.

**POST-GAME PROCEDURES:** Manager Bob Melvin will be available to the media in the media interview room approximately 10 minutes after the conclusion of the game. Please ask any questions of the manager related to the game during this post-game session. Also, please be respectful of those members of the media who are on deadline when directing questions to the manager and players. Once again, please do not lounge in the clubhouse or attempt to conduct full-length interviews after a game.

**LIVE TRANSMISSIONS:** Non-rightsholders are permitted to transmit live reports from the Coliseum prior to and after every game. Live television shots by non-rightsholders are prohibited while the rightsholder is on the air and the game is in progress. Radio stations and assigned correspondents for out-of-town reports are allowed to give inning or half-inning updates. Reports must be confined to between-innings only, limited to 60 seconds in length, and limited to six per game. A violation of these Major League Baseball guidelines may result in the revocation of credentials.

**SCOUTS:** Major League scouts are not allowed to scout from the press box during the game. However, scouts are welcome in the press box prior to first pitch to pick up game information. If scouts wish to work in the press box pregame, they may work from the auxiliary (third base) side of the press box.



**PRESS BOX:** The press box and all broadcast positions are located on the loge level. Access is by the press elevator only. The elevator will be staffed with an attendant after every game. Only credentialed media members will be allowed on the elevator, and the attendant will control on which floors stops are made. The first base side (main press box) is reserved for those with main press box access only. Each seat in the main press box is assigned. If your name or outlet does not appear on a seat tag, you may find a seat in the auxiliary press box (third base side). The press box is a working area. Cheering and loud conversation will not be permitted. The Oakland A's prohibit any person under the age of 18 from entering the press box on game days without prior approval from the A's Communications Department. Guests are not allowed in the press box without prior approval from the A's Communications Department.

**PRESS LOUNGE:** The press lounge is located behind Section 117 (level one from the press elevator). It opens two hours prior to the game and closes at game time. The charge is \$10.00 and meal tickets are available for purchase in the lounge. Media members must be properly credentialed for admittance into the dining room.

**COMMUNICATIONS OFFICE:** The Oakland Athletics Communications Office is located within the team's executive offices at Jack London Square.

**PRESS BOX SERVICES:** Game notes, statistics, starting lineups and other pertinent news releases from both teams are available in the main press box (first base side) for working press and scouts only. Post-game notes and the game's box score will be available shortly after the conclusion of the game. Information guides for all clubs are available upon request from a member of the A's communications staff in the press box. All information is also available on-line at <http://press-box.athletics.com>.

**A'S MEDIA ALERTS:** The A's Communications Department features a media-only Twitter account to provide as up-to-date information as possible. For clubhouse hours, interview times and various media alerts, please follow @AsMediaAlerts. Player transactions and other relevant game information will continue to be posted at @AthleticsPR.

**AUTOGRAPH AND PHOTOGRAPH POLICY:** Credentialed members of the media are prohibited from requesting autographs, photographs or equipment on the playing field, in the dugout or in the clubhouses. Any violation of this policy will result in immediate revocation of the credential and bar future use.

**TELEPHONES, WIFI SERVICE:** Phone lines in the main press box may be ordered by calling Doug Tsang of AT&T at (510) 334-4175. Additionally, complimentary WiFi service is available in the press box.

**TICKETS:** All requests for media complimentary tickets must be made to Mark Ling at least 48 hours prior to game time. When available, tickets may be picked up at Press Will Call. There is a limit of two tickets per game.

## OAKLAND ATHLETICS COMMUNICATIONS DEPARTMENT

### Communications Staff

	Direct Phone	E-Mail Address
Catherine Aker, Vice President, Communications and Community	(510) 563-2380	caker@athletics.com
Fernando Alcalá, Director of Baseball Communications	563-2236	falcala@athletics.com
Mike Selleck, Baseball Information Manager	563-2233	mselleck@athletics.com
Erica George, Strategic Communications Manager	746-4419	egeorge@athletics.com
Mark Ling, Baseball Communications Manager	746-4418	miling@athletics.com

7000 Coliseum Way • Oakland, CA 94621  
(510) 638-4900 • FAX: (510) 568-3770  
Virtual Press Box: [pressbox.athletics.com](http://pressbox.athletics.com)  
Website: [athletics.com](http://athletics.com)

## ATHLETICS ON THE AIR

### KEN KORACH

#### Radio Play-by-Play

The 2019 season will mark Ken Korach's 28th year in the American League, his 24th with the A's and his 14th as the team's lead radio announcer. In the long history of the A's in Oakland, only 2017 Ford C. Frick Award recipient Bill King has spent more time doing play by play on radio for the A's.

Korach's first MLB job was in Chicago, where he spent four years broadcasting mostly weekend games for the White Sox. He also spent six full seasons in the minor leagues, beginning in 1984 with the Redwood Pioneers of the California League. He also worked in the Pacific Coast League in Phoenix (1986-87) and Las Vegas (1989-91). His national credits include broadcasting select MLB games for ESPN Radio and several bowl games.

Korach was hired in 1985 to broadcast San Jose State football on KCBS Radio and he spent 22 years doing football and basketball on radio and television for Sonoma State, San Jose State and UNLV.

He is the author of *Holy Toledo*, *Lessons from Bill King*, *Renaissance Man of the Mic*, which was published by Wellstone Books in 2013 and spent over a month as the number one best-selling baseball book on Amazon.com. Ken's second book, *If These Walls Could Talk: Oakland A's*, and co-written by San Francisco Chronicle A's beat writer Susan Slusser, is set for an opening day, 2019 release by Triumph Books.

Korach was honored as the 2013 California Sportscaster of the Year and the 2001 Nevada Sportscaster of the Year by the National Sportscasters and Sportswriters Association. He was inducted in 2017 into the Jewish Sports Hall of Fame of Northern California and in 2003 into the Nevada Broadcasters Hall of Fame.

His charitable work includes the establishment of Ken Korach's A's Winning for the Community, which raised \$50,000 for the high school baseball programs in Oakland, including Ken's personal contribution of \$15,000.

Korach is a graduate of UC Santa Barbara and he and his wife Denise are parents of their daughter, Emilee. They make their home in Henderson, NV and Pleasanton, CA.



### VINCE COTRONEO

#### Radio Play-by-Play

Vince Cotroneo begins his 14th season in the A's radio booth, where he again will work with broadcast partners Ken Korach and Ray Fosse in continuing the team's tradition of broadcasting excellence.

Prior to joining the A's, Cotroneo spent six seasons (1998-2003) as an announcer on the Texas Rangers broadcasts, where he partnered with Eric Nadel on the Rangers Radio Network. He also worked over 20 games on the television side during the 2002 season. Cotroneo joined the Rangers broadcast team in 1998 after spending seven seasons (1991-97) with the Houston Astros.

A 30-year broadcasting veteran, Cotroneo began his career with the Single-A Lynchburg Mets in 1984. He spent the next three seasons with the Double-A El Paso Diablos in the Milwaukee system before moving onto the Triple-A Iowa Cubs for the 1988 season. In his only season with lowa, he was selected as the National Association's Minor League Announcer of the Year. Cotroneo joined the Astros organization the following season and was the radio voice of the Tucson Toros for two seasons (1989-90) before landing his first Major League job with the Astros in 1991.

A 1983 graduate of the University of Central Florida, Cotroneo and his wife, Veronica, have three children, Dominic, Olivia and Sophia.



## RAY FOSSE

### Radio and Television Analyst

Ray Fosse, former two-time major league all-star catcher and Emmy Award-winning broadcaster, celebrates his 34th consecutive season on radio and his 31st season in the television booth as the A's game analyst.

Fosse, a 12-year major league veteran, played for the Cleveland Indians, Oakland A's, Seattle Mariners and Milwaukee Brewers, compiling a .256 batting average with 61 home runs. A native of Marion, Ill., Fosse attended Southern Illinois University, and was Cleveland's No. 1 draft pick in 1965. He made his major league debut with the Tribe in 1967 and spent the next six seasons in Cleveland. Fosse enjoyed his most productive season in 1970 when he batted .307 with a career-high 18 home runs and 61 RBI. He was named the American League All-Star catcher, received the Rawlings Gold Glove as the best defensive catcher in the American League, and was voted Co-Man of the Year with Sam McDowell that season.

In 1971, Fosse was named starting catcher for the American League All-Star Team and received his second Rawlings Gold Glove. He was traded to the Oakland A's in 1973, and played for the 1973 and 1974 World Champions in Oakland.

In 2002, Fosse was voted one of the 100 greatest players in Cleveland Indians' history. He was named to the Oakland A's 50th Anniversary Team in 2018 and was inducted into the St. Louis Hall of Fame on February 11, 2019.

Ray and his wife, Carol, were married April 4, 1970, and have two married daughters, two grandsons and two granddaughters. Ray and Carol reside in California and Arizona where they are active in several charitable organizations.



## GLEN KUIPER

### Television Play-by-Play

Glen Kuiper begins his 16th season in the A's television booth as the club's lead play-by-play voice.

Kuiper has covered the Bay Area baseball scene for Comcast SportsNet since 1992, serving as pre-game host and fill-in play-by-play announcer for both A's and Giants telecasts. He has also worked on Comcast SportsNet's Golden State Warrior and San Jose Sharks telecasts, along with numerous collegiate assignments. He has also handled sideline reporting duties for select National Football League games on Fox. Kuiper has won 13 Northern California Emmy Awards for his coverage of Bay Area sports teams.

Glen is the youngest brother in a talented broadcasting family. His oldest brother, Duane, is a longtime member of the San Francisco Giants announcing team while older brother, Jeff, produces the Giants Comcast SportsNet Bay Area telecasts.

Kuiper graduated from San Francisco State University with a bachelor's degree in broadcasting. He also attended the University of New Orleans and spent three years in the minor leagues. A native of Racine, Wis., Kuiper resides in Danville, Calif. with his wife, Amanda and two children, Jack and Annette.



## DALLAS BRADEN

### Television Analyst

Dallas Braden enters his second season as an A's television color commentator and field analyst after spending 2017 as a pre- and postgame host for NBC Sports California.

Braden was Oakland's 24th round pick in 2004 and made his Major League debut with the A's in 2007. In his five-year playing career—all with Oakland—he compiled a 26-36 record to go along with a 4.16 career ERA. The highlight of Braden's playing career came on May 9, 2010 when he threw the 19th perfect game in MLB history against the Tampa Bay Rays on Mother's Day.



After retiring in 2014, Braden joined ESPN as a studio and color analyst. He left ESPN in 2017 to join NBC Sports California.

A native of Stockton, Calif., Braden resides in Simi Valley, Calif. with his wife, Meg, and their daughter, Kinslee.

## AMAURY PI-GONZÁLEZ

### Radio Play-by-Play (Spanish)

Amaury Pi-González, a pioneer in establishing Spanish baseball radio play-by-play in the Bay Area, serves as the “Voice of the A’s” for Spanish broadcasts. This will be his 26th season doing A’s broadcasts, having filled that role from 1978-93, 2009-10 and again the past seven seasons.

Well-known and respected in both English and Spanish media circles, Pi-González enters his 42nd season in Major League Baseball in 2019. He began his career in 1977 with the Athletics, and has also broadcast for the San Francisco Giants, Seattle Mariners and Los Angeles Angels. He was the Spanish play-by-play on Television for the Los Angeles Angels on Fox Deportes LA from 2010-2017. Amaury also produces and hosts “Béisbol en la Bahía” for KIQI 1010 AM.

During his tenure, Pi-González has called the 1986 World Series for CBS Hispanic Network, the 1988, 1989 and 1990 Series for the A’s, and the 2002 Series for the Giants. The Fremont, Calif. resident previously served five years as sports anchor for Telemundo TV48 in San Jose and was the Spanish voice for the NBA’s Golden State Warriors (1992-98) and Los Angeles Clippers. In addition, he was the English voice for the Caribbean World Series for Fox Sports International in 2001 and 2002. Most recently, he called the 2018 American League Wild Card Game for A’s radio and provided color commentary for the San Jose Sharks game via their Spanish Radio/TV Sap audio formats on Oct. 20, 2018.

Born in Cuba, Amaury was inducted into the Cuban Sports Hall of Fame in 2004 and into the Hispanic Heritage Baseball Museum in 2004. He was inducted into the Bay Area Radio Hall of Fame in 2009 and is a cofounder and vice president of the Hispanic Heritage Baseball Museum and Hall of Fame. He was named to the New York City Advisory Board of the American Sports-casters Association in 2016. Pi-Gonzalez also called the victory parades for the Giants in 2010, 2012 and 2014, for the Warriors in 2015, and Sharks games in the Stanley Cup Finals in 2016 for Telemundo.



## MANOLO HERNÁNDEZ-DOUEN

### Radio Analyst and Play-by-Play (Spanish)

Manolo Hernández-Douen is in his 11th season as the Athletics analyst and play-by-play announcer for Spanish broadcasts. He has over 47 years of experience in journalism, and has covered a variety of sports during that span.

A graduate of Universidad Católica Andrés Bello in his native Caracas, Hernández-Douen has covered the Olympic and Pan American Games, world championship boxing matches and winter league baseball, including the Caribbean Series. He was Venezuela’s Sportswriter of the Year in 1979 and for five seasons was the basketball radio analyst for the Caracas Liga Especial de Balo-cesto team.

Since moving to California in 1982, he has covered the NBA and Major League Baseball for several of the highest circulation Spanish newspapers in the United States including La Opinión in Los Angeles.

Most recently, he was the Sports Editor for El Nuevo Herald in Miami from 2000 to 2007, covered feature stories for lasmayores.com (MLB in Spanish) from 2008-2017, he’s beisbolpor-gotas.com’s Editor/Writer and is in charge of his own Sports Radio Program, AcciónXGotas, at KIQI 1010AM.

A proud father of two, Franklin and Cristina, and Kayla’s, Khloe’s and Liliana’s grandfather, Manolo resides in San Leandro.



# JOSE LUIS ORELLANA

## Radio Analyst (Spanish)

Jose Luis Orellana is in his eighth season serving as the Athletics Spanish radio engineer and broadcaster. He has more than 35 years of experience in radio covering multiple sports.

A graduate of the University of El Salvador, Orellana began his career in 1980 covering first division soccer in his native El Salvador. During his career, he was a correspondent for "Punto Deportivo" and has covered events including the 1986 World Cup in Mexico, 1994 World Cup in the United States and the 1998 World Cup in France, as well as the 2002 Central America Student Games in El Salvador.

Orellana has two children, Jose and Carlos Alberto, and resides in Antioch.



## ATHLETICS BROADCAST HISTORY

1938	WIBG: By Saam	1973	KEEN: Monte Moore, Jim Woods KTVU-TV: Monte Moore, Jim Woods	1983	KSFO: Bill King, Lon Simmons, Wayne Hagin KBHK-TV: Bill King, Lon Simmons, Bill Rigney KIQI (Spanish): Amaury Pi-González, Julio Gonzalez
1939	WIBG: By Saam	1974	KEEN: Monte Moore, Jon Miller, Bill Rigney KTVU-TV: Monte Moore, Jon Miller	1984	KSFO: Bill King, Lon Simmons, Wayne Hagin KBHK-TV: Bill King, Lon Simmons, Bill Rigney KBRG (Spanish): Amaury Pi-González, Julio Gonzalez
1940	WIBG: By Saam, Claude Haring	1975	KEEN: Monte Moore, Bob Waller KPIX-TV: Monte Moore, Bob Waller	1985	KSFO: Bill King, Lon Simmons, Wayne Hagin KPIX-TV: Bill King, Lon Simmons, Ted Robinson
1941	WIBG: By Saam, Claude Haring	1976	KNBR: Monte Moore, Bob Waller KPIX-TV: Monte Moore, Wayne Walker	1986	KSFO: Bill King, Lon Simmons, Ray Fosse KPIX-TV: Bill King, Lon Simmons, Ted Robinson
1942	WIBG: By Saam, Claude Haring	1977	KNBR: Monte Moore, Bob Waller KPIX-TV: Monte Moore, Wayne Walker	1987	KSFO: Bill King, Lon Simmons, Ray Fosse KPIX-TV: Bill King, Lon Simmons, Ted Robinson
1943	WIBG: By Saam, Claude Haring	1978	KNEW: Bud Foster, Jim Peterson, Curt Flood KPIX-TV: Monte Moore, Wayne Walker, Curt Flood	1988	KSFO: Bill King, Lon Simmons, Ray Fosse KPIX-TV: Monte Moore, John Shrader, Ray Fosse
1944	WIBG: By Saam, Claude Haring	1979	KKIS: Red Rush, Hal Ramey KPIX-TV: Monte Moore, Wayne Walker	1989	KSFO: Bill King, Lon Simmons, Ray Fosse KPIX-TV, KICU-TV: Monte Moore, John Shrader, Ray Fosse
1945	WIBG: By Saam, Claude Haring	1980	KBRG (Spanish): Amaury Pi-González, Julio Gonzalez		KNTA (Spanish): Amaury Pi-González, Erwin Higueros, Evelio Mendoza
1946	WIBG: By Saam, Claude Haring	1981	KDIA: Red Rush, Dom Valentino, Ted Robinson KPIX-TV: Monte Moore, Wayne Walker		
1947	WIBG: By Saam, Claude Haring	1982	KBRG (Spanish): Amaury Pi-González, Julio Gonzalez		
1948	WIBG: By Saam, Claude Haring				
1949	WIBG: By Saam, Claude Haring				
1950	WIBG: By Saam, Claude Haring				
1951	WIBG: By Saam, Claude Haring				
1952	WIBG: By Saam, Claude Haring				
1953	WIBG: By Saam, Claude Haring				
1954	WIBG: By Saam, Claude Haring				
1955	WDAF: Merle Harmon, Larry Ray				
1956	WDAF: Merle Harmon, Larry Ray				
1957	WDAF: Merle Harmon, Ed Edwards				
1958	WDAF: Merle Harmon, Ed Edwards, Bill Grigsby				
1959	WDAF: Merle Harmon, Bill Grigsby				
1960	WDAF: Merle Harmon, Bill Grigsby				
1961	WDAF: Merle Harmon, Bill Grigsby				
1962	KCMO: Monte Moore, Bruce Rice				
1963	KCMO: Monte Moore, George Bryson				
1964	KCMO: Monte Moore, George Bryson				
1965	KCMO: Monte Moore, Red Rush				
1966	KCMO: Monte Moore, Lynn Faris				
1967	KCMO: Monte Moore, Lynn Faris				
1968	KNBR: Monte Moore, Al Helfer KBHK-TV: Monte Moore, Al Helfer				
1969	KNBR: Monte Moore, Al Helfer KBHK-TV: Monte Moore, Al Helfer				
1970	KNBR: Monte Moore, Harry Caray KBHK-TV: Monte Moore, Harry Caray				
1971	KEEN: Monte Moore, Bob Elson, Red Rush KBHK-TV: Monte Moore, Bob Elson				
1972	KEEN: Monte Moore, Jim Woods, Jim Piersall KBHK-TV: Monte Moore, Jim Woods				

## Athletics Broadcast History, continued

- 1990** KSFO: Bill King, Lon Simmons, Ray Fosse  
KPIX-TV, KICU-TV, SportsChannel: Monte Moore, Ray Fosse  
KNTA (Spanish): Amaury Pi-González, Erwin Higueros, Evelio Mendoza
- 1991** KSFO: Bill King, Lon Simmons, Ray Fosse  
KPIX-TV, KICU-TV, SportsChannel: Monte Moore, Ray Fosse, Greg Papa, Reggie Jackson, Bill Rigney  
KNTA (Spanish): Amaury Pi-González, Erwin Higueros, Evelio Mendoza
- 1992** KSFO: Bill King, Lon Simmons, Ray Fosse  
KPIX-TV, KICU-TV, SportsChannel: Monte Moore, Ray Fosse, Greg Papa, Reggie Jackson, Bill Rigney  
KNTA (Spanish): Amaury Pi-González, Erwin Higueros, Evelio Mendoza
- 1993** KNEW: Bill King, Lon Simmons, Ray Fosse  
KRON-TV, SportsChannel: Greg Papa, Dick Stockton, Ray Fosse  
KNTA (Spanish): Amaury Pi-González, Erwin Higueros, Evelio Mendoza
- 1994** KFRC: Bill King, Lon Simmons, Ray Fosse  
KRON-TV, SportsChannel: Greg Papa, Dick Stockton, Ray Fosse  
KNTA (Spanish): Amaury Pi-González, Erwin Higueros, Evelio Mendoza  
KSTS-TV (Spanish): Erwin Higueros, Amaury Pi-González  
KCNS-TV (Cantonese/Mandarin)
- 1995** KFRC: Bill King, Lon Simmons, Ray Fosse  
KRON-TV, SportsChannel: Greg Papa, Dick Stockton, Ray Fosse  
KNTA (Spanish): Erwin Higueros, Carlos Cesar Rivera  
KSTS-TV (Spanish): Erwin Higueros, Ramon Diaz
- 1996** KFRC: Bill King, Ken Korach, Ray Fosse  
KRON-TV, Sports Channel: Greg Papa, Ken Wilson, Ray Fosse  
KNTA (Spanish): Tito Fuentes, Carlos Cesar Rivera  
KSTS-TV (Spanish): Erwin Higueros, Ramon Diaz
- 1997** KFRC: Bill King, Ken Korach, Ray Fosse  
KRON-TV, SportsChannel: Greg Papa, Ken Wilson, Ray Fosse  
KNTA (Spanish): Tito Fuentes, Carlos Cesar Rivera  
KSTS-TV (Spanish): Erwin Higueros, Ramon Diaz
- 1998** KFRC: Bill King, Ken Korach, Ray Fosse  
KRON-TV, Fox Sports Bay Area: Greg Papa, Ken Wilson, Ray Fosse
- 1999** KABL: Bill King, Ken Korach, Ray Fosse  
KICU-TV, Fox Sports Bay Area: Greg Papa, Ray Fosse
- 2000** KABL: Bill King, Ken Korach, Ray Fosse  
KICU-TV, Fox Sports Bay Area: Greg Papa, Ray Fosse
- 2001** KABL: Bill King, Ken Korach, Ray Fosse  
KICU-TV, Fox Sports Bay Area: Greg Papa, Ray Fosse
- 2002** KFRC: Bill King, Ken Korach, Ray Fosse  
KICU-TV, Fox Sports Bay Area: Greg Papa, Ray Fosse
- 2003** KFRC: Bill King, Ken Korach, Ray Fosse  
KICU-TV, Fox Sports Bay Area: Greg Papa, Ray Fosse  
KKSF (Spanish): Julio Gonzalez, Fernando Areas
- 2004** KFRC: Bill King, Ken Korach, Ray Fosse  
KICU-TV, Fox Sports Bay Area: Hank Greenwald, Ray Fosse, Glen Kuiper, Tim Roye  
KKSF (Spanish): Julio Gonzalez, Fernando Areas
- 2005** KFRC: Bill King, Ken Korach, Ray Fosse  
KICU-TV, Fox Sports Bay Area: Hank Greenwald, Ray Fosse, Glen Kuiper, Tim Roye  
KKSF (Spanish): Fernando Areas, Jose Castro
- 2006** KYCY: Ken Korach, Vince Cotroneo, Ray Fosse  
KICU-TV, Fox Sports Bay Area: Glen Kuiper, Ray Fosse, Tim Roye
- 2007** KFRC/KYCY: Ken Korach, Vince Cotroneo, Ray Fosse  
KICU-TV, Fox Sports Bay Area: Glen Kuiper, Ray Fosse
- 2008** KFRC/KYCY: Ken Korach, Vince Cotroneo, Ray Fosse  
KICU-TV, Comcast SportsNet Bay Area: Glen Kuiper, Ray Fosse
- 2009** KTRB: Ken Korach, Vince Cotroneo, Ray Fosse  
Comcast SportsNet California: Glen Kuiper, Ray Fosse  
KDIA (Spanish): Amaury Pi-González, Manolo Hernández-Douen
- 2010** KTRB: Ken Korach, Vince Cotroneo, Ray Fosse  
Comcast SportsNet California: Glen Kuiper, Ray Fosse
- KDIA (Spanish): Amaury Pi-González, Manolo Hernández-Douen
- 2011** 95.7 FM THE GAME: Ken Korach, Vince Cotroneo  
Comcast SportsNet California: Glen Kuiper, Ray Fosse
- 2012** 95.7 FM THE GAME: Ken Korach, Vince Cotroneo, Ray Fosse  
Comcast SportsNet California: Glen Kuiper, Ray Fosse, Scott Hatteberg  
KIQI (Spanish): Amaury Pi-González, Manolo Hernández-Douen
- 2013** 95.7 FM THE GAME: Ken Korach, Vince Cotroneo, Ray Fosse  
Comcast SportsNet California: Glen Kuiper, Ray Fosse, Scott Hatteberg  
KIQI (Spanish): Amaury Pi-González, Manolo Hernández-Douen
- 2014** 95.7 FM THE GAME: Ken Korach, Vince Cotroneo, Ray Fosse  
Comcast SportsNet California: Glen Kuiper, Ray Fosse, Shooty Babitt  
KIQI (Spanish): Amaury Pi-González, Manolo Hernández-Douen
- 2015** 95.7 FM THE GAME: Ken Korach, Vince Cotroneo, Ray Fosse  
Comcast SportsNet California: Glen Kuiper, Ray Fosse, Eric Chavez  
KIQI (Spanish): Amaury Pi-González, Manolo Hernández-Douen
- 2016** 95.7 FM THE GAME: Ken Korach, Vince Cotroneo, Ray Fosse  
Comcast SportsNet California: Glen Kuiper, Ray Fosse, Mark Mulder  
KIQI (Spanish): Amaury Pi-González, Manolo Hernández-Douen
- 2017** 95.7 FM THE GAME: Ken Korach, Vince Cotroneo, Ray Fosse  
NBC Sports California: Glen Kuiper, Ray Fosse, Mark Mulder  
KIQI (Spanish): Amaury Pi-González, Manolo Hernández-Douen
- 2018** 95.7 FM THE GAME: Ken Korach, Vince Cotroneo, Ray Fosse  
NBC Sports California: Glen Kuiper, Ray Fosse, Dallas Braden  
KIQI (Spanish): Amaury Pi-González, Manolo Hernández-Douen, Luis Orellana

# SPRING TRAINING SCHEDULE

Day	Date	Opponent	Site	Time
Thu.	February 21	Seattle	Mesa	12:05 pm
Fri.	February 22	at Seattle	Peoria	12:10 pm
Sat.	February 23	Chicago (AL)	Mesa	12:05 pm
Sun.	February 24	Kansas City	Mesa	12:05 pm
Mon.	February 25	at Arizona	Salt River	12:10 pm
Tue.	February 26	Los Angeles (AL)	Mesa	12:05 pm
Wed.	February 27	Los Angeles (NL)	Mesa	12:05 pm
Thu.	February 28	at Chicago (NL)	Mesa	12:05 pm
Fri.	March 1	Colorado	Mesa	12:05 pm
Sat.	March 2	Cleveland	Mesa	12:05 pm
Sun.	March 3	at Los Angeles (AL)	Tempe	12:10 pm
Mon.	March 4	OFF DAY		
Tue.	March 5	Texas	Mesa	12:05 pm
Wed.	March 6	at Seattle	Peoria	5:40 pm
Thu.	March 7	at San Francisco	Scottsdale	6:05 pm
Fri.	March 8	San Diego	Mesa	12:05 pm
Sat.	March 9	Milwaukee	Mesa	12:05 pm
Sun.	March 10	San Francisco (ss) at Chicago (AL) (ss)	Mesa Glendale	1:05 pm 1:05 pm
Mon.	March 11	at Colorado	Salt River	1:10 pm
Tue.	March 12	at San Diego	Peoria	6:40 pm
Wed.	March 13	Chicago (NL)	Mesa	1:05 pm
Sun.	March 17	Nippon Ham Fighters (exhibition)	Tokyo Dome	2:05 am
Mon.	March 18	Nippon Ham Fighters (exhibition)	Tokyo Dome	7:05 pm on 3/17
Sun.	March 24	San Francisco	Oakland	1:05 pm
Mon.	March 25	at San Francisco	San Francisco	6:45 pm
Tue.	March 26	at San Francisco	San Francisco	6:45 pm

All Times are Pacific (ss) denotes split squad

## OAKLAND A'S RECENT EJECTIONS

Date	Player/Coach	Umpire	Date	Player/Coach	Umpire
Sept. 18, 2018	Bob Melvin	Larry Vanover	May 14, 2013	Bob Melvin	D.J. Reyburn
July 10, 2018	Bob Melvin	David Rackley	May 8, 2013	Bob Melvin	Angel Hernandez
Sept. 6, 2017	Matt Chapman	Mike Everitt	April 25, 2013	Curt Young	Jim Reynolds
Sept. 4, 2017	Darren Bush	Jordan Baker	April 13, 2013	Bob Melvin	Andy Fletcher
May 27, 2017	Bob Melvin	Will Little	Sept. 18, 2012	Jesse Chavez	Jerry Meals
May 27, 2017	Jed Lowrie	Will Little	June 23, 2012	Coco Crisp	Tony Randazzo
May 20, 2017	Bob Melvin	Mike Winters	June 9, 2012	Bob Melvin	Tim McClelland
May 4, 2017	Ryon Healy	Mike Muchlinski	May 19, 2012	Bob Melvin	James Hoyer
Sept. 20, 2016	Danny Valencia	Marty Foster	May 17, 2012	Bob Melvin	Laz Diaz
Aug. 5, 2016	Danny Valencia	Mike Estabrook	July 31, 2011	Ryan Sweeney	Dan Bellino
Aug. 4, 2016	Khris Davis	Eric Cooper	July 22, 2011	Gerald Perry	Marty Foster
July 15, 2016	Yonder Alonso	Mark Wegner	June 16, 2011	Bob Melvin	Tim Tschida
July 15, 2016	Bob Melvin	Mark Wegner	May 27, 2011	Bob Geren	Angel Campos
July 7, 2016	Coco Crisp	D.J. Reyburn	May 7, 2011	Josh Willingham	Bill Miller
Aug. 17, 2015	Sam Fuld	Brian Knight	Sept. 12, 2010	Daric Barton	Hunter Wendelstedt
Aug. 17, 2015	Bob Melvin	Brian Knight	Aug. 3, 2010	Bob Geren	Gary Darling
July 22, 2015	Bob Melvin	Hunter Wendelstedt	July 27, 2010	Jack Cust	Kerwin Danley
May 3, 2015	Craig Gentry	Andy Fletcher	July 20, 2010	Coco Crisp	Bob Davidson
April 26, 2015	Bob Melvin	Quinn Wolcott	July 6, 2010	Daric Barton	Mike Winters
Aug. 31, 2014	Bob Melvin	Gerry Davis	June 23, 2010	Bob Geren	Jerry Crawford
July 11, 2014	Bob Melvin	James Hoey	June 7, 2010	Jim Skaalen	Eric Cooper
July 11, 2014	Nick Punto	James Hoyer	May 23, 2010	Bob Geren	Greg Gibson
June 21, 2014	Bob Melvin	Quinn Wolcott	Sept. 22, 2009	Adam Kennedy	Eric Cooper
June 14, 2014	Josh Donaldson	Hal Gibson	August 16, 2009	Bob Geren	Gary Darling
June 8, 2014	Fernando Abad	Adrian Johnson	July 28, 2009	Bob Geren	Adrian Johnson
May 17, 2014	Scott Kazmir	Jerry Layne	May 25, 2009	Jim Skaalen	Brian Knight
Aug. 14, 2013	Bob Melvin	Doug Eddings	May 9, 2009	Bob Geren	Paul Nauert
May 29, 2013	Chip Hale	Brian Knight			

## SPRING TRAINING INFORMATION

**REPORTING DATES:** Pitchers and catchers report Sunday, February 10 with the first workout the next day. The full squad reports Friday, February 15 with the first full squad workout the next day.

**MEDIA INFORMATION:** For credentials or broadcast space, please contact Mark Ling at (510) 563-2287. A media lunch is served before all home games at a cost of \$8.00.

**HEADQUARTERS HOTEL:** Doubletree Guest Suites, 320 North 44th Street, Phoenix, Arizona, 85008. (602) 225-0500.

**MINOR LEAGUE HEADQUARTERS:** Lew Wolff Training Complex, 160 East Athletics Way, Mesa, Arizona, 85201. (480) 387-5800.

**STADIUM:** Hohokam Stadium (Capacity: 10,000), 1235 N. Center Street, Mesa, Arizona, 85201. (480) 907-5488. Press Box: (480) 907-5253.

## PAST SPRING TRAINING RECORDS

YEAR	SITE	RECORD	HOME	
			ATTENDANCE	DATES
1968	Bradenton, FL	15-12	—	—
1969	Mesa, AZ	10-14	12,003	13
1970	Mesa, AZ	15-13	17,614	14
1971	Mesa, AZ	12-15	14,889	16
1972	Mesa, AZ	9-11	17,295	13
1973	Mesa, AZ	14-10	21,206	14
1974	Mesa, AZ	8-16	26,732	12
1975	Mesa, AZ	7-11	36,732	10
1976	Mesa, AZ	4-10	21,373	9
1977	Mesa, AZ	12-15	24,446	16
1978	Mesa, AZ	9-15	28,695	12
1979	Scottsdale, AZ	12-10	13,295	9
1980	Scottsdale, AZ	13-7	19,098	10
1981	Scottsdale, AZ	17-10	37,899	13
1982	Phoenix, AZ	8-14	42,043	10
1983	Phoenix, AZ	14-11	28,621	9
1984	Phoenix, AZ	12-14	33,352	12
1985	Phoenix, AZ	13-13-1	49,718	13
1986	Phoenix, AZ	17-12	68,292	15
1987	Phoenix, AZ	14-15	88,994	14
1988	Phoenix, AZ	14-16	129,120	15
1989	Phoenix, AZ	19-13	152,416	16
1990	Phoenix, AZ	6-10	81,490	9
1991	Phoenix, AZ	13-16-1	156,345	16
1992	Phoenix, AZ	15-13	131,460	14
1993	Phoenix, AZ	15-18-1	174,911	19

YEAR	SITE	RECORD	HOME	
			ATTENDANCE	DATES
1994	Phoenix, AZ	19-11	126,160	15
1995	Phoenix, AZ	15-11-1	41,893	15
		6-4-2	16,617	6
1996	Phoenix, AZ	16-16-1	86,543	15
1997	Phoenix, AZ	17-15-1	103,298	18
1998	Phoenix, AZ	18-13	93,261	17
1999	Phoenix, AZ	16-17	92,110	16
2000	Phoenix, AZ	20-11-1	77,781	14
2001	Phoenix, AZ	22-10	110,876	15
2002	Phoenix, AZ	17-15-1	118,268	17
2003	Phoenix, AZ	16-13-2	81,537	14
2004	Phoenix, AZ	19-14-1	123,535	16
2005	Phoenix, AZ	15-18	129,434	17
2006	Phoenix, AZ	15-17	113,077	16
2007	Phoenix, AZ	17-12-2	113,033	15
2008	Phoenix, AZ	18-8	88,617	13
2009	Phoenix, AZ	17-18-2	105,147	18
2010	Phoenix, AZ	12-17-3	105,507	16
2011	Phoenix, AZ	12-21-1	98,349	17
2012	Phoenix, AZ	15-7-2	72,617	11
2013	Phoenix, AZ	17-13-3	88,202	16
2014	Phoenix, AZ	15-13-5	78,011	15
2015	Mesa, AZ	22-11-2	110,059	15
2016	Mesa, AZ	12-17-3	100,614	15
2017	Mesa, AZ	16-18	99,008	16
2018	Mesa, AZ	14-16-2	104,693	17

### ATHLETICS VIRTUAL PRESS BOX

The Oakland A's Virtual Press Box includes game notes, statistics, news links, lineups, minor league reports, press releases, rosters, post game notes and more. The site also features information from the visiting team for all home games.

The A's virtual press box also includes an expanded version of the Oakland A's Media Guide. The digital version of the A's Media Guide includes expanded statistics and postseason history. During the season, the guide will be updated with bios for any players acquired following the publication of the print version of the guide.

You can visit the A's Virtual Press Box at <http://pressbox.athletics.com> or by scanning the QR code on the right.





---

# OAKLAND A'S IN THE COMMUNITY

---

The Oakland A's are proud of their rich tradition in Oakland and will continue to deliver experiences that enhance, connect, and entertain our community. The Club is committed to meeting the social, cultural, and educational needs of the community and accomplish this work through the team's community engagement initiatives and its charitable arm, the Oakland A's Community Fund. The Oakland A's Community Fund takes an innovative and dynamic approach to support education, promote youth sports, and provide economic opportunity in order to help make Oakland and the East Bay a more equitable and inclusive community.

## SUPPORTING YOUTH EDUCATION

The A's Community's education initiatives focus on literacy and STEM education.

- Home Run Readers – Home Run Readers, presented by Ross Dress for Less, is a literacy program designed to help young students develop a lifelong love for reading by offering them monthly incentives when their classroom hits its reading goals.
- Science of Baseball – Science of Baseball, presented by Chevron, is a baseball-themed STEM program that teaches middle school students the science behind baseball. The program includes a free training course, 15-lesson STEM curriculum, a full set of classroom materials, A's incentives, and the opportunity to attend the 2019 STEM Education Day at the Coliseum.
- Math Hits – Math Hits is a board game and eight-session curriculum designed to engage students by combining baseball and math. The game allows participating students to get in the game by drafting a team and competing in "baseball" games on the game board, while also developing fundamental math and social-emotional skills.

## YOUTH BASEBALL AND SOFTBALL

The A's are committed to providing youth the opportunity to learn and grow their love of baseball and softball through the Future A's program, Fun at Bat, and baseball and softball clinics.

- Future A's – Future A's, presented by Kaiser Permanente, is the Club's new youth baseball and softball initiative. In addition to providing complimentary jerseys and hats to local youth baseball and softball leagues, teams will receive benefits and support, including development clinics, tickets to A's games, Take the Field opportunities, and more. The A's will distribute 15,000 uniforms to local leagues in 2019.
- Fun at Bat – The A's, in partnership with Playworks and USA Baseball, launched Fun At Bat in 23 elementary schools across West Contra Costa Unified School District (WC-CUSD) and Oakland Unified School District (OUSD), serving more than 10,000 youth. Fun At Bat is a bat and ball skills development program created for use in elementary school P.E. classes. The overarching goal of this program is to promote fun and active lifestyles for children, while also teaching the fundamental skills of bat and ball sports.
- Clinics – In 2019, the A's will host monthly clinics at the Coliseum, featuring baseball instruction by members of the A's coaching staff, alumni players, and current players. Clinic participants will learn the fundamentals about hitting, fielding, base running, throwing, and catching, as well as teamwork, sportsmanship, and conditioning.

## VOLUNTEER PROGRAM

The A's Volunteer Team strives to build a community that focuses on giving back. Through the A's Volunteer Team, fans have the opportunity to volunteer alongside our players and front office staff, earning rewards based on the number of hours they spend volunteering.

## COMMUNITY TICKET PROGRAM

Through a partnership with the Commissioner's Community Initiative and MLB Players Give Back Program, the A's are happy to provide tickets to charitable organizations throughout the Bay Area. Our Community Ticket Program works to ensure that every organization that may not be able to afford it otherwise has a chance to experience a game as a group.

**OAKLAND A's**  
**2018 COMMUNITY IMPACT**

**\$2,684,949** DONATED TO THE COMMUNITY

**32,674** STUDENTS ENGAGED  
THROUGH EDUCATION PROGRAMS: HOME RUN READERS, SCIENCE OF BASEBALL, MATHEMATICS, MATH HITS, AND SUMMER SLUGGERS

**6,081** UNIFORMS DISTRIBUTED

**108,227** TICKETS DONATED

**1,053** COACHES CLINIC PARTICIPANTS

**8,340** VOLUNTEER HOURS

**50** STOMPER & TOWN STOMPER STATUES

**7,532** YOUTH BASEBALL AND SOFTBALL PLAYERS IMPACTED

**19,291** CHILDREN'S BOOK DONATIONS

**25** FAMILIES (90 PEOPLE) AWARDED SEASON TICKET SCHOLARSHIPS

**13 COMMUNITY IMPACT WEDNESDAYS**

### MEDIA GUIDE CREDITS

The 2019 Oakland Athletics Media Guide is a production of the Oakland Athletics Communications Department, Oakland Coliseum, 7000 Coliseum Way, Oakland, CA 94621. The guide was edited by Mike Selleck with assistance from Fernando Alcalá, Mark Ling and Juan Dorado.

The 2019 Oakland Athletics Media Guide was printed by Dumont Printing, 1333 G Street, Fresno, CA 93706. Special thanks to Jill Skinner and Lori Sakoda. The cover was designed by Dumont Printing.

Photography by Michael Zagaris, Oakland A's; Ron Riesterer, Oakland Tribune; Doug McWilliams; National Baseball Hall of Fame and Oakland A's archives.

Statistical assistance from Major League Baseball's Information System, Elias Sports Bureau, Stats Inc., Bill Arnold of The Sports Features Group, Retrosheet and Baseball Reference.

Additional and updated information, statistics or photos are available to accredited news sources by contacting the A's Communications Department or by logging onto the team's virtual pressbox—pressbox.athletics.com.