




OAKLAND ATHLETICS

Minor League Report

Oakland Athletics Baseball Company • 7000 Coliseum Way • Oakland, CA 94621
510-638-4900 • Public Relations Facsimile 510-562-1633 • www.oaklandathletics.com

Sunday, August 16, 2009



SACRAMENTO RIVER CATS
Triple-A – Pacific Coast League
Manager: Tony DeFrancesco

Yesterday: Win at Memphis, 7-4 **Standing:** 74-46, 1st, -- GB
Today: Reineke, 5-4 4.84 at Memphis (Perez, 2-2 3.24) 11:35 am

Game Highlights

- C Eric Munson went 2 for 4 with a double, a two-run home run (13) and had three RBI total.
- 2B Eric Patterson was 1 for 4 with a solo home run (12).
- 1B Jeff Baisley finished 3 for 5 with two doubles.
- RHP Shawn Chacon (W, 6-4) 7.2 ip, 5 h, 2 r, 1 er, 1 bb, 5 so, 1 hr

River Cats Notables

- Eric Patterson ranks second in the Pacific Coast League with 11 triples, third with 39 stolen bases, tied for third with 134 hits, fourth with 85 runs scored and fifth with a .324 (134 for 414) batting average.



KANE COUNTY COUGARS
Single-A – Midwest League
Manager: Steve Scarsone

Yesterday: Loss at Burlington, 1-8 **Standing:** 23-26, 5th, 5.5 GB
Today: Smalley, 9-5 2.34 at Burlington (Hodgson, 2-1 4.84) 12:00 pm

Game Highlights

- SS Tyler Ladendorf was 1 for 4 with a run scored.
- C Petey Paramore finished 3 for 3 in the game.

Cougars Notables

- Kenny Smalley ranks second in the Midwest League with a 2.34 ERA (29 er in 111.1 ip).
- Shawn Haviland ranks tied for sixth in the ML with 107 strikeouts.
- Petey Paramore is hitting .351 (13 for 37) over his last 10 games.



MIDLAND ROCKHOUNDS
Double-A – Texas League
Manager: Darren Bush

Yesterday: Win at Tulsa, 7-4 **Standing:** 28-20, 1st, -- GB
Today: Middleton, 2-0 1.55 at Tulsa (Weiser, 7-12 5.36) 4:05 pm

Game Highlights

- 2B Corey Wimberly went 4 for 5 with a double and two RBI.
- 3B Alex Valdez was 2 for 4 with a double, two RBI and a run scored.
- LF Archie Gilbert finished 2 for 4 with two runs scored.

Rockhounds Notables

- Chris Carter leads the Texas League with 102 runs scored, 22 home runs, 150 hits, 39 doubles, 259 total bases, 75 walks, a .426 OBP, a .567 SLG and a .992 OPS...ranks second with a .328 (150 for 457) batting average and third with 92 RBI...has struck out 111 times, which are third most in the TL.
- Josh Donaldson ranks second in the TL with 34 doubles and third with 73 walks.
- Matt Spencer has a 13-game hitting streak, batting .442 (23 for 52) with four home runs, seven doubles, 14 runs scored and 16 RBI over that span.



VANCOUVER CANADIANS
Single-A (Short Season) – Northwest League
Manager: Rick Magnante


Yesterday: Win vs. Tri-City, 6-5 **Standing:** 26-29, 3rd, 9.0 GB
Today: TBA vs. Tri-City (TBA) 1:05 pm

Game Highlights

- 1B Anthony Aliotti went 1 for 4 with the game-ending RBI-single in the bottom of the ninth inning.
- RF Myrio Richard finished 1 for 2 with a double, three RBI and a run scored.

Canadians Notables

- Julio Ramos ranks third in the Northwest league with a 2.79 ERA (18 er in 58.0 ip) but ranks tied for third with five losses.
- Conner Crumbliss leads the NL with 45 walks.
- Kent Walton leads the NL with 19 doubles, ranks third with 67 hits and is seventh with a .318 (67 for 211) batting average.



STOCKTON PORTS
Single-A – California League
Manager: Aaron Nieckula


Yesterday: Loss at San Jose, 2-3 **Standing:** 29-20, 2nd, 5.0 GB
Today: Haigwood, 2-0 1.93 at San Jose (Oseguera, 3-6 4.11) 5:00 pm

Game Highlights

- CF Grant Desme was 2 for 4 with a solo home run (16).

Ports Notables

- Yusuf Carter ranks eighth in the California League with a .320 (104 for 325) batting average.
- Steve Kleen is hitting .394 (13 for 33) over his last 10 games.
- Grant Desme is hitting .353 (12 for 34) with four home runs, six RBI and eight runs scored over his last 10 games.



ARIZONA A'S
Rookie – Arizona League
Manager: Marcus Jensen

Yesterday: Off day, Next game today **Standing:** 5-11, 5th, 8.5 GB
Today: TBA vs. AZL Rangers (TBA) 6:00 pm

Athletics Notables

- Gernaldo Castillo leads the Arizona Summer League with 33 walks.

MINOR LEAGUE TRANSACTIONS

Aug. 11 Justin Friend (SAC) transferred from STO; Mickey Storey (STO) transferred from SAC; Leonardo Espinal (STO) reinstated from DL; Derrick Gordon (STO) transferred from SAC; Michael Richard (STO) placed on DL with right shoulder strain
Aug. 12 Justin Friend (STO) transferred from SAC; Michael Madsen (MID) on DL at home; Blake Crosby (AZ) on DL at home
Aug. 14 Mike Benacka (SAC) transferred from MID; Justin Friend (MID) transferred from STO

Sacramento River Cats (74-46) 7, Memphis Redbirds (64-56) 4
August 15, 2009

	1	2	3	4	5	6	7	8	9	R	H	E
Sacramento	1	1	0	2	0	0	2	0	1	7	8	2
Memphis	0	0	0	1	0	0	0	1	2	4	8	2

Sacramento	AB	R	H	RBI	BB	SO	LOB	AVG	Memphis	AB	R	H	RBI	BB	SO	LOB	AVG
Patterson, E, 2B	4	1	1	1	1	1	3	.324	Jay, CF	5	0	1	0	0	1	7	.270
Denorfia, LF	5	0	1	0	0	1	4	.267	Greene, T, SS	4	0	0	0	0	2	5	.278
Wallace, 3B	3	1	1	0	1	0	1	.282	Hoffpauir, J, 3B	0	0	0	0	0	0	0	.295
Carson, CF	5	0	0	0	0	4	3	.240	Stavinoha, RF	4	1	1	1	0	2	2	.279
Buck, T, RF	1	3	0	0	4	1	1	.285	Glaus, 3B	3	0	0	0	0	1	0	.286
Munson, C	4	1	2	3	1	0	1	.274	Barden, 3B-SS	0	1	0	0	0	0	0	.260
Cardenas, DH	3	1	0	1	1	0	2	.188	Craig, A, LF	4	0	0	0	0	0	1	.308
Baisley, 1B	5	0	3	0	0	0	1	.234	Freese, DH	4	1	1	1	0	0	0	.274
Petit, G, SS	2	0	0	1	1	1	1	.246	Hamilton, 1B	4	1	1	0	0	1	1	.312
Chacon, P	0	0	0	0	0	0	0	.000	Descalso, 2B	3	0	2	1	1	1	0	.261
Blevins, P	0	0	0	0	0	0	0	.000	Yarbrough, C	4	0	2	1	0	0	0	.275
Totals	32	7	8	6	9	8	17	.269	Perez, O, P	0	0	0	0	0	0	0	.250
									Ostlund, P	0	0	0	0	0	0	0	.000
									Scherer, P	0	0	0	0	0	0	0	.000
									Kinney, P	0	0	0	0	0	0	0	.000
									Totals	35	4	8	4	1	8	16	.263

BATTING

2B: Baisley 2 (16, Perez, O, Perez, O), Munson (17, Scherer).
 HR: Patterson, E (12, 1st inning off Perez, O, 0 on, 0 out), Munson (13, 4th inning off Perez, O, 1 on, 0 out).
 TB: Patterson, E 4; Denorfia; Wallace; Munson 6; Baisley 5.
 RBI: Patterson, E (50), Petit, G (24), Munson 3 (60), Cardenas (13).
 Runners left in scoring position, 2 out: Patterson, E; Denorfia 2; Baisley.
 SF: Petit, G; Cardenas.
 Team RISP: 1-for-10.
 Team LOB: 10.

BASERUNNING

SB: Wallace (1, 2nd base off Scherer/Yarbrough).
 CS: Wallace (2, 2nd base by Ostlund/Yarbrough).

FIELDING

E: Petit, G (11, throw), Patterson, E (9, fielding).
 DP: 2 (Baisley-Munson, Patterson, E-Petit, G-Baisley).

BATTING

2B: Freese (8, Blevins).
 HR: Stavinoha (10, 4th inning off Chacon, 0 on, 0 out).
 TB: Jay; Stavinoha 4; Freese 2; Hamilton; Descalso 2; Yarbrough 2.
 RBI: Stavinoha (48), Descalso (14), Freese (15), Yarbrough (5).
 2-out RBI: Yarbrough.
 Runners left in scoring position, 2 out: Greene, T; Stavinoha; Jay.
 GIDP: Greene, T.
 Team RISP: 4-for-11.
 Team LOB: 6.

FIELDING

E: Yarbrough (4, throw), Hoffpauir, J (14, throw).

Sacramento	IP	H	R	ER	BB	SO	HR	ERA	Memphis	IP	H	R	ER	BB	SO	HR	ERA
Chacon (W, 6-4)	7.2	5	2	1	1	5	1	6.12	Perez, O (L, 2-2)	4.0	5	4	4	3	4	2	3.24
Blevins (S, 1)	1.1	3	2	2	0	3	0	3.97	Ostlund	2.0	1	0	0	3	2	0	5.70
Totals	9.0	8	4	3	1	8	1	4.21	Scherer	2.0	2	2	2	1	2	0	3.21
									Kinney	1.0	0	1	0	2	0	0	3.89
									Totals	9.0	8	7	6	9	8	2	4.04

WP: Perez, O.

IBB: Buck, T (by Scherer).

HBP: Barden (by Blevins), Wallace (by Scherer).

Pitches-strikes: Chacon 95-64, Blevins 32-20, Perez, O 83-47, Ostlund 40-18, Scherer 36-20, Kinney 19-8.

Groundouts-flyouts: Chacon 10-7, Blevins 0-1, Perez, O 3-5, Ostlund 1-2, Scherer 2-2, Kinney 2-0.

Batters faced: Chacon 29, Blevins 8, Perez, O 20, Ostlund 9, Scherer 10, Kinney 5.

Inherited runners-scored: Blevins 2-0.

Ejections: Memphis Redbirds shortstop Tyler Greene ejected by HP umpire Dan Bellino (8th); Memphis Redbirds Manager Chris Maloney ejected by HP umpire Dan Bellino (8th).

Umpires: HP: Dan Bellino. 1B: Tyler Funneman. 2B: . 3B: Casey Moser.

Weather: 93 degrees, partly cloudy.

Wind: 9 mph, In from LF.

T: 2:42.

Att: 9,633.

GI ---GAMES BY POSITION---

BATTERS		AVG	G	AB	R	H	2B	3B	HR	RBI	BB	IBB	SO	SB	CS	OBP	SLG	OPS	SF	SAC	HBP	DP	1B	2B	3B	SS	OF	C	E	
Baisley, Jeff		.234	82	299	35	70	16	1	6	29	22	3	70	2	0	.291	.355	.645	3	2	3	7	19	0	48	1	0	0	7	
* Barton, Daric		.261	70	253	48	66	21	1	9	48	45	2	43	1	0	.386	.458	.844	4	2	9	2	67	0	0	0	0	0	4	
* Buck, Travis		.285	47	179	28	51	10	2	3	20	20	1	32	3	1	.356	.413	.770	4	2	2	2	0	0	0	0	38	0	0	
* Cardenas, Adrian		.188	29	101	12	19	6	0	0	13	11	0	19	2	1	.267	.248	.515	3	1	1	4	0	21	4	1	0	0	5	
Carson, Matt		.240	100	367	47	88	26	2	16	59	31	1	77	11	3	.303	.452	.755	4	4	4	6	0	0	0	0	91	0	0	
Chen, Yung Chi		.328	20	67	9	22	1	0	1	5	6	0	12	3	0	.384	.388	.772	0	1	0	2	0	13	2	3	1	0	1	
Cobb, Larry		.240	10	25	2	6	3	0	0	2	1	0	7	0	0	.269	.360	.629	0	0	0	0	0	2	1	0	4	0	1	
1 * Copeland, Ben		.500	1	4	0	2	0	0	0	1	0	0	0	0	1	.500	.500	1.000	0	0	0	0	0	0	0	0	0	1	0	0
Cunningham, Aaron		.300	65	260	47	78	19	1	9	42	26	0	58	9	4	.369	.485	.854	1	1	3	5	0	0	0	0	57	0	1	
Denorfia, Chris		.267	88	344	49	92	16	3	6	40	26	0	37	10	5	.316	.384	.699	6	4	1	13	0	0	0	0	80	0	3	
* Doolittle, Sean		.267	28	105	17	28	5	1	4	14	15	1	23	0	1	.364	.448	.811	0	0	1	1	3	0	0	0	24	0	0	
Ellis, Mark		.182	8	33	2	6	1	0	0	3	0	0	2	0	0	.182	.212	.394	0	0	0	2	0	8	0	0	0	0	0	
Everidge, Tommy		.382	43	173	31	66	15	1	9	32	16	0	26	0	0	.432	.636	1.068	2	0	1	4	29	0	3	0	0	0	2	
Galarraga, Joel		.357	13	42	9	15	3	1	0	6	6	0	10	0	1	.449	.476	.925	0	1	1	1	0	0	0	0	1	6	1	
* Hannahan, Jack		.222	21	81	8	18	7	0	2	11	7	0	27	0	1	.284	.383	.667	0	0	0	0	0	5	16	0	0	0	3	
* Munson, Eric		.274	86	307	45	84	17	2	13	60	44	2	55	0	1	.363	.469	.832	5	1	2	9	4	0	0	0	0	62	3	
* Padron, Raul		.214	5	14	2	3	0	0	0	2	2	0	7	0	0	.313	.214	.527	0	0	0	0	0	0	0	0	0	0	4	0
* Patterson, Eric		.324	99	414	85	134	28	11	12	50	46	3	74	39	6	.391	.531	.923	3	6	2	2	1	43	10	0	42	0	9	
# Pennington, Cliff		.264	99	360	48	95	22	3	3	40	45	1	54	27	4	.345	.367	.712	4	6	2	2	0	16	3	77	1	0	19	
Petit, Gregorio		.246	80	293	36	72	14	0	3	24	23	2	65	0	1	.296	.324	.621	7	7	1	11	0	19	22	38	0	0	11	
1 * Putnam, Danny		.245	39	143	14	35	3	1	4	21	10	1	31	1	1	.292	.364	.656	1	1	0	2	0	0	0	0	36	0	0	
Recker, Anthony		.224	62	219	21	49	8	1	8	37	22	0	65	2	0	.296	.379	.675	1	3	1	4	0	0	0	0	0	54	6	
# Valdez, Alex			1	0	0	0	0	0	0	0	0	0	0	0	0				0	0	0	0	0	0	0	0	0	0	0	
* Wallace, Brett		.253	21	83	14	21	5	0	2	10	8	3	19	1	1	.323	.386	.708	1	0	1	2	4	0	16	0	0	0	3	
T * Wallace, Brett		.282	83	305	36	86	16	0	8	29	23	4	61	1	2	.339	.413	.752	3	0	5	9	13	0	68	0	0	0	13	
Team Total		.269	120	4168	609	1120	246	31	110	569	432	20	815	111	32	.339	.422	.761	49	42	35	81							90	

PITCHERS		W	L	ERA	G	GS	CG	SHO	SV	SVO	IP	H	R	ER	HR	HB	BB	IBB	SO	BK	WP	GO/AO	DP	WHIP	AVG	AB	TBF	SF	GF	HLD	
Banwart, Travis		0	1	10.50	1	1	0	0	0	0	6.0	11	7	7	0	0	1	0	5	0	0	0.10	0	2.00	.440	25	28	2	0	0	
Benacka, Michael		0	0	0.00	1	0	0	0	0	0	1.0	0	0	0	0	0	0	0	2	0	0	0.00	0	0.00	.000	3	3	0	1	0	
* Blevins, Jerry		5	3	3.97	39	0	0	0	1	5	56.2	61	26	25	5	4	14	4	54	0	3	0.98	6	1.32	.282	216	244	1	10	9	
Cameron, Kevin		2	1	3.27	8	0	0	0	1	2	11.0	5	4	4	0	0	8	0	13	0	1	0.80	0	1.18	.139	36	44	0	5	0	
Carson, Matt		0	0	10.50	6	0	0	0	0	0	6.0	11	8	7	2	0	3	0	1	0	3	0.42	0	2.33	.379	29	32	0	4	0	
Casilla, Santiago		0	0	0.00	1	1	0	0	0	0	1.0	0	0	0	0	0	0	0	0	0	0	2.00	0	0.00	.000	3	3	0	0	0	
Chacon, Shawn		6	4	6.12	11	10	0	0	0	0	57.1	63	43	39	11	6	33	0	44	1	3	1.14	6	1.67	.280	225	266	2	0	0	
* Cramer, Bobby		1	1	6.43	6	1	0	0	0	1	14.0	24	11	10	0	0	8	2	14	0	0	1.80	2	2.29	.387	62	73	2	2	1	
Demel, Sam		1	2	3.52	19	0	0	0	2	3	23.0	18	10	9	0	1	16	2	21	0	4	1.30	0	1.48	.214	84	105	1	4	3	
Duchscherer, Justin		0	0	0.00	1	1	0	0	0	0	4.0	2	0	0	0	0	1	0	3	0	0	0.29	0	0.75	.143	14	15	0	0	0	
* Eveland, Dana		8	4	4.97	18	18	0	0	0	0	105.0	111	69	58	11	4	47	0	74	0	7	2.32	16	1.50	.271	410	465	1	0	0	
Friend, Justin		0	0	13.50	1	0	0	0	0	0	1.1	2	2	2	0	2	1	0	3	0	0	0.00	0	2.25	.333	6	9	0	0	0	
1 Gallagher, Sean		1	0	1.74	5	5	0	0	0	0	20.2	12	5	4	0	1	6	0	15	0	1	1.25	1	0.87	.167	72	80	0	0	0	
Giese, Dan		1	0	2.25	1	0	0	0	0	0	4.0	3	1	1	0	0	0	2	0	0	0	1.00	1	0.75	.231	13	14	1	0	0	
Gonzalez, Edgar		3	2	5.22	7	7	0	0	0	0	39.2	48	23	23	4	1	16	1	27	0	2	0.72	5	1.61	.300	160	179	2	0	0	
* Gonzalez, Gio		4	1	2.51	12	12	0	0	0	0	61.0	42	21	17	5	3	34	2	71	0	6	1.00	5	1.25	.194	216	256	1	0	0	
* Gordon, Derrick		0	0	5.40	1	0	0	0	0	0	1.2	1	1	1	0	0	2	0	2	0	1	0.50	0	1.80	.167	6	8	0	0	0	
Gray, Jeff		2	2	1.54	37	0	0	0	16	17	41.0	30	8	7	2	2	6	1	22	0	1	1.89	5	0.88	.200	150	158	0	31	2	
* Hampson, Justin		0	0	5.40	4	0	0	0	0	0	6.2	6	4	4	2	0	0	0	5	0	0	0.25	0	0.90	.222	27	27	0	1	0	
* Hernandez, Carlos		0	0	0.00	1	0	0	0	0	0	3.1	2	0	0	0	0	1	0	5	0	0	1.00	0	0.90	.182	11	12	0	0	0	
Hodsdon, Scott		0	0	1.50	1	1	0	0	0	0	6.0	5	1	1	0	0	4	0	1	0	0	0.70	0	1.50	.227	22	27	1	0	0	
* Kilby, Brad		3	2	2.09	39	0	0	0	2	3	56.0	32	13	13	5	2	17	0	63	0	5	0.52	3	0.88	.164	195	216	2	5	7	
Lansford, Jared		0	1	9.00	8	0	0	0	0	0	11.0	13	12	11	2	1	12	3	1	0	2	0.68	0	2.27	.289	45	60	1	0	2	
* Marshall, Jay		5	3	3.20	50	0	0	0	7	9	50.2	53	23	18	2	1	15	4	30	0	5	2.72	9	1.34	.280	189	212	2	20	13	
Mazzaro, Vin		2	2	2.38	10	9	0	0	0	0	56.2	42	17	15	2	6	17	1	44	0	5	1.71	4	1.04	.205	205	230	1	1	0	
Mortensen, Clayton		0	1	3.86	3	3	0	0	0	0	14.0	18	8	6	1	0	8	0	6	0	1	1.06	3	1.86	.327	55	65	2	0	0	
T Mortensen, Clayton		7	7	4.31	20	20	1	0	0	0	119.0	121	66	57	12	4	42	0	88	0	4	1.69	16	1.37	.267	453	508	4	0	0	
Padron, Raul		0	0	0.00	1	0	0	0	0	0	1.0	1	0	0	0	0	1	0	0	0	0	2.00	1	2.00	.333	3	4	0	1	0	
1 * Putnam, Danny																															
Reineke, Chad		5	4	4.84	25	17	0	0	2	2	96.2	97	54	52	14	4	39	2	67	0	7	0.92	7	1.41	.257	377	425	4	2	2	
Rodriguez, Henry		2	1	4.33	27	0	0	0	4	7	35.1	24	17	17	2	0	29	2	5												

Midland RockHounds (65-53) 7, Tulsa Drillers (64-54) 4
August 15, 2009

	1	2	3	4	5	6	7	8	9	R	H	E
Midland	0	0	0	5	0	2	0	0	0	7	12	0
Tulsa	1	1	0	0	0	0	0	0	2	4	11	1

Midland	AB	R	H	RBI	BB	SO	LOB	AVG	Tulsa	AB	R	H	RBI	BB	SO	LOB	AVG
Wimberly, 2B	5	0	4	2	0	0	0	.302	Mayora, SS	3	1	0	0	2	0	3	.292
Brown, C, CF	5	0	1	0	0	2	3	.285	Holcomb, 3B	5	0	2	1	0	0	2	.283
Carter, 1B	5	0	0	0	0	3	3	.328	Kindel, 1B	4	0	1	1	0	1	3	.263
Spencer, RF	3	1	1	0	2	0	0	.317	Paulk, LF	3	0	1	0	1	0	0	.291
Donaldson, C	5	1	1	0	0	0	4	.269	Harvey, R, DH	4	1	1	1	0	1	3	.244
Gilbert, LF	4	2	2	0	0	0	0	.289	McKenry, C	4	0	1	0	0	0	1	.277
Horton, SS	3	1	0	1	1	1	1	.269	Garner, CF	4	1	1	0	0	0	2	.293
Valdez, A, 3B	4	1	2	2	0	1	1	.277	Corley, RF	4	1	2	0	0	0	1	.221
Sulentic, DH	3	1	1	2	0	0	1	.289	Sandoval, D, 2B	4	0	2	1	0	0	2	.243
Banwart, P	0	0	0	0	0	0	0	.000	Lo, C, P	0	0	0	0	0	0	0	.000
Hunton, P	0	0	0	0	0	0	0	.000	Graham, A, P	0	0	0	0	0	0	0	.200
Roquet, P	0	0	0	0	0	0	0	.000	Bright, P	0	0	0	0	0	0	0	.000
Totals	37	7	12	7	3	7	13	.293	Escalona, P	0	0	0	0	0	0	0	.000
									Totals	35	4	11	4	3	2	17	.260

BATTING

2B: Brown, C (17, Lo, C), Wimberly (8, Lo, C), Valdez, A (14, Lo, C), Sulentic (18, Graham, A).

TB: Wimberly 5; Brown, C 2; Spencer; Donaldson; Gilbert 2; Valdez, A 3; Sulentic 2.

RBI: Horton (55), Valdez, A 2 (38), Sulentic 2 (47), Wimberly 2 (19).

2-out RBI: Sulentic; Wimberly.

Runners left in scoring position, 2 out: Donaldson 2; Carter.

SF: Sulentic.

Team RISP: 4-for-9.

Team LOB: 7.

BASERUNNING

CS: Wimberly (6, 2nd base by Graham, A/McKenry).

PO: Wimberly (1st base by Graham, A).

FIELDING

DP: 2 (Valdez, A-Wimberly-Carter, Wimberly-Horton-Carter).

BATTING

2B: McKenry (24, Banwart), Kindel (20, Banwart), Sandoval, D (5, Hunton).

HR: Harvey, R (21, 2nd inning off Banwart, 0 on, 0 out).

TB: Holcomb 2; Kindel 2; Paulk; Harvey, R 4; McKenry 2; Garner; Corley 2; Sandoval, D 3.

RBI: Kindel (52), Harvey, R (72), Sandoval, D (10), Holcomb (44).

2-out RBI: Holcomb.

Runners left in scoring position, 2 out: Sandoval, D; Harvey, R; Kindel 2.

SF: Kindel.

GDP: Mayora; Sandoval, D.

Team RISP: 2-for-10.

Team LOB: 8.

BASERUNNING

SB: Mayora (16, 2nd base off Banwart/Donaldson).

FIELDING

E: Holcomb (13, throw).

Pickoffs: Graham, A (Wimberly at 1st base).

Midland	IP	H	R	ER	BB	SO	HR	ERA	Tulsa	IP	H	R	ER	BB	SO	HR	ERA
Banwart (W, 9-5)	6.0	6	2	2	2	1	1	4.81	Lo, C (L, 0-1)	3.0	5	5	5	3	2	0	15.00
Hunton	2.1	4	2	2	1	0	0	4.07	Graham, A	3.0	4	2	2	0	4	0	4.87
Roquet (S, 1)	0.2	1	0	0	0	1	0	5.43	Bright	2.0	1	0	0	0	1	0	4.41
Totals	9.0	11	4	4	3	2	1	4.78	Escalona	1.0	2	0	0	0	0	0	3.12
									Totals	9.0	12	7	7	3	7	0	3.76

Lo, C pitched to 5 batters in the 4th.

WP: Banwart.

Pitches-strikes: Banwart 95-55, Hunton 34-19, Roquet 8-7, Lo, C 64-37, Graham, A 50-36, Bright 17-12, Escalona 17-10.

Groundouts-flyouts: Banwart 10-7, Hunton 5-2, Roquet 0-1, Lo, C 3-4, Graham, A 0-3, Bright 4-1, Escalona 0-3.

Batters faced: Banwart 25, Hunton 11, Roquet 3, Lo, C 17, Graham, A 12, Bright 7, Escalona 5.

Inherited runners-scored: Roquet 2-1, Graham, A 2-2.

Umpires: HP: Brad Myers. 1B: Jeff Gosney. 2B: . 3B: Brian Sinclair.

Weather: 93 degrees, clear.

Wind: 24 mph, R to L.

T: 2:55.

Att: 7,542.

GI ---GAMES BY POSITION---

BATTERS	AVG	G	AB	R	H	2B	3B	HR	RBI	BB	IBB	SO	SB	CS	OBP	SLG	OPS	SF	SAC	HBP	DP	1B	2B	3B	SS	OF	C	E	
Affronti, Michael	.236	50	182	20	43	5	0	3	21	12	0	26	1	2	.297	.313	.610	3	2	5	3	0	25	5	12	5	0	13	
* Brown, Corey	.285	48	186	34	53	17	3	6	34	19	0	48	5	0	.364	.505	.869	0	0	4	4	0	0	0	0	45	0	1	
* Cardenas, Adrian	.326	79	325	56	106	26	2	3	55	38	1	44	5	4	.392	.446	.838	6	3	1	16	0	38	32	9	0	0	11	
Carter, Chris	.328	116	457	102	150	39	2	22	92	75	2	111	12	5	.426	.567	.992	10	0	10	10	100	0	1	0	5	0	7	
Chen, Yung Chi	.324	17	68	12	22	6	0	0	10	7	0	9	2	0	.387	.412	.798	0	0	0	2	0	6	12	0	0	0	3	
Donaldson, Josh	.269	105	379	62	102	34	1	6	78	73	2	78	6	1	.387	.412	.798	2	3	1	12	3	0	15	0	0	84	17	
Everidge, Tommy	.306	55	229	41	70	18	0	8	53	28	0	34	0	1	.380	.489	.869	1	0	0	6	8	0	27	0	0	0	6	
Gilbert, Archie	.289	101	391	69	113	14	5	2	38	52	0	45	25	14	.389	.366	.755	1	1	13	11	0	0	0	0	99	0	4	
Herrera, Javier	.000	1	2	0	0	0	0	0	0	0	0	0	0	0	.000	.000	.000	0	0	0	0	0	0	0	0	1	0	1	
* Horton, Joshua	.269	107	442	67	119	18	6	4	55	55	0	55	7	2	.346	.364	.710	6	2	0	11	0	3	0	75	0	0	20	
Ortiz, Gabriel	.280	8	25	4	7	2	0	1	8	0	0	5	2	0	.259	.480	.739	2	0	0	0	0	0	0	0	0	0	8	3
* Padron, Raul	.272	35	125	11	34	9	0	2	14	10	0	23	0	0	.333	.392	.725	1	1	2	6	5	0	0	0	0	23	3	
* Peterson, Shane	.320	19	75	8	24	9	0	1	12	8	0	12	1	0	.388	.480	.868	1	1	1	4	5	0	0	0	15	0	1	
T * Peterson, Shane	.302	37	149	18	45	13	1	2	19	13	0	22	3	0	.364	.443	.807	1	1	2	4	7	0	0	0	31	0	4	
* Putnam, Danny	.301	30	123	28	37	7	0	7	22	16	0	26	4	1	.381	.528	.910	0	0	0	1	0	0	0	0	30	0	1	
Recker, Anthony	.298	16	57	11	17	4	0	3	9	8	0	22	0	0	.385	.526	.911	0	0	0	1	0	0	0	0	0	8	3	
* Spencer, Matthew	.317	72	290	52	92	27	3	7	55	19	1	52	1	3	.363	.503	.866	4	0	4	2	1	0	0	0	59	0	6	
* Sulentic, Matthew	.289	96	357	53	103	18	5	6	47	31	1	87	19	7	.345	.417	.762	6	0	3	9	0	0	0	0	90	0	5	
# Valdez, Alex	.277	64	231	32	64	14	3	4	38	27	2	35	2	3	.351	.416	.767	3	1	1	10	0	33	23	0	0	0	12	
# Weeks, Jemile	.237	10	38	6	9	4	0	0	0	4	0	4	0	0	.310	.342	.652	0	0	0	0	0	9	0	0	0	0	2	
# Wimberly, Corey	.302	50	212	44	64	8	1	0	19	19	2	20	16	6	.375	.349	.724	2	2	7	8	0	6	6	24	15	0	7	
Team Total	.293	118	4194	712	1229	279	31	85	660	501	11	736	108	49	.372	.435	.807	48	16	52	116							135	

PITCHERS	W	L	ERA	G	GS	CG	SHO	SV	SVO	IP	H	R	ER	HR	HB	BB	IBB	SO	BK	WP	GO/AO	DP	WHIP	AVG	AB	TBF	SF	GF	HLD
Affronti, Michael	0	0	9.00	1	0	0	0	0	0	1.0	1	1	1	0	1	1	0	0	0	0	2.00	0	2.00	.250	4	6	0	1	0
Banwart, Travis	9	5	4.81	23	23	0	0	0	0	119.2	140	74	64	9	3	40	1	57	0	8	1.02	9	1.50	.287	487	537	4	0	0
Barone, Daniel	0	2	9.50	4	4	0	0	0	0	18.0	31	21	19	2	1	5	0	9	0	0	1.32	1	2.00	.392	79	91	2	0	0
Bell, Kristian	1	2	8.67	9	7	0	0	0	0	27.0	50	29	26	2	1	18	1	12	0	4	1.29	2	2.52	.403	124	145	2	0	0
Benacka, Michael	3	0	2.74	45	0	0	0	4	8	65.2	52	21	20	0	2	32	2	72	0	8	0.89	3	1.28	.218	239	275	1	9	6
* Cramer, Bobby	3	4	3.35	12	8	0	0	0	0	43.0	48	29	16	1	2	13	0	39	0	3	1.68	2	1.42	.274	175	194	1	0	1
Day, Dewon	0	0	6.94	9	0	0	0	0	0	11.2	17	11	9	1	1	9	0	12	0	3	1.63	2	2.23	.340	50	60	0	4	0
Demel, Sam	0	2	0.61	27	0	0	0	11	12	29.1	23	5	2	1	0	9	1	26	0	1	1.44	3	1.09	.209	110	121	0	23	0
* Dowdy, Justin	3	0	5.21	14	0	0	0	0	0	19.0	19	12	11	2	2	11	1	12	0	0	1.20	0	1.58	.253	75	89	1	6	0
Farley, Chris	1	3	9.22	11	5	0	0	0	0	27.1	42	34	28	6	1	25	1	13	0	7	1.74	7	2.45	.368	114	141	1	1	0
Fernandez, Jason	8	8	4.87	24	18	1	0	0	0	114.2	140	69	62	11	9	46	0	63	1	3	1.68	23	1.62	.313	447	506	3	1	0
Friend, Justin	0	0	0.00	1	0	0	0	0	0	1.0	1	0	0	0	0	2	0	2	0	0	0.00	0	3.00	.250	4	6	0	0	1
Garcia, Angel	2	0	4.11	18	0	0	0	1	1	35.0	35	16	16	1	1	24	1	28	0	3	0.85	5	1.69	.261	134	160	1	2	2
Glushon, Jason	1	0	10.43	5	0	0	0	0	0	14.2	22	17	17	2	2	5	1	9	1	1	1.13	3	1.84	.386	57	69	5	0	0
Godfrey, Graham	10	6	3.72	24	24	1	0	0	0	135.1	135	64	56	8	6	45	0	97	0	4	0.83	9	1.33	.256	528	590	7	0	0
* Haigwood, Daniel	1	2	7.03	7	5	0	0	0	0	24.1	36	23	19	2	1	11	1	11	0	0	0.74	1	1.93	.346	104	118	2	1	0
* Hernandez, Carlos	6	1	4.50	7	6	0	0	0	0	36.0	52	20	18	1	0	14	0	20	0	2	1.40	6	1.83	.354	147	166	3	0	0
* Heuser, James	0	2	6.03	32	0	0	0	1	1	37.1	40	28	25	3	7	33	1	37	1	1	1.16	4	1.96	.286	140	186	3	11	2
* Hornbeck, Ben	0	1	16.20	1	1	0	0	0	0	3.1	5	7	6	0	0	4	0	1	0	2	3.50	2	2.70	.385	13	17	0	0	0
Hunton, Jon	3	4	4.07	32	0	0	0	2	5	42.0	39	20	19	2	2	10	1	36	0	1	1.07	4	1.17	.247	158	173	2	11	7
Lansford, Jared	1	1	2.58	29	0	0	0	9	11	38.1	38	11	11	1	3	18	0	22	0	4	1.36	7	1.46	.262	145	169	2	17	1
Leon, Arnold	1	1	3.88	29	3	0	0	1	3	55.2	54	30	24	3	5	22	0	43	0	3	1.10	3	1.37	.249	217	248	2	6	2
Madsen, Michael	0	1	7.50	3	1	0	0	0	0	6.0	9	5	5	2	0	6	0	1	0	0	1.83	2	2.50	.360	25	31	0	0	0
Middleton, Kyle	2	0	1.55	4	4	0	0	0	0	29.0	20	6	5	0	0	6	0	19	0	1	0.86	0	0.90	.189	106	112	0	0	0
Roquet, Rocky	1	3	5.43	41	0	0	0	1	4	56.1	77	38	34	4	1	25	2	45	0	5	1.24	10	1.81	.326	236	264	0	11	4
Ross, Tyson	2	2	6.26	4	4	1	0	0	0	23.0	26	16	16	3	1	8	0	15	0	3	3.64	4	1.48	.289	90	99	0	0	0
Sharpe, Steven	7	1	4.05	18	0	0	0	1	5	26.2	20	12	12	0	0	11	1	18	0	5	1.73	3	1.16	.217	92	107	1	11	0
Souza, Justin	0	2																											

San Jose Giants (76-43) 3, Stockton Ports (54-65) 2
August 15, 2009

	1	2	3	4	5	6	7	8	9	R	H	E
Stockton	0	1	0	0	1	0	0	0	0	2	6	0
San Jose	0	0	0	1	0	0	0	0	2	3	8	1

Two out when winning run scored.

Stockton	AB	R	H	RBI	BB	SO	LOB	AVG	San Jose	AB	R	H	RBI	BB	SO	LOB	AVG
Coleman, SS	5	0	0	1	0	3	4	.200	Ford, CF	5	0	1	2	0	2	3	.269
Johnson, T, LF	4	0	0	0	0	1	4	.262	Noonan, 2B	4	0	1	0	0	2	0	.252
Kleen, 1B	2	0	1	0	2	1	0	.368	Neal, LF	4	0	1	0	0	1	1	.335
Carter, Y, C	4	0	0	0	0	2	3	.320	Kieschnick, RF	4	1	1	0	0	1	2	.292
Desme, CF	4	1	2	1	0	1	2	.294	Maroul, 1B	3	0	0	0	1	2	2	.242
Ka'aihue, DH	4	1	1	0	0	1	2	.206	Gillaspie, 3B	3	0	2	1	0	0	0	.278
Smith, Ma, 3B	4	0	1	0	0	1	1	.244	1-Stromsmoe, PR-3B	1	0	0	0	0	1	0	.289
Martinez, F, 2B	2	0	0	0	1	1	0	.258	Bocock, SS	2	0	1	0	1	1	1	.248
Keough, RF	3	0	1	0	1	0	2	.239	Kline, C	2	0	0	0	0	1	1	.205
Capra, P	0	0	0	0	0	0	0	.000	a-Lormand, PH	1	0	0	0	0	1	2	.264
Ray, J, P	0	0	0	0	0	0	0	.000	Lowenstein, C	1	1	1	0	0	0	0	.250
Storey, P	0	0	0	0	0	0	0	.000	Graham, T, DH	1	1	0	0	2	1	0	.269
Totals	32	2	6	2	4	11	18	.262	Tanner, P	0	0	0	0	0	0	0	.000
									Turpen, P	0	0	0	0	0	0	0	.000
									Totals	31	3	8	3	4	13	12	.276

a-Struck out for Kline in the 7th.
1-Ran for Gillaspie in the 7th.

BATTING

HR: Desme (16, 2nd inning off Tanner, 0 on, 0 out).
TB: Kleen; Desme 5; Ka'aihue; Smith, Ma; Keough.
RBI: Desme (43), Coleman (4).
2-out RBI: Coleman.
Runners left in scoring position, 2 out: Johnson, T 2; Coleman.
S: Martinez, F.
Team RISP: 0-for-6.
Team LOB: 8.

BATTING

2B: Gillaspie (24, Capra), Ford (11, Storey).
TB: Ford 2; Noonan; Neal; Kieschnick; Gillaspie 3; Bocock; Lowenstein.
RBI: Gillaspie (47), Ford 2 (42).
2-out RBI: Gillaspie; Ford 2.
Runners left in scoring position, 2 out: Bocock; Ford 2.
S: Bocock.
Team RISP: 1-for-4.
Team LOB: 8.

FIELDING

Pickoffs: Storey (Bocock at 1st base).

BASERUNNING

CS: Graham, T (8, 2nd base by Capra/Carter, Y).
PO: Bocock (1st base by Storey).

FIELDING

E: Lowenstein (2, throw).
DP: (Kline-Bocock).

Stockton	IP	H	R	ER	BB	SO	HR	ERA	San Jose	IP	H	R	ER	BB	SO	HR	ERA
Capra	6.1	4	1	1	3	10	0	2.17	Tanner	6.1	5	2	2	3	7	1	3.21
Ray, J (H, 3)	1.2	1	0	0	0	2	0	2.25	Turpen (W, 4-2)	2.2	1	0	0	1	4	0	1.44
Storey (BS, 1)(L, 1-1)	0.2	3	2	2	1	1	0	2.79	Totals	9.0	6	2	2	4	11	1	3.25
Totals	8.2	8	3	3	4	13	0	4.24									

HBP: Graham, T (by Ray, J).
Groundouts-flyouts: Capra 4-4, Ray, J 0-3, Storey 0-0, Tanner 7-4, Turpen 2-2.
Batters faced: Capra 25, Ray, J 7, Storey 5, Tanner 27, Turpen 10.
Inherited runners-scored: Ray, J 2-0, Turpen 2-0.
Umpires: HP: Nathan Thompson. 1B: Tim Eastman. 2B: . 3B: .
Weather: 82 degrees, clear.
Wind: 14 mph, Out to LF.
T: 2:58.
Att: 5,419.

		GI ---GAMES BY POSITION---																										
BATTERS	AVG	G	AB	R	H	2B	3B	HR	RBI	BB	IBB	SO	SB	CS	OBP	SLG	OPS	SF	SAC	HBP	DP	1B	2B	3B	SS	OF	C	E
Affronti, Michael	.220	14	50	4	11	2	0	1	4	1	0	7	0	2	.278	.320	.598	0	1	3	2	0	2	7	5	0	0	3
Carter, Yusuf	.320	83	325	58	104	12	4	14	51	26	2	84	4	2	.370	.511	.881	4	0	2	9	13	0	0	0	0	58	8
Cobb, Larry	.221	21	68	9	15	1	0	3	5	5	0	20	1	2	.312	.368	.679	0	1	4	0	0	10	3	0	4	0	2
Coleman, Dusty	.200	12	50	9	10	3	2	0	4	5	0	16	0	0	.286	.340	.626	0	0	1	1	0	0	0	12	0	0	2
1 * Copeland, Ben	.444	2	9	1	4	1	0	0	0	0	0	2	0	0	.444	.556	1.000	0	0	0	0	0	0	0	0	2	0	0
Desme, Grant	.294	49	180	41	53	10	4	16	43	23	0	57	13	4	.379	.661	1.040	1	0	2	2	0	0	0	0	45	0	0
* Dowling, Greg	.111	14	45	3	5	1	0	0	1	7	2	11	0	0	.245	.133	.379	0	0	1	2	9	0	0	0	0	0	1
Ellis, Mark	.000	2	4	0	0	0	0	0	0	1	0	1	0	0	.200	.000	.200	0	0	0	0	0	2	0	0	0	0	0
* Johnson, Todd	.262	99	381	41	100	28	2	5	49	34	1	87	2	7	.324	.386	.710	5	1	3	4	0	0	0	0	73	0	5
Ka'aihue, Kala	.206	10	34	9	7	1	1	3	10	6	0	11	0	0	.325	.559	.884	0	0	0	0	3	0	0	0	0	0	1
# Keough, Shane	.239	102	376	37	90	11	3	2	37	33	1	117	5	7	.302	.301	.602	3	0	2	9	0	0	0	0	91	0	8
Kleen, Steve	.368	49	182	37	67	12	0	5	26	22	0	27	0	1	.446	.516	.962	3	0	6	5	45	0	0	0	1	0	3
Love, Dante	.205	12	39	1	8	1	0	0	7	2	0	5	0	0	.244	.231	.475	0	2	0	0	0	0	0	0	0	10	0
# Martinez, Frank	.258	98	353	42	91	16	3	5	40	34	1	63	7	4	.325	.363	.687	2	6	2	8	0	28	24	42	0	0	30
* Mitchell, Jermaine	.254	103	370	52	94	13	5	2	24	59	0	110	13	8	.356	.332	.688	3	8	1	3	0	0	0	0	95	0	3
* Padron, Raul	.263	41	167	23	44	2	0	5	26	10	0	51	2	0	.306	.365	.671	2	0	1	4	22	0	0	0	0	18	4
* Putnam, Danny	.091	3	11	1	1	1	0	0	1	1	0	2	0	0	.167	.182	.348	0	0	0	1	0	0	0	0	2	0	0
Richard, Michael	.257	85	311	55	80	15	0	1	20	48	2	55	21	11	.372	.315	.687	0	7	9	10	0	23	0	61	0	0	27
Smith, Matt	.244	70	242	26	59	13	0	4	33	27	0	47	1	1	.324	.347	.671	3	0	3	10	0	0	9	0	0	37	7
* Spencer, Matthew	.274	30	117	20	32	5	0	10	29	12	1	15	3	1	.338	.573	.911	1	0	0	2	22	0	0	0	7	0	2
# Thomas, David	.218	46	165	22	36	6	2	2	19	16	0	42	3	1	.307	.315	.622	2	6	6	3	3	0	0	0	43	0	1
# Valdez, Alex	.258	33	124	16	32	6	2	2	19	4	0	30	2	1	.279	.387	.666	1	2	0	0	0	9	23	0	0	0	12
* Vitters, Christian	.236	68	259	30	61	11	5	6	36	22	3	64	4	2	.300	.386	.686	3	5	3	8	8	2	55	0	0	0	14
# Weeks, Jemile	.299	50	201	29	60	9	2	7	31	26	0	40	5	1	.385	.468	.853	1	1	3	5	0	47	0	0	0	0	3
Team Total	.262	119	4063	566	1064	180	35	93	515	424	13	964	86	55	.337	.392	.729	34	40	52	88							155

PITCHERS	W	L	ERA	G	GS	CG	SHO	SV	SVO	IP	H	R	ER	HR	HB	BB	IBB	SO	BK	WP	GO/AO	DP	WHIP	AVG	AB	TBF	SF	GF	HLD
Adames, Joselito	0	0	4.50	1	0	0	0	0	0	4.0	2	2	2	0	0	2	0	3	0	0	1.00	0	1.00	.167	12	15	0	1	0
Bell, Kristian	0	0	3.52	5	0	0	0	0	0	7.2	5	3	3	1	2	5	1	7	0	0	0.78	0	1.30	.185	27	35	0	2	0
* Capra, Anthony	2	0	2.17	5	5	0	0	0	0	29.0	20	12	7	1	0	15	0	40	1	1	0.54	0	1.21	.196	102	120	1	0	0
Carignan, Andrew	0	0	4.50	2	0	0	0	0	0	2.0	1	1	1	0	0	3	0	2	0	0	0.33	0	2.00	.167	6	10	1	0	1
Casilla, Santiago	0	0	0.00	1	1	0	0	0	0	1.0	0	0	0	0	0	0	0	0	0	0	0.50	0	0.00	.000	3	3	0	0	0
* Cramer, Bobby	1	0	1.59	2	0	0	0	0	0	5.2	4	1	1	1	1	2	0	6	0	0	1.75	0	1.06	.190	21	24	0	1	0
Currin, Pat	2	3	4.93	21	0	0	0	2	38.1	42	26	21	3	5	11	0	30	0	1	1.50	3	1.38	.276	152	173	3	3	3	
Duchscherer, Justin	0	0	0.00	1	1	0	0	0	0	2.0	0	0	0	0	0	0	0	2	0	0	3.00	0	0.00	.000	6	6	0	0	0
Espinal, Leonardo	0	2	5.64	22	0	0	0	6	7	22.1	20	22	14	1	8	15	3	25	0	5	4.00	2	1.57	.233	86	110	0	14	3
* Figueroa, Pedro	2	4	4.39	7	7	0	0	0	0	41.0	43	21	20	3	1	17	0	41	0	3	1.24	3	1.46	.270	159	177	0	0	0
Friend, Justin	1	4	2.87	43	0	0	0	5	7	59.2	47	27	19	5	5	29	0	64	0	5	1.60	3	1.27	.213	221	260	3	14	11
* Gordon, Derrick	3	5	3.62	31	1	0	0	1	1	74.2	58	40	30	5	6	29	2	78	2	3	0.89	4	1.17	.212	274	317	3	8	3
* Haigwood, Daniel	2	0	1.93	4	3	0	0	0	0	23.1	12	8	5	1	3	6	0	25	0	0	0.52	1	0.77	.145	83	92	0	0	0
* Hernandez, Carlos	9	5	4.02	17	17	0	0	0	0	96.1	94	50	43	8	4	33	0	75	0	3	1.19	10	1.32	.255	368	414	4	0	0
Hodsdon, Scott	6	8	5.58	24	18	0	0	0	0	108.0	135	86	67	11	13	34	1	81	0	14	1.35	7	1.56	.305	443	501	6	2	0
* Hornbeck, Ben	4	3	3.96	15	10	0	0	1	1	61.1	57	33	27	4	4	26	1	86	1	7	1.07	3	1.35	.245	233	268	2	2	2
Hunton, Jon	2	0	1.80	13	0	0	0	6	7	20.0	14	4	2	1	0	6	1	27	0	4	0.74	1	1.00	.189	74	80	0	10	0
1 Italiano, Craig	5	6	5.63	16	16	0	0	0	0	76.2	83	55	48	6	14	40	1	75	0	10	1.67	8	1.60	.280	296	357	5	0	0
Kerfoot, Chad	2	1	6.52	13	0	0	0	0	1	19.1	30	17	14	3	3	7	1	12	0	1	0.87	2	1.91	.357	84	96	2	3	1
Leblanc Poirier, Mathieu	0	3	5.44	10	9	0	0	0	0	46.1	42	31	28	7	9	24	1	28	1	8	0.84	3	1.42	.247	170	208	1	0	0
Madsen, Michael	0	0	0.00	1	1	0	0	0	0	3.0	0	0	0	0	0	2	0	3	0	0	1.50	0	0.67	.000	8	10	0	0	0
Mitchinson, Scott	0	4	5.60	9	8	0	0	0	0	35.1	42	26	22	4	7	13	2	36	0	0	0.97	1	1.56	.288	146	167	0	0	0
Murray, Justin	1	4	6.04	7	3	0	0	0	1	25.1	31	28	17	3	4	11	1	19	0	0	1.12	1	1.66	.301	103	123	4	1	0
Pena, Jorge	0	1	6.00	1	1	0	0	0	0	3.0	4	3	2	0	2	4	0	3	0	0	1.00	0	2.67	.308	13	19	0	0	0
Ray, Jason	2	1	2.25	16	0	0	0	1	1	20.0	11	6	5	0	2	8	0	23	0	2	0.42	0	0.95						

Burlington Bees (50-68) 8, Kane County Cougars (64-55) 1
August 15, 2009

	1	2	3	4	5	6	7	8	9	R	H	E
Kane County	0	0	0	0	0	1	0	0	0	1	7	0
Burlington	0	0	2	4	0	2	0	0	x	8	17	1

Kane County	AB	R	H	RBI	BB	SO	LOB	AVG	Burlington	AB	R	H	RBI	BB	SO	LOB	AVG
Leyja, 2B	4	0	2	0	0	1	4	.237	Norris, P, CF	5	1	3	2	0	1	2	.247
Ladendorf, SS	4	1	1	0	0	1	1	.217	Ortiz, A, LF	5	2	1	0	0	1	5	.204
Parker, S, 1B	3	0	0	0	1	0	3	.213	Wood, D, 1B	5	1	4	3	0	1	1	.267
Spina, 3B	3	0	0	1	0	1	2	.256	Francis, N, RF	4	0	3	1	1	0	1	.274
Barfield, RF	4	0	0	0	0	0	1	.263	Taylor, J, 3B	5	0	0	0	0	1	9	.224
Paramore, C	3	0	3	0	1	0	0	.249	Griffin, DH	5	0	1	0	0	1	3	.296
Hernandez, Fr, LF	4	0	0	0	0	1	4	.213	Bonilla, J, C	3	1	1	1	2	0	1	.221
Napoleon, DH	3	0	0	0	1	1	3	.224	Wood, R, SS	5	2	4	1	0	0	1	.205
Berroa, CF	3	0	1	0	1	2	3	.188	Molina, Y, 2B	2	1	0	0	2	0	4	.224
Smith, M, P	0	0	0	0	0	0	0	.000	Baez, M, P	0	0	0	0	0	0	0	.000
Fitts, P	0	0	0	0	0	0	0	.000	Thompson, J, P	0	0	0	0	0	0	0	.000
Barham, P	0	0	0	0	0	0	0	.000	Totals	39	8	17	8	5	5	27	.245
Totals	31	1	7	1	4	7	21	.242									

BATTING

TB: Leyja 2; Ladendorf; Paramore 3; Berroa.

RBI: Spina (23).

Runners left in scoring position, 2 out: Spina; Leyja 2.

SF: Spina.

GDP: Parker, S.

Team RISP: 0-for-6.

Team LOB: 8.

BASERUNNING

PO: Berroa (1st base by Baez, M).

FIELDING

PB: Paramore 2 (8).

Outfield assists: Barfield (Norris, P at 2nd base).

DP: (Parker, S).

BATTING

2B: Wood, D (18, Smith, M), Wood, R (2, Smith, M).

TB: Norris, P 3; Ortiz, A; Wood, D 5; Francis, N 3; Griffin; Bonilla, J; Wood, R 5.

RBI: Wood, D 3 (55), Norris, P 2 (19), Francis, N (61), Bonilla, J (29), Wood, R (3).

2-out RBI: Wood, D 3; Francis, N; Bonilla, J; Wood, R.

Runners left in scoring position, 2 out: Taylor, J 4; Norris, P; Molina, Y 2.

S: Molina, Y.

Team RISP: 8-for-18.

Team LOB: 13.

FIELDING

E: Taylor, J (11, throw).

Outfield assists: Norris, P (Leyja at 1st base).

DP: 2 (Wood, R-Molina, Y-Wood, D, Norris, P-Wood, D).

Pickoffs: Baez, M (Berroa at 1st base).

Kane County	IP	H	R	ER	BB	SO	HR	ERA	Burlington	IP	H	R	ER	BB	SO	HR	ERA
Smith, M (L, 0-2)	5.0	11	6	6	3	3	0	4.38	Baez, M (W, 6-5)	6.0	6	1	0	1	3	0	3.62
Fitts	1.0	3	2	2	2	1	0	5.70	Thompson, J (S, 6)	3.0	1	0	0	3	4	0	2.88
Barham	2.0	3	0	0	0	1	0	1.44	Totals	9.0	7	1	0	4	7	0	4.20
Totals	8.0	17	8	8	5	5	0	3.64									

WP: Baez, M.

Groundouts-flyouts: Smith, M 8-3, Fitts 1-1, Barham 5-0, Baez, M 6-7, Thompson, J 1-4.

Batters faced: Smith, M 28, Fitts 8, Barham 9, Baez, M 23, Thompson, J 13.

Umpires: HP: Jonathan Bailey. 1B: Matt Neuhold. 2B: . 3B: .

Weather: 84 degrees, overcast.

Wind: 12 mph, Out to LF.

T: 2:35.

Att: 2,005.

GI ---GAMES BY POSITION---

BATTERS		AVG	G	AB	R	H	2B	3B	HR	RBI	BB	IBB	SO	SB	CS	OBP	SLG	OPS	SF	SAC	HBP	DP	1B	2B	3B	SS	OF	C	E
	Arrieche, Carlos	.180	66	217	13	39	3	0	0	13	13	0	44	0	4	.233	.194	.427	3	3	3	11	0	23	17	7	22	0	11
	Barfield, Jeremy	.263	96	331	37	87	18	2	8	44	39	1	83	1	5	.345	.402	.747	3	0	4	8	0	0	0	0	86	0	8
	Berroa, Chris	.188	50	149	18	28	4	1	1	9	16	0	44	3	4	.271	.248	.519	0	0	1	1	0	0	0	0	43	0	2
*	Christian, Jason	.261	86	330	51	86	12	4	7	46	41	0	69	28	3	.341	.385	.726	3	3	1	4	0	15	64	0	0	0	13
	Coleman, Dusty	.254	93	346	56	88	22	4	8	42	40	1	115	18	8	.345	.410	.756	0	0	8	9	0	0	0	91	0	0	24
	Desme, Grant	.274	69	259	49	71	19	2	11	38	21	0	81	24	0	.334	.490	.825	3	1	4	3	0	0	0	0	56	0	5
	Gil, Leonardo	.278	35	144	19	40	6	1	1	12	9	0	26	6	4	.320	.354	.674	0	1	0	0	0	14	10	9	0	0	5
	Hernandez, Franklin	.213	101	380	44	81	21	5	6	44	18	0	100	1	1	.255	.342	.597	2	0	4	11	1	0	0	0	94	0	3
	Kleen, Steve	.282	70	259	42	73	14	1	8	46	28	0	45	3	3	.358	.436	.794	4	0	5	5	66	0	0	0	0	0	6
	Ladendorf, Tyler	.200	16	55	5	11	3	1	1	6	4	0	13	1	0	.279	.345	.624	0	2	2	0	0	0	0	15	0	0	5
T	Ladendorf, Tyler	.217	31	115	12	25	5	1	1	10	8	0	26	3	1	.286	.304	.590	0	2	3	1	0	0	3	25	0	0	7
*	LeVier, Mitch	.246	35	122	18	30	7	0	2	18	7	0	25	3	0	.296	.352	.649	3	1	3	2	0	0	0	0	30	0	2
	Leyja, Nino	.237	21	76	11	18	3	2	2	4	6	0	19	2	2	.293	.408	.701	0	1	0	2	0	18	0	0	0	0	3
*	Napoleon, Dusty	.224	67	192	23	43	10	0	0	15	46	0	46	0	3	.383	.276	.659	1	4	4	5	17	0	2	0	1	25	3
	Nunez, Juan	.240	39	121	15	29	6	0	1	10	7	0	29	0	0	.285	.314	.599	1	4	1	0	0	0	0	0	0	38	8
#	Paramore, Petey	.249	86	277	30	69	7	0	4	31	47	3	49	1	2	.359	.318	.676	3	0	2	10	0	0	0	0	0	62	3
*	Parker, Stephen	.213	49	183	20	39	5	2	4	24	16	0	44	1	3	.276	.328	.604	0	0	0	6	37	0	11	0	0	0	2
#	Ray, Matt	.222	54	203	24	45	7	1	2	20	25	0	49	7	6	.310	.296	.606	0	4	1	6	0	53	0	0	0	0	7
	Spina, Michael	.256	34	121	16	31	7	0	6	23	12	0	29	1	0	.326	.463	.789	5	0	3	1	2	0	24	0	0	0	3
#	Thomas, David	.273	36	139	26	38	5	1	4	13	13	0	21	7	4	.342	.410	.752	1	1	2	1	0	0	0	0	36	0	1
	Team Total	.242	119	3905	517	946	179	27	76	458	408	5	932	107	52	.319	.360	.679	32	25	48	85							137

PITCHERS		W	L	ERA	G	GS	CG	SHO	SV	SVO	IP	H	R	ER	HR	HB	BB	IBB	SO	BK	WP	GO/AO	DP	WHIP	AVG	AB	TBF	SF	GF	HLD
*	Barham, Trey	3	0	1.44	21	0	0	0	1	2	31.1	20	5	5	1	1	7	0	30	0	0	2.26	3	0.86	.183	109	119	1	8	4
*	Capra, Anthony	4	7	3.24	18	18	0	0	0	0	100.0	70	39	36	9	3	40	0	103	0	14	0.86	6	1.10	.197	356	404	4	0	0
	Deal, Scott	1	3	3.41	34	0	0	0	3	5	60.2	52	28	23	2	8	18	0	48	0	4	0.98	1	1.15	.230	226	261	5	18	1
	Espinal, Leonardo	1	0	0.93	9	0	0	0	1	2	9.2	5	2	1	0	1	2	0	13	0	0	7.00	1	0.72	.147	34	37	0	5	3
*	Figueroa, Pedro	10	2	3.23	16	16	0	0	0	0	86.1	89	37	31	6	4	31	0	78	2	6	1.45	8	1.39	.267	333	370	0	0	0
	Fitts, Matthew	3	7	5.70	30	9	0	0	2	3	85.1	94	70	54	5	14	40	1	57	1	6	2.10	13	1.57	.292	322	388	5	7	3
	Guzman, Jose	2	1	7.71	18	0	0	0	4	6	18.2	26	17	16	1	0	5	0	18	0	0	0.61	0	1.66	.317	82	87	0	9	3
	Hart, Mike	0	2	2.96	17	0	0	0	0	2	24.1	22	12	8	1	1	13	0	23	0	1	0.74	0	1.44	.239	92	109	2	5	1
	Haviland, Shawn	6	9	4.36	24	24	0	0	0	0	132.0	139	71	64	6	12	44	0	107	1	11	0.87	5	1.39	.271	512	578	5	0	0
*	Hornbeck, Ben	4	0	1.24	7	4	0	0	0	0	36.1	19	6	5	2	1	10	0	47	0	4	1.32	4	0.80	.158	120	133	0	1	0
	Hunter, Brett	0	1	6.85	21	8	0	0	0	1	47.1	38	42	36	2	3	59	0	55	2	10	0.77	0	2.05	.225	169	237	4	3	2
*	Huttenlocker, Anthony	1	1	3.38	5	0	0	0	0	0	8.0	5	3	3	0	0	1	0	11	0	0	0.63	0	0.75	.172	29	30	0	1	1
	Leblanc Poirier, Mathieu	3	6	4.20	10	9	0	0	0	0	49.1	53	29	23	3	8	20	0	32	1	8	1.55	4	1.48	.270	196	225	0	0	0
	Lee, Chad	1	1	6.30	2	2	0	0	0	0	10.0	10	8	7	1	2	4	0	4	0	5	2.25	2	1.40	.244	41	47	0	0	0
*	LeVier, Mitch	0	1	13.50	1	0	0	0	0	0	0.2	1	1	1	0	0	3	1	1	0	0	0.00	0	6.00	.333	3	6	0	0	0
	Murray, Justin	3	1	2.80	30	0	0	0	11	13	35.1	37	11	11	3	2	8	1	40	0	1	0.78	4	1.27	.268	138	150	1	22	5
	Napoleon, Dusty	0	0	0.00	1	0	0	0	0	0	1.0	1	0	0	0	0	0	0	0	0	0	0.00	0	1.00	.250	4	4	0	1	0
*	Ramirez, Anivioris	2	2	3.56	5	5	0	0	0	0	30.1	35	14	12	2	0	4	0	23	1	0	1.91	4	1.29	.287	122	127	1	0	0
	Ray, Jason	2	0	2.30	11	1	0	0	0	1	15.2	14	4	4	0	0	5	0	11	0	2	1.33	2	1.21	.241	58	64	0	1	1
	Richmond, Jamie	4	3	2.70	26	0	0	0	4	6	50.0	48	17	15	3	1	5	1	40	0	4	1.38	2	1.06	.245	196	204	0	12	4
	Selenis, Josue	5	1	3.83	26	0	0	0	1	1	44.2	40	22	19	2	1	19	0	38	2	7	0.72	2	1.32	.245	163	189	3	6	3
	Smalley, Kenny	9	5	2.34	25	17	0	0	0	1	111.1	83	34	29	4	6	47	1	102	0	8	1.20	6	1.17	.208	400	461	4	3	1
	Smith, Murphy	0	2	4.38	6	6	0	0	0	0	24.2	29	12	12	1	0	12	0	20	0	1	1.58	3	1.66	.309	94	107	0	0	0
	Storey, Mickey	0	0	0.52	13	0	0	0	9	10	17.1	5	1	1	0	2	1	0	23	0	0	1.90	1	0.35	.088	57	60	0	10	0
	Thomas, Daniel	0	0	4.91	11	0	0	0	2	2	14.2	14	8	8	0	1	10	3	18	0	0	3.80	0	1.64	.259	54	67	0	5	2
	Team Total	64	55	3.64	119	119	0	6	38	55	1045.0	949	493	423	54	71	408	8	942	10	92	1.19	71	1.30	.243	3910	4464	35	117	34

KEY: * - lefthanded hitter/pitcher, # - switch hitter

Vancouver Canadians (26-29) 6, Tri-City Dust Devils (32-23) 5
August 15, 2009

	1	2	3	4	5	6	7	8	9	R	H	E
Tri-City	0	0	0	2	3	0	0	0	0	5	9	1
Vancouver	0	0	4	0	0	0	0	0	2	6	6	1

Two out when winning run scored.

Tri-City	AB	R	H	RBI	BB	SO	LOB	AVG	Vancouver	AB	R	H	RBI	BB	SO	LOB	AVG
Wheeler, T, CF	4	1	0	0	1	2	3	.261	Crumbliss, CF	2	2	0	0	3	1	0	.299
Sammy, 2B	4	1	1	0	0	1	0	.309	Gilmartin, SS	4	1	0	0	0	1	2	.252
Paulsen, DH	4	1	2	1	0	0	0	.272	Richard, M, RF	2	1	1	3	3	0	0	.291
Bowman, 1B	4	0	1	1	0	0	1	.299	Walton, DH	4	0	1	2	1	0	3	.318
Clark, K, LF	4	1	2	1	0	0	2	.302	Aliotti, A, 1B	4	0	1	1	1	2	3	.261
Reyes, RF	4	1	1	2	0	2	0	.163	Ortiz, R, C	4	0	1	0	0	2	2	.217
Tarleton, C	4	0	1	0	0	0	1	.205	Dixon, Ra, LF	4	0	0	0	0	0	1	.214
Feinberg, 3B	4	0	1	0	0	0	1	.206	Jernigan, 2B	4	0	1	0	0	1	1	.268
Wong, SS	3	0	0	0	1	2	1	.207	Sosa, W, 3B	3	2	1	0	1	0	1	.211
Scahill, P	0	0	0	0	0	0	0	.000	Joseph, P	0	0	0	0	0	0	0	.000
Bargas, P, P	0	0	0	0	0	0	0	.000	Schultz, P	0	0	0	0	0	0	0	.000
Ballard, P	0	0	0	0	0	0	0	.000	Hoehn, P	0	0	0	0	0	0	0	.000
Federico, P	0	0	0	0	0	0	0	.000	Peterson, M, P	0	0	0	0	0	0	0	.000
Totals	35	5	9	5	2	7	9	.254	Totals	31	6	6	6	9	7	13	.266

BATTING

2B: Paulsen (5, Joseph).
HR: Reyes (1, 4th inning off Joseph, 1 on, 0 out).
TB: Sammy; Paulsen 3; Bowman; Clark, K 2; Reyes 4; Tarleton; Feinberg.
RBI: Reyes 2 (10), Paulsen (16), Bowman (33), Clark, K (21).
Runners left in scoring position, 2 out: Clark, K; Wheeler, T 2.
Team RISP: 2-for-7.
Team LOB: 5.

BASERUNNING

CS: Clark, K (3, 2nd base by Schultz/Ortiz, R).
PO: Reyes (2nd base by Joseph).

FIELDING

E: Feinberg (1, throw).

BATTING

2B: Richard, M (2, Scahill), Walton (19, Scahill), Ortiz, R (9, Bargas, P).
TB: Richard, M 2; Walton 2; Aliotti, A; Ortiz, R 2; Jernigan; Sosa, W.
RBI: Richard, M 3 (12), Walton 2 (31), Aliotti, A (22).
2-out RBI: Richard, M 3; Walton; Aliotti, A.
Runners left in scoring position, 2 out: Ortiz, R; Jernigan; Aliotti, A 2.
S: Gilmartin.
Team RISP: 3-for-11.
Team LOB: 9.

BASERUNNING

CS: Sosa, W (1, home by Ballard/Tarleton).

FIELDING

E: Joseph (2, fielding).
Pickoffs: Joseph (Reyes at 2nd base).

Tri-City	IP	H	R	ER	BB	SO	HR	ERA	Vancouver	IP	H	R	ER	BB	SO	HR	ERA
Scahill	4.0	3	4	0	2	4	0	3.20	Joseph	4.0	7	5	5	2	3	1	4.03
Bargas, P	2.0	1	0	0	1	2	0	1.50	Schultz	2.0	2	0	0	0	3	0	3.66
Ballard (H, 5)	0.2	0	0	0	4	0	0	2.53	Hoehn	2.0	0	0	0	0	1	0	1.64
Federico (BS, 1)(L, 3-1)	2.0	2	2	2	2	1	0	3.38	Peterson, M (W, 1-1)	1.0	0	0	0	0	0	0	5.68
Totals	8.2	6	6	2	9	7	0	3.57	Totals	9.0	9	5	5	2	7	1	4.13

Joseph pitched to 3 batters in the 5th.

WP: Scahill 2.

IBB: Richard, M (by Federico).

Groundouts-flyouts: Scahill 5-3, Bargas, P 2-2, Ballard 1-0, Federico 4-1, Joseph 4-4, Schultz 2-0, Hoehn 2-3, Peterson, M 0-3.

Batters faced: Scahill 18, Bargas, P 8, Ballard 5, Federico 10, Joseph 21, Schultz 7, Hoehn 6, Peterson, M 3.

Inherited runners-scored: Federico 3-0, Schultz 2-2.

Umpires: HP: John Bostwick. 1B: Richard Wilson. 2B: . 3B: .

Weather: 75 degrees, clear.

Wind: 5 mph, Out to CF.

T: 3:03.

Att: 5,027.

GI ---GAMES BY POSITION---

BATTERS	AVG	G	AB	R	H	2B	3B	HR	RBI	BB	IBB	SO	SB	CS	OBP	SLG	OPS	SF	SAC	HBP	DP	1B	2B	3B	SS	OF	C	E	
* Aliotti, Anthony	.261	44	161	15	42	4	0	0	22	26	0	43	3	1	.370	.286	.656	2	1	3	7	44	0	0	0	0	0	4	
* Crisotomo, Jose	.313	40	134	18	42	4	0	0	15	11	0	17	4	4	.367	.343	.711	1	1	1	2	0	0	0	0	38	0	4	
* Crumbliss, Conner	.299	52	187	38	56	8	4	2	24	45	0	24	11	2	.430	.417	.847	4	2	1	1	0	26	0	0	27	0	7	
Dixon, Rashun	.214	45	154	21	33	7	0	2	11	18	0	56	4	4	.301	.299	.600	2	0	2	1	0	0	0	0	42	0	1	
Gil, Leonardo	.250	9	32	8	8	1	2	0	8	4	0	8	0	0	.342	.406	.748	1	0	1	1	0	0	4	6	0	0	4	
# Gilmartin, Michael	.252	40	143	22	36	6	0	1	13	20	0	26	5	0	.357	.315	.672	1	5	4	5	0	0	0	40	0	0	7	
House, Tyreace	.266	35	109	17	29	0	0	0	8	12	0	23	9	6	.355	.266	.621	0	3	3	2	0	0	0	0	34	0	0	
Jernigan, Ryne	.268	41	142	20	38	8	1	0	21	13	1	21	4	1	.340	.338	.678	3	3	4	4	0	5	35	0	1	0	15	
Leyja, Nino	.269	16	67	5	18	3	0	1	7	3	0	19	3	0	.300	.358	.658	0	3	0	1	0	16	0	0	0	0	4	
Luis, Marcos	.246	19	61	3	15	3	0	0	5	4	0	11	0	0	.292	.295	.587	0	1	0	1	0	12	7	0	0	0	3	
Ortiz, Gabriel	.250	22	84	10	21	3	1	0	11	2	0	23	2	0	.264	.310	.574	1	1	0	2	0	0	0	0	0	22	3	
Ortiz, Ryan	.217	33	106	17	23	9	1	3	15	23	0	25	1	0	.371	.406	.777	0	0	3	2	0	0	0	0	0	32	5	
Richard, Myrio	.291	33	117	14	34	2	1	0	12	16	2	27	3	1	.380	.325	.704	2	2	2	2	0	0	0	0	32	0	0	
Rutherford, Rodney	.216	18	51	3	11	5	0	0	4	4	0	13	0	0	.281	.314	.594	1	1	1	1	7	0	0	0	0	2	1	
Sosa, Wilfredo	.211	31	109	19	23	9	0	2	16	11	0	38	2	1	.290	.349	.639	2	3	2	1	7	0	13	11	0	0	12	
Walton, Kent	.318	52	211	25	67	19	1	2	31	14	1	28	2	2	.361	.445	.806	3	1	2	7								
Team Total	.266	55	1868	255	496	91	11	13	223	226	4	402	53	22	.350	.347	.697	23	27	29	40								82

PITCHERS	W	L	ERA	G	GS	CG	SHO	SV	SVO	IP	H	R	ER	HR	HB	BB	IBB	SO	BK	WP	GO/AO	DP	WHIP	AVG	AB	TBF	SF	GF	HLD
Adames, Joselito	3	4	5.94	11	11	0	0	0	0	47.0	62	34	31	1	8	17	0	29	0	6	1.23	4	1.68	.323	192	223	3	0	0
Arrijoja, Jorge	2	1	4.95	16	0	0	0	0	0	20.0	24	12	11	1	3	14	1	10	0	1	1.09	3	1.90	.308	78	97	2	3	1
Christensen, Kyle	3	0	4.50	6	0	0	0	0	0	12.0	14	6	6	3	0	3	0	11	0	1	1.20	0	1.42	.286	49	53	1	0	0
Garcia, Hector	0	0	10.13	6	4	0	0	0	0	16.0	24	20	18	0	2	13	0	9	1	7	1.33	0	2.31	.358	67	83	1	0	0
Gilliam, Robert	2	0	5.19	6	0	0	0	2	8.2	9	5	5	1	0	5	0	11	0	1	1.17	0	1.62	.290	31	38	0	2	2	
Guzman, Jose	0	1	2.61	9	0	0	0	6	6	10.1	7	3	3	1	0	2	1	11	0	0	1.11	2	0.87	.200	35	38	0	9	0
Hoehn, Connor	0	1	1.64	8	0	0	0	3	3	11.0	6	2	2	0	0	5	0	12	0	1	0.50	0	1.00	.154	39	45	0	4	1
Joseph, Jonathan	0	0	4.03	12	5	0	0	0	0	38.0	44	22	17	2	3	16	0	18	0	3	1.14	5	1.58	.295	149	170	0	2	0
Lee, Chad	2	0	0.00	3	3	0	0	0	0	15.0	1	0	0	0	1	6	0	17	0	1	1.70	2	0.47	.023	44	51	0	0	0
Long, Nathan	1	2	4.00	17	0	0	0	0	0	27.0	27	16	12	3	1	8	2	20	2	4	1.00	1	1.30	.257	105	117	2	6	1
Morla, Ronny	1	3	3.83	13	8	0	0	0	0	47.0	45	23	20	2	1	15	0	53	1	3	0.93	3	1.28	.254	177	197	2	1	0
Penalba, Ricardo	2	5	5.03	16	4	0	0	1	2	34.0	41	23	19	0	7	18	2	37	3	2	1.03	1	1.74	.295	139	167	1	5	2
* Peterson, Maxwell	1	1	5.68	9	1	0	0	0	1	12.2	20	16	8	1	3	11	0	11	0	2	1.00	0	2.45	.357	56	74	2	1	1
* Ramos, Julio	4	5	2.79	11	11	0	0	0	0	58.0	59	29	18	4	1	16	0	52	0	4	1.52	11	1.29	.266	222	243	1	0	0
Schultz, Bo	2	3	3.66	20	0	0	0	1	32.0	25	19	13	0	4	18	2	32	0	4	4.64	3	1.34	.210	119	142	1	6	5	
Smith, Murphy	0	0	0.00	1	1	0	0	0	0	4.0	2	1	0	0	0	1	0	5	1	0	2.50	1	0.75	.143	14	15	0	0	0
Smyth, Paul	1	0	0.00	18	0	0	0	7	7	27.0	11	0	0	0	1	4	1	33	0	0	1.61	2	0.56	.122	90	96	0	9	2
Straily, Daniel	2	2	4.46	12	7	0	0	0	0	36.1	44	18	18	4	2	12	0	39	0	1	1.24	5	1.54	.303	145	160	0	1	0
Street, Juston	0	0	4.87	14	0	0	0	0	0	20.1	24	15	11	2	1	11	0	19	0	3	0.86	0	1.72	.293	82	96	2	3	1
Vidal, Pedro	0	1	10.24	6	0	0	0	0	0	9.2	13	11	11	2	0	4	1	8	0	0	0.33	0	1.76	.325	40	45	1	3	0
Team Total	26	29	4.11	55	55	0	3	17	22	486.0	502	275	222	27	38	199	10	437	8	44	1.23	43	1.44	.268	1873	2150	19	55	16

KEY: * - lefthanded hitter/pitcher, # - switch hitter

GI ---GAMES BY POSITION---

BATTERS	AVG	G	AB	R	H	2B	3B	HR	RBI	BB	IBB	SO	SB	CS	OBP	SLG	OPS	SF	SAC	HBP	DP	1B	2B	3B	SS	OF	C	E
Affinito, Christopher	.331	37	136	15	45	10	1	4	26	11	0	45	0	1	.380	.507	.887	2	0	1	7	10	0	0	0	10	2	
* Barton, Daric	.000	2	5	0	0	0	0	0	0	1	0	2	0	0	.167	.000	.167	0	0	0	0	1	0	0	0	0	0	
Brazoban, Yeudy	.233	28	103	11	24	5	1	0	5	2	0	27	3	1	.248	.301	.549	0	1	0	0	0	0	0	27	0	3	
Castillo, Gernaldo	.250	43	144	17	36	4	0	0	13	33	0	28	3	2	.398	.278	.676	1	2	3	4	0	0	0	43	0	15	
Chen, Yung Chi	.346	8	26	3	9	5	0	1	8	4	0	6	0	0	.419	.654	1.073	1	0	0	2	0	0	5	1	0	0	
Clime, Neudy	.190	29	84	10	16	0	1	0	4	7	0	24	3	1	.269	.214	.483	0	2	2	1	0	7	19	1	0	12	
* Consigli, Royce	.160	15	50	8	8	1	1	0	6	12	0	10	0	0	.323	.220	.543	0	0	0	1	0	0	0	14	0	5	
Crosby, Blake	.217	20	69	6	15	0	0	0	6	5	0	16	0	1	.295	.217	.512	1	2	3	3	7	0	12	0	0	2	
De Leon, Abraham	.158	19	38	3	6	0	0	1	3	2	0	16	0	0	.214	.237	.451	1	0	1	1	0	0	0	0	12	2	
# Eusebio, Joel	.194	27	72	13	14	6	0	1	6	20	0	22	2	0	.383	.319	.702	0	0	2	0	0	18	6	0	0	9	
Garcia, Elvis	.169	21	59	4	10	1	0	0	2	2	0	16	0	0	.197	.186	.383	0	1	0	0	0	0	0	21	0	1	
Landaeta, Douglas	.252	34	123	18	31	4	5	0	16	13	0	22	3	1	.326	.366	.692	1	0	1	2	0	0	0	32	0	4	
* Leyland, Joshua	.150	7	20	3	3	0	0	0	1	4	0	11	0	1	.370	.150	.520	0	0	3	0	0	0	0	0	1	0	
Lopez, Diomedes	.212	16	52	6	11	2	1	0	4	5	0	24	0	0	.293	.288	.582	0	0	1	0	3	0	0	0	11	1	
Made, Alcibiades	.235	32	98	11	23	1	3	1	10	12	0	31	2	1	.342	.337	.679	0	2	4	4	27	0	5	0	0	5	
* Parker, Stephen	.214	3	14	2	3	2	0	0	2	1	0	6	0	0	.267	.357	.624	0	0	0	0	1	0	3	0	0	0	
Richard, Myrio	.308	4	13	1	4	2	0	0	0	1	0	3	2	0	.357	.462	.819	0	0	0	0	0	0	0	3	0	0	
Rosario, Robin	.176	21	68	13	12	2	2	2	7	7	0	25	1	0	.250	.353	.603	1	0	0	1	0	0	0	19	0	6	
Shaw, Anthione	.205	35	117	12	24	5	2	0	6	9	0	35	3	1	.273	.282	.555	0	2	2	2	0	0	0	29	0	2	
Soto, Ramon	.246	21	69	8	17	4	3	0	5	7	0	15	1	0	.312	.391	.703	1	0	0	2	0	0	0	0	21	4	
Spina, Michael	.500	2	6	1	3	1	0	0	0	0	0	0	0	0	.500	.667	1.167	0	0	0	0	1	0	1	0	0	2	
Wells, Jeremy	.269	34	108	20	29	0	1	0	10	13	0	16	10	2	.370	.287	.657	1	1	5	1	0	29	1	0	0	6	
# Wimberly, Corey	.000	4	11	1	0	0	0	0	1	1	0	1	1	0	.083	.000	.083	0	0	0	0	0	2	0	1	0	1	
Team Total	.231	44	1485	186	343	55	21	10	141	172	0	401	34	12	.320	.316	.637	10	13	28	31						90	

PITCHERS	W	L	ERA	G	GS	CG	SHO	SV	SVO	IP	H	R	ER	HR	HB	BB	IBB	SO	BK	WP	GO/AO	DP	WHIP	AVG	AB	TBF	SF	GF	HLD
Acevedo, Rony	1	1	6.59	15	1	0	0	0	1	28.2	37	23	21	2	4	11	0	20	0	4	1.56	2	1.67	.327	113	135	3	4	1
De Los Santos, Fautino	0	0	3.00	4	4	0	0	0	0	6.0	5	2	2	0	1	1	0	7	0	1	0.50	0	1.00	.238	21	23	0	0	0
Diaz, Victor	0	0	11.12	11	0	0	0	0	0	11.1	13	20	14	0	2	19	0	6	0	13	1.45	1	2.82	.295	44	70	5	3	0
Duchscherer, Justin	0	0	0.00	1	1	0	0	0	0	5.0	4	0	0	0	0	0	0	3	0	0	3.00	2	0.80	.235	17	17	0	0	0
* Duran, Omar	1	1	5.40	12	1	0	0	0	1	15.0	14	17	9	0	3	11	0	21	3	5	2.29	1	1.67	.237	59	77	2	4	0
Ferreras, Ronald	2	0	7.09	15	0	0	0	0	1	26.2	28	23	21	4	2	20	0	16	0	3	0.97	2	1.80	.272	103	128	3	2	0
Garcia, Hector	0	1	8.68	4	3	0	0	0	0	9.1	7	14	9	0	1	14	0	11	2	4	4.00	1	2.25	.200	35	50	0	0	0
Gilliam, Robert	0	1	0.00	2	0	0	0	0	0	3.0	4	3	0	0	1	0	0	2	0	0	0.75	0	1.33	.286	14	15	0	0	1
Hoehn, Connor	0	1	4.50	2	1	0	0	0	0	2.0	1	1	1	0	0	2	0	3	0	0	1.00	0	1.50	.143	7	9	0	0	0
Hunter, Brett	0	0	0.00	1	1	0	0	0	0	1.0	0	0	0	0	0	0	0	1	0	0	1.00	0	0.00	.000	3	3	0	0	0
* Huttenlocker, Anthony	1	1	2.70	10	0	0	0	3	5	13.1	14	6	4	0	1	1	0	17	0	1	1.20	1	1.13	.264	53	57	1	10	0
Jimenez, Deivi	1	4	6.86	11	6	0	0	0	0	39.1	53	39	30	6	7	12	0	33	0	2	0.93	2	1.65	.310	171	194	2	1	0
* Marks, Justin	0	1	***	1	1	0	0	0	0	0.0	3	6	6	1	0	4	0	0	0	0		0		1.000	3	7	0	0	0
Mederos, Christopher	1	1	3.75	7	2	0	0	0	0	12.0	10	5	5	1	0	2	0	13	0	0	0.90	0	1.00	.238	42	45	1	0	0
Mitchell, Michael	0	0	0.00	1	0	0	0	0	0	1.0	0	0	0	0	0	0	0	0	0	0	2.00	0	0.00	.000	3	3	0	0	0
Mota, David	1	0	6.14	6	0	0	0	0	0	7.1	4	5	5	0	1	7	0	11	0	6	1.50	0	1.50	.160	25	33	0	0	1
Oliveros, Jose	2	1	3.75	7	0	0	0	0	0	12.0	15	6	5	0	1	6	0	10	0	5	0.73	1	1.75	.288	52	59	0	0	1
Paez, Argenis	0	5	4.06	11	9	0	0	0	0	37.2	35	22	17	1	4	19	0	35	0	3	4.54	3	1.43	.246	142	166	0	0	1
Pena, Jorge	1	1	2.87	4	3	0	0	0	0	15.2	12	5	5	1	0	4	0	17	0	1	1.07	1	1.02	.211	57	62	1	0	0
* Peterson, Maxwell	0	0	0.00	3	0	0	0	1	1	4.0	3	0	0	0	0	0	0	6	0	0	2.00	1	0.75	.200	15	15	0	1	0
* Qigley, Ryan	3	2	3.60	13	0	0	0	0	3	20.0	18	13	8	0	2	12	0	23	0	11	2.00	1	1.50	.240	75	90	1	0	0
* Ramirez, Anvioris	1	1	4.56	6	3	0	0	0	0	23.2	27	14	12	1	1	7	0	22	2	3	2.07	2	1.44	.284	95	104	1	0	0
Reyes, Luis	0	4	6.69	13	5	0	0	1	1	35.0	43	31	26	1	3	18	0	23	0	2	0.92	3	1.74	.316	136	161	4	1	1
Sanchez, Jose	0	0	4.50	11	0	0	0	0	0	20.0	22	10	10	1	5	13	0	16	1	4	2.50	2	1.75	.282	78	96	0	2	1
Smith, Murphy	0	1	6.00	3	2	0	0	0	0	6.0	6	4	4	1	1	0	0	4	0	0	2.25	0	1.00	.261	23	24	0	0	1
Tenholder, Daniel	0	1	6.75	15	0	0	0	0	1	20.0	28	16	15	1	4	7	0	18	0	0	1.18	0	1.75	.329	85	97	0	8	1
Thomas, Daniel	0	0	4.50	2	1	0	0	0	0	2.0	1	1	1	0	0	1	0	2	0	0	4.00	0	1.						

Oakland Athletics
 Organization Leaders
 (As of 08/16/2009 01:53 AM EDT)

BATTING TOP 10 (minimum 2.7 PA/team game)

BATTER	CLUB	AVG	G	AB	R	H	HR	RBI
Everidge, Tommy	SAC	.338	98	402	72	136	17	85
Affinito, Christopher	ATH	.331	37	136	15	45	4	26
Carter, Chris	MID	.328	116	457	102	150	22	92
Patterson, Eric	SAC	.324	99	414	85	134	12	50
Carter, Yusuf	STK	.320	83	325	58	104	14	51
Walton, Kent	VAN	.318	52	211	25	67	2	31
Kleen, Steve	STK	.317	119	441	79	140	13	72
Spencer, Matthew	MID	.305	102	407	72	124	17	84
Crumbly, Conner	VAN	.299	52	187	38	56	2	24
Cardenas, Adrian	SAC	.293	108	426	68	125	3	68

PITCHING TOP 10 (minimum 0.8 IP/team game)

PITCHER	CLUB	W-L	ERA	IP	H	BB	SO
Smalley, Kenny	KC	9-5	2.34	111.1	83	47	102
Ramos, Julio	VAN	4-5	2.79	58.0	59	16	52
Capra, Anthony	STK	6-7	3.00	129.0	90	55	143
Hornbeck, Ben	STK	8-4	3.39	101.0	81	40	134
Figueroa, Pedro	STK	12-6	3.60	127.1	132	48	119
Godfrey, Graham	MID	10-6	3.72	135.1	135	45	97
Morla, Ronny	VAN	1-3	3.83	47.0	45	15	53
Hernandez, Carlos	STK	15-6	4.05	135.2	148	48	100
Paez, Argenis	ATH	0-5	4.06	37.2	35	19	35
Haviland, Shawn	KC	6-9	4.36	132.0	139	44	107

HOME RUNS

Desme, Grant	STK	27
Carter, Chris	MID	22
Everidge, Tommy	SAC	17
Spencer, Matthew	MID	17
Carson, Matt	SAC	16

WINS

Hernandez, Carlos	STK	15
Figueroa, Pedro	STK	12
Sharpe, Steven	MID	11
Godfrey, Graham	MID	10
2 others tied at 9.		

RBI

Carter, Chris	MID	92
Everidge, Tommy	SAC	85
Spencer, Matthew	MID	84
Desme, Grant	STK	81
Donaldson, Josh	MID	78

SAVES

Storey, Mickey	STK	17
Gray, Jeff	SAC	16
Demel, Sam	SAC	13
Murray, Justin	KC	11
Guzman, Jose	KC	10

STOLEN BASES

Patterson, Eric	SAC	39
Desme, Grant	STK	37
Christian, Jason	KC	28
Pennington, Cliff	SAC	27
Gilbert, Archie	MID	25

STRIKEOUTS

Capra, Anthony	STK	143
Hornbeck, Ben	STK	134
Figueroa, Pedro	STK	119
Haviland, Shawn	KC	107
Smalley, Kenny	KC	102

TEAM STATISTICS

TEAM BATTING	AVG	AB	R	H	HR	BB	SO	SB	CS	TEAM PITCHING	W-L	ERA	H	CG	SHO	SV	HR	BB	SO
Midland	.293	4194	712	1229	85	501	736	108	49	Kane County	64-55	3.64	949	0	6	38	54	408	942
Sacramento	.269	4168	609	1120	110	432	815	111	32	Vancouver	26-29	4.11	502	0	3	17	27	199	437
Vancouver	.266	1868	255	496	13	226	402	53	22	Sacramento	74-46	4.21	1062	1	5	40	100	470	863
Stockton	.262	4063	566	1064	93	424	964	86	55	Stockton	54-65	4.24	1005	0	4	31	94	450	1044
Kane County	.242	3905	517	946	76	408	932	107	52	Midland	65-53	4.78	1204	3	7	31	68	463	732
AZL Athletics	.231	1485	186	343	10	172	401	34	12	AZL Athletics	15-29	5.43	420	0	0	7	21	194	356