







Minor League Report

May 27, 2013

TEAM	LEVEL	RECORD	LAST GAME	STREAK/ LAST 10	PAGE #
	Fresno Grizzlies Triple-A	27-24; 2.5 GB 2 nd Place	L, 6-8 @ Colorado Springs	L3, 5-5	Pg. 2
	Richmond Flying Squirrels Double-A	25-23; 5.0 GB 2 nd Place	W, 20-9 @ Altoona	W2, 6-4	Pg. 4
	San Jose Giants High-A	32-17; 2.0 GA 1 st Place	OFF DAY	W1, 6-4	Pg. 6
	Augusta Greenjackets Low-A	27-22; 3.0 GB 3 rd Place	W, 3-1 @ Savannah	W1, 4-6	Pg. 7

Colorado Springs Sky Sox (30-18) 8, Fresno Grizzlies (27-24) 6

May 26, 2013

	1	2	3	4	5	6	7	8	9	R	H	E
Fresno	0	1	0	0	3	1	0	0	1	6	13	4
Col. Springs	2	0	0	0	2	1	0	3	x	8	11	0

Fresno	AB	R	H	RBI	BB	SO	LOB	AVG	Col. Springs	AB	R	H	RBI	BB	SO	LOB	AVG
Perez, J, 3B	5	0	1	1	0	1	3	.313	Dickerson, LF	5	2	3	0	0	1	2	.357
Brown, G, CF	5	1	1	2	0	0	2	.211	Rutledge, 2B	3	1	2	1	0	1	0	.222
Peguero, F, RF	4	0	1	0	1	1	0	.336	Wheeler, R, 3B	5	0	1	0	0	2	4	.379
Dominguez, C, 1B	4	0	1	0	1	1	1	.281	McBride, C	4	1	1	1	0	0	5	.374
Gillespie, LF	4	2	3	1	1	0	0	.300	Colvin, CF	2	0	0	0	1	1	1	.289
Monell, C	5	0	2	2	0	2	5	.256	Paulsen, 1B	4	2	2	2	0	0	2	.306
Jurica, 2B	4	1	1	0	0	1	3	.281	Culberson, SS	3	0	1	0	1	1	1	.291
Runzler, P	0	0	0	0	0	0	0	.000	Golson, RF	3	1	1	0	0	1	2	.228
a-Kieschnick, PH	0	0	0	0	1	0	0	.309	Pomeranz, P	2	0	0	0	0	0	1	.294
Ciriaco, SS	4	2	2	0	1	1	2	.259	Cassevah, P	0	0	0	0	0	0	0	.000
Heston, P	2	0	0	0	0	2	2	.063	a-Iribarren, PH	1	0	0	0	0	0	1	.444
Tanaka, 2B	1	0	1	0	0	0	0	.317	Scahill, P	0	0	0	0	0	0	0	.111
Totals	38	6	13	6	5	9	18	.281	Woods, P	0	0	0	0	0	0	0	.000
									b-Manzella, PH	1	1	0	0	0	0	0	.190
									Kensing, P	0	0	0	0	0	0	0	.000
									Totals	33	8	11	4	2	7	19	.304

a-Walked for Runzler in the 9th.

BATTING**2B:** Gillespie 2 (9, Pomeranz, Scahill).**TB:** Dominguez, C; Monell 2; Jurica; Brown, G; Gillespie 5; Ciriaco 2; Tanaka; Peguero, F; Perez, J.**RBI:** Monell 2 (20), Brown, G 2 (19), Gillespie (19), Perez, J (30).**2-out RBI:** Brown, G 2; Gillespie; Perez, J; Monell.**Runners left in scoring position, 2 out:** Monell 2; Brown, G; Jurica 2; Ciriaco.**SAC:** Heston.**GIDP:** Jurica.**Team RISP:** 4-for-10.**Team LOB:** 11.**BASERUNNING****SB:** Ciriaco (3, 2nd base off Pomeranz/McBride).**FIELDING****E:** Perez, J (8, fielding), Ciriaco 2 (7, throw, fielding), Runzler (2, throw).**Outfield assists:** Brown, G (Colvin at 3rd base), Gillespie (Dickerson at home).**DP:** 2 (Ciriaco-Jurica-Dominguez, C, Perez, J-Dominguez, C).

Fresno	IP	H	R	ER	BB	SO	HR	ERA
Heston	6.0	8	5	4	2	4	1	5.63
Runzler (L, 1-1)	2.0	3	3	0	0	3	0	3.72
Totals	8.0	11	8	4	2	7	1	4.98

a-Grounded into a forceout for Cassevah in the 6th. b-Reached on error for Woods in the 8th.

BATTING**2B:** Rutledge (1, Runzler).**3B:** Dickerson (7, Heston).**HR:** McBride (9, 5th inning off Heston, 0 on, 2 out).**TB:** Wheeler, R; Golson; Paulsen 2; Culberson; Dickerson 5; Rutledge 3; McBride 4.**RBI:** Paulsen 2 (31), McBride (30), Rutledge (1).**2-out RBI:** Paulsen 2; McBride.**Runners left in scoring position, 2 out:** Dickerson 2;

Paulsen; Colvin; Wheeler, R.

SAC: Golson.**GIDP:** Wheeler, R, McBride.**Team RISP:** 3-for-16.**Team LOB:** 7.**FIELDING****DP:** (Rutledge-Culberson-Paulsen).

Col. Springs	IP	H	R	ER	BB	SO	HR	ERA
Pomeranz	5.2	7	5	5	4	5	0	4.02
Cassevah	0.1	1	0	0	0	0	0	1.46
Scahill	1.1	3	0	0	0	2	0	4.60
Woods (W, 2-1)	0.2	0	0	0	0	1	0	6.35
Kensing (S, 5)	1.0	2	1	1	1	1	0	2.57
Totals	9.0	13	6	6	5	9	0	4.55

Heston pitched to 2 batters in the 7th.

WP: Heston, Runzler.**HBP:** Rutledge (by Heston), Colvin (by Heston), Rutledge (by Heston).**Pitches-strikes:** Heston 86-54, Runzler 33-27, Pomeranz 94-58, Cassevah 4-3, Scahill 33-23, Woods 6-5, Kensing 22-14.**Groundouts-flyouts:** Heston 8-2, Runzler 3-0, Pomeranz 9-1, Cassevah 0-1, Scahill 2-0, Woods 1-0, Kensing 2-0.**Batters faced:** Heston 30, Runzler 9, Pomeranz 27, Cassevah 2, Scahill 7, Woods 2, Kensing 6.**Inherited runners-scored:** Runzler 2-0, Cassevah 1-1, Woods 1-0.**Umpires:** HP: Shaun Lampe. 1B: Stu Scheurwater. 3B: Kellen Levy.

Copyright 2013 by Major League Baseball Advanced Media.

Fresno Grizzlies Individual Statistics As of: 05/26/2013 07:09 PM

W-L Record: 27-24

Choose a highlighted category to sort. NOTE: Rate stats do not use qualifiers.

GI ---GAMES BY POSITION---

BATTERS	AVG	G	AB	R	H	2B	3B	HR	RBI	TB	BB	IBB	SO	SB	CS	OBP	SLG	OPS	SF	SAC	HBP	DP	1B	2B	3B	SS	OF	C	E	
# Abreu, Tony	.385	5	13	1	5	0	0	1	2	8	0	0	2	0	1	.429	.615	1.044	0	0	1	0	0	3	0	0	0	0	0	
Brown, Gary	.211	48	199	37	42	11	2	3	19	66	14	0	50	4	5	.280	.332	.611	0	4	5	1	0	0	0	0	47	0	4	
Ciriaco, Juan	.259	32	81	7	21	5	0	0	5	26	8	0	13	3	0	.326	.321	.647	0	0	0	1	0	1	2	18	1	0	7	
Dominguez, Chris	.281	44	135	16	38	5	3	7	21	70	9	2	33	2	0	.324	.519	.843	1	0	0	5	7	0	25	0	1	0	1	
Gillespie, Cole	.300	43	130	21	39	9	0	5	19	63	20	0	28	3	0	.391	.485	.875	1	0	0	1	0	2	0	0	25	0	1	
Jurica, Carter	.281	44	160	21	45	8	2	2	17	63	11	0	34	1	1	.335	.394	.729	0	1	2	4	0	10	1	32	0	0	8	
* Kieschnick, Roger	.309	45	165	22	51	13	6	6	30	94	19	1	43	1	1	.376	.570	.945	4	0	1	1	0	0	0	0	40	0	3	
* LaTorre, Tyler	.000	2	1	0	0	0	0	0	0	0	1	0	1	0	0	.500	.000	.500	0	0	0	0	0	0	0	0	0	0	0	
# Linden, Todd	.286	14	35	1	10	2	1	1	8	17	2	0	10	0	0	.342	.486	.828	0	0	1	0	7	0	0	0	1	0	0	
* Monell, Johnny	.256	36	117	19	30	7	0	7	20	58	12	2	29	2	2	.331	.496	.826	0	0	1	4	8	0	1	0	0	20	9	
Peguerro, Francisco	.336	26	107	13	36	5	0	3	15	50	6	1	20	2	0	.372	.467	.839	0	0	0	5	0	0	0	0	25	0	0	
Perez, Juan	.313	48	192	31	60	11	3	8	30	101	9	0	39	10	1	.348	.526	.874	1	4	2	2	0	0	29	6	17	0	8	
Pill, Brett	.365	35	137	27	50	14	1	9	47	93	11	0	20	1	0	.407	.679	1.085	2	0	0	1	33	0	1	0	0	0	5	
# Sanchez, Hector	.267	11	30	4	8	3	0	0	2	11	3	0	6	0	0	.333	.367	.700	0	0	0	1	0	0	0	0	0	0	5	0
* Tanaka, Kensuke	.317	44	161	33	51	8	2	0	17	63	18	1	16	14	4	.380	.391	.772	4	3	1	4	0	41	0	0	0	0	10	
Williams, Jackson	.200	30	90	13	18	6	1	3	8	35	12	0	12	0	0	.305	.389	.694	1	0	2	0	0	0	0	0	0	29	0	
Team Total	.281	51	1822	270	512	109	21	55	262	828	157	7	382	43	15	.341	.454	.795	14	17	16	31								63

PITCHERS	W	L	ERA	G	GS	CG	SHO	SV	SVO	IP	H	R	ER	HR	HB	BB	IBB	SO	BK	WP	GO/AO	DP	WHIP	AVG	AB	TBF	SF	GF	HLD
Bochy, Brett	1	1	6.16	15	0	0	0	0	1	19.0	23	14	13	1	0	9	0	21	0	0	0.40	0	1.68	.303	76	88	1	5	1
Bonser, Boof	2	4	6.20	10	10	0	0	0	0	49.1	63	38	34	6	3	31	1	28	0	4	1.00	5	1.91	.313	201	239	2	0	0
Bowlin, Drew	0	0	20.25	1	0	0	0	0	0	1.1	2	3	3	1	0	3	0	1	0	0	1.00	0	3.75	.400	5	8	0	0	0
Dunning, Jake	1	1	1.53	17	0	0	0	0	1	29.1	29	9	5	1	3	7	1	22	0	3	0.97	4	1.23	.271	107	122	1	1	5
Dunnington, Jacob	0	1	18.00	1	0	0	0	0	0	1.0	3	2	2	1	0	0	0	2	0	0	0.00	0	3.00	.500	6	6	0	1	0
Edlefsen, Steve	0	0	6.20	19	0	0	0	0	1	20.1	18	15	14	1	1	20	0	19	0	4	2.15	0	1.87	.231	78	99	0	6	2
Fitzgerald, Justin	0	0	3.60	1	1	0	0	0	0	5.0	9	3	2	0	0	2	0	4	0	2	2.00	1	2.20	.409	22	24	0	0	0
Hembree, Heath	1	0	3.68	21	0	0	0	13	16	22.0	22	9	9	3	1	5	0	25	1	2	0.67	0	1.23	.256	86	93	1	17	0
Heston, Chris	5	3	5.63	11	11	0	0	0	0	62.1	80	43	39	8	7	24	1	54	1	3	1.74	5	1.67	.317	252	291	4	0	0
* Kickham, Mike	3	4	4.33	10	10	0	0	0	0	54.0	58	32	26	4	0	22	0	54	0	0	1.77	3	1.48	.271	214	242	2	0	0
Kown, Andrew	0	1	12.15	2	2	0	0	0	0	6.2	14	12	9	3	0	4	0	3	0	1	1.25	0	2.70	.400	35	39	0	0	0
Lively, Mitch	2	1	7.62	12	2	0	0	0	1	26.0	39	24	22	2	1	13	0	17	1	3	0.49	0	2.00	.339	115	131	1	2	0
Loux, Shane	4	2	4.75	8	8	0	0	0	0	41.2	39	25	22	6	2	17	0	15	1	4	1.38	6	1.34	.245	159	180	1	0	0
Machi, Jean	2	0	0.00	7	0	0	0	1	1	9.0	7	0	0	0	0	2	0	10	0	0	0.56	3	1.00	.226	31	33	0	1	2
Petit, Yusmeiro	2	3	6.69	7	7	0	0	0	0	36.1	47	27	27	9	0	9	0	46	0	1	0.85	1	1.54	.311	151	163	2	0	0
Ramirez, Ramon	2	1	3.46	20	0	0	0	0	1	26.0	18	11	10	2	0	13	0	31	1	3	0.81	2	1.19	.189	95	109	1	5	2
Rosario, Sandy	1	1	3.33	16	0	0	0	3	3	24.1	25	10	9	1	0	8	0	28	0	0	0.86	3	1.36	.266	94	102	0	6	5
* Runzler, Dan	1	1	3.72	20	0	0	0	1	2	19.1	17	13	8	2	2	11	0	18	0	4	1.39	3	1.45	.227	75	91	2	6	6
* Teller, Carlos	0	0	1.69	2	0	0	0	0	0	5.1	6	1	1	1	0	3	0	2	0	0	2.67	2	1.69	.316	19	22	0	1	0
Tobin, Mason	0	0	3.86	4	0	0	0	0	0	4.2	4	3	2	2	0	4	0	4	0	0	1.20	0	1.71	.211	19	23	0	0	0
Team Total	27	24	4.98	51	51	0	1	18	27	463.0	523	294	256	54	20	207	3	404	5	34	1.37	38	1.58	.284	1840	2105	18	51	23

KEY: * - lefthanded hitter/pitcher, # - switch hitter

Altoona Curve (20-29) 9, Richmond Flying Squirrels (25-23) 20**May 26, 2013**

	1	2	3	4	5	6	7	8	9	R	H	E
Richmond	9	2	0	3	2	0	4	0	0	20	22	0
Altoona	1	1	0	0	3	0	0	4	0	9	11	1

Richmond	AB	R	H	RBI	BB	SO	LOB	AVG	Altoona	AB	R	H	RBI	BB	SO	LOB	AVG
Parker, J, RF	5	2	4	7	1	0	0	.266	Ngoepe, SS	5	2	1	0	1	2	3	.164
Panik, 2B	5	1	2	2	1	0	1	.292	Rojas, M, CF	3	2	2	2	2	0	0	.236
Duvall, 3B	7	1	2	0	0	0	7	.306	Santos, 3B	5	2	2	1	1	0	3	.252
Minicozzi, 1B	5	3	2	1	1	0	2	.335	Lambo, RF	5	0	1	1	0	2	3	.288
Lollis, CF	5	4	3	2	1	0	1	.277	Cunningham, 2B	4	0	1	0	1	2	5	.220
Susac, C	3	2	1	1	1	0	1	.265	Vasquez, P	0	0	0	0	0	0	0	.258
1-Moss, PR-C	1	1	0	0	0	0	1	.000	Maggi, LF	3	1	1	2	2	1	2	.264
Krill, LF	3	3	3	5	0	0	0	.286	Howard, 1B	2	1	1	3	3	1	2	.250
Herrera, J, LF	3	0	1	0	0	1	4	.286	Paulino, C	3	0	1	0	0	0	2	.228
Relaford, SS	6	2	2	1	0	0	3	.243	Perez, M, C	2	1	1	0	0	0	3	.500
Teller, P	4	1	2	1	0	1	1	.400	Sanz, P	0	0	0	0	0	0	0	.000
Javier, P	1	0	0	0	0	1	3	.000	Townsend, P	0	0	0	0	0	0	0	.000
Shuman, P	0	0	0	0	0	0	0	.000	Miller, Q, P	1	0	0	0	0	0	1	.000
Bowlin, P	1	0	0	0	0	0	0	.000	a-Welch, PH	1	0	0	0	0	0	0	.149
Totals	49	20	22	20	5	3	24	.263	Kasperek, P	0	0	0	0	0	0	0	.000
									Brown, K, P-2B	2	0	0	0	0	1	1	.205
									Totals	36	9	11	9	10	9	25	.232

1-Ran for Susac in the 7th.

a-Flied out for Miller, Q in the 6th.

BATTING**2B:** Krill (7, Townsend), Duvall (7, Townsend), Minicozzi (15, Miller, Q), Parker, J (9, Kasperek).**HR:** Parker, J 2 (10, 1st inning off Sanz, 0 on, 0 out; 1st inning off Townsend, 2 on, 1 out), Krill (1, 2nd inning off Townsend, 1 on, 1 out), Lollis (3, 5th inning off Miller, Q, 1 on, 0 out).**TB:** Lollis 6; Krill 7; Parker, J 11; Minicozzi 3; Herrera, J; Panik 2; Teller 2; Duvall 3; Susac; Relaford 2.**RBI:** Parker, J 7 (30), Minicozzi (30), Susac (25), Krill 5 (16), Teller (1), Panik 2 (18), Lollis 2 (25), Relaford (4).**2-out RBI:** Parker, J 2; Panik.**Runners left in scoring position, 2 out:** Minicozzi; Duvall 3.**SF:** Panik.**Team RISP:** 11-for-18.**Team LOB:** 10.**FIELDING****PB:** Susac (6).**BATTING****2B:** Howard (3, Javier), Rojas, M (10, Bowlin).**3B:** Ngoepe (2, Teller).**TB:** Perez, M; Cunningham; Ngoepe 3; Paulino; Howard 2; Maggi; Rojas, M 3; Lambo; Santos 2.**RBI:** Rojas, M 2 (13), Maggi 2 (7), Howard 3 (10), Santos (10), Lambo (34).**2-out RBI:** Rojas, M; Maggi 2; Howard 3.**Runners left in scoring position, 2 out:** Maggi; Santos 2; Paulino; Howard; Perez, M 2.**SAC:** Townsend.**SF:** Rojas, M.**Team RISP:** 5-for-16.**Team LOB:** 12.**FIELDING****E:** Ngoepe (7, fielding).

Richmond	IP	H	R	ER	BB	SO	HR	ERA	Altoona	IP	H	R	ER	BB	SO	HR	ERA
Teller	4.2	5	5	5	5	4	0	3.46	Sanz (L, 2-2)	0.0	4	6	6	2	0	1	5.84
Javier (W, 4-0)	2.1	2	0	0	1	3	0	3.94	Townsend	3.1	8	7	7	0	0	2	8.47
Shuman	0.2	3	4	4	2	2	0	14.21	Miller, Q	2.2	5	3	3	1	1	1	2.79
Bowlin	1.1	1	0	0	2	0	0	5.40	Kasperek	1.0	5	4	0	0	2	0	2.82
Totals	9.0	11	9	9	10	9	0	3.97	Brown, K	1.0	0	0	0	1	0	0	0.00
									Vasquez	1.0	0	0	0	1	0	0	0.00
									Totals	9.0	22	20	16	5	3	4	4.18

Sanz pitched to 6 batters in the 1st.

WP: Javier, Shuman 2, Townsend.**HBP:** Susac (by Townsend), Parker, J (by Vasquez).**Pitches-strikes:** Teller 96-55, Javier 39-24, Shuman 32-14, Bowlin 29-16, Sanz 30-17, Townsend 77-45, Miller, Q 52-30, Kasperek 35-22, Brown, K 12-7, Vasquez 15-7.**Groundouts-flyouts:** Teller 5-5, Javier 1-3, Shuman 0-0, Bowlin 3-0, Sanz 0-0, Townsend 5-4, Miller, Q 3-3, Kasperek 1-1, Brown, K 1-1, Vasquez 1-2.**Batters faced:** Teller 24, Javier 10, Shuman 7, Bowlin 7, Sanz 6, Townsend 19, Miller, Q 14, Kasperek 9, Brown, K 4, Vasquez 5.**Inherited runners-scored:** Javier 2-2, Bowlin 3-2, Townsend 3-3, Miller, Q 1-1.**Ejections:** Altoona Curve Manager Carlos Garcia ejected by HP umpire Billy Cunha (8th); Altoona Curve second baseman Jarek Cunningham ejected by HP umpire Billy Cunha (8th)

Copyright 2013 by Major League Baseball Advanced Media.

Richmond Flying Squirrels Individual Statistics As of: 05/26/2013 11:17 PM

W-L Record: 25-23

Choose a highlighted category to sort. NOTE: Rate stats do not use qualifiers.

GI ---GAMES BY POSITION---

BATTERS	AVG	G	AB	R	H	2B	3B	HR	RBI	TB	BB	IBB	SO	SB	CS	OBP	SLG	OPS	SF	SAC	HBP	DP	1B	2B	3B	SS	OF	C	E
# Adrianza, Ehire	.229	37	131	19	30	6	0	1	9	39	22	0	26	4	4	.344	.298	.642	0	2	1	0	0	0	0	37	0	0	5
Duvall, Adam	.306	17	62	12	19	7	2	2	12	36	9	1	11	0	1	.394	.581	.975	0	0	0	0	0	0	16	0	0	0	4
Herrera, Javier	.286	48	175	27	50	11	0	5	27	76	19	0	44	12	2	.367	.434	.801	1	0	4	5	0	0	0	44	0	0	
Krill, Brett	.286	33	91	14	26	7	0	1	16	36	5	0	21	1	1	.333	.396	.729	1	1	2	2	0	0	0	20	0	1	
* Lollis, Ryan	.277	47	166	20	46	9	0	3	25	64	18	1	21	1	2	.353	.386	.738	1	0	2	8	0	0	0	0	43	0	2
Minicozzi, Mark	.335	46	161	29	54	15	0	4	30	81	26	0	47	1	0	.435	.503	.938	2	0	4	4	10	1	30	0	0	0	10
Moss, Brad	.000	1	1	1	0	0	0	0	0	0	0	0	0	0	0	.000	.000	.000	0	0	0	0	0	0	0	0	0	1	0
Navarro, Jesus	.000	2	2	0	0	0	0	0	0	0	0	0	2	0	0	.000	.000	.000	0	0	0	0	0	0	0	0	0	0	0
* Oropesa, Ricky	.213	39	141	12	30	3	0	2	14	39	11	1	40	0	0	.271	.277	.548	2	0	1	4	36	0	0	0	0	0	3
* Panik, Joe	.292	48	185	28	54	10	2	0	18	68	28	0	17	7	2	.384	.368	.752	2	1	1	7	0	42	0	7	0	0	4
* Parker, Jarrett	.266	44	169	31	45	9	2	10	30	88	15	0	52	5	5	.347	.521	.868	0	2	6	4	0	0	0	0	41	0	1
Relaford, Travius	.243	16	37	7	9	1	0	0	4	10	8	0	11	0	0	.391	.270	.662	0	1	1	2	0	5	2	3	0	0	1
# Stromsroe, Skyler	.150	9	20	3	3	0	0	0	0	3	3	0	1	0	1	.292	.150	.442	0	0	1	0	1	1	5	2	0	0	1
Susac, Andrew	.265	43	132	20	35	14	0	6	25	67	25	0	37	1	0	.388	.508	.895	1	0	2	3	6	0	0	0	0	34	3
Wagner, Mark	.127	21	55	4	7	3	0	0	5	10	11	0	16	1	0	.284	.182	.465	0	0	1	2	0	0	0	0	0	19	1
Team Total	.263	48	1582	231	416	97	6	34	219	627	203	3	372	33	20	.354	.396	.751	10	8	26	42							51

PITCHERS	W	L	ERA	G	GS	CG	SHO	SV	SVO	IP	H	R	ER	HR	HB	BB	IBB	SO	BK	WP	GO/AO	DP	WHIP	AVG	AB	TBF	SF	GF	HLD
Bowlin, Drew	0	0	5.40	2	0	0	0	0	0	1.2	3	1	1	0	0	2	0	1	0	0	3.00	0	3.00	.375	8	10	0	1	0
* Bradley, Ryan	0	4	7.67	7	7	0	0	0	0	29.1	55	36	25	3	2	13	0	12	0	5	1.64	5	2.32	.414	133	156	2	0	0
Castillo, Fabio	2	2	3.21	13	1	0	0	0	0	28.0	19	13	10	1	0	14	1	36	0	4	1.04	0	1.18	.184	103	120	2	3	0
Fitzgerald, Justin	3	0	1.09	6	6	0	0	0	0	33.0	30	6	4	2	3	8	0	41	0	3	1.76	2	1.15	.233	129	140	0	0	0
* Gloor, Chris	3	1	4.89	8	8	0	0	0	0	42.1	48	25	23	5	1	12	1	33	0	0	1.04	2	1.42	.287	167	186	4	0	0
Javier, Omar	4	0	3.94	15	2	0	0	0	0	32.0	28	14	14	1	0	17	0	22	0	2	0.71	2	1.41	.237	118	139	1	2	2
Maday, Daryl	0	1	3.00	17	0	0	0	9	12	18.0	14	6	6	0	2	8	1	14	0	3	1.28	1	1.22	.206	68	79	0	14	0
* McCormick, Phil	1	3	3.28	20	0	0	0	1	2	24.2	20	15	9	1	1	14	1	28	0	0	2.83	2	1.38	.222	90	109	1	7	5
Quirarte, Edwin	1	3	2.05	19	0	0	0	3	5	26.1	25	7	6	0	1	12	1	17	0	2	3.21	2	1.41	.250	100	114	0	7	2
Rogers, Taylor	2	2	6.75	8	4	0	0	0	0	22.2	27	20	17	0	0	17	0	15	1	1	1.74	2	1.94	.293	92	111	1	1	0
Shuman, Scott	0	0	14.21	7	0	0	0	0	0	6.1	8	11	10	0	0	14	0	12	0	4	0.50	0	3.47	.308	26	40	0	1	0
* Snodgrass, Jack	4	0	1.89	8	8	0	0	0	0	38.0	26	11	8	0	0	13	1	18	0	1	2.10	3	1.03	.197	132	147	1	0	0
* Teller, Carlos	0	0	3.46	3	3	0	0	0	0	13.0	9	5	5	0	1	11	0	14	0	0	1.00	0	1.54	.209	43	57	1	0	0
Valdez, Jose	1	2	4.78	16	0	0	0	0	1	26.1	27	14	14	1	2	21	0	29	0	7	1.71	4	1.82	.281	96	125	2	9	2
* Vessella, Tom	2	0	3.86	16	0	0	0	2	2	28.0	30	12	12	1	1	12	0	16	1	1	3.00	10	1.50	.300	100	115	0	3	4
Westcott, Craig	2	5	3.80	9	9	0	0	0	0	45.0	48	20	19	3	1	18	0	34	0	1	1.19	1	1.47	.276	174	195	1	0	0
Team Total	25	23	3.97	48	48	0	6	15	22	414.2	417	216	183	18	15	206	6	342	2	34	1.97	36	1.50	.264	1579	1843	16	48	15

KEY: * - lefthanded hitter/pitcher, # - switch hitter

Copyright 2013 by Major League Baseball Advanced Media.

San Jose Giants

Individual Statistics As of: 05/27/2013 01:16 AM

W-L Record: 32-17

Choose a highlighted category to sort. NOTE: Rate stats do not use qualifiers.

GI ---GAMES BY POSITION---

BATTERS	AVG	G	AB	R	H	2B	3B	HR	RBI	TB	BB	IBB	SO	SB	CS	OBP	SLG	OPS	SF	SAC	HBP	DP	1B	2B	3B	SS	OF	C	E	
Arnold, Jeff	.275	34	120	20	33	5	3	8	26	68	21	0	40	2	0	.387	.567	.954	0	0	1	0	0	0	0	0	0	34	4	
Blair, Elliott	.220	36	118	17	26	7	0	2	15	39	15	0	37	2	4	.343	.331	.673	2	1	8	3	8	0	0	0	30	0	0	
# Bond, Brock	.237	9	38	6	9	2	1	0	2	13	4	0	4	1	0	.310	.342	.652	0	0	0	1	0	5	4	0	0	0	1	
# Cavan, Ryan	.313	44	182	24	57	13	0	2	31	76	11	2	17	1	3	.355	.418	.773	2	0	2	4	0	15	30	0	0	0	7	
* Haney, Bobby	.246	40	134	13	33	7	0	1	16	43	11	1	33	1	0	.313	.321	.634	2	4	3	4	0	10	0	31	0	0	4	
Harris, Devin	.270	44	174	30	47	11	4	10	32	96	13	1	44	0	0	.325	.552	.876	4	0	3	3	0	0	0	0	26	0	1	
* Lofton, Chris	.271	38	129	21	35	4	5	0	10	49	12	0	34	10	4	.343	.380	.723	0	6	2	4	0	0	0	0	38	0	1	
Payne, Shawn	.250	47	184	31	46	9	0	1	15	58	27	0	39	16	8	.355	.315	.670	2	2	4	4	0	0	0	0	24	0	1	
Polonius, John	.148	8	27	3	4	1	1	0	1	7	3	0	10	0	0	.258	.259	.517	0	1	1	0	0	5	0	4	0	0	1	
# Schroder, Myles	.260	23	73	11	19	3	0	3	5	31	12	1	23	4	1	.365	.425	.789	0	1	0	1	0	6	17	0	0	0	8	
Tomlinson, Kelby	.328	14	58	5	19	3	0	0	6	22	4	0	17	3	1	.381	.379	.760	0	0	1	1	0	0	0	14	0	0	4	
Villalona, Angel	.226	45	168	25	38	13	0	9	27	78	8	0	49	0	0	.273	.464	.738	3	0	4	5	45	0	0	0	0	0	4	
Villegas, Ydwin	.189	16	53	3	10	2	0	0	3	12	1	0	23	1	0	.204	.226	.430	0	0	0	0	0	14	0	3	0	0	3	
Williamson, Mac	.247	46	178	25	44	8	2	5	17	71	15	0	50	3	0	.327	.399	.726	0	0	6	6	0	0	0	0	39	0	4	
# Zambrano, Eliezer	.173	15	52	3	9	2	0	1	6	14	3	0	9	0	0	.237	.269	.507	2	0	2	2	0	0	0	0	0	15	0	
Team Total	.254	49	1688	237	429	90	16	42	212	677	160	5	429	44	21	.329	.401	.730	17	15	37	38								47

PITCHERS	W	L	ERA	G	GS	CG	SHO	SV	SVO	IP	H	R	ER	HR	HB	BB	IBB	SO	BK	WP	GO/AO	DP	WHIP	AVG	AB	TBF	SF	GF	HLD
* Bandilla, Bryce	0	3	3.41	22	0	0	0	1	1	29.0	17	13	11	2	1	17	1	51	1	5	1.27	2	1.17	.167	102	120	0	4	12
* Blach, Ty	6	1	1.89	8	8	0	0	0	0	47.2	49	12	10	1	0	4	0	44	1	3	1.47	6	1.11	.266	184	191	1	0	0
Blackburn, Clayton	2	2	4.40	9	9	0	0	0	0	47.0	42	26	23	4	4	13	0	56	0	2	1.27	4	1.17	.233	180	199	1	0	0
Bowlin, Drew	0	0	5.40	3	0	0	0	0	0	5.0	6	3	3	0	1	4	0	7	0	0	0.17	0	2.00	.300	20	25	0	2	0
Bucardo, Jorge	2	0	4.82	5	0	0	0	0	0	9.1	8	5	5	0	1	3	0	7	0	0	0.91	0	1.18	.242	33	40	3	0	0
Casilla, Jose	1	1	5.59	6	0	0	0	0	2	9.2	14	7	6	2	0	1	0	10	2	1	2.50	1	1.55	.311	45	46	0	1	1
Crick, Kyle	0	1	0.93	3	3	0	0	0	0	9.2	10	6	1	0	0	9	0	12	0	3	0.88	1	1.97	.270	37	46	0	0	0
* Escobar, Edwin	0	2	3.24	9	9	0	0	0	0	41.2	36	19	15	1	0	12	0	51	1	0	1.24	3	1.15	.226	159	175	4	0	0
Fleet, Austin	4	1	3.55	10	4	0	0	0	0	33.0	29	15	13	3	1	9	0	31	0	2	0.81	0	1.15	.236	123	137	0	0	0
Forjet, Jason	0	0	6.00	1	1	0	0	0	0	3.0	4	3	2	1	0	3	0	3	0	0	2.00	0	2.33	.333	12	16	1	0	0
Hall, Cody	1	0	2.45	12	0	0	0	2	3	14.2	11	5	4	1	1	3	0	21	0	1	1.20	0	0.95	.204	54	58	0	4	3
Harrold, Stephen	0	0	0.00	1	0	0	0	0	0	2.0	1	0	0	0	0	0	0	0	0	0	1.50	1	0.50	.167	6	6	0	1	0
Marlowe, Chris	3	0	1.95	7	7	0	0	0	0	37.0	33	10	8	2	2	16	0	24	0	0	1.05	7	1.32	.254	130	152	2	0	0
* Marte, Kelvin	2	0	2.55	8	3	0	0	0	0	24.2	23	7	7	4	1	4	0	22	0	0	0.85	1	1.09	.247	93	98	0	1	0
* Mejia, Adalberto	2	1	4.07	5	5	0	0	0	0	24.1	21	13	11	2	0	8	0	19	0	0	0.93	2	1.19	.231	91	100	0	0	0
* Osich, Josh	1	0	0.74	20	0	0	0	5	5	24.1	18	3	2	0	0	4	0	31	0	3	1.22	3	0.90	.202	89	93	0	0	5
Rojas, Luis	5	2	4.09	19	0	0	0	0	0	33.0	33	15	15	1	3	18	2	29	0	5	1.21	3	1.55	.262	126	147	0	3	1
Soptic, Jeff	2	1	6.48	18	0	0	0	0	3	25.0	27	21	18	1	1	22	0	24	2	5	1.56	3	1.96	.287	94	120	2	5	2
Strickland, Hunter	1	0	0.86	20	0	0	0	9	9	21.0	10	2	2	1	1	5	1	23	0	0	1.06	3	0.71	.145	69	76	0	18	0
* Teller, Carlos	0	1	21.00	3	0	0	0	0	0	3.0	4	8	7	0	0	8	0	5	4	1	4.00	0	4.00	.308	13	22	1	0	0
Zambrano, Eliezer	0	1	5.40	1	0	0	0	0	0	1.2	2	1	1	1	0	0	0	0	0	0	1.50	0	1.20	.333	6	7	0	1	0
Team Total	32	17	3.31	49	49	0	3	17	23	445.2	398	194	164	27	17	163	4	470	11	31	1.41	40	1.26	.239	1666	1874	15	49	24

KEY: * - lefthanded hitter/pitcher, # - switch hitter

Augusta GreenJackets (27-22) 3, Savannah Sand Gnats (28-20) 1**May 26, 2013**

	1	2	3	4	5	6	7	8	9	10	11	12	R	H	E
Augusta	0	1	0	0	0	0	0	0	0	0	0	2	3	13	0
Savannah	0	0	0	0	0	0	0	1	0	0	0	0	1	10	1

Augusta	AB	R	H	RBI	BB	SO	LOB	AVG	Savannah	AB	R	H	RBI	BB	SO	LOB	AVG
Galindo, CF	6	0	1	0	0	2	2	.301	De La Cruz, Y, 2B	6	1	1	0	0	2	4	.212
Houck, 3B	5	1	3	0	1	0	1	.305	De La Cruz, M, CF	6	0	1	0	0	0	4	.311
Duffy, SS	6	1	2	0	0	1	5	.295	Boyd, J, DH	5	0	3	0	1	1	0	.351
Delfino, DH	6	0	1	0	0	3	6	.245	Plawecki, C	6	0	2	1	0	0	3	.357
Rapp, 1B	5	1	2	1	1	0	1	.217	Pron, RF	3	0	0	0	2	0	3	.168
Brown, T, 2B	6	0	1	1	0	1	6	.236	Frenzel, 3B	3	0	0	0	0	0	5	.216
Sim, C	6	0	0	0	0	2	4	.238	1-Pina, PR	0	0	0	0	0	0	0	.232
Cain, A, LF	5	0	3	1	0	0	0	.245	Reynolds, 3B	0	0	0	0	1	0	0	.244
Jones, C, RF	3	0	0	0	0	3	1	.197	Sabol, LF	3	0	1	0	2	1	1	.191
Schumer, P	0	0	0	0	0	0	0	.000	Zapata, N, 1B	3	0	1	0	1	0	3	.333
Farley, P	0	0	0	0	0	0	0	.000	Evans, SS	5	0	1	0	0	0	5	.186
McVay, P	0	0	0	0	0	0	0	.000	Cessa, P	0	0	0	0	0	0	0	.000
Mizenko, P	0	0	0	0	0	0	0	.000	Sewald, P	0	0	0	0	0	0	0	.000
Gardeck, P	0	0	0	0	0	0	0	.000	Mitchell, P	0	0	0	0	0	0	0	.000
Law, P	0	0	0	0	0	0	0	.000	Carnevale, P	0	0	0	0	0	0	0	.000
Totals	48	3	13	3	2	12	26	.246	Totals	40	1	10	1	7	4	28	.253

BATTING**2B:** Rapp (5, Cessa), Delfino (9, Sewald).**TB:** Delfino 2; Rapp 3; Galindo; Houck 3; Duffy 2; Cain, A 3; Brown, T.**RBI:** Cain, A (16), Rapp (14), Brown, T (14).**2-out RBI:** Cain, A; Rapp; Brown, T.**Runners left in scoring position, 2 out:** Brown, T 2; Duffy; Sim 2; Houck.**SAC:** Jones, C 2.**Team RISP:** 3-for-17.**Team LOB:** 13.**FIELDING****DP:** 5 (Duffy-Brown, T-Rapp 2, Farley-Duffy-Rapp, Brown, T-Duffy-Rapp, Sim-Brown, T).

1-Ran for Frenzel in the 9th.

BATTING**TB:** De La Cruz, Y; Zapata, N; Plawecki 2; De La Cruz, M; Sabol; Boyd, J 3; Evans.**RBI:** Plawecki (36).**Runners left in scoring position, 2 out:** Frenzel 2; Zapata, N 2; De La Cruz, M 2.**GIDP:** Evans, De La Cruz, Y, Zapata, N, Pron.**Team RISP:** 2-for-9.**Team LOB:** 12.**BASERUNNING****CS:** Boyd, J (4, 2nd base by Schumer/Sim), Reynolds (2, 2nd base by Gardeck/Sim).**FIELDING****E:** Evans (17, throw).

Augusta	IP	H	R	ER	BB	SO	HR	ERA	Savannah	IP	H	R	ER	BB	SO	HR	ERA
Schumer	5.0	6	0	0	1	1	0	8.06	Cessa	6.2	7	1	1	2	7	0	4.30
Farley (BS, 1)	3.0	2	1	1	3	0	0	3.79	Sewald	1.1	1	0	0	0	1	0	2.19
McVay	0.0	0	0	0	1	0	0	4.11	Mitchell	2.0	1	0	0	0	0	0	1.17
Mizenko	2.0	1	0	0	0	1	0	0.79	Carnevale (L, 0-1)	2.0	4	2	2	0	4	0	3.15
Gardeck (W, 1-1)	1.0	0	0	0	2	1	0	2.82	Totals	12.0	13	3	3	2	12	0	3.12
Law (S, 3)	1.0	1	0	0	0	1	0	2.38									
Totals	12.0	10	1	1	7	4	0	3.69									

McVay pitched to 2 batters in the 9th.

HBP: Zapata, N (by Schumer), Frenzel (by McVay).**Groundouts-flyouts:** Schumer 6-2, Farley 3-4, McVay 0-0, Mizenko 4-1, Gardeck 0-0, Law 1-1, Cessa 6-4, Sewald 2-0, Mitchell 6-1, Carnevale 0-0.**Batters faced:** Schumer 20, Farley 12, McVay 2, Mizenko 7, Gardeck 4, Law 4, Cessa 29, Sewald 5, Mitchell 8, Carnevale 10.**Inherited runners-scored:** Mizenko 2-0, Sewald 2-0.**Umpires:** HP: Jordan Albarado. 1B: Ryan Benson.**Weather:** 82 degrees, sunny.**Wind:** 3 mph, R to L.**T:** 3:22.**Att:** 1,981.

Compiled by MLB Advanced Media

Copyright 2013 by Major League Baseball Advanced Media.

Augusta GreenJackets Individual Statistics As of: 05/26/2013 05:54 PM

W-L Record: 27-22

Choose a highlighted category to sort. NOTE: Rate stats do not use qualifiers.

GI ---GAMES BY POSITION---

BATTERS	AVG	G	AB	R	H	2B	3B	HR	RBI	TB	BB	IBB	SO	SB	CS	OBP	SLG	OPS	SF	SAC	HBP	DP	1B	2B	3B	SS	OF	C	E
Branca, Stephen	.191	23	68	7	13	1	1	0	2	16	6	0	19	0	1	.257	.235	.492	0	3	0	0	2	8	3	4	1	0	5
Brown, Trevor	.236	36	140	17	33	6	1	2	14	47	8	0	20	3	2	.276	.336	.612	3	0	1	6	0	33	0	0	0	1	9
Cain, Andrew	.245	33	102	17	25	7	0	3	16	41	9	0	22	6	0	.310	.402	.712	3	2	2	4	0	0	0	0	32	0	2
Delfino, Mitchell	.245	50	196	25	48	9	1	5	33	74	13	0	40	2	2	.299	.378	.677	2	0	3	4	0	0	42	0	0	0	9
Duffy, Matt	.295	48	176	35	52	8	2	3	28	73	32	1	25	14	5	.408	.415	.822	1	1	2	5	0	0	0	46	0	0	9
# Galindo, Jesus	.301	45	166	39	50	6	1	1	14	61	22	0	41	26	5	.392	.367	.759	2	2	4	1	0	0	0	0	44	0	1
* Hollick, Tyler	.178	15	45	2	8	0	2	0	2	12	4	1	15	4	0	.245	.267	.512	0	2	0	1	0	0	0	0	13	0	0
Houck, Shayne	.305	37	131	15	40	8	0	0	17	48	19	0	22	1	1	.413	.366	.779	0	0	5	2	10	0	4	0	0	0	1
Jones, Charles	.197	45	147	17	29	6	1	2	13	43	18	0	53	4	1	.286	.293	.578	2	2	1	2	0	0	0	0	45	0	1
Moss, Brad	.211	9	19	2	4	1	0	0	2	5	4	0	3	0	0	.348	.263	.611	0	0	0	1	0	0	0	0	0	9	0
Rapp, Joseph	.217	15	60	6	13	5	0	0	14	18	4	0	20	0	0	.265	.300	.565	3	0	1	0	15	0	0	0	0	0	0
Relaford, Travius	.231	14	52	3	12	0	0	0	6	12	4	0	12	5	2	.286	.231	.516	0	0	0	0	0	10	2	2	0	0	1
Rodriguez, Rafael	.200	30	100	12	20	4	1	2	13	32	8	0	16	2	3	.274	.320	.594	2	0	3	5	0	0	0	0	25	0	0
Sim, Eric	.238	35	122	11	29	5	0	2	13	40	10	0	35	2	1	.324	.328	.652	1	0	6	1	0	0	0	0	0	33	1
Turner, Ben	.241	37	141	16	34	9	0	0	11	43	8	0	11	0	1	.276	.305	.581	3	1	0	3	24	0	0	0	0	11	2
Team Total	.246	50	1665	224	410	75	10	20	198	565	169	2	354	69	24	.322	.339	.662	22	13	28	35							48

PITCHERS	W	L	ERA	G	GS	CG	SHO	SV	SVO	IP	H	R	ER	HR	HB	BB	IBB	SO	BK	WP	GO/AO	DP	WHIP	AVG	AB	TBF	SF	GF	HLD
Agosta, Martin	5	1	2.45	9	9	0	0	0	0	47.2	35	15	13	3	2	22	0	65	0	2	0.62	4	1.20	.203	172	197	1	0	0
Biagini, Joe	2	1	4.50	8	8	0	0	0	0	38.0	31	25	19	0	2	14	0	30	0	1	1.55	1	1.18	.215	144	161	0	0	0
Branca, Stephen	0	0	0.00	2	0	0	0	0	0	2.0	2	0	0	0	1	0	0	2	0	0	0.33	0	1.00	.250	8	9	0	1	0
Farley, Brandon	3	1	3.79	18	0	0	0	1	2	38.0	37	18	16	1	2	19	3	28	0	0	1.17	4	1.47	.266	139	162	1	1	2
Flores, Kendry	3	2	2.61	8	8	0	0	0	0	48.1	38	17	14	4	0	10	2	38	0	2	0.83	3	0.99	.215	177	192	2	0	0
Gardeck, Ian	1	1	2.82	17	0	0	0	0	0	22.1	16	8	7	0	2	17	0	23	0	5	1.79	3	1.48	.216	74	97	3	6	1
Gregorio, Joan	2	0	1.42	4	4	0	0	0	0	19.0	15	4	3	0	1	1	0	25	0	0	0.32	1	0.84	.217	69	71	0	0	0
Johnson, Stephen	1	1	5.32	19	0	0	0	3	3	23.2	25	15	14	2	2	10	0	30	0	4	1.35	1	1.48	.266	94	107	1	7	2
Law, Derek	0	3	2.38	18	0	0	0	3	4	34.0	27	12	9	1	1	10	3	46	0	4	0.84	1	1.09	.211	128	141	1	5	8
* Lujan, Matthew	0	0	7.04	2	2	0	0	0	0	7.2	15	6	6	1	0	1	0	6	0	0	2.50	1	2.09	.429	35	36	0	0	0
* McVay, Mason	1	1	4.11	19	0	0	0	0	1	30.2	25	14	14	1	4	7	1	31	0	2	2.00	2	1.04	.227	110	124	0	3	4
Mizenko, Tyler	1	1	0.79	21	0	0	0	12	13	22.2	11	2	2	0	0	12	1	20	0	1	3.18	4	1.01	.145	76	89	0	20	0
* Okert, Steven	1	1	3.10	14	0	0	0	0	0	20.1	18	14	7	1	1	13	0	16	0	0	1.00	2	1.52	.228	79	96	1	4	2
Reyes, Jose	1	3	9.53	6	6	0	0	0	0	17.0	17	19	18	2	4	15	0	11	0	5	1.35	0	1.88	.258	66	87	1	0	0
Schumer, Justin	1	4	8.06	9	5	0	0	0	0	22.1	28	21	20	0	5	12	1	7	0	4	1.89	3	1.79	.322	87	107	2	1	1
Stratton, Chris	5	2	3.59	8	8	1	0	0	0	47.2	40	19	19	3	2	17	0	49	0	1	1.18	1	1.20	.234	171	193	1	0	0
Team Total	27	22	3.69	50	50	1	4	19	23	441.1	380	209	181	19	29	180	11	427	0	31	1.55	31	1.27	.233	1629	1869	14	48	20

KEY: * - lefthanded hitter/pitcher, # - switch hitter