











# MINOR LEAGUE REPORT

THROUGH GAMES OF FRIDAY, MAY 27

	Team	Level	Record	Yesterday's Scores	Streak/Last 10	Next Game
	Toledo Mud Hens	Triple-A	21-25, 4th, 4.5 GB in International League West Division	W, 8-0 vs. Buffalo	W2/5-5	5/28 vs. Buffalo 7:05 p.m.
	Erie SeaWolves	Double-A	18-29, 5th, 16.0 GB in Eastern League Western Division	L, 7-6 vs. Richmond	L4/2-8	5/28 vs. Richmond 6:35 p.m.
	Lakeland Flying Tigers	Single-A	26-22, 3rd, 3.5 GB in Florida State League North Division (1st Half)	L, 2-1 (10) vs. Clearwater	L2/4-6	5/28 vs. Clearwater 6 p.m.
	West Michigan Whitecaps	Single-A	25-19, T2nd, 3.0 GB in Midwest League Eastern Division (1st Half)	W, 3-2 vs. Dayton	W3/7-3	5/28 vs. Dayton 7 p.m.
	Connecticut Tigers	Rookie	Season begins June 17			
	GCL Tigers-East	Rookie	Season begins June 24			
	GCL Tigers-West	Rookie	Season begins June 24			
	DSL Tigers	DSL	Season begins June 4			

## Minor League Highlights from Friday

- Triple A Toledo blanked Buffalo, 8-0. John Hicks hit a two-run home run, his third with the Mud Hens, while Wynton Bernard, Tyler Collins and Casey McGehee each had two hits and a RBI. Anthony Gose drove in two runs and went 1x4. Four Mud Hens pitchers combined on a six-hit shutout, led by Daniel Norris, who started and allowed four hits with one walk and struck out eight in 6.0 innings to earn the win. Angel Nesbitt, Blaine Hardy and Preston Guilmet each worked 1.0 inning.
- Double A Erie dropped a 7-6 decision vs. Richmond. Jeff McVaney had two hits, including a home run, and drove in two runs, while JaCoby Jones was 1x4 with a run scored, a triple and two RBI. Harold Castro went 2x4 with a run scored and a double.
- Single A Lakeland suffered an extra inning loss to Clearwater, 2-1 in 10 innings. Tyler Alexander turned in a quality start for Lakeland, but did not factor into the decision after allowing one run on five hits with one walk and eight strikeouts in 6.0 innings. Joey Pankake drove in the only run of the game for Lakeland with a solo home run, his seventh of the season, while A.J. Simcox was 3x5.
- Single A West Michigan scored two runs in the bottom of the ninth to rally for a 3-2 win over Dayton. Jose Azocar, David Gonzalez and Shane Zeile each had two hits in the win, while Derek Hill had a RBI. Trent Szkutnik pitched well for the Whitecaps, but received a no decision after allowing one unearned run on one hit with three walks and one strikeout in 6.1 innings. Jonathan Maciel picked up his third win of the season in relief after giving up one run on three hits with one walk and two strikeouts in 2.0 innings.

Toledo Mud Hens (21-25) 8, Buffalo Bisons (25-23) 0  
 May 27, 2016

	1	2	3	4	5	6	7	8	9	R	H	E
Buffalo	0	0	0	0	0	0	0	0	0	0	6	0
Toledo	0	1	0	1	3	3	0	0	x	8	12	0

Buffalo	AVG	AB	R	H	2B	3B	HR	RBI	BB	SO	PO	A
<a href="#">Pompey, CF</a>	.270	4	0	1	0	0	0	0	0	2	2	0
<a href="#">Burns, A, 2B</a>	.259	4	0	1	0	0	0	0	0	0	1	4
<a href="#">Brown, D, RF</a>	.222	4	0	0	0	0	0	0	0	2	1	0
<a href="#">Montero, J, DH</a>	.299	4	0	1	0	0	0	0	0	2	0	0
<a href="#">Dominguez, M, 1B</a>	.268	3	0	0	0	0	0	0	1	0	9	2
<a href="#">Ceciliani, LF</a>	.203	4	0	1	0	0	0	0	0	0	3	0
<a href="#">Adams, D, 3B</a>	.254	3	0	0	0	0	0	0	1	1	1	3
<a href="#">Sanchez, T, C</a>	.156	4	0	1	0	0	0	0	0	1	4	0
<a href="#">Mier, SS</a>	.168	3	0	1	1	0	0	0	0	1	2	2
<a href="#">Diamond, P</a>	.000	0	0	0	0	0	0	0	0	0	0	1
<a href="#">McCoy, P</a>	.000	0	0	0	0	0	0	0	0	0	0	0
<a href="#">Loup, P</a>	.000	0	0	0	0	0	0	0	0	0	0	0
<a href="#">Venditte, P</a>	.000	0	0	0	0	0	0	0	0	0	0	0
<a href="#">Antolin, P</a>	.000	0	0	0	0	0	0	0	0	0	1	0
Totals	.242	33	0	6	1	0	0	0	2	9	24	12

BATTING  
 2B: Mier (3, Norris, Da).  
 GIDP: Burns, A.  
 Team RISP: 0-for-4.  
 Team LOB: 8.

FIELDING  
 Triple Play: (Adams, D-Burns, A-Dominguez, M).

Toledo	AVG	AB	R	H	2B	3B	HR	RBI	BB	SO	PO	A
<a href="#">Machado, D, SS</a>	.241	3	1	1	0	0	0	1	1	1	3	2
<a href="#">Gose, CF</a>	.229	4	0	1	0	0	0	2	0	1	2	0
<a href="#">Huffman, 1B</a>	.321	3	1	1	0	0	0	0	1	0	10	0
<a href="#">McGehee, 3B</a>	.287	4	0	2	1	0	0	1	0	0	0	3
<a href="#">Collins, Ty, LF</a>	.200	3	2	2	0	0	1	1	1	1	0	0
<a href="#">Hicks, J, C</a>	.245	4	1	1	0	0	1	2	0	1	8	0
<a href="#">Diaz, A, 2B</a>	.247	4	1	2	1	0	0	0	0	0	1	4
<a href="#">Krizan, DH</a>	.000	4	1	0	0	0	0	0	0	0	0	0
<a href="#">Bernard, RF</a>	.250	3	1	2	0	0	0	1	0	0	3	0
<a href="#">Norris, Da, P</a>	.000	0	0	0	0	0	0	0	0	0	0	1
<a href="#">Nesbitt, P</a>	.000	0	0	0	0	0	0	0	0	0	0	0
<a href="#">Hardy, B, P</a>	.000	0	0	0	0	0	0	0	0	0	0	0
<a href="#">Guilmet, P</a>	.000	0	0	0	0	0	0	0	0	0	0	0
Totals	.242	32	8	12	2	0	2	8	3	4	27	10

BATTING  
 2B: McGehee (8, Diamond); Diaz, A (6, McCoy).  
 HR: Collins, Ty (4, 2nd inning off Diamond, 0 on, 0 out); Hicks, J (3, 6th inning off McCoy, 1 on, 0 out).  
 RBI: Collins, Ty (11); McGehee (14); Machado, D (14); Gose 2 (5); Hicks, J 2 (4); Bernard (10).  
 SF: Bernard (off McCoy).  
 GITP: Hicks, J.  
 Team RISP: 2-for-6.  
 Team LOB: 4.

BASERUNNING  
 CS: Bernard (3, 2nd base by Diamond/Sanchez, T).

FIELDING  
 DP: (Machado, D-Diaz, A-Huffman).

Buffalo	ERA	IP	H	R	ER	BB	SO	HR	BF
<a href="#">Diamond (L, 3-5)</a>	3.47	5.0	8	5	5	2	2	1	22
<a href="#">McCoy</a>	2.70	1.0	3	3	3	1	0	1	7
<a href="#">Loup</a>	0.00	0.2	1	0	0	0	1	0	3
<a href="#">Venditte</a>	3.72	0.1	0	0	0	0	1	0	1
<a href="#">Antolin</a>	2.35	1.0	0	0	0	0	0	0	3
Totals	3.43	8.0	12	8	8	3	4	2	36

Toledo	ERA	IP	H	R	ER	BB	SO	HR	BF
<a href="#">Norris, Da (W, 2-4)</a>	5.67	6.0	4	0	0	1	8	0	23
<a href="#">Nesbitt</a>	4.50	1.0	1	0	0	1	0	0	5
<a href="#">Hardy, B</a>	1.23	1.0	0	0	0	0	1	0	3

<u>Guilmet</u>	0.78	1.0	1	0	0	0	0	0	4
Totals	3.32	9.0	6	0	0	2	9	0	35

Team ER: off Buffalo 8, off Toledo 0.

BB: off Diamond 2 (Huffman, Collins, Ty); McCoy (Machado, D); off Norris, Da (Dominguez, M); Nesbitt (Adams, D).

SO: by Diamond 2 (Machado, D, Gose); Loup (Collins, Ty); Venditte (Hicks, J); by Norris, Da 8 (Adams, D, Sanchez, T, Mier, Pompey, Brown, D, Pompey, Brown, D, Montero, J); Hardy, B (Montero, J).

WP: Norris, Da 2.

Pitches-strikes: Diamond 75-47; McCoy 24-15; Loup 14-8; Venditte 7-4; Antolin 10-9; Norris, Da 96-63; Nesbitt 21-13; Hardy, B 13-10; Guilmet 11-7.

Inherited runners-scored: Venditte 1-0.

Umpires: HP: Derek Mollica. 1B: Jansen Visconti. 3B: Ryan Additon.

Official Scorer: Jeff Businger.

Weather: 83 degrees, partly cloudy.

Wind: 2 mph, L to R.

First pitch: 7:04 PM.

T: 2:27.

Att: 7,519.

Venue: Fifth Third Field.

May 27, 2016

**Compiled by MLB Advanced Media; Copyright by MLB Office of the Commissioner**

Richmond Flying Squirrels (16-31) 7, Erie SeaWolves (18-29) 6  
 May 27, 2016

	1	2	3	4	5	6	7	8	9	R	H	E
Richmond	0	0	0	3	0	0	2	2	0	7	13	0
Erie	0	0	3	0	0	0	2	1	0	6	9	1

Richmond	AVG	AB	R	H	2B	3B	HR	RBI	BB	SO	PO	A
<a href="#">Moreno, R</a> , SS	.233	5	1	2	0	0	0	0	0	0	3	2
<a href="#">Arroyo</a> , 3B	.288	5	2	3	1	0	0	1	0	0	0	2
<a href="#">Slater</a> , LF	.328	4	1	2	0	0	0	1	1	0	1	0
<a href="#">Oropesa</a> , DH	.220	5	0	1	0	0	0	0	0	3	0	0
<a href="#">Cole</a> , RF	.239	4	1	1	1	0	0	1	0	1	5	0
<a href="#">Jones, Ryd</a> , 1B	.238	4	1	1	0	0	0	1	0	0	9	1
<a href="#">Schroder</a> , CF	.271	4	1	2	0	1	0	1	0	1	4	0
<a href="#">Zambrano, E</a> , C	.250	3	0	0	0	0	0	0	1	0	5	0
<a href="#">Castillo, Al</a> , 2B	.295	4	0	1	0	0	0	0	0	0	0	5
<a href="#">Gage</a> , P	.143	0	0	0	0	0	0	0	0	0	0	0
<a href="#">Jones, Chr</a> , P	.000	0	0	0	0	0	0	0	0	0	0	0
<a href="#">Smith, J</a> , P	.000	0	0	0	0	0	0	0	0	0	0	0
<a href="#">McCormick</a> , P	.000	0	0	0	0	0	0	0	0	0	0	1
<a href="#">Rogers</a> , P	.000	0	0	0	0	0	0	0	0	0	0	0
Totals	.255	38	7	13	2	1	0	5	2	5	27	11

BATTING

2B: Cole (9, Riordan); Arroyo (12, Riordan).  
 3B: Schroder (1, Spomer).  
 RBI: Cole (16); Jones, Ryd (17); Arroyo (15); Slater (25); Schroder (15).  
 GIDP: Arroyo; Castillo, Al; Slater.  
 Team RISP: 2-for-9.  
 Team LOB: 6.

BASERUNNING

SB: Castillo, Al (3, 2nd base off Riordan/Green, A).

Erie	AVG	AB	R	H	2B	3B	HR	RBI	BB	SO	PO	A
<a href="#">Nunez, G</a> , SS	.272	1	0	0	0	0	0	0	0	1	0	1
<a href="#">a-Castro, H</a> , PH-SS	.267	4	1	2	1	0	0	0	0	0	1	4
<a href="#">McVaney</a> , RF	.302	3	2	2	1	0	1	2	2	0	3	0
<a href="#">Jones, J</a> , 3B	.326	4	1	1	0	1	0	2	1	1	1	2
<a href="#">Green, D</a> , DH	.269	4	0	0	0	0	0	1	0	0	0	0
<a href="#">Harrell, C</a> , CF	.269	4	0	1	0	0	0	0	0	1	3	0
<a href="#">Jones, C</a> , LF	.300	4	1	1	1	0	0	0	0	1	1	0
<a href="#">Green, A</a> , C	.236	4	0	1	0	0	0	1	0	1	5	0
<a href="#">Ficociello</a> , 1B	.222	4	0	0	0	0	0	0	0	0	10	0
<a href="#">Frawley</a> , 2B	.250	4	1	1	1	0	0	0	0	0	3	4
<a href="#">Riordan</a> , P	.000	0	0	0	0	0	0	0	0	0	0	2
<a href="#">Spomer</a> , P	.000	0	0	0	0	0	0	0	0	0	0	0
<a href="#">Castillo, L</a> , P	.000	0	0	0	0	0	0	0	0	0	0	0
Totals	.267	36	6	9	4	1	1	6	3	5	27	13

a-Struck out for Nunez, G in the 1st.

BATTING

2B: McVaney (12, Gage); Frawley (1, Jones, Chr); Jones, C (8, McCormick); Castro, H (5, Rogers).  
 3B: Jones, J (2, Gage).  
 HR: McVaney (5, 7th inning off Smith, J, 1 on, 2 out).  
 RBI: Jones, J 2 (14); Green, D (46); McVaney 2 (19); Green, A (16).  
 Team RISP: 3-for-10.  
 Team LOB: 6.

FIELDING

E: Frawley (1).  
 DP: 3 (Jones, J-Frawley-Ficociello; Castro, H-Frawley-Ficociello 2).

Richmond	ERA	IP	H	R	ER	BB	SO	HR	BF
<a href="#">Gage</a>	3.77	5.0	4	3	3	3	3	0	22
<a href="#">Jones, Chr</a>	6.63	1.2	1	1	1	0	1	0	6
<a href="#">Smith, J</a> (BS, 3)(W, 2-1)	6.00	0.1	1	1	1	0	1	1	2
<a href="#">McCormick</a>	6.00	1.0	2	1	1	0	0	0	5
<a href="#">Rogers</a> (S, 4)	0.00	1.0	1	0	0	0	0	0	4
Totals	3.78	9.0	9	6	6	3	5	1	39

Erie	ERA	IP	H	R	ER	BB	SO	HR	BF
<a href="#">Riordan</a>	4.70	6.2	10	5	5	1	4	0	31
<a href="#">Spomer</a> (L, 1-1)	2.13	1.1	2	2	2	1	0	0	6

<u>Castillo, L</u>	3.00	1.0	1	0	0	0	1	0	3
Totals	4.94	9.0	13	7	7	2	5	0	40

Team ER: off Richmond 6, off Erie 7.

BB: off Gage 3 (McVaney, Jones, J, McVaney); off Riordan (Slater); Spomer (Zambrano, E).

SO: by Gage 3 (Castro, H, Jones, C, Green, A); Jones, Chr (Harrell, C); Smith, J (Jones, J); by Riordan 4 (Cole, Oropesa, Oropesa, Schroder); Castillo, L (Oropesa).

Pitches-strikes: Gage 99-65; Jones, Chr 14-9; Smith, J 9-6; McCormick 23-15; Rogers 24-17; Riordan 99-69; Spomer 19-9; Castillo, L 12-8.

Inherited runners-scored: Smith, J 1-1; Spomer 2-0.

Umpires: HP: Randy Rosenberg. 1B: Sean Ryan. 3B: Chris Graham.

Official Scorer: Les Caldwell.

Weather: 78 degrees, partly cloudy.

Wind: 5 mph, L to R.

First pitch: 6:36 PM.

T: 2:49.

Att: 3,134.

Venue: Jerry Uht Park.

May 27, 2016

**Compiled by MLB Advanced Media; Copyright by MLB Office of the Commissioner**

Clearwater Threshers (29-19) 2, Lakeland Flying Tigers (26-22) 1  
 May 27, 2016

	1	2	3	4	5	6	7	8	9	10	R	H	E
Clearwater	0	0	0	0	1	0	0	0	0	1	2	11	2
Lakeland	0	0	0	0	1	0	0	0	0	0	1	7	1

Clearwater	AVG	AB	R	H	2B	3B	HR	RBI	BB	SO	PO	A
<a href="#">Kingery</a> , 2B	.274	4	0	2	1	0	0	1	1	2	0	3
<a href="#">Canelo</a> , M, SS	.213	5	0	0	0	0	0	0	0	1	2	2
<a href="#">Tocci</a> , CF	.254	5	0	1	0	0	0	0	0	2	4	0
<a href="#">Martin</a> , 1B	.249	5	1	1	0	0	1	1	0	1	8	0
<a href="#">Green</a> , Z, DH	.279	4	0	2	0	0	0	0	0	2	0	0
<a href="#">Walding</a> , 3B	.263	4	0	1	0	0	0	0	1	1	1	2
<a href="#">Lino</a> , C	.221	5	0	1	0	0	0	0	0	0	12	1
<a href="#">Sandberg</a> , RF	.247	4	1	1	0	0	0	0	0	1	2	0
<a href="#">Campbell</a> , LF	.298	4	0	2	1	0	0	0	0	2	1	0
<a href="#">Viza</a> , P	.000	0	0	0	0	0	0	0	0	0	0	0
<a href="#">Rios</a> , Y, P	.000	0	0	0	0	0	0	0	0	0	0	0
<a href="#">Rivero</a> , Al, P	.000	0	0	0	0	0	0	0	0	0	0	1
Totals	.243	40	2	11	2	0	1	2	2	12	30	9

BATTING

2B: Kingery (19, Alexander); Campbell (5, Hemmer).  
 HR: Martin (8, 10th inning off Ravenelle, 0 on, 0 out).  
 RBI: Kingery (10); Martin (31).  
 Team RISP: 1-for-7.  
 Team LOB: 11.

BASERUNNING

SB: Sandberg (6, 2nd base off Alexander/Greiner).  
 CS: Tocci (4, 2nd base by Alexander/Greiner).

FIELDING

E: Lino (6); Tocci (1).  
 DP: 2 (Kingery-Canelo, M-Martin; Rivero, Al-Canelo, M-Martin).

Lakeland	AVG	AB	R	H	2B	3B	HR	RBI	BB	SO	PO	A
<a href="#">Kivett</a> , CF	.220	4	0	0	0	0	0	0	1	2	3	0
<a href="#">Simcox</a> , SS	.265	5	0	3	0	0	0	0	0	1	2	3
<a href="#">Stewart</a> , LF	.228	4	0	0	0	0	0	0	0	2	0	0
<a href="#">Scivicque</a> , DH	.270	4	0	1	0	0	0	0	0	2	0	0
<a href="#">Gerber</a> , RF	.213	4	0	0	0	0	0	0	0	2	1	0
<a href="#">Shepherd</a> , 3B	.195	4	0	0	0	0	0	0	0	3	0	0
<a href="#">Pankake</a> , 2B	.218	4	1	1	0	0	1	1	0	0	5	3
<a href="#">Greiner</a> , C	.296	3	0	1	0	0	0	0	1	0	12	1
<a href="#">Hinkle</a> , 1B	.252	4	0	1	1	0	0	0	0	1	7	0
<a href="#">Alexander</a> , P	.000	0	0	0	0	0	0	0	0	0	0	1
<a href="#">Hemmer</a> , P	.000	0	0	0	0	0	0	0	0	0	0	0
<a href="#">Ravenelle</a> , P	.000	0	0	0	0	0	0	0	0	0	0	0
Totals	.240	36	1	7	1	0	1	1	2	13	30	8

BATTING

2B: Hinkle (10, Viza).  
 HR: Pankake (7, 5th inning off Viza, 0 on, 0 out).  
 RBI: Pankake (19).  
 GIDP: Hinkle; Simcox.  
 Team RISP: 0-for-7.  
 Team LOB: 7.

BASERUNNING

SB: Simcox (5, 2nd base off Rios, Y/Lino).

FIELDING

E: Greiner (2).

Clearwater	ERA	IP	H	R	ER	BB	SO	HR	BF
<a href="#">Viza</a>	2.68	6.0	6	1	1	0	11	1	23
<a href="#">Rios</a> , Y	1.59	2.0	1	0	0	1	1	0	8
<a href="#">Rivero</a> , Al (W, 3-1)	1.14	2.0	0	0	0	1	1	0	7
Totals	2.91	10.0	7	1	1	2	13	1	38

Lakeland	ERA	IP	H	R	ER	BB	SO	HR	BF
<a href="#">Alexander</a>	1.66	6.0	5	1	1	1	8	0	24
<a href="#">Hemmer</a>	0.00	2.0	3	0	0	1	1	0	10
<a href="#">Ravenelle</a> (L, 2-1)	3.60	2.0	3	1	1	0	3	1	9

Totals 3.51 10.0 11 2 2 2 12 1 43

Team ER: off Clearwater 1, off Lakeland 2.

BB: off Rios, Y (Greiner); Rivero, Al (Kivett); off Alexander (Walding); Hemmer (Kingery).

SO: by Viza 11 (Kivett, Stewart, Scivicque, Gerber, Shepherd, Gerber, Shepherd, Kivett, Simcox, Stewart, Scivicque); Rios, Y (Shepherd); Rivero, Al (Hinkle); by Alexander 8 (Kingery, Canelo, M, Tocci, Martin, Green, Z, Campbell, Kingery, Campbell);

Hemmer (Sandberg); Ravenelle 3 (Tocci, Green, Z, Walding).

HB: Green, Z (by Alexander).

Pitches-strikes: Viza 103-70; Rios, Y 32-18; Rivero, Al 27-17; Alexander 87-59; Hemmer 34-19; Ravenelle 30-21.

Umpires: HP: Ben Sontag. 1B: J.C. Velez.

Official Scorer: Ed Luteran.

Weather: 86 degrees, partly cloudy.

Wind: 9 mph, L to R.

First pitch: 6:01 PM.

T: 2:48.

Att: 1,011.

Venue: Henley Field.

May 27, 2016

**Compiled by MLB Advanced Media; Copyright by MLB Office of the Commissioner**

West Michigan Whitecaps (25-19) 3, Dayton Dragons (13-35) 2  
 May 27, 2016

	1	2	3	4	5	6	7	8	9	R	H	E
Dayton	0	0	0	0	0	0	1	1	0	2	4	1
West Michigan	0	0	0	0	0	0	0	1	2	3	8	1

None out when winning run scored.

Dayton	AVG	AB	R	H	2B	3B	HR	RBI	BB	SO	PO	A
Shields, CF	.282	3	0	0	0	0	0	1	0	0	2	0
Vargas, 2B	.195	4	1	1	0	0	0	0	0	0	1	4
Garcia, K, LF	.231	3	0	0	0	0	0	0	1	0	1	0
Vasquez, 1B	.234	3	0	1	0	0	0	1	1	0	12	1
Charlton, DH	.204	3	0	0	0	0	0	0	1	0	0	0
Bell, 3B	.211	3	0	1	0	0	0	0	1	0	0	1
Medina, RF	.184	4	0	0	0	0	0	0	0	2	2	0
Trees, C	.165	4	1	1	1	0	0	0	0	1	6	1
Gonzalez, L, SS	.223	3	0	0	0	0	0	0	0	1	0	5
Orewiler, P	.000	0	0	0	0	0	0	0	0	0	0	1
Sullivan, P	.000	0	0	0	0	0	0	0	0	0	0	0
Kivel, P	.000	0	0	0	0	0	0	0	0	0	0	0
Totals	.221	30	2	4	1	0	0	2	4	4	24	13

BATTING

2B: Trees (4, Maciel).  
 RBI: Vasquez (27); Shields (8).  
 SF: Shields (off Maciel).  
 Team RISP: 1-for-7.  
 Team LOB: 6.

BASERUNNING

CS: Bell (4, 2nd base by Szkutnik/Perez, A).

FIELDING

E: Bell (10).

West Michigan	AVG	AB	R	H	2B	3B	HR	RBI	BB	SO	PO	A
Hill, CF	.238	3	0	0	0	0	0	1	1	1	4	0
Gonzalez, D, SS	.281	4	0	2	0	0	0	0	0	0	2	5
Maddox, 2B	.316	4	0	1	1	0	0	0	0	0	3	2
Allen, 1B	.253	4	0	0	0	0	0	0	0	1	10	0
Zeile, DH	.232	4	1	2	1	0	0	0	0	1	0	0
Azocar, RF	.308	4	1	2	0	0	0	0	0	1	2	0
Perez, A, C	.238	3	0	0	0	0	0	0	0	1	4	1
Fuentes, S, 3B	.169	3	0	0	0	0	0	0	0	1	0	3
Gibson, LF	.223	3	1	1	0	1	0	0	0	1	2	0
Szkutnik, P	.000	0	0	0	0	0	0	0	0	0	0	1
Verastegui, P	.000	0	0	0	0	0	0	0	0	0	0	0
Maciel, P	.000	0	0	0	0	0	0	0	0	0	0	0
Totals	.257	32	3	8	2	1	0	1	1	7	27	12

BATTING

2B: Zeile (7, Orewiler); Maddox (8, Sullivan).  
 3B: Gibson (3, Sullivan).  
 RBI: Hill (9).  
 SAC: Perez, A (off Kivel).  
 Team RISP: 1-for-6.  
 Team LOB: 7.

FIELDING

E: Gonzalez, D (4).

Dayton	ERA	IP	H	R	ER	BB	SO	HR	BF
Orewiler	2.42	7.0	5	0	0	1	5	0	26
Sullivan	3.15	0.2	2	1	1	0	0	0	4
Kivel (BS, 1)(L, 1-1)	4.82	0.1	1	2	0	0	2	0	4
Totals	4.31	8.0	8	3	1	1	7	0	34

West Michigan	ERA	IP	H	R	ER	BB	SO	HR	BF
Szkutnik	1.66	6.1	1	1	0	3	1	0	23
Verastegui	4.15	0.2	0	0	0	0	1	0	2
Maciel (W, 3-2)	6.57	2.0	3	1	1	1	2	0	10
Totals	2.97	9.0	4	2	1	4	4	0	35



Kivel pitched to 3 batters in the 9th.

Team ER: off Dayton 1, off West Michigan 1.

BB: off Orewiler (Hill); off Szkutnik 3 (Bell, Garcia, K, Charlton); Maciel (Vasquez).

SO: by Orewiler 5 (Perez, A, Fuentes, S, Gibson, Hill, Azocar); Kivel 2 (Allen, Zeile); by Szkutnik (Gonzalez, L); Verastegui (Medina); Maciel 2 (Medina, Trees).

WP: Kivel; Maciel 2.

Pitches-strikes: Orewiler 87-57; Sullivan 10-7; Kivel 12-9; Szkutnik 79-44; Verastegui 7-4; Maciel 44-27.

Inherited runners-scored: Kivel 1-0; Verastegui 3-0.

Ejections: West Michigan Whitecaps Manager Andrew Graham ejected by 1B umpire Jesse Gonzalez (8th)

Umpires: HP: Mac Dietz. 1B: Jesse Gonzalez.

Official Scorer: Mike Dean.

Weather: 80 degrees, cloudy.

Wind: 7 mph, Out to LF.

First pitch: 7:03 PM.

T: 2:34 (:44 delay).

Att: 3,731.

Venue: Fifth Third Ballpark.

May 27, 2016

**Compiled by MLB Advanced Media; Copyright by MLB Office of the Commissioner**

Detroit Tigers

Individual Statistics As of: 05/28/2016 10:46 AM GMT

W-L Record: 24-23

Choose a highlighted category to sort. NOTE: Rate stats do not use qualifiers.

		GI ---GAMES BY POSITION---																													
BATTERS		AVG	G	AB	R	H	2B	3B	HR	RBI	TB	BB	IBB	SO	SB	CS	OBP	SLG	OPS	SF	SAC	HBP	DP	1B	2B	3B	SS	OF	C	E	
	<a href="#">Aviles, Mike</a>	.150	18	40	5	6	1	0	0	1	7	2	0	13	0	1	.209	.175	.384	0	1	1	0	0	4	3	3	4	0	2	
	<a href="#">Cabrera, Miguel</a>	.316	47	177	27	56	9	1	11	31	100	22	3	29	0	0	.393	.565	.958	1	0	1	5	42	0	1	0	0	0	2	
	<a href="#">Castellanos, Nick</a>	.341	45	167	23	57	12	1	10	32	101	9	0	38	1	1	.369	.605	.974	3	0	0	1	0	0	44	0	0	0	4	
*	<a href="#">Collins, Tyler</a>	.100	10	20	0	2	1	0	0	1	3	0	0	6	0	0	.100	.150	.250	0	0	0	0	0	0	0	0	0	8	0	0
*	<a href="#">Gose, Anthony</a>	.209	30	91	11	19	2	2	2	7	31	9	0	38	0	1	.287	.341	.628	0	0	1	1	0	0	0	0	30	0	0	
	<a href="#">Iglesias, Jose</a>	.217	43	143	18	31	4	0	1	9	38	9	1	20	3	0	.263	.266	.529	0	1	0	4	0	0	0	43	0	0	1	
	<a href="#">Kinsler, Ian</a>	.314	44	188	41	59	10	1	10	24	101	11	0	30	4	2	.360	.537	.897	1	0	3	1	0	44	0	0	0	0	2	
	<a href="#">Martinez, J.D.</a>	.260	46	181	27	47	9	2	10	26	90	19	0	49	0	1	.333	.497	.831	2	0	2	7	0	0	0	0	46	0	4	
#	<a href="#">Martinez, Victor</a>	.335	46	164	19	55	11	0	6	27	84	12	2	17	0	0	.385	.512	.898	1	0	2	3	4	0	0	0	0	0	0	
	<a href="#">Maybin, Cameron</a>	.528	10	36	10	19	1	0	1	7	23	4	0	4	4	2	.575	.639	1.214	0	1	0	0	0	0	0	0	10	0	1	
	<a href="#">McCann, James</a>	.157	20	70	2	11	0	0	1	8	14	3	0	22	0	0	.203	.200	.403	0	0	1	3	0	0	0	0	0	20	0	
*	<a href="#">Moya, Steven</a>	.281	9	32	0	9	2	2	0	2	15	1	0	10	0	0	.303	.469	.772	0	0	0	0	0	0	0	0	8	0	1	
#	<a href="#">Romine, Andrew</a>	.100	28	20	0	2	0	1	0	2	4	4	0	7	1	0	.250	.200	.450	0	0	0	0	2	1	14	4	5	0	2	
#	<a href="#">Saltalamacchia, Jarrod</a>	.198	31	91	12	18	4	1	7	19	45	11	0	41	0	0	.284	.495	.779	0	0	0	0	1	0	0	0	0	26	3	
	<a href="#">Upton, Justin</a>	.224	44	170	19	38	10	0	2	10	54	11	1	68	1	0	.269	.318	.587	1	0	0	5	0	0	0	0	43	0	1	
1	<a href="#">Wilson, Bobby</a>	.154	5	13	0	2	0	0	0	2	2	1	0	3	0	0	.200	.154	.354	1	0	0	1	0	0	0	0	0	5	0	
	Team Total	.267	47	1620	215	433	76	11	61	208	714	128	7	403	14	8	.323	.441	.764	10	3	11	31							26	
PITCHERS		W	L	ERA	G	GS	CG	SHO	SV	SVO	IP	H	R	ER	HR	HB	BB	IBB	SO	BK	WP	GO/AO	DP	WHIP	AVG	AB	TBF	SF	GF	HLD	
*	<a href="#">Boyd, Matt</a>	0	0	0.00	1	0	0	0	0	0	4.2	2	0	0	0	0	3	0	2	0	0	2.33	1	1.07	.143	14	17	0	1	0	
	<a href="#">Farmer, Buck</a>	0	0	2.16	5	0	0	0	0	0	8.1	6	2	2	1	1	3	0	10	0	1	0.86	2	1.08	.207	29	33	0	2	0	
	<a href="#">Fulmer, Michael</a>	4	1	3.97	6	6	0	0	0	0	34.0	36	16	15	5	1	11	1	36	0	0	1.21	4	1.38	.269	134	146	0	0	0	
	<a href="#">Greene, Shane</a>	1	2	6.28	4	3	0	0	1	1	14.1	11	10	10	0	1	9	0	11	0	0	0.71	2	1.40	.216	51	61	0	1	0	
*	<a href="#">Hardy, Blaine</a>	0	0	2.45	6	0	0	0	0	0	7.1	6	3	2	1	0	2	0	5	0	0	0.70	0	1.09	.214	28	30	0	3	0	
	<a href="#">Kensing, Logan</a>	0	0	1.93	3	0	0	0	0	0	4.2	8	1	1	0	0	2	0	1	0	0	2.33	3	2.14	.421	19	21	0	0	0	
	<a href="#">Lowe, Mark</a>	1	2	6.61	19	0	0	0	0	1	16.1	16	12	12	4	1	7	1	16	0	1	1.58	0	1.41	.267	60	71	3	4	8	
*	<a href="#">Norris, Daniel</a>	0	0	0.00	1	0	0	0	0	0	1.0	0	0	0	0	0	1	0	0	0	0	0.50	0	1.00	.000	3	4	0	1	0	
	<a href="#">Pelfrey, Mike</a>	0	4	5.55	9	9	0	0	0	0	47.0	67	34	29	10	0	18	0	26	0	2	1.50	8	1.81	.347	193	216	4	0	0	
	<a href="#">Rodriguez, Francisco</a>	0	0	3.86	20	0	0	0	14	15	18.2	17	8	8	2	0	6	1	17	0	0	1.18	0	1.23	.246	69	77	2	19	0	
*	<a href="#">Ryan, Kyle</a>	1	1	3.32	19	0	0	0	0	1	19.0	21	7	7	1	1	3	0	9	0	0	1.56	5	1.26	.300	70	75	1	3	2	
	<a href="#">Sanchez, Anibal</a>	3	6	6.04	10	10	0	0	0	0	53.2	58	41	36	11	2	27	0	48	1	4	0.73	6	1.58	.275	211	242	0	0	0	
	<a href="#">Saupold, Warwick</a>	1	0	0.00	3	0	0	0	0	0	4.1	3	0	0	0	0	2	0	6	0	0	6.00	0	1.15	.188	16	18	0	2	0	
	<a href="#">VerHagen, Drew</a>	1	0	7.11	19	0	0	0	0	0	19.0	28	15	15	3	1	7	1	10	0	1	1.75	2	1.84	.346	81	90	1	4	2	
	<a href="#">Verlander, Justin</a>	4	4	4.02	10	10	1	0	0	0	65.0	53	29	29	8	2	22	0	70	0	4	0.60	4	1.15	.225	236	264	3	0	0	
	<a href="#">Wilson, Alex</a>	0	0	4.24	17	0	0	0	0	0	17.0	16	9	8	1	0	5	2	14	0	1	0.71	0	1.24	.250	64	71	2	3	4	
*	<a href="#">Wilson, Justin</a>	1	1	4.42	22	0	0	0	0	1	18.1	19	10	9	1	0	4	1	25	0	1	2.75	2	1.25	.260	73	78	0	3	11	
	<a href="#">Zimmermann, Jordan</a>	7	2	2.52	9	9	0	0	0	0	60.2	58	20	17	6	0	11	0	40	0	1	0.83	6	1.14	.247	235	246	0	0	0	
	Team Total	24	23	4.35	47	47	1	1	15	19	413.1	425	217	200	54	10	143	7	346	1	16	1.40	45	1.37	.268	1586	1760	16	46	27	

KEY: \* - lefthanded hitter/pitcher, # - switch hitter



Choose a highlighted category to sort. NOTE: Rate stats do not use qualifiers.

BATTERS	AVG	G	AB	R	H	2B	3B	HR	RBI	TB	BB	IBB	SO	SB	CS	OBP	SLG	OPS	SF	SAC	HBP	DP	GI ---GAMES BY POSITION---									
																							1B	2B	3B	SS	OF	C	E			
<a href="#">Bortnick, Tyler</a>	.284	18	67	9	19	3	0	4	17	34	6	0	15	3	0	.342	.507	.850	2	1	1	0	0	3	10	0	5	0	2			
* <a href="#">Castro, Harold</a>	.267	29	101	16	27	5	0	1	6	35	3	0	15	3	2	.288	.347	.635	0	1	0	4	0	17	8	3	0	0	1			
* <a href="#">Eaves, Kody</a>	.207	30	87	15	18	7	3	2	11	37	16	0	35	3	1	.337	.425	.762	0	2	1	0	0	21	4	0	0	0	6			
# <a href="#">Ficociello, Dominic</a>	.222	42	153	18	34	5	2	1	11	46	17	1	41	2	1	.308	.301	.609	0	0	2	2	30	0	3	0	10	0	3			
<a href="#">Frawley, Casey</a>	.250	1	4	1	1	1	0	0	2	0	0	0	0	0	0	.250	.500	.750	0	0	0	0	0	1	0	0	0	0	1			
<a href="#">Gonzalez, Alberto</a>	.258	24	97	10	25	4	0	1	6	32	2	0	5	1	0	.287	.330	.617	0	1	2	6	0	5	15	1	0	0	2			
<a href="#">Green, Austin</a>	.236	30	110	9	26	5	0	3	16	40	5	0	15	0	0	.280	.364	.643	1	0	2	3	0	0	0	0	0	29	7			
* <a href="#">Green, Dean</a>	.269	47	182	23	49	8	0	9	46	84	16	0	31	2	0	.330	.462	.792	5	0	3	7	13	0	0	0	0	0	1			
<a href="#">Harrell, Connor</a>	.269	31	108	16	29	5	0	4	14	46	7	0	35	1	2	.336	.426	.762	0	0	4	2	0	0	0	0	31	0	2			
<a href="#">Hicks, John</a>	.388	14	49	7	19	1	1	1	4	25	4	0	9	1	0	.426	.510	.936	1	0	0	2	2	0	0	0	0	11	1			
* <a href="#">Jones, Corey</a>	.300	18	70	10	21	8	0	2	13	35	6	1	9	1	0	.367	.500	.867	1	0	2	1	3	3	3	0	8	0	1			
<a href="#">Jones, JaCoby</a>	.326	10	43	5	14	3	2	3	14	30	3	0	13	1	0	.375	.698	1.073	1	0	1	0	0	0	5	0	5	0	0			
* <a href="#">Krizan, Jason</a>	.273	42	165	25	45	12	2	6	27	79	18	1	15	1	0	.339	.479	.817	3	0	0	1	0	0	0	0	39	0	1			
<a href="#">Longley, Drew</a>	.136	7	22	3	3	1	0	0	4	2	0	8	0	0	0	.208	.182	.390	0	0	0	0	0	0	0	0	0	6	1			
<a href="#">McVaney, Jeff</a>	.302	46	169	34	51	12	4	5	19	86	28	0	17	6	5	.420	.509	.928	1	0	7	4	0	0	0	0	46	0	4			
# <a href="#">Nunez, Gustavo</a>	.272	44	180	28	49	6	0	0	13	55	19	0	35	5	5	.343	.306	.649	1	1	1	2	0	0	0	44	0	0	8			
<a href="#">Remes, Tim</a>	.250	2	8	2	2	1	0	1	3	6	0	0	2	0	0	.250	.750	1.000	0	0	0	1	0	0	0	0	0	2	1			
Team Total	.267	47	1615	231	432	87	14	43	220	676	152	3	300	30	16	.337	.419	.756	16	6	26	35								45		
PITCHERS	W	L	ERA	G	GS	CG	SHO	SV	SVO	IP	H	R	ER	HR	HB	BB	IBB	SO	BK	WP	GO/AO	DP	WHIP	AVG	AB	TBF	SF	GF	HLD			
<a href="#">Alaniz, Ruben</a>	0	3	5.29	13	0	0	0	1	5	17.0	16	10	10	0	2	7	2	23	0	1	2.11	1	1.35	.239	67	76	0	4	2			
<a href="#">Castillo, Lendy</a>	1	1	3.00	19	0	0	0	0	0	21.0	17	9	7	1	1	9	0	20	3	4	0.86	3	1.24	.221	77	88	1	7	4			
<a href="#">Collier, Tommy</a>	3	3	3.91	9	9	0	0	0	0	46.0	48	23	20	5	0	16	0	27	0	1	0.76	5	1.39	.271	177	195	1	0	0			
<a href="#">Crotta, Michael</a>	0	0	4.50	2	0	0	0	0	0	2.0	4	2	1	0	0	0	0	2	0	0	1.00	0	2.00	.400	10	10	0	0	0			
* <a href="#">Crouse, Matt</a>	0	2	3.86	11	3	0	0	0	0	32.2	29	15	14	1	1	12	0	20	0	3	0.51	1	1.26	.238	122	139	2	2	0			
* <a href="#">Fernandez, Anthony</a>	0	0	3.60	2	2	0	0	0	0	10.0	9	4	4	1	0	2	0	5	1	0	0.50	0	1.10	.237	38	40	0	0	0			
<a href="#">Garrido, Santiago</a>	0	1	6.75	9	0	0	0	0	0	17.1	22	14	13	3	1	9	1	23	0	5	0.93	2	1.79	.310	71	82	0	3	0			
<a href="#">Harrell, Lucas</a>	2	1	3.28	5	5	0	0	0	0	24.2	24	11	9	1	1	14	0	16	0	2	2.06	3	1.54	.253	95	110	0	0	0			
<a href="#">Hemmer, Gabe</a>	1	0	5.21	13	0	0	0	0	0	19.0	17	14	11	0	0	13	0	18	0	1	2.36	4	1.58	.236	72	85	0	3	1			
<a href="#">Jaye, Myles</a>	1	4	4.72	9	9	1	0	0	0	47.2	54	28	25	5	0	16	1	40	0	5	1.15	4	1.47	.278	194	211	0	0	0			
<a href="#">Kubitza, Austin</a>	1	1	4.66	2	2	0	0	0	0	9.2	10	5	5	0	0	5	0	5	0	1	1.88	1	1.55	.263	38	43	0	0	0			
<a href="#">Lara, Confesor</a>	1	2	9.22	9	1	0	0	0	1	13.2	19	14	14	2	0	4	0	12	0	1	1.08	0	1.68	.345	55	62	3	0	1			
* <a href="#">Mantiply, Joe</a>	1	1	3.15	20	0	0	0	0	1	20.0	18	10	7	0	0	7	0	20	0	2	1.29	2	1.25	.243	74	84	3	6	5			
<a href="#">Riordan, Cory</a>	3	3	4.70	10	10	0	0	0	0	59.1	67	33	31	6	1	11	0	42	0	1	0.94	6	1.31	.291	230	245	3	0	0			
<a href="#">Smith, Brennan</a>	0	1	14.79	4	4	0	0	0	0	14.0	24	23	23	8	3	9	0	6	0	2	0.79	2	2.36	.375	64	76	0	0	0			
<a href="#">Spomer, Kurt</a>	1	1	2.13	19	0	0	0	0	3	25.1	22	7	6	1	0	5	0	25	0	1	1.81	5	1.07	.244	90	97	0	2	1			
* <a href="#">Turley, Josh</a>	0	2	9.00	2	2	0	0	0	0	9.0	16	9	9	4	0	2	0	4	0	0	0.44	0	2.00	.381	42	45	1	0	0			
<a href="#">Valdez, Jose</a>	2	1	7.04	7	0	0	0	0	0	7.2	11	7	6	1	0	7	0	8	0	2	0.75	1	2.35	.344	32	40	1	5	0			
<a href="#">Voelker, Paul</a>	1	2	6.43	16	0	0	0	4	5	14.0	17	10	10	2	0	9	0	21	0	1	1.00	1	1.86	.333	51	63	1	14	0			
Team Total	18	29	4.94	47	47	1	3	5	15	410.0	444	248	225	41	10	157	4	337	4	33	1.26	41	1.47	.278	1599	1791	16	46	14			

KEY: \* - lefthanded hitter/pitcher, # - switch hitter

Lakeland Flying Tigers Individual Statistics As of: 05/27/2016 08:58 PM EDT

W-L Record: 26-22

Choose a highlighted category to sort. NOTE: Rate stats do not use qualifiers.

																			GI ---GAMES BY POSITION---											
BATTERS		AVG	G	AB	R	H	2B	3B	HR	RBI	TB	BB	IBB	SO	SB	CS	OBP	SLG	OPS	SF	SAC	HBP	DP	1B	2B	3B	SS	OF	C	E
	<a href="#">Frawley, Casey</a>	.311	19	74	9	23	6	0	4	13	41	3	0	16	0	0	.338	.554	.892	0	0	0	1	0	7	5	2	0	0	0
*	<a href="#">Gerber, Mike</a>	.213	47	188	21	40	10	1	5	24	67	13	0	63	0	1	.271	.356	.627	0	0	2	2	0	0	0	0	40	0	0
	<a href="#">Greiner, Grayson</a>	.296	28	98	13	29	6	0	0	10	35	11	0	25	0	0	.373	.357	.730	0	1	1	0	0	0	0	0	0	25	2
*	<a href="#">Hinkle, Wade</a>	.252	42	151	20	38	10	0	4	18	60	9	0	34	0	0	.302	.397	.700	0	0	2	7	42	0	0	0	0	0	4
	<a href="#">Kivett, Ross</a>	.220	45	168	18	37	6	2	4	16	59	25	0	38	6	3	.327	.351	.678	1	1	2	1	0	0	0	0	45	0	1
	<a href="#">Maybin, Cameron</a>	.231	4	13	3	3	2	0	0	0	5	2	0	2	1	0	.333	.385	.718	0	0	0	0	0	0	0	0	2	0	0
	<a href="#">Pankake, Joey</a>	.218	42	156	23	34	6	0	7	19	61	16	0	46	0	0	.290	.391	.681	3	0	1	1	0	36	0	0	0	0	1
#	<a href="#">Pirtle, Brett</a>	.222	3	9	1	2	0	0	0	2	1	0	2	0	0	0	.300	.222	.522	0	0	0	2	0	3	0	0	0	0	0
	<a href="#">Powell, Curt</a>	.182	6	22	0	4	1	0	0	2	5	1	0	7	0	0	.250	.227	.477	0	0	1	1	4	0	2	0	0	0	1
	<a href="#">Reaves, Jared</a>	.320	8	25	4	8	1	0	1	5	12	3	0	4	0	0	.414	.480	.894	0	0	1	0	1	2	0	5	0	0	3
	<a href="#">Scivicque, Kade</a>	.270	39	152	15	41	9	1	1	19	55	9	0	42	0	0	.313	.362	.675	1	0	1	3	0	0	0	0	0	23	3
	<a href="#">Shepherd, Zach</a>	.195	43	149	21	29	6	0	4	12	47	20	0	56	0	0	.290	.315	.605	0	0	0	4	0	0	41	0	0	0	11
	<a href="#">Simcox, A.J.</a>	.265	44	181	22	48	5	3	0	10	59	9	0	40	5	3	.297	.326	.623	2	2	0	2	0	0	0	41	0	0	10
*	<a href="#">Stewart, Christin</a>	.228	48	171	27	39	9	0	14	32	90	29	0	50	2	1	.354	.526	.881	1	0	5	1	0	0	0	0	43	0	1
	<a href="#">Verlander, Ben</a>	.217	19	60	8	13	4	0	0	5	17	3	0	19	1	0	.254	.283	.537	0	0	0	1	2	0	0	0	16	0	0
	Team Total	.240	48	1617	205	388	81	7	44	185	615	154	0	444	15	8	.311	.380	.691	8	4	16	26						42	
PITCHERS		W	L	ERA	G	GS	CG	SHO	SV	SVO	IP	H	R	ER	HR	HB	BB	IBB	SO	BK	WP	GO/AO	DP	WHIP	AVG	AB	TBF	SF	GF	HLD
*	<a href="#">Alexander, Tyler</a>	4	3	1.66	10	9	0	0	0	0	54.1	44	15	10	3	2	10	0	49	0	0	2.00	6	0.99	.218	202	216	2	0	0
	<a href="#">Belisario, Johan</a>	0	2	5.82	10	0	0	0	1	1	17.0	17	11	11	1	2	10	0	14	0	1	0.35	0	1.59	.258	66	78	0	3	3
	<a href="#">Briceno, Endrys</a>	1	3	7.23	10	9	1	0	0	0	42.1	53	36	34	5	5	24	0	33	0	6	1.21	4	1.82	.319	166	199	3	0	0
	<a href="#">De La Rosa, Edgar</a>	0	1	5.09	12	0	0	0	1	3	17.2	17	12	10	4	0	7	0	18	1	1	1.00	0	1.36	.246	69	76	0	9	1
	<a href="#">Drummond, Calvin</a>	0	1	2.25	5	1	0	0	0	0	12.0	13	3	3	0	0	2	0	12	0	0	0.92	0	1.25	.271	48	50	0	1	0
	<a href="#">Ferrell, Jeff</a>	0	0	0.00	3	3	0	0	0	0	4.0	2	0	0	0	0	1	0	7	0	0	1.50	0	0.75	.143	14	15	0	0	0
*	<a href="#">Hardy, Blaine</a>	0	0	6.00	2	2	0	0	0	0	3.0	2	2	2	0	1	1	0	6	0	1	0.33	0	1.00	.167	12	14	0	0	0
	<a href="#">Hemmer, Gabe</a>	0	0	0.00	2	0	0	0	1	1	5.0	5	0	0	0	0	1	0	3	0	0	1.00	0	1.20	.250	20	21	0	1	0
	<a href="#">Jimenez, Joe</a>	0	0	0.00	17	0	0	0	10	10	17.1	5	0	0	0	2	5	0	28	0	0	0.53	1	0.58	.089	56	63	0	17	0
	<a href="#">Kubitza, Austin</a>	1	0	1.26	8	0	0	0	0	0	14.1	13	5	2	0	0	10	0	11	0	1	1.91	1	1.60	.232	56	66	0	2	1
*	<a href="#">Labourt, Jairo</a>	4	2	2.89	9	6	0	0	0	0	37.1	17	13	12	1	1	32	0	44	1	6	1.23	3	1.31	.132	129	163	0	0	0
	<a href="#">Ladwig, A.J.</a>	6	3	2.50	9	6	0	0	0	0	54.0	48	18	15	3	1	4	0	42	0	0	1.59	7	0.96	.238	202	209	1	1	0
	<a href="#">Lara, Confesor</a>	0	0	9.53	5	0	0	0	1	1	5.2	6	6	6	1	0	3	0	6	0	1	1.00	1	1.59	.273	22	25	0	4	0
	<a href="#">Lewicki, Artie</a>	2	1	3.29	3	1	0	0	0	0	13.2	12	7	5	0	1	4	0	10	0	0	1.73	1	1.17	.235	51	57	1	0	0
	<a href="#">Nesbitt, Angel</a>	0	0	2.45	3	3	0	0	0	0	3.2	2	1	1	0	0	3	0	5	0	0	4.00	1	1.36	.182	11	14	0	0	0
*	<a href="#">Norris, Daniel</a>	0	0	4.50	2	2	0	0	0	0	6.0	9	3	3	0	1	1	0	7	0	0	1.00	0	1.67	.346	26	28	0	0	0
	<a href="#">Paredes, Willy</a>	0	2	9.00	7	0	0	0	0	0	11.0	15	13	11	0	1	3	0	11	1	1	3.00	2	1.64	.349	43	50	2	0	0
	<a href="#">Ravenelle, Adam</a>	2	1	3.60	16	0	0	0	0	2	20.0	13	9	8	2	1	11	0	24	1	1	2.50	1	1.20	.181	72	84	0	5	5
*	<a href="#">Rogers, Joe</a>	0	0	0.00	1	0	0	0	0	0	1.0	1	0	0	0	0	0	0	3	0	1		0	1.00	.250	4	4	0	0	0
1	<a href="#">Smith, Gage</a>	1	0	3.32	9	0	0	0	0	1	19.0	18	7	7	1	1	4	0	16	0	1	1.16	1	1.16	.240	75	80	0	2	3
	<a href="#">Smith, Slade</a>	1	0	5.40	4	0	0	0	0	0	6.2	6	4	4	0	2	2	0	3	0	3	0.89	0	1.20	.250	24	30	2	1	0
	<a href="#">Thompson, Jeff</a>	3	0	1.95	10	4	0	0	0	0	37.0	24	13	8	0	1	20	0	33	0	2	1.06	2	1.19	.186	129	152	0	1	1
	<a href="#">Verastegui, Adenson</a>	1	1	3.38	7	0	0	0	0	0	8.0	6	3	3	0	0	9	0	11	1	3	3.33	0	1.88	.200	30	39	0	0	2
	<a href="#">Wilson, Alex</a>	0	1	8.10	2	1	0	0	0	0	3.1	7	3	3	2	0	0	0	4	0	0	1.00	1	2.10	.412	17	17	0	0	0
*	<a href="#">Ziomek, Kevin</a>	0	1	10.38	1	1	0	0	0	0	4.1	9	5	5	1	0	1	0	1	0	0	1.00	1	2.31	.450	20	21	0	0	0
	Team Total	26	22	3.51	48	48	1	3	14	19	417.2	364	189	163	24	22	168	0	401	5	29	1.71	33	1.27	.233	1564	1771	11	47	16

KEY: \* - lefthanded hitter/pitcher, # - switch hitter

Choose a highlighted category to sort. NOTE: Rate stats do not use qualifiers.

	GI ---GAMES BY POSITION---																													
	BATTERS	AVG	G	AB	R	H	2B	3B	HR	RBI	TB	BB	IBB	SO	SB	CS	OBP	SLG	OPS	SF	SAC	HBP	DP	1B	2B	3B	SS	OF	C	E
<a href="#">Allen, Will</a>	.253	43	154	14	39	14	0	1	28	56	15	1	26	0	0	.313	.364	.676	6	0	1	3	39	0	0	0	0	0	0	2
<a href="#">Azocar, Jose</a>	.308	42	156	19	48	3	4	0	16	59	7	0	41	6	4	.335	.378	.714	1	1	0	2	0	0	0	0	0	42	0	2
* <a href="#">Brown, Rashad</a>	.280	25	93	9	26	4	0	0	11	30	4	0	17	6	1	.313	.323	.636	1	1	1	3	0	0	0	0	0	24	0	2
# <a href="#">Fuentes, Steven</a>	.169	27	89	11	15	1	3	0	12	22	11	0	33	1	0	.250	.247	.497	4	1	0	1	0	0	27	0	0	0	4	
* <a href="#">Gibson, Cam</a>	.223	36	121	15	27	3	3	0	6	36	10	0	31	6	3	.288	.298	.585	0	2	1	2	0	0	0	0	33	0	3	
# <a href="#">Gonzalez, David</a>	.281	41	139	18	39	8	1	1	8	52	13	0	18	4	3	.346	.374	.721	0	3	1	6	0	11	0	30	0	0	4	
<a href="#">Hill, Derek</a>	.238	31	122	26	29	4	2	0	9	37	9	0	34	12	1	.295	.303	.599	0	1	1	1	0	0	0	0	31	0	3	
<a href="#">Laffita, Leonardo</a>	.286	12	42	5	12	4	0	1	5	19	2	0	8	0	2	.311	.452	.763	1	0	0	0	0	0	0	12	0	0	5	
* <a href="#">Lester, Josh</a>	.162	19	68	7	11	0	0	0	2	11	3	0	21	1	0	.197	.162	.359	0	0	0	0	3	0	13	0	0	0	1	
* <a href="#">Maddox, Will</a>	.316	38	152	13	48	8	2	0	15	60	4	0	28	7	1	.331	.395	.726	1	2	0	1	3	8	0	0	0	0	4	
<a href="#">Perez, Arvicent</a>	.238	18	63	5	15	3	1	0	6	20	2	0	7	0	0	.273	.317	.590	0	3	1	1	0	0	0	0	0	18	2	
# <a href="#">Pirtle, Brett</a>	.277	28	101	18	28	6	0	0	14	34	15	0	13	3	1	.378	.337	.715	1	3	2	2	0	25	0	3	0	0	2	
<a href="#">Salgado, Ismael</a>	.375	4	16	2	6	1	0	0	0	7	1	0	3	0	0	.412	.438	.849	0	0	0	0	0	0	0	0	4	0	0	
# <a href="#">Zambrano, Jose</a>	.167	5	18	0	3	0	0	0	0	3	0	0	2	0	1	.167	.167	.333	0	0	0	0	0	1	4	0	0	0	1	
<a href="#">Zeile, Shane</a>	.232	32	112	16	26	7	4	3	20	50	8	0	22	1	0	.282	.446	.729	3	0	1	3	0	0	0	0	0	27	2	
Team Total	.257	44	1446	178	372	66	20	6	152	496	104	1	304	47	17	.308	.343	.651	18	17	9	25								43
PITCHERS	W	L	ERA	G	GS	CG	SHO	SV	SVO	IP	H	R	ER	HR	HB	BB	IBB	SO	BK	WP	GO/AO	DP	WHIP	AVG	AB	TBF	SF	GF	HLD	
<a href="#">Baez, Sandy</a>	1	5	3.28	7	7	0	0	0	0	35.2	39	18	13	1	1	7	0	27	0	1	0.57	3	1.29	.279	140	148	0	0	0	
* <a href="#">Boardman, Toller</a>	3	3	1.53	11	0	0	0	1	1	29.1	24	7	5	1	1	4	0	24	0	0	0.97	1	0.95	.224	107	114	1	3	1	
<a href="#">Burrows, Beau</a>	2	3	2.70	7	6	0	0	0	0	33.1	27	10	10	0	2	6	0	26	0	5	0.82	2	0.99	.223	121	132	2	0	0	
<a href="#">Dowdy, Kyle</a>	1	0	1.01	9	2	0	0	0	0	26.2	18	4	3	0	3	5	0	26	0	2	2.40	1	0.86	.194	93	103	1	2	0	
<a href="#">Greene, Shane</a>	0	0	0.00	1	1	0	0	0	0	3.0	2	0	0	0	0	1	0	5	0	0	3.00	0	1.00	.182	11	12	0	0	0	
* <a href="#">Hall, Matt</a>	5	0	0.81	8	8	0	0	0	0	44.1	31	5	4	0	1	13	0	50	0	1	0.70	4	0.99	.197	157	173	2	0	0	
* <a href="#">Idrogo, Eudis</a>	1	2	5.49	4	4	0	0	0	0	19.2	24	15	12	1	1	3	0	10	0	2	0.69	0	1.37	.308	78	87	3	0	0	
<a href="#">Laxer, Josh</a>	0	1	4.74	13	0	0	0	1	1	19.0	22	11	10	2	2	6	0	16	0	1	1.06	4	1.47	.324	68	81	2	8	2	
<a href="#">Maciel, Jonathan</a>	3	2	6.57	12	0	0	0	0	0	24.2	38	20	18	2	0	6	0	22	0	4	1.72	1	1.78	.362	105	115	3	3	1	
<a href="#">Moreno, Gerson</a>	1	1	1.15	15	0	0	0	6	8	15.2	15	4	2	0	0	5	0	14	0	0	1.42	4	1.28	.259	58	63	0	13	1	
<a href="#">Perez, Fernando</a>	1	0	6.43	4	4	0	0	0	0	14.0	13	12	10	0	3	11	0	20	1	3	0.91	1	1.71	.241	54	68	0	0	0	
<a href="#">Shull, Jake</a>	1	0	1.31	15	0	0	0	6	6	20.2	18	5	3	0	2	5	0	16	0	2	1.87	2	1.11	.234	77	84	0	11	2	
<a href="#">Smith, Drew</a>	0	0	7.36	4	0	0	0	0	0	3.2	2	3	3	0	0	5	0	5	0	0	0.33	1	1.91	.182	11	16	0	0	1	
<a href="#">Smith, Jordan</a>	4	2	5.09	9	6	0	0	0	0	35.1	38	20	20	3	1	15	0	14	0	3	1.23	4	1.50	.279	136	155	3	1	1	
* <a href="#">Szkutnik, Trent</a>	1	0	1.66	11	4	0	0	1	1	38.0	32	10	7	0	1	12	0	26	0	2	1.02	1	1.16	.229	140	158	1	1	2	
<a href="#">Verastegui, Adenson</a>	0	0	4.15	4	0	0	0	0	0	8.2	8	5	4	0	1	3	0	7	0	1	2.17	2	1.27	.250	32	38	0	2	0	
<a href="#">Watkins, Spenser</a>	1	0	1.69	2	2	0	0	0	0	10.2	5	2	2	0	0	3	0	12	0	0	1.00	0	0.75	.135	37	40	0	0	0	
Team Total	25	19	2.97	44	44	0	2	15	17	382.1	356	151	126	10	19	110	0	320	1	27	1.35	31	1.22	.250	1425	1587	18	44	11	

KEY: \* - lefthanded hitter/pitcher, # - switch hitter