

RECORDS

The A's sported three Gold Glove Award winners in 1981, Rickey Henderson (l), Mike Norris and Dwayne Murphy.

Athletics Year-By-Year

YEAR	POS.	W	L	PCT.	GA/GB	WILD CARD	MANAGER	HOME	ROAD
1901	4	74	62	.544	-9		Connie Mack	42-24	32-38
1902	***1	83	53	.610	+5		Connie Mack	56-17	27-36
1903	2	75	60	.556	-14½		Connie Mack	44-21	31-39
1904	5	81	70	.536	-12½		Connie Mack	47-31	34-39
1905	***1	92	56	.622	+2		Connie Mack	50-23	42-33
1906	4	78	67	.538	-12		Connie Mack	48-23	30-44
1907	2	88	57	.607	-1½		Connie Mack	50-20	38-37
1908	6	68	85	.444	-22		Connie Mack	46-30	22-55
1909	2	95	58	.621	-3½		Connie Mack	49-27	46-31
1910	****1	102	48	.680	+14½		Connie Mack	57-19	45-29
1911	****1	101	50	.669	+13½		Connie Mack	54-20	47-30
1912	3	90	62	.592	-15		Connie Mack	45-32	45-30
1913	****1	96	57	.627	+6½		Connie Mack	50-26	46-31
1914	***1	99	53	.651	+8½		Connie Mack	51-24	48-29
1915	8	43	109	.283	-58½		Connie Mack	20-55	23-54
1916	8	36	117	.235	-54½		Connie Mack	23-53	13-64
1917	8	55	98	.359	-44½		Connie Mack	29-47	26-51
1918	8	52	76	.406	-24		Connie Mack	35-32	17-44
1919	8	36	104	.257	-52		Connie Mack	21-49	15-55
1920	8	48	106	.312	-50		Connie Mack	25-50	23-56
1921	8	53	100	.346	-45		Connie Mack	28-47	25-53
1922	7	65	89	.422	-29		Connie Mack	38-39	27-50
1923	6	69	83	.454	-29		Connie Mack	34-41	35-42
1924	5	71	81	.467	-20		Connie Mack	36-39	35-42
1925	2	88	64	.579	-8½		Connie Mack	51-26	37-38
1926	3	83	67	.553	-6		Connie Mack	44-27	39-40
1927	2	91	63	.591	-19		Connie Mack	50-27	41-36
1928	2	98	55	.641	-2½		Connie Mack	52-25	46-30
1929	****1	104	46	.693	+18		Connie Mack	57-16	47-30
1930	****1	102	52	.662	+8		Connie Mack	58-18	44-34
1931	***1	107	45	.704	+13½		Connie Mack	60-15	47-30
1932	2	94	60	.610	-13		Connie Mack	51-26	43-34
1933	3	79	72	.523	-19½		Connie Mack	46-29	33-43
1934	5	68	82	.453	-31		Connie Mack	34-40	34-42
1935	8	58	91	.389	-34		Connie Mack	30-42	28-49
1936	8	53	100	.346	-49		Connie Mack	31-46	22-54
1937	7	54	97	.358	-46½		Connie Mack	27-50	27-47
1938	8	53	99	.349	-46		Connie Mack	28-47	25-52
1939	7	55	97	.362	-51½		Connie Mack	28-48	27-49
1940	8	54	100	.351	-36		Connie Mack	29-42	25-58
1941	8	64	90	.416	-37		Connie Mack	36-41	28-49
1942	8	55	99	.357	-48		Connie Mack	25-51	30-48
1943	8	49	105	.318	-49		Connie Mack	27-51	22-54
1944	5	72	82	.468	-17		Connie Mack	39-37	33-45
1945	8	52	98	.347	-34½		Connie Mack	39-35	13-63
1946	8	49	105	.318	-55		Connie Mack	31-46	18-59
1947	5	78	76	.506	-19		Connie Mack	39-38	39-38
1948	4	84	70	.545	-12½		Connie Mack	36-41	48-29
1949	5	81	73	.526	-16		Connie Mack	52-25	29-48
1950	8	52	102	.338	-46		Connie Mack	29-48	23-54
1951	6	70	84	.455	-28		Jimmie Dykes	38-41	32-43
1952	4	79	75	.513	-16		Jimmie Dykes	45-32	34-43
1953	7	59	95	.383	-41½		Jimmie Dykes	27-50	32-45
1954	8	51	103	.331	-60		Eddie Joost	29-47	22-56
Phila. Totals		3886	4248	.478				2146-1896	1740-2352
1955	6	63	91	.409	-33		Lou Boudreau	33-43	30-48
1956	8	52	102	.338	-45		Lou Boudreau	22-55	30-47
1957	7	59	94	.386	-38½		Lou Boudreau (36-67) Harry Craft (23-27)	37-40	22-54
1958	7	73	81	.474	-19		Harry Craft	43-34	30-47
1959	7	66	88	.429	-28		Harry Craft	37-40	29-48
1960	8	58	96	.377	-39		Bob Elliot	34-43	24-53

YEAR	POS.	W	L	PCT.	GA/GB	WILD CARD	MANAGER	HOME	ROAD
1961	9t	61	100	.379	-47½		Joe Gordon (26-33) Hank Bauer (35-67)	33-47	28-53
1962	9	72	90	.444	-24		Hank Bauer	39-42	33-48
1963	8	73	89	.451	-31½		Ed Lopat	36-45	37-44
1964	10	57	105	.352	-42		Ed Lopat (17-35) Mel McGaha (40-70)	26-55	31-50
1965	10	59	103	.364	-43		Mel McGaha (5-21) Haywood Sullivan (54-82)	33-48	26-55
1966	7	74	86	.463	-23		Alvin Dark	42-39	32-47
1967	10	62	99	.385	-29½		Alvin Dark (52-69) Luke Appling (10-30)	37-44	25-55
K.C. Totals		829	1224	.404				452-575	377-649
1968	6	82	80	.506	-21		Bob Kennedy	44-38	38-42
1969	2	88	74	.543	-9		Hank Bauer (80-69) John McNamara (8-5) John McNamara	49-32	39-42
1970	2	89	73	.549	-9		John McNamara	49-32	40-41
1971	**1	101	60	.627	+16		Dick Williams	46-35	55-25
1972	****1	93	62	.600	+5½		Dick Williams	48-29	45-33
1973	****1	94	68	.580	+6		Dick Williams	50-31	44-37
1974	****1	90	72	.556	+5		Alvin Dark	49-32	41-40
1975	**1	98	64	.605	+7		Alvin Dark	54-27	44-37
1976	2	87	74	.540	-2½		Chuck Tanner	51-30	36-44
1977	7	63	98	.391	-38½		Jack McKeon (26-27) Bobby Winkles (37-71)	35-46	28-52
1978	6	69	93	.426	-23		Bobby Winkles (24-15) Jack McKeon (45-78)	38-42	31-51
1979	7	54	108	.333	-34		Jim Marshall	31-50	23-58
1980	2	83	79	.512	-14		Billy Martin	46-35	37-44
1981	**1	64	45	.587	+5		Billy Martin	35-21	29-24
1982	5	68	94	.420	-25		Billy Martin	36-45	32-49
1983	4	74	88	.457	-25		Steve Boros	42-39	32-49
1984	4	77	85	.475	-7		Steve Boros (20-24) Jackie Moore (57-61)	44-37	33-48
1985	4	77	85	.475	-14		Jackie Moore	43-36	34-49
1986	3t	76	86	.469	-16		Jackie Moore (29-44) Jeff Newman (2-8) Tony La Russa (45-34)	47-36	29-50
1987	3	81	81	.500	-4		Tony La Russa	42-39	39-42
1988	***1	104	58	.642	+13		Tony La Russa	54-27	50-31
1989	****1	99	63	.611	+7		Tony La Russa	54-27	45-36
1990	****1	103	59	.636	+9		Tony La Russa	51-30	52-29
1991	4	84	78	.519	-11		Tony La Russa	47-34	37-44
1992	**1	96	66	.593	+6		Tony La Russa	51-30	45-36
1993	7	68	94	.420	-26		Tony La Russa	38-43	30-51
1994	2	51	63	.447	-1		Tony La Russa	24-32	27-31
1995	4	67	77	.465	-11½	7th (-12)	Tony La Russa	38-34	29-43
1996	3	78	84	.481	-12	t6th (-10)	Art Howe	40-41 ¹	38-43
1997	4	65	97	.401	-25	11th (-31)	Art Howe	35-46	30-51
1998	4	74	88	.457	-14	7th (-18)	Art Howe	39-42	35-46
1999	2	87	75	.537	-8	2nd (-7)	Art Howe	52-29	35-46
2000	**1	91	70	.565	+½	n/a	Art Howe	47-34	44-36
2001	*2	102	60	.630	-14	1st (+17)	Art Howe	53-28	49-32
2002	**1	103	59	.636	+4	n/a	Art Howe	54-27	49-32
2003	**1	96	66	.593	+3	n/a	Ken Macha	57-24	39-42
2004	2	91	71	.562	-1	2nd (-7)	Ken Macha	52-29	39-42
2005	2	88	74	.543	-7	3rd (-7)	Ken Macha	45-36	43-38
2006	**1	93	69	.574	+4	n/a	Ken Macha	49-32	44-37
2007	4	76	86	.469	-18	-18	Bob Geren	40-41	36-45
Oakland Totals		3324	3026	.523				1799-1378	1525-1648
Athletics Totals		8039	8498	.486				4397-3849	3642-4649

* American League Wild Card Champions (1 time)

** American League Western Division Champions (14 times)

*** American League Champions (15 times: Oakland 6 times, Philadelphia 9 times)

**** World Champions (9 times: Oakland 4 times, Philadelphia 5 times)

¹ includes 2-4 record at Las Vegas

Athletics vs. The American League

YEAR	BAL	BOS	CAL	CHI	CLE	DET	MIL	MIN	NY	STL	WAS	TOTAL
1901	8-12	10-10		8-12	14-6	9-7	14-6				11-9	74-62
1902	13-6	11-9		10-10	12-8	16-4				9-10	12-6	83-53
1903		6-13		14-6	11-9	9-11			8-10	11-8	16-3	75-60
1904		9-13		14-8	10-11	12-10			9-12	11-10	16-6	81-70
1905		15-7		12-9	15-7	13-9			11-8	15-7	11-9	92-56
1906		14-8		9-12	10-12	13-6			8-13	9-11	15-5	78-67
1907		14-8		12-10	14-8	8-11			9-10	14-6	17-4	88-57
1908		12-10		9-13	6-16	8-14			14-8	8-13	11-11	68-85
1909		11-10		10-12	13-9	14-8			14-8	14-8	19-3	95-58
1910		18-4		14-8	14-7	13-9			12-9	17-5	14-6	102-48
1911		13-9		11-9	17-5	10-12			15-6	20-2	15-7	101-50
1912		7-15		10-12	14-8	13-9			17-5	16-6	13-7	90-62
1913		11-11		11-11	13-9	15-7			17-5	15-6	14-8	96-57
1914		9-12		17-5	19-3	12-9			14-8	15-7	13-9	99-53
1915		5-17		3-19	7-15	5-17			9-11	6-16	8-14	43-109
1916		6-16		4-18	4-18	4-18			7-15	5-17	6-15	36-117
1917		3-18		7-15	6-16	10-12			7-15	11-11	11-11	55-98
1918		6-13		10-11	7-13	11-9			4-8	8-10	6-12	52-76
1919		6-14		3-17	4-16	6-14			2-18	7-13	8-12	36-104
1920		9-13		6-16	6-16	10-12			3-19	8-14	6-16	48-106
1921		10-12		8-14	7-15	7-14			5-17	5-17	11-11	53-100
1922		12-10		10-12	11-11	6-16			5-17	9-13	12-10	65-89
1923		7-13		12-10	10-12	10-12			6-16	9-13	15-7	69-83
1924		10-12		11-11	11-11	11-11			8-12	13-9	7-15	71-81
1925		17-5		14-8	11-11	14-8			13-9	12-10	7-13	88-64
1926		14-8		15-6	8-14	11-11			13-9	15-7	7-12	83-67
1927		16-6		14-8	12-10	13-9			8-14	16-6	12-10	91-63
1928		18-3		16-6	16-6	14-8			6-16	16-6	12-10	98-55
1929		18-4		13-9	14-7	18-4			14-8	11-10	16-4	104-46
1930		18-4		16-6	15-7	15-7			12-10	16-6	10-12	102-52
1931		16-4		19-3	18-4	18-4			11-11	14-8	11-11	107-45
1932		18-4		15-7	12-10	15-7			8-14	16-6	10-12	94-60
1933		8-14		10-12	16-6	11-11			9-12	14-6	11-11	79-72
1934		9-12		13-9	9-13	10-12			7-15	9-12	11-9	68-82
1935		6-16		10-12	10-12	5-14			6-14	11-11	10-12	58-91
1936		9-13		7-15	9-13	5-17			6-16	11-10	6-16	53-100
1937		3-17		7-15	9-13	8-14			8-14	11-11	8-13	54-97
1938		8-14		10-12	4-18	8-14			5-16	12-9	6-16	53-99
1939		4-18		11-11	4-18	11-11			4-18	13-9	8-12	55-97
1940		4-18		6-16	8-14	11-11			9-13	8-14	8-14	54-100
1941		6-16		12-10	7-15	9-13			8-14	11-11	11-11	64-90
1942		8-14		10-12	6-16	9-13			6-16	6-16	10-12	55-99
1943		11-11		4-18	6-16	9-13			6-16	8-14	5-17	49-105
1944		11-11		13-9	10-12	11-11			9-13	9-13	9-13	72-82
1945		8-14		10-12	6-12	7-15			6-16	10-12	5-17	52-98
1946		5-17		10-12	7-15	5-17			6-16	10-12	6-16	49-105
1947		12-10		11-11	11-11	11-11			9-13	13-9	11-11	78-76
1948		10-12		16-6	6-16	10-12			10-12	18-4	14-8	84-70
1949		8-14		16-6	13-9	8-14			8-14	12-10	16-6	81-73
1950		3-19		11-11	5-17	5-17			7-15	8-14	13-9	52-102
1951		7-15		13-9	6-16	9-13			9-13	14-8	12-10	70-84
1952		10-12		11-11	9-13	17-5			9-13	14-8	9-13	79-75
1953		7-15		12-10	3-19	11-11			5-17	13-9	8-14	59-95
1954	12-10	7-15		5-17	4-18	9-13			4-18		10-12	51-103
1955	12-10	8-14		8-14	5-17	10-12			7-15		13-9	63-91
1956	7-15	10-12		8-14	5-17	6-16			4-18		12-10	52-102
1957	5-16	6-16		8-14	11-11	14-8			3-19		12-10	59-94
1958	10-12	10-12		10-12	12-10	10-12			9-13		12-10	73-81
1959	14-8	11-11		10-12	7-15	7-15			5-17		12-10	66-88
1960	9-13	9-13		7-15	7-15	12-10			7-15		7-15	58-96

YEAR	BAL	BOS	CHI	CLE	DET	KC	LAA	MIL	MIN	NYY	SEA	SEAP	TB	TEX	TOR	WAS	TOT.
1961	5-13	8-10	4-14	9-8	6-12		9-9		7-11	4-14						9-9	61-100
1962	8-10	8-10	9-9	7-11	6-12		6-12		8-10	5-13						15-3	72-90
1963	9-9	11-7	6-12	7-11	5-13		10-8		9-9	6-12						10-8	73-89
1964	5-13	6-12	2-16	8-10	7-11		6-12		9-9	6-12						8-10	57-105
1965	7-11	7-11	5-13	9-9	5-13		5-13		8-10	7-11						6-12	59-103
1966	5-11	9-9	5-13	12-6	12-6		9-9		8-10	5-13						9-9	74-86
1967	8-10	6-12	10-8	7-11	6-12		4-14		8-10	7-11						6-11	62-99
1968	9-9	10-8	8-10	12-6	5-13		13-5		10-8	8-10						7-11	82-80
1969	4-8	8-4	10-8	7-5	5-7	10-8	12-6		5-13	6-6		13-5				8-4	88-74
1970	5-7	5-7	16-2	5-7	6-6	11-7	10-8	10-8	5-13	6-6						10-2	89-73
1971	4-7	9-3	7-11	8-4	8-4	13-5	11-7	15-3	10-8	7-5					9-3		101-60
1972	6-6	3-9	8-7	10-2	8-4	11-7	10-8	8-4	9-8	9-3			11-4				93-62
1973	7-5	8-4	12-6	9-3	5-7	10-8	12-6	8-4	4-14	8-4			11-7				94-68
1974	6-6	4-8	11-7	7-5	7-5	10-8	12-6	7-5	13-5	5-7			8-10				90-72
1975	8-4	6-6	9-9	10-2	6-6	11-7	11-7	7-5	12-6	6-6			12-6				98-64
1976	8-4	8-4	9-8	8-4	6-6	9-9	12-6	7-5	7-11	6-6			7-11				87-74
1977	2-8	3-8	5-10	3-7	5-5	6-9	10-5	5-5	6-8	2-9	7-8		2-13	7-3			63-98
1978	0-11	5-5	8-7	6-4	4-6	5-10	6-9	1-9	6-9	2-8	13-2		6-9	7-4			69-93
1979	4-8	3-9	4-9	4-8	5-7	4-9	3-10	6-6	4-9	3-9	8-5		2-11	4-8			54-108
1980	5-7	3-9	7-6	6-6	6-6	7-6	10-3	5-7	7-6	4-8	8-5		7-6	8-4			83-79
1981	5-7	5-7	6-7	2-3	2-1	3-3	8-2	2-4	8-2	3-4	6-1		4-2	10-2			64-45
1982	5-7	4-8	4-9	8-4	3-9	6-7	4-9	5-7	10-3	5-7	6-7		5-8	3-9			68-94
1983	4-8	4-8	5-8	5-7	6-6	6-7	8-5	6-6	9-4	4-8	9-4		2-11	6-6			74-88
1984	6-6	5-7	7-6	5-7	3-9	8-5	6-7	8-4	5-8	4-8	8-5		8-5	4-8			77-85
1985	5-7	4-8	5-8	9-3	4-8	5-8	7-6	9-3	5-8	5-7	8-5		6-7	5-7			77-85
1986	7-5	5-7	6-7	2-10	6-6	5-8	3-10	7-5	7-6	7-5	10-3		3-10	8-4			76-86
1987	5-7	8-4	4-9	8-4	7-5	8-5	7-6	6-6	3-10	7-5	5-8		6-7	7-5			81-81
1988	8-4	9-3	8-5	8-4	8-4	5-8	9-4	9-3	8-5	6-6	9-4		8-5	9-3			104-58
1989	7-5	5-7	8-5	10-2	8-4	6-7	8-5	7-5	7-6	9-3	9-4		8-5	7-5			99-63
1990	8-4	8-4	5-8	8-4	6-6	9-4	9-4	7-5	7-6	12-0	9-4		8-5	7-5			103-59
1991	9-3	4-8	6-7	7-5	8-4	7-6	12-1	4-8	5-8	6-6	6-7		4-9	6-6			84-78
1992	6-6	7-5	8-5	6-6	6-6	9-4	8-5	5-7	8-5	6-6	12-1		9-4	6-6			96-66
1993	2-10	3-9	6-7	4-8	4-8	7-6	7-6	5-7	5-8	6-6	9-4		5-8	5-7			68-94
1994	5-7	3-9	3-6	0-6	4-5	3-7	6-3	1-4	5-2	5-7	4-3		7-3	5-1			51-63
1995	7-5	4-8	5-7	0-7	3-2	8-5	7-6	2-7	7-5	9-4	7-6		5-8	3-7			67-77
1996	4-9	5-8	7-5	6-6	8-4	7-5	7-6	5-7	7-6	3-9	8-5		7-6	4-8			78-84
1997	3-8	4-7	3-8	4-7	4-7	8-3	1-11	6-5	4-7	5-6	5-7		5-7	6-5			58-88
1998	3-8	2-9	7-4	8-3	4-7	4-7	7-5	7-4	3-8	5-7		5-6	6-6	5-6			66-80
1999	7-5	6-4	7-3	2-10	6-4	6-6	4-8		5-7	4-6	6-6		9-1	5-7	8-2		75-69
2000	8-4	5-5	3-6	6-6	4-6	8-4	8-5		7-5	3-6	9-4		7-2	5-7	7-3		80-63
2001	7-2	5-4	8-1	3-4	6-1	6-3	14-6		4-5	6-3	9-10		7-2	9-10	6-3		90-54
2002	5-4	3-6	7-2	5-2	6-1	8-1	11-9		6-3	4-5	8-11		8-1	13-6	3-6		87-57
2003	7-2	4-3	5-4	6-3	6-3	7-2	12-8		1-8	6-3	7-12		6-3	15-4	5-2		87-57
2004	7-0	1-8	7-2	3-6	5-4	7-2	9-10		5-2	2-7	11-8		7-2	11-9	6-3		81-63
2005	6-4	4-6	7-2	3-6	5-1	4-2	9-10		6-4	2-7	12-6		4-5	11-8	5-5		78-66
2006	4-2	7-3	3-3	6-3	4-5	5-4	8-11		4-6	6-3	17-2		6-3	9-10	6-4		85-59
2007	4-4	4-4	5-4	4-6	6-4	4-6	10-9		2-5	4-2	5-14		4-6	9-10	5-4		66-78
Totals		845-1034		868-998		276-228		186-159		755-1100			356-346				7926-8417
		958-913		946-1003		886-965		390-340		959-971			255-178		63-31		183-151

Note: Baltimore record also includes Milwaukee Brewers (1901) and St. Louis Browns (1902-53). Minnesota record includes Washington Senators (1901-60). New York record includes Baltimore Orioles (1901-02). Milwaukee record includes Seattle Pilots (1969). Texas record includes Washington Senators (1961-71).

Athletics vs. The National League

YEAR	ARI	ATL	CHI	CIN	COL	FLA	HOU	LA	MIL	NYM	PHI	PIT	STL	SD	SF	WAS	TOTAL
1997					1-3			1-3						3-1	2-2		7-9
1998	2-1				1-2			1-2						2-1	2-2		8-8
1999	2-1				3-0			3-0						1-2	3-3		12-6
2000	2-1				1-2			2-1						3-0	3-3		11-7
2001	3-0				3-0			2-1						2-1	2-4		12-6
2002							3-0		3-0			3-0		4-2	4-2		16-2
2003		1-2				1-2					1-2			3-3	3-0		9-9
2004			1-2	3-0								3-0	0-3		3-3		10-8
2005		2-1								2-1	2-1			4-2	0-3		10-8
2006	0-3				1-2			3-0						1-2	3-3		8-10
2007				2-1			2-1			0-3			1-2		5-1		10-8
Totals	9-6	3-3	1-2	8-1	10-9	1-2	5-1	12-7	3-0	2-4	3-3	6-0	1-5	12-7	34-28	3-3	113-81

Note: Washington record also includes Montreal Expos (2003).

Athletics in Divisional Play

YEAR	A.L. WEST			A.L. CENTRAL			A.L. EAST			NATIONAL LEAGUE		
	HOME	ROAD	TOTAL	HOME	ROAD	TOTAL	HOME	ROAD	TOTAL	HOME	ROAD	TOTAL
1969	26-19	24-21	50-40				23-13	15-21	38-34			
1970	27-18	25-20	52-38				22-14	15-21	37-35			
1971	24-21	32-13	56-34				22-14	23-12	45-26			
1972	28-13	21-21	49-34				20-16	24-12	44-28			
1973	26-19	23-22	49-41				24-12	21-15	45-27			
1974	31-14	23-22	54-36				18-18	18-18	36-36			
1975	32-13	23-22	55-35				22-14	21-15	43-29			
1976	27-18	17-27	44-45				24-12	19-17	43-29			
1977	23-22	13-31	36-53				12-24	15-21	27-45			
1978	23-21	21-25	44-46				15-21	10-26	25-47			
1979	15-24	10-29	25-53				16-26	13-29	29-55			
1980	25-14	21-18	46-32				21-21	16-26	37-47			
1981	15-11	20-6	35-17				20-10	9-18	29-28			
1982	19-20	16-23	35-43				17-25	16-26	33-51			
1983	22-17	17-22	39-39				20-22	15-27	35-49			
1984	25-14	17-22	42-36				19-23	16-26	35-49			
1985	21-16	15-26	36-42				22-20	19-23	41-43			
1986	18-20	15-24	33-44				29-16	14-26	43-42			
1987	17-22	16-23	33-45				25-17	23-19	48-36			
1988	24-15	23-16	47-31				30-12	27-15	57-27			
1989	25-14	21-18	46-32				29-13	24-18	53-31			
1990	22-17	25-14	47-31				29-13	27-15	56-28			
1991	25-14	15-24	40-38				22-20	22-20	44-40			
1992	29-10	25-14	54-24				22-20	20-22	42-42			
1993	20-19	19-20	39-39				18-24	11-31	29-55			
1994	8-5	9-4	17-9	5-14	7-11	12-25	11-13	11-16	22-29			
1995	13-7	6-13	19-20	11-15	11-16	22-31	14-12	12-14	26-26			
1996	11-9	11-8	22-17	18-12	14-17	32-29	11-20	13-18	24-38			
1997	5-13	6-12	11-25	13-14	12-16	25-30	13-15	9-18	22-33	4-4	3-5	7-9
1998	9-9	9-9	18-18	16-12	14-13	30-25	10-17	8-20	18-37	4-4	4-4	8-8
1999	11-7	4-14	15-21	16-10	10-20	26-30	17-11	17-7	34-18	8-1	4-5	12-6
2000	13-6	9-10	22-16	13-17	15-10	28-27	14-9	16-11	30-20	7-2	4-5	11-7
2001	16-13	16-13	32-26	9-7	18-7	27-14	21-6	10-8	31-14	7-2	5-4	12-6
2002	19-10	13-16	32-26	19-6	13-3	32-9	8-10	15-12	23-22	8-1	8-1	16-2
2003	20-9	14-15	34-24	12-6	13-14	25-20	19-6	9-7	28-13	6-3	3-6	9-9
2004	17-12	14-15	31-27	16-8	11-8	27-16	12-7	11-13	23-20	7-2	3-6	10-8
2005	15-14	17-10	32-24	13-8	12-7	25-15	10-12	11-15	21-27	7-2	3-6	10-8
2006	16-12	18-11	34-23	14-8	8-13	22-21	15-7	14-8	29-15	4-5	4-5	8-10
2007	12-16	12-17	24-33	14-11	7-14	21-25	9-10	12-10	21-20	5-4	5-4	10-8
Totals	774-567	1429-1257		165-169	354-317		725-595	1346-1291		67-30	113-81	

A's Record by Decade

Decade	Won-Lost	First-Place Finishes	Pennant Winners	World Series Championships
1900s	734-568 (.564)	1902, 1905	1902, 1905	None
1910s	710-774 (.478)	1910-11, 1913-14	1910-11, 1913-14	1910, 1911, 1913
1920s	770-754 (.505)	1929	1929	1929
1930s	723-795 (.476)	1930-31	1930-31	1930
1940s	638-898 (.415)	None	None	None
1950s	624-915 (.405)	None	None	None
1960s	686-922 (.427)	None	None	None
1970s	838-772 (.520)	1971-75	1972-74	1972-74
1980s	803-764 (.512)	1981, 1988-89	1988-89	1989
1990s	773-781 (.497)	1990, 1992	1990	None
2000s	740-555 (.571)	2000, 2002-03, 2006	None	None

Oakland A's Month-by-Month

Year	April	May	June	July	August	September	October
1968	8-10	13-14	17-12	15-15	16-17	13-12	-
1969	11-8	12-13	17-9	18-11	16-15	13-17	1-1
1970	8-12	17-11	17-10	15-12	13-17	18-11	1-0
1971	17-8	16-10	17-8	14-13	23-8	14-13	-
1972	7-4	18-8	18-11	16-15	14-13	18-10	2-1
1973	9-11	15-13	18-11	17-12	20-7	15-14	-
1974	10-10	17-11	14-14	20-8	15-14	14-13	0-2
1975	12-8	16-10	20-9	18-11	15-16	17-10	-
1976	9-8	12-17	15-13	17-11	17-12	16-11	1-2
1977	12-9	10-15	10-17	10-19	10-18	11-18	0-2
1978	16-5	11-15	11-18	17-13	7-21	7-20	0-1
1979	8-14	9-19	5-24	8-20	14-15	10-16	-
1980	12-8	13-13	7-21	19-10	14-14	16-11	2-2
1981	18-3	13-17	6-3	-	10-9	15-12	2-1
1982	11-11	12-16	10-18	11-15	14-15	9-17	1-2
1983	11-9	11-16	14-15	12-17	17-13	8-16	1-2
1984	14-10	9-17	15-14	10-18	14-14	15-12	-
1985	9-12	13-12	17-10	13-14	15-14	8-20	2-3
1986	11-10	12-16	7-22	14-12	17-11	13-13	2-2
1987	9-14	15-10	16-11	12-15	15-14	12-15	2-2
1988	16-7	19-8	13-14	16-12	20-9	19-7	1-1
1989	18-8	16-10	13-14	16-10	18-11	17-10	1-0
1990	14-5	18-9	15-12	17-14	18-9	20-8	1-2
1991	13-7	15-12	13-15	15-12	15-14	11-15	2-3
1992	14-8	13-14	18-9	15-11	19-10	15-12	2-2
1993	7-11	12-16	12-14	12-17	9-21	15-13	1-2
1994	7-17	8-19	17-9	15-11	4-7	-	-
1995	1-4	16-12	16-12	8-20	17-12	9-16	0-1
1996	13-12	11-16	14-15	17-10	11-19	12-12	-
1997	13-13	9-21	12-15	8-19	11-16	12-13	-
1998	12-14	10-17	15-13	11-16	15-15	11-13	-
1999	10-14	17-10	10-16	16-10	19-10	13-14	2-1
2000	12-13	15-13	18-7	13-14	11-16	21-7	1-0
2001	8-17	18-9	12-15	19-8	22-7	17-4	6-0
2002	15-11	10-17	21-7	15-12	24-4	18-8	-
2003	17-10	14-13	15-12	16-11	20-9	14-11	-
2004	11-12	15-11	17-10	15-12	20-8	12-16	1-2
2005	12-12	7-20	19-8	20-6	17-11	11-17	2-0
2006	12-12	12-17	18-8	14-13	21-6	15-13	1-0
2007	12-13	14-13	15-13	9-18	17-12	9-17	-
Totals	459-404	533-550	574-508	563-517	624-503	533-507	38-37

Franchise Monthly Records

	April	May	June	July	August	September	October
Most Wins	18 (1981, 1989)	23 (1931)	21 (1912, 2002)	26 (1931)	24 (2002)	21 (1911, 2000)	6 (2001)
Fewest Wins	1 (1901, 1951)	4 (1919)	3 (1916)	2 (1916)	3 (1943)	5 (1915)	5 (1915)
Most Losses	17 (1994, 2001)	22 (1954)	24 (1920, 1979)	28 (1916)	26 (1943, 1945, 1960)	27 (1915, 1940)	6 (1904)
Fewest Losses	3 (7 times, last: 1901)	4 (1931)	6 (1911)	6 (2005)	4 (2002)	6 (1911, 1929)	-
Highest Win Pct.	.857 (1981, 18-3)	.852 (1931, 23-4)	.760 (1911, 19-6)	.788 (1931, 26-7)	.857 (2002, 24-4)	.810 (2001, 17-4)	1.000 (12 times)
Lowest Win Pct.	.077 (1951, 1-12)	.190 (1919, 4-17)	.136 (1916, 3-19)	.067 (1916, 2-28)	.103 (1943, 3-26)	.156 (1915, 5-27)	.000 (9 times)
Most Games	27 (2003)	32 (1942)	34 (1961)	35 (1924, 1952)	40 (1938)	35 (1904, 1940)	11 (1904)
Fewest Games	4 (1901)	20 (1912)	22 (1902, 1904, 1916)	23 (1938)	24 (1903, 1904, 1915)	17 (1942)	-

NOTE: Fewest records do not include months shortened by strikes or national emergencies.

Franchise Monthly Bests

Wins	Losses	Highest Winning Percentage	Lowest Winning Percentage
26 July, 1931	28 July, 1916	.857 (24-4) August, 2002	.067 (2-28) July, 1916
25 July, 1928	27 September, 1940	.857 (18-3) April, 1981	.077 (1-12) April, 1951
24 August, 2002	27 September, 1915	.852 (23-4) May, 1931	.103 (3-26) August, 1943
24 July, 1929	26 August, 1960	.821 (23-5) August, 1914	.130 (3-20) July, 1938
23 August, 1971	26 August, 1945	.815 (22-5) May, 1929	.136 (3-19) June, 1916
23 May, 1931	26 August, 1943	.810 (17-4) September, 2001	.143 (4-24) June, 1920
23 July, 1930	25 July, 1936	.800 (20-5) May, 1910	.156 (5-27) September, 1915
23 August, 1914	25 August, 1938	.788 (26-7) July, 1931	.167 (4-20) August, 1915
22 five times	24 June, 1979	.778 (21-6) September, 1911	.167 (2-10) April, 1966
	24 June, 1920	.778 (21-6) August, 2006	.167 (2-10) April, 1935

Athletics Franchise Records

Team General

Most Games Won

Season	107 (1931)
Home	60 (1931)
Road	55 (1971)
Consecutive	20* (August 13 to September 4, 2002)
Consecutive, Home	22 (July 15-August 31, 1931)
Consecutive, Road	14 (May 3-30, 1931)
vs. One Team	20 (St. Louis, 1911)
by Shutout	27 (1907, 1909)
by One Run	33 (2004)
Month	26 (July, 1931)

Most Games Lost

Season	117* (1916)
Home	55 (1956, 1964)
Road	64* (1916)
Consecutive	20 (1916, 1943)
Consecutive, Home	13 (May 27-July 6, 1920)
Consecutive, Road	22 (July 11-August 23, 1943)
vs. One Team	19 (five times. Last: New York, 1957)
by Shutout	24 (1943)
Fewest lost by shutout	2 (1902, 1931 and 1932)
by One Run	40 (1908)
Month	28 (July, 1916)

Most Games

Season	163 (1964, 1968)
Shutout	41 (1909)
One Run	65 (1908)
Month	40 (August, 1938)

Highest Winning Percentage

Season	.704 (1931)
Home	.800 (1931)
Road	.688 (1971)
Shutout Games	.857 (1931, 12-2)
One-Run Games	.698 (1928, 30-13)
Month	.857 (August, 2002; 24-4)
	.857 (April, 1981; 18-3)
Homestand (min. 6 games)	1.000 (August 23-29, 2004; 7-0)
	1.000 (September 3-10, 2001; 7-0)
	1.000 (May 4-12, 1948; 7-0)
	1.000 (nine times, last: June 13-18, 2006; 6-0)
Roadtrip (min. 6 games)	1.000 (May 9-21, 1931; 11-0)
	1.000 (August 19-28, 2002; 10-0)
	1.000 (April 9-16, 1981; 8-0)

Lowest Winning Percentage

Season	.235* (1916)
Home	.267 (1915)
Road	.169 (1916)
Shutout Games	.045 (1919, 1-21)
One-Run Games	.256 (1916, 11-32)
Month	.067 (July, 1916; 2-28)
Homestand (min. 6 games)	.000 (August 10-16, 1956; 0-6)
	.000 (July 5-11, 1937; 0-6)
	.000 (September 27-October 2, 1920; 0-6)
Road Trip (min. 6 games)	.000 (13 times. Most losses: 0-9, September 22-October 1, 1995)

Most Players Used

Season	56 (1915)
Pitchers, Season	27 (1915)
Game, Extra Innings	30^ (vs. Chicago, September 19, 1972; 15 inn.)
Pitchers, Extra Innings	9 (vs. Seattle, September 20, 1997; 15 inn.)

Fewest Players Used

Season	19 (1905)
Pitchers, Season	7 (1905)

Length of Game

Most Innings	24 (at Boston, September 1, 1906)
	24 (vs. Detroit, July 21, 1945)
Longest Time, 9 innings	4:15 (at Tampa Bay, May 31, 2002)

Left On Base

Season, Most	1274 (2004)
Season, Fewest	925^ (1957)
Extra Inning Game, Fewest	0^ (New York, June 22, 1929; 14 inn.)

Scoring Margin

Victory	22 (vs. Detroit, May 18, 1912; 24-2)
Shutout Victory	16 (vs. Chicago, July 25, 1928)
	16 (vs. Chicago, August 29, 1937)
	16 (vs. Chicago, May 23, 1959)
	16 (vs. San Francisco, June 26, 2005)
Defeat	23 (vs. Chicago, April 23, 1955; 6-29)
	23 (vs. New York, May 24, 1936; 2-25)
Shutout Defeat	21* (New York, August 13, 1939)
Largest Deficit Overcome to Win	12^ (vs. Cleveland, June 15, 1925)

Errors

Season, Most	338 (1915)
Season, Fewest	84 (2006)
Consecutive Games, No Errors	12 (June 3-15, 2002)

Double Plays Turned

Most, Season	217^ (1949)
Game	6 (several times. Last: at Chicago, May 17, 1995)

Team Batting

Batting Average

Highest	.307 (1925)
Lowest	.223 (1908)

Slugging Percentage

Highest	.458 (2000)
Lowest	.292 (1908)

On-Base Percentage

Highest	.372 (1927)
Lowest	.281 (1908)

Most At Bats

Season	5728 (2004)
--------	-------------

Most Runs

Season	981 (1932)
Game	24 (vs. Detroit, May 18, 1912)
	24 (vs. Boston, May 1, 1929)
Game, loss	16 (at Texas, May 5, 2000; 16-17)
Game, both clubs	36* (Boston, June 29, 1950; 14-22)
Inning	13 (vs. California, July 5, 1996; 1st)
	13 (vs. Chicago, April 21, 1956; 2nd)
	13 (vs. Cleveland, June 15, 1925; 8th)
Consecutive innings, no runs	48* (Sept. 22-26, 1906)
Two consecutive games	34 (June 18-19, 2000)
	34 (June 14-15, 1969)
Three consecutive games	44 (June 17-19, 2000)
Consecutive games, one or more runs	113 (August 23, 1931 to July 8, 1932)

Most Hits

Season.....	1659 (1925)
Game, Nine Innings.....	29 (Boston, May 1, 1929)
Game, Extra Innings.....	29 (at Texas, July 1, 1979; 15 inn.)

Most Singles

Season.....	1206 (1925)
-------------	-------------

Most Doubles

Season.....	336 (2004)
-------------	------------

Most Triples

Season.....	108 (1912)
Game.....	6* (vs. Detroit, May 18, 1912)

Most Home Runs

Season.....	243 (1996)
Season, Home.....	126 (2000)
Season, Road.....	130 (1996)
Season, Grand Slam.....	14* (2000)
Season, Pinch Hit.....	8 (1970)
Season, Inside The Park.....	13 (1911)
Season, vs. One Team.....	34 (Detroit, 1957)
Season, Back-To-Back.....	13 (2000)
Players with 30 or More Home Runs.....	3 (1996, 1999, 2001)
Players with 20 or More Home Runs.....	5 (1996, 1999, 2000, 2004)
Players with 10 or More Home Runs.....	9 (2000)
Month.....	55 (June, 1996 and August, 1999)
Game.....	8 (at California, June 27, 1996)
Game, Grand Slam.....	2 (at Seattle, September 10, 2007)
Inning.....	2 (at Toronto, August 24, 2003)
3rd inning: Giambi, Young, McDonald, Canseco	4 (vs. Tampa Bay, August 1, 1999)
4th inning: Tejada, Chavez, Giambi, Jaha	4 (vs. Chicago, April 27, 2002)
3rd inning: Hatteberg, Long, Menechino	
Consecutive.....	3 (12 times)
vs. Washington, May 2, 1922 (Walker, Perkins, Miller)	
vs. Cleveland, June 18, 1930 (Simmons, Foxx, Miller)	
at St. Louis, July 17, 1934 (Johnson, Foxx, Higgins)	
vs. New York, August 19, 1962 (Cimoli, Causey, Bryan)	
vs. Minnesota, June 22, 1969 (G#1) (Kubiak, Jackson, Bando)	
vs. Kansas City, June 19, 1979 (Gross, Revering, Heath)	
at Cleveland, June 3, 1980 (Revering, Page, Armas)	
at Cleveland, May 16, 1990 (Canseco, McGwire, Hassey)	
at Cleveland, July 6, 1990 (RHenderson, Lansford, Canseco)	
at Kansas City, June 16, 2000 (Chavez, Tejada and Hernandez)	
vs. Kansas City, June 23, 2000 (Velarde, Ja Giambi, Grieve)	
vs. Texas, April 15, 2006 (Chavez, Thomas, Bradley)	
Consecutive Games with a Home Run.....	23 (July 2-27, 1996)
Two consecutive games.....	12 (June 25-27, 1996)

Most Total Bases

Season.....	2546 (1996)
Game.....	44 (at California, June 27, 1996)
44 (Boston, May 1, 1929)	

Most Extra Base Hits

Season.....	555 (2001)
-------------	------------

Most Runs Batted In

Season.....	923 (1932)
-------------	------------

Most Walks

Season.....	783 (1949)
-------------	------------

Most Strikeouts

Season.....	1181 (1997)
Game.....	19 (at Seattle, June 24, 1997)

Most Hit By Pitcher

Season.....	88 (2001)
-------------	-----------

Most Sacrifice Hits

Season.....	147 (1906)
-------------	------------

Most Sacrifice Flies

Season.....	77^ (1984)
-------------	------------

Most Grounded Into Double Plays

Season.....	170 (1950 and 2006)
-------------	---------------------

Most Stolen Bases

Season.....	341* (1976)
-------------	-------------

Team Pitching**Earned Run Average**

Lowest.....	1.79 (1910)
Highest.....	6.08 (1936)

Complete Games

Most.....	136 (1904)
Fewest.....	2 (1997)

Shutouts

Most.....	27 (1907, 1909)
Fewest.....	1* (1919, 1997)
Consecutive.....	3 (10 times. Last: August 28-31, 1996)

Saves

Most.....	64 (1988 and 1990)
Fewest.....	13 (1980)

Innings Pitched

Most.....	1489.1 (1988)
Fewest.....	1324 (1938)

Hits

Most, Season.....	1734 (1997)
Fewest, Season.....	1069 (1909)

Runs Allowed

Most, Season.....	1045 (1936)
Most, Game.....	29* (vs. Chicago, April 23, 1955)
Fewest, Season.....	408* (1909)

Earned Runs Allowed

Most.....	913 (1936)
Fewest.....	282 (1910)

Walks Allowed

Most, Season.....	827^ (1915)
Most, Game.....	18^ (Detroit, May 9, 1916)
Fewest, Season.....	366 (1904)

Strikeouts

Most, Season.....	1117 (2001)
Most, Extra Inning Game.....	26^ (vs. California, July 9, 1971; 20 inn.)
Fewest, Season.....	371 (1924)

Home Runs Allowed

Most, Season.....	220 (1964)
Most, Game.....	8 (vs. New York, June 28, 1939)
Most, Inning.....	5^ (vs. Minnesota, June 9, 1966; 7th inn.)
Most Grand Slams, Season.....	8 (1993, 1999)
Fewest, Season.....	8 (1910)
Fewest Grand Slams, Season.....	0^ (17 times. Last: 2003)

Hit Batters

Most, Season.....	81 (1911)
Fewest, Season.....	9 (1931)

Wild Pitches

Most, Season	72 (1979)
Most, Game	4 (several times)
	Last: vs. Anaheim, September 24, 1998
Fewest, Season	13 (1946)

Individual Batting

Highest Batting Average

Career	.356 (Al Simmons, 1924-32, 40-41, 44)
Season, Right Hander	.426 [^] (Nap Lajoie, 1901)
Season, Left Hander	.365 (Eddie Collins, 1911)
Season, Switch Hitter	.303 (Dave Philley, 1953)
Season, Pinch Hitter (min. 30 at bats)	.452 (Elmer Valo, 1955)
Season, Designated Hitter	.328 (Erubiel Durazo, 2004)
Season, Rookie	.334 (Socks Seybold, 1901)

Highest Slugging Percentage

Career	.640 (Jimmie Foxx, 1925-35)
Season, Right Hander	.749* (Jimmie Foxx, 1932)
Season, Left Hander	.660 (Jason Giambi, 2001)
Season, Switch Hitter	.493 (Nick Swisher, 2006)
Season, Rookie	.618 [^] (Mark McGwire, 1997)

Highest On-Base Percentage

Career	.440 (Jimmie Foxx, 1925-35)
Season, Left Hander	.477 (Jason Giambi, 2001)
Season, Right Hander	.469 (Jimmie Foxx, 1932)
Season, Switch Hitter	.381 (Nick Swisher, 2007)
Season, Rookie	.414 (Ferris Fain, 1947)

Most Games Played

Career	1795 (Bert Campaneris, 1964-76)
Season	162 (Miguel Tejada, 2001, 2002 and 2003)
	162 (Terrence Long, 2001 and 2002)
	162 (Alfredo Griffin, 1985 and 1986)
	162 (Sal Bando, 1968, 1969 and 1973)
	162 (Norm Siebern, 1962)
Season, Rookie	160 (Phil Garner, 1975)
Consecutive	594 (Miguel Tejada, June 2, 2000 to September 28, 2003)

Most At Bats

Career	7180 (Bert Campaneris, 1964-76)
Season	670 (Al Simmons, 1932)
Season, Rookie	611 (Dick Howser, 1961)
Game	11 (Irv Hall vs. Detroit, July 21, 1945)

Most Runs

Career	1270 (Rickey Henderson, 1979-84, 89-95, 98)
Season	152 (Al Simmons, 1930)
Season, Rookie	108 (Dick Howser, 1961)
Game	5 (several times. Last: Luis Polonia at Kansas City, September 9, 1988)

Most Hits

Career	1882 (Bert Campaneris, 1964-76)
Season, Right Hander	253 [^] (Al Simmons, 1925)
Season, Left Hander	214 (Doc Cramer, 1935)
Season, Switch Hitter	188 (Dave Philley, 1953)
Season, Rookie	183 (Al Simmons, 1924)
Game	6* (Danny Murphy, July 8, 1902)
	6* (Jimmie Foxx, May 30, 1930; first game, 13 inn.)
	6* (Roger Cramer, June 20, 1932)
	6* (Jimmie Foxx, July 10, 1932; 18 inn.)
	6* (Bob Johnson, June 16, 1934; second game, 11 inn.)
	6* (Roger Cramer, July 13, 1935)
	6* (Joe DeMaestri, July 8, 1955; 11 inn.)
Consecutive	8 (several times. Last: Dave Magadan, August 26-30, 1997)
Hitting Streak	.29 (Billy Lamar, May 30-June 29, 1925)

Most Singles

Career	1472 (Bert Campaneris, 1964-76)
Season	174 (Al Simmons, 1925)
Season, Rookie	135 (Al Simmons, 1924)
Game	6 [^] (Roger Cramer, June 20, 1932)
	6 [^] (Joe DeMaestri, July 8, 1955; 11 inn.)

Most Doubles

Career	365 (Jimmy Dykes, 1918-32)
Season	53 (Al Simmons, 1926)
Season, Rookie	44 (Bob Johnson, 1933)
Game	4 [^] (Frankie Hayes, July 25, 1936)

Most Triples

Career	102 (Danny Murphy, 1902-13)
Season	21 (Frank Baker, 1912)
Season, Rookie	19* (Frank Baker, 1909)
Game	3* (Bert Campaneris vs. Cleveland, August 29, 1967; 10 inn.)

Most Home Runs

Career	363 (Mark McGwire, 1986-97)
Career, Pinch Hit	5 (Gus Zernial, 1951-57)
	5 (Jeff Burroughs, 1982-84)
	5 (Terry Steinbach, 1986-96)
	5 (Mark McGwire, 1986-97)
	5 (Mike Aldrete, 1993-95)
Career, Designated Hitter	98 (Dave Kingman, 1984-86)
Career, Grand Slams	9 (Jimmie Foxx, 1925-35)
	9 (Sam Chapman, 1938-41, 45-51)
	9 (Gus Zernial, 1951-57)
	9 (Mark McGwire, 1986-97)
Career, Inside The Park	18 (Danny Murphy, 1902-13)
Career, Leadoff	43 (Rickey Henderson, 1979-84, 89-95, 98)
Season, Right Hander	58* (Jimmie Foxx, 1932)
Season, Left Hander	47 (Reggie Jackson, 1969)
Season, Switch Hitter	35 (Nick Swisher, 2006)
Season, Pinch Hitter	4 (Jeff Burroughs, 1982)
Season, Designated Hitter	39 (Frank Thomas, 2006)
Season, Grand Slams	4 (Jason Giambi, 2000)
Season, Inside The Park	4 (Danny Murphy, 1904)
Season, Leadoff	7 (Rickey Henderson, 1993)
Season, Rookie	49 [^] (Mark McGwire, 1987)
Season, Home	31 (Jimmie Foxx, 1932)
	31 (Jimmie Foxx, 1933)
Season, Road	28 (Mark McGwire, 1987)
	28 (Mark McGwire, 1996)
	28 (Jose Canseco, 1991)
Month	15 (Bob Johnson, June, 1934)
	15 (Mark McGwire, May, 1987)
Game	3 (25 times. Last: Erubiel Durazo at Baltimore, August 18, 2004)
Game, Both Sides of Plate	eight times, last: Nick Swisher (September 9, 2007 at Texas)
Two Consecutive Games	5 [^] (Mark McGwire, June 27-28, 1987)
	5 [^] (Mark McGwire, June 10-11, 1995)
Inning	2 [^] (Mark McGwire at Seattle, September 22, 1996; 5th inn.)
Consecutive Games With Home Run	6 (Frank Thomas, September 5-11, 2006)
Consecutive At Bats With Home Run	4 [^] (Jimmie Foxx vs. Washington and N.Y., June 7-8, 1933)
	(Mike Epstein vs. Washington, June 15-16, 1971)
Home Run, First Major League At Bat	five times: (Ace Parker, April 30, 1937 vs. Boston)
	(Gene Hasson, September 9, 1937 vs. Washington, G#1)
	(Bert Campaneris, July 23, 1964 vs. Minnesota)
	(Joe Keough, August 7, 1968 at New York, G#2)
	(Terry Steinbach, September 12, 1986 at Cleveland)

Most Runs Batted In

Career	1178 (Al Simmons, 1924-32, 40-41, 44)
Season, Right Hander	169 (Jimmie Foxx, 1932)
Season, Left Hander	137 (Jason Giambi, 2000)
Season, Switch Hitter	101 (Ruben Sierra, 1993)
Season, Designated Hitter	114 (Frank Thomas, 2006)
Season, Rookie	118 (Mark McGwire, 1987)
Game	10 (Reggie Jackson at Boston, June 14, 1969)
Inning	.6* (Bob Johnson, August 29, 1937; 1st inn.)
	6* (Joe Astroth, September 23, 1950; 6th inn.)
	6* (Matt Stairs vs. California, July 5, 1996; 1st inn.)
Consecutive Games With RBI	11 (Al Simmons, 1931)

Most Total Bases

Career	2998 (Al Simmons, 1924-32, 40-41, 44)
Season	438 (Jimmie Foxx, 1932)
Season, Rookie	344 (Mark McGwire, 1987)
Game	16* (Jimmie Foxx, July 10, 1932; 18 inn.)

Most Extra Base Hits

Career	655 (Al Simmons, 1924-32, 40-41, 44)
Season	100 (Jimmie Foxx, 1932)
Season, Rookie	81 (Mark McGwire, 1987)
Game	4 (several times. Last: Eric Byrnes at San Francisco, June 29, 2003)

Most Walks

Career	1227 (Rickey Henderson, 1979-84, 89-95, 98)
Career, Intentional	84 (Reggie Jackson, 1967-75, 87)
Season	149 (Eddie Joost, 1949)
Season, Rookie	95 (Ferris Fain, 1947)
Season, Intentional	24 (Jason Giambi, 2001)
Game	5 (several times. Last: Mark McGwire vs. Kansas City, April 26, 1997)
Consecutive	7 [^] (Jose Canseco, August 4-5, 1992)

Most Strikeouts

Career	1226 (Reggie Jackson, 1967-75, 87)
Season	175 (Jose Canseco, 1986)
Season, Rookie	175 (Jose Canseco, 1986)
Game	5 (several times. Last: Nick Swisher at San Diego, June 29, 2006)
Consecutive Games	8 (Rick Monday, April 28-29, 1970)
	8 (Jose Canseco, July 14-16, 1997)

Most Hit By Pitch

Career	87 (Jimmy Dykes, 1918-32)
Season	20 (Don Baylor, 1976)
	20 (Jason Kendall, 2005)
Season, Rookie	15 (Olmedo Saenz, 1999)

Most Sacrifice Hits

Career	188 (Jimmy Dykes, 1918-32)
Season	34 (Simon Nicholls, 1907)
Season, Rookie	34 (Simon Nicholls, 1907)

Most Sacrifice Flies

Career	59 (Mark McGwire, 1986-97)
Season	14 (Dave Kingman, 1984)
Season, Rookie	12 (Leo Posada, 1961)
Game	2 (several times. Last: Nick Swisher at Seattle, September 12, 2007)

Most Grounded Into Double Plays

Career	158 (Pete Suder, 1941-55)
Season	32 (Ben Grieve, 2000)
Season, Rookie	28 (George Kell, 1944)

Most Stolen Bases

Career	867 (Rickey Henderson, 1979-84, 89-95, 98)
Season	130 [^] (Rickey Henderson, 1982)
Season, Rookie	42 (Mitchell Page, 1977)
Game	.6 [^] (Eddie Collins, September 11, 1912)
	6 [^] (Eddie Collins, September 22, 1912; first game)

Most Caught Stealing

Career	219 (Rickey Henderson, 1979-84, 89-95, 98)
Season	42 [^] (Rickey Henderson, 1982)
Season, Rookie	21 (Mike Edwards, 1978)

Individual Pitching**Most Games Won**

Career	284 (Eddie Plank, 1901-14)
Season, Right Hander	31 (Jack Coombs, 1910)
Season, Left Hander	.31 [^] (Lefty Grove, 1931)
Season, Rookie	20 (Scott Perry, 1918)
	20 (Alex Kellner, 1949)
Consecutive	16 (Lefty Grove, 1931)

Most Games Lost

Career	162 (Eddie Plank, 1901-14)
Season, Right Hander	25 (Scott Perry, 1920)
Season, Left Hander	20 (Alex Kellner, 1950)
Season, Rookie	23 (Elmer Myers, 1916)
Consecutive	19* (Jack Nabors, 1916)

Most Saves

Career	320 (Dennis Eckersley, 1987-95)
Season, Right Hander	51 (Dennis Eckersley, 1992)
Season, Left Hander	17 (Alan Embree, 2007)
Season, Rookie	23 (Huston Street, 2005)
Consecutive Saves (since 1988)	40 (Dennis Eckersley, September 15, 1991-August 8, 1992)

Lowest Earned Run Average

Career	1.97 (Rube Waddell, 1902-07)
Season	1.30 (Jack Coombs, 1910)
Season, Rookie	1.39 (Harry Krause, 1909)

Most Games

Career	525 (Dennis Eckersley, 1987-95)
Season	84 (Billy Koch, 2002)
Season, Rookie	71 (Aaron Small, 1997)

Most Games Started

Career	459 (Eddie Plank, 1901-14)
Season	46 (Rube Waddell, 1904)
Season, Rookie	36 (Scott Perry, 1918)
Consecutive	241 (Dave Stewart, July 29, 1986 to July 17, 1995)

Most Complete Games

Career	362 (Eddie Plank, 1901-14)
Season	39 (Rube Waddell, 1904)
Season, Rookie	31 (Elmer Myers, 1916)

Most Shutouts

Career	59 (Eddie Plank, 1901-14)
Season	13* (Jack Coombs, 1910)
Season, Rookie	7 (Harry Krause, 1909)

Most Innings Pitched

Career	3860.2 (Eddie Plank, 1901-14)
Season	383 (Rube Waddell, 1904)
Season, Rookie	332.1 (Scott Perry, 1918)
Game	24* (Jack Coombs at Boston, September 1, 1906)

Hits

Career, Most	3438 (Eddie Plank, 1901-14)
Season, Most	360 (Jack Coombs, 1911)
Season, Rookie	295 (Scott Perry, 1918)
Game, Most	26^ (Hod Lisenbee, September 11, 1936)
Game, Most, Extra Innings	29^ (Eddie Rommel, July 10, 1932)
Game, Fewest	0^ (13 times, 11 complete)

Most Runs

Career	1374 (Eddie Plank, 1901-14)
Season	169 (Elmer Myers, 1916)
Season, Rookie	169 (Elmer Myers, 1916)

Most Earned Runs

Career	1025 (Eddie Plank, 1901-14)
Season	146 (George Earnshaw, 1930)
Season, Rookie	130 (Buck Ross, 1936)

Most Walks

Career	913 (Eddie Plank, 1901-14)
Season	168 (Elmer Myers, 1916)
Season, Rookie	168 (Elmer Myers, 1916)
Game	16^ (Bruno Haas, June 13, 1915)

Most Strikeouts

Career	1985 (Eddie Plank, 1901-14)
Season	349 (Rube Waddell, 1904)
Season, Rookie	182 (Elmer Myers, 1916)
Game, Nine Innings	16 (Jose Rijo at Seattle, April 19, 1986)
Game, Extra Innings	18 (Jack Coombs at Boston, September 1, 1906; 24 inn.)
	18 (Jack Coombs, August 4, 1910; 16 inn.)
Inning	4^ (Erik Hiljus, June 30, 2001 at Texas; 7th inn.)
	(Blake Stein, July 27, 1998 at Tampa Bay; 4th inn.)

Most Home Runs

Career	261 (Jim Hunter, 1965-74)
Season	40 (Orlando Peña, 1964)
Season, Rookie	27 (Dan Pfister, 1962)
Game	6^ (George Caster, September 24, 1940)

Most Hit Batters

Career	185 (Eddie Plank, 1901-14)
Season	32* (Chick Fraser, 1901)
Season, Rookie	25 (Chief Bender, 1903)

Most Wild Pitches

Career	87 (John Odom, 1964-75)
Season	22 (Mike Moore, 1992)
Season, Rookie	16 (Stu Flythe, 1936)

*indicates American League record

^indicates Major League record

Athletics Top Hitting Streaks

Franchise

Games	Player	Year
29	Bill Lamar	1925
28	Bing Miller	1929
27	Socks Seybold	1901
	Al Simmons	1931
26	Bob Johnson	1938
25	Jason Giambi	1997
24	Ferris Fain	1952
	Carney Lansford	1984
	Miguel Tejada	2002
23	Al Simmons	1925
22	Tilly Walker	1919
	Al Simmons	1925
	Doc Cramer	1932
	Doc Cramer	1934
	Hector Lopez	1957
	Vic Power	1958
	Eric Byrnes	2003
21	Ty Cobb	1927
	Jimmie Foxx	1929
20	Mule Haas	1929
	Al Simmons	1929
	Wally Moses	1938
	Dave Philley	1953
	Hal Smith	1958
	Jerry Lumpe	1962

Oakland

Games	Player	Year
25	Jason Giambi	1997
24	Miguel Tejada	2002
	Carney Lansford	1984
22	Eric Byrnes	2003
19	Jason Giambi	1996
	Carney Lansford	1989
	Carney Lansford	1983
18	Jason Giambi	1999
	Scott Spiezio	1998
	Mark McGwire	1995
17	Terrence Long	2000
	Jason Giambi	1998
	Brent Gates	1995
	Geronimo Berroa	1995
	Stan Javier	1994
	Carney Lansford	1988
	Luis Polonia	1987
	Donnie Hill	1985
	Mike Edwards	1978
	Joe Rudi	1972
	Bert Campaneris	1972
16	Mark Kotsay	2006
	Jermaine Dye	2001
	Jason Giambi	1998
	Gene Tenace	1975
	Danny Cater	1969
15	Dan Johnson	2007
	Shannon Stewart	2007
	Mark Kotsay	2004
	Miguel Tejada	2002
	Eric Chavez	2000
	Craig Paquette	1995
	Terry Steinbach	1989
	Reggie Jackson	1974
	Bert Campaneris	1974
	Billy North	1973
	Bert Campaneris	1971
	Bert Campaneris	1968

Oakland Athletics Records

Team General

Most Games Won

Season	104 (1988)
Home	57 (2003)
Road	55 (1971)
Consecutive	20 (August 13 to September 4, 2002)
Consecutive, Home	20 (August 25, 2001 to April 3, 2002)
Consecutive, Road	12 (July 31-August 15, 1971)
vs. One Team	17 (Seattle, 2006)
by Shutout	23 (1972)
by One Run	33 (2004)
in Extra Innings	14 (1988)
Month	24 (August, 2002)
Homestand	11 (June 1-13, 2004)
Roadtrip	11 (May 29-June 11, 1972)

Most Games Lost

Season	108 (1979)
Home	50 (1979)
Road	58 (1979)
Consecutive	14 (July 29-August 12, 1977)
Consecutive, Home	12 (July 29-August 21, 1977)
Consecutive, Road	15 (May 24-June 23, 1986)
vs. One Team	14 (Minnesota, 1973)
	14 (Seattle, 2007)
by Shutout	19 (1978)
Fewest lost by shutout	3 (2001, 2004)
by One Run	32 (1976)
in Extra Innings	14 (1976)
Month	24 (June, 1979)
Homestand	10 (July 26-August 7, 1977)
Roadtrip	11 (July 15-29, 1993)
	11 (June 12-25, 1978)

Most Games

Season	163 (1968)
Shutout	31 (1972)
One Run	59 (1976)
Extra Innings	22 (1969 and 1976)
Month	33 (August, 1968)

Highest Winning Percentage

Season	.642 (1988)
Home	.704 (2003)
Road	.688 (1971)
Shutout Games	.800 (1989, 20-5)
One-Run Games	.696 (2002, 32-14)
Extra Inning Games	.889 (1975, 8-1)
Month	.857 (August, 2002; 24-4)
	.857 (April, 1981; 18-3)
Homestand (min. 6 games)	1.000 (June 13-18, 2006; 6-0)
	1.000 (August 23-29, 2004; 7-0)
	1.000 (September 3-10, 2001; 7-0)
	1.000 (August 26-31, 2003; 6-0)
	1.000 (August 7-12, 2001; 6-0)
	1.000 (May 15-20, 2001; 6-0)
	1.000 (September 10-16, 1992; 7-0)
	1.000 (September 1-6, 1970; 6-0)
Roadtrip (min. 6 games)	1.000 (August 19-28, 2002; 10-0)
	1.000 (April 9-16, 1981; 8-0)

Lowest Winning Percentage

Season	.333 (1979)
Home	.383 (1979)
Road	.284 (1979)
Shutout Games	.100 (1997, 1-9)
One-Run Games	.381 (1980, 16-26)
Extra Inning Games	.273 (1970, 3-8)
Month	.172 (June, 1979; 5-24)
Homestand (min. 6 games)	.100 (July 6-15, 1979; 1-9)
Roadtrip (min. 6 games)	.000 (nine times. Most losses: 0-9, September 22-October 1, 1995)

Most Players Used

Season	54 (2007)
Pitchers, Season	26 (1997)
Game, Nine Innings	22 (five times. Last: at Seattle, September 28, 2003)
Game, Extra Innings	30* (vs. Chicago, September 19, 1972; 15 inn.)
Pitchers, Game	8 (at Baltimore, July 7, 1994)
Pitches, Extra Innings	9 (vs. Seattle, September 20, 1997; 15 inn.)

Fewest Players Used

Season	33 (1979)
Pitchers, Season	11 (1974)

Length of Game

Most Innings	21 (at Washington, June 4, 1971)
Longest Time, Nine Innings	4:15 (at Tampa Bay, May 31, 2002)
Longest Time, Extra Innings	6:00 (at New York, August 9, 2002; 16 inn.)
Shortest Game	1:35 (vs. Kansas City, Sept. 28, 1971)

Left On Base

Season, Most	1274 (2004)
Season, Fewest	1030 (1979)
Nine Inning Game, Most	17 (at Chicago, Sept. 18, 1982)
Extra Inning Game, Most	21 (at Texas, July 1, 1979; 15 inn.)

Scoring Margin

Victory	21 (vs. Texas, September 30, 2000; 23-2)
Shutout Victory	16 (vs. San Francisco, June 26, 2005)
Defeat	16 (five times. Last: vs. San Francisco, June 4, 2000; 2-18)
Shutout Defeat	16 (at Kansas City, June 25, 1984)
Largest Deficit Overcome to Win	8 (at Toronto, August 21, 2006)
	8 (vs. Kansas City, June 18, 1993)
Largest Lead Surrendered to Lose	8 (at Texas, May 5, 2000)

Errors

Season, Most	190 (1977)
Season, Fewest	84 (2006)
Nine Inning Game, Most	7 (vs. Kansas City, July 24, 1976)
	7 (at Chicago, September 20, 1977)
	7 (vs. Cleveland, June 7, 1987)
Consecutive Games, No Errors	12 (June 3-15, 2002)

Double Plays Turned

Most, Season	195 (1996)
Game	6 (several times. Last: at Chicago, May 17, 1995)

Team Batting

Batting Average

Highest 270 (2000, 2004)
 Lowest 236 (1982)

Slugging Percentage

Highest 458 (2000)
 Lowest 343 (1968)

On-Base Percentage

Highest 360 (2000)
 Lowest 302 (1979)

Most At Bats

Season 5728 (2004)
 Game 76 (at Washington, June 4, 1971; 21 innings)
 Game, Nine Innings 51 (at Boston, June 14, 1969)

Most Runs

Season 947 (2000)
 Game 23 (vs. Texas, September 30, 2000)
 Game, loss 16* (at Texas, May 5, 2000; 16-17)
 Game, both clubs 33 (at Texas, May 5, 2000; 16-17)
 Inning 13 (vs. California, July 5, 1996; 1st)
 Consecutive innings, no runs 31.0 (May 5-10, 1978)
 Two consecutive games 34 (June 18-19, 2000)
 34 (June 14-15, 1969)
 Three consecutive games 44 (June 17-19, 2000)
 Consecutive games, one or more runs 104 (June 18, 2001
 to April 10, 2002)

Most Hits

Season 1545 (2004)
 Game, Nine Innings 25 (at Boston, June 14, 1969)
 Game, Extra Innings 29 (at Texas, July 1, 1979; 15 inn.)
 Inning 10 (at Kansas City, May 3, 2000; 7th inn.)

Most Singles

Season 1061 (1983)
 Game 25 (at Texas, July 1, 1979; 15 inn.)

Most Doubles

Season 336 (2004)
 Game 8 (vs. San Francisco, June 26, 2005)
 8 (vs. Seattle, April 9, 2004)
 8 (at Cleveland, August 29, 1998)

Most Triples

Season 40 (1968)
 Game 3 (six times. Last: at Detroit, August 3, 2002)

Most Home Runs

Season 243 (1996)
 Season, Home 126 (2000)
 Season, Road 130 (1996)
 Season, Grand Slam 14^ (2000)
 Season, Inside The Park 2 (1968, 1970, 1979, 1986, 2000)
 Season, vs. one team 33 (Texas, 2003)
 Season, Back-To-Back 13 (2000)
 Players with 30 or more home runs 3 (1996, 1999, 2001)
 Players with 20 or more home runs 5 (1996, 1999, 2000, 2004)
 Players with 10 or more home runs 9 (2000)
 Month 55 (June, 1996 and August, 1999)
 Game 8 (at California, June 27, 1996)

Game, Grand Slam 2 (at Seattle, September 10, 2007)
 2 (at Toronto, August 24, 2003)
 Inning 4 (vs. Boston, August 21, 1997)
 3rd inning: Giambi, Young, McDonald, Canseco
 4 (vs. Tampa Bay, August 1, 1999)
 4th inning: Tejada, Chavez, Giambi, Jaha
 4 (vs. Chicago, April 27, 2002)
 3rd inning: Hatteberg, Long, Pena, Menechino)
 Consecutive 3
 vs. Minnesota, June 22, 1969 (G#1) (Kubiak, Jackson, Bando)
 vs. Kansas City, June 19, 1979 (Gross, Revering, Heath)
 at Cleveland, June 3, 1980 (Revering, Page, Armas)
 at Cleveland, May 16, 1990 (Canseco, McGwire, Hassey)
 at Cleveland, July 6, 1990 (RHenderson, Lansford, Canseco)
 at Kansas City, June 16, 2000 (Chavez, Tejada and Hernandez)
 vs. Kansas City, June 23, 2000 (Velarde, Ja.Giambi, Grieve)
 vs. Texas, April 15, 2006 (Chavez, Thomas, Bradley)
 Consecutive games with a home run 23 (July 2-27, 1996)
 Two consecutive games 12 (June 25-27, 1996)
 Three consecutive games 15 (June 25-28, 1996)
 Four consecutive games 18^ (June 25-29, 1996)

Most Total Bases

Season 2546 (1996)
 Game 44 (at California, June 27, 1996)
 Inning 21 (at Kansas City, May 3, 2000; 7th inn.)

Most Extra Base Hits

Season 555 (2001)
 Game 11 (at California, June 27, 1996)
 11 (at Chicago, April 26, 2001)

Most Runs Batted In

Season 908 (2000)
 Game 23 (vs. Texas, September 30, 2000)

Most Walks

Season 770 (1999)
 Game 15 (at Baltimore, September 19, 2000)

Most Strikeouts

Season 1181 (1997)
 Game 19 (at Seattle, June 24, 1997)

Most Hit By Pitch

Season 88 (2001)
 Game 5 (at Anaheim, June 7, 2001)

Most Sacrifice Hits

Season 108 (1978)
 Game 4 (nine times. Last: vs. Cleveland, June 22, 1985)

Most Sacrifice Flies

Season 77^ (1984)
 Game 3 (many times. Last: vs. Detroit, July 29, 2005)

Most Grounded Into Double Plays

Season 170 (2006)
 Game 5 (eight times. Last: at New York, May 12, 2006)

Most Stolen Bases

Season 341* (1976)
 Season, vs. one team 57 (1976, Minnesota)
 Game 12 (at Minnesota, August 1, 1976)

FRONT OFFICE

2008 ATHLETICS

REVIEW

RECORDS

HISTORY

OPPONENTS

PLAYER DEVELOPMENT

MISCELLANEOUS

Game, Steals of Home 2 (vs. Detroit, May 3, 1980)
 2 (vs. Kansas City, May 28, 1980)
 Inning 5 (at Boston, July 17, 1983)

Team Pinch Hitting

Highest Average, Season345 (1997)
 At Bats, Season213 (1969)
 Hits, Season57 (1997)
 Home Runs, Season8 (1970)
 Runs Batted In, Season31 (1997)
 Pinch Hitters Used, Game10 (vs. Chicago,
 September 19, 1972; 15 inn.)

Team Pitching

Earned Run Average

Lowest 2.58 (1972)
 Highest 5.48 (1997)

Complete Games

Most 94 (1980)
 Fewest 2 (1997)
 Consecutive 9 (August 9-17, 1980)

Shutouts

Most 23 (1972)
 Fewest 1* (1997)
 Consecutive 3 (June 11-13, 1968)
 3 (July 31-August 2, 1972)
 3 (August 14-16, 1983)
 3 (August 28-31, 1996)
 Consecutive Shutout Innings 37 (August 13-17, 1983)

Saves

Most 64 (1988 and 1990)
 Fewest 13 (1980)

Innings Pitched

Most 1489.1 (1988)
 Fewest 1429.1 (1979)

Hits

Most, Season 1734 (1997)
 Most, Game 23 (vs. Minnesota, July 8, 1978; 11 innings)
 Most, Game, Nine Innings 22 (vs. New York, August 26, 1997)
 Most, Inning 10 (at New York, July 18, 1993; 7th inn.)
 Fewest, Season 1170 (1972)

Runs Allowed

Most, Season 946 (1997)
 Most, Game 20 (at Minnesota, April 27, 1980)
 20 (vs. Cleveland, May 4, 1991)
 20 (at Detroit, April 13, 1993)
 Most, Inning 12 (vs. Texas, July 3, 1983; 15th inn.)
 Fewest, Season 457 (1972)

Earned Runs Allowed

Most 880 (1997)
 Fewest 406 (1972)

Walks

Most, Season 680 (1993)
 Most, Season, Intentional 78 (1968)
 Most, Game 14 (vs. Detroit, August 27, 1993)
 Most, Game, Intentional 4 (several times.
 Last: vs. Los Angeles (AL), August 11, 2005)
 Fewest, Season 415 (1976)
 Fewest, Season, Intentional 21 (1982)

Strikeouts

Most, Season 1117 (2001)
 Most, Nine Inning Game 18 (at Seattle, April 19, 1986)
 Most, Extra Inning Game 26^ (vs. California,
 July 9, 1971; 20 inn.)
 Fewest, Season 695 (1984)

Doubles

Most, Game 7 (seven times.
 Last: at Tampa Bay, August 25, 2007)

Triples

Most, Game 4 (at Toronto, September 11, 1983)

Home Runs

Most, Season 205 (1996)
 Most, Game 7 (at Seattle, April 11, 1985)
 Most, Inning 4 (at Minnesota, May 16, 1983)
 4 (at Seattle, September 21, 1996)
 Most Grand Slams, Season 8 (1993, 1999)
 Fewest, Season 90 (1974)
 Fewest Grand Slams, Season 0^ (1974 and 2003)
 Consecutive Innings, No HR 136.2 (June 19-July 4, 1974)

Hit Batters

Most, Season 68 (2004)
 Most, Game 4 (vs. Texas, April 20, 2003)
 Fewest, Season 19 (1972)

Oakland Athletics 20 or More Hits in a Game

Hits	Opponent	Date
29	at Texas	July 1, 1979
25	at Boston	June 14, 1969
24	at Cleveland	August 28, 1998
24	Texas	September 30, 2000
24	San Francisco	June 26, 2005
23	at Texas	May 10, 1973
22	Cincinnati	June 9, 2004
22	at Minnesota	April 27, 1980
21	at Baltimore	April 26, 1974
21	at Seattle	April 13, 1990
21	at Detroit	August 15, 1998

Hits	Opponent	Date
21	at Kansas City	June 18, 2000
20	New York	June 12, 1971
20	at Cleveland	August 3, 1980
20	Cleveland	August 24, 1981
20	at California	July 30, 1983
20	at Texas	October 2, 1985
20	at Minnesota	April 10, 1994
20	at Kansas City	May 3, 2000
20	at Tampa Bay	September 15, 2000
20	at Cleveland	August 2, 2001

Wild Pitches

Most, Season 72 (1979)
Most, Game 4 (vs. California, July 7, 1975)
 4 (at Texas, June 11, 1988)
 4 (at Boston, June 20, 1991)
 4 (vs. Anaheim, September 24, 1998)
Fewest, Season28 (1974)

Balks

Most, Season76^ (1988)
Most, Game 5* (at Seattle, April 13, 1988)
Fewest, Season1 (1974, 2000)

Individual Batting

Highest Batting Average

Career308 (Jason Giambi, 1995-2001)
Season, Left Hander342 (Jason Giambi, 2001)
Season, Right Hander336 (Carney Lansford, 1989)
Season, Switch Hitter290 (Brent Gates, 1993)
Season, Pinch Hitter636 (Mike MacFarlane, 1998)
Season, Designated Hitter328 (Erubiel Durazo, 2004)
Season, Rookie307 (Mitchell Page, 1977)

Highest Slugging Percentage

Career551 (Mark McGwire, 1986-97)
Season, Right Hander730 (Mark McGwire, 1996)
Season, Left Hander660 (Jason Giambi, 2001)
Season, Switch Hitter493 (Nick Swisher, 2006)
Season, Rookie618^ (Mark McGwire, 1987)

Highest On-Base Percentage

Career412 (Jason Giambi, 1995-2001)
Season, Left Hander477 (Jason Giambi, 2001)
Season, Right Hander467 (Mark McGwire, 1996)
Season, Switch Hitter381 (Nick Swisher, 2007)
Season, Rookie405 (Mitchell Page, 1977)

Most Games Played

Career 1704 (Rickey Henderson, 1979-84, 89-95, 98)
Season 162 (Miguel Tejada, 2001, 2002 and 2003)
 162 (Terrence Long, 2001 and 2002)
 162 (Alfredo Griffin, 1985 and 1986)
 162 (Sal Bando, 1968, 1969 and 1973)
Season, Rookie 160 (Phil Garner, 1975)
Consecutive 594 (Miguel Tejada, June 2, 2000 to September 28, 2003)

Most At Bats

Career 6140 (Rickey Henderson, 1979-84, 89-95, 98)
Season 662 (Miguel Tejada, 2002)
Season, Rookie 600 (Jose Canseco, 1986)
Game 9 (10 times. Last: Mike Heath at Texas, July 1, 1979)

Most Runs

Career 1270 (Rickey Henderson, 1979-84, 89-95, 98)
Season 123 (Reggie Jackson, 1969)
Season, Rookie 104 (Terrence Long, 2000)
Game 5 (Mike Edwards vs. Texas, September 8, 1978)
 5 (Mark McGwire at Cleveland, June 27, 1987)
 5 (Luis Polonia at Kansas City, September 9, 1988)

Most Hits

Career 1768 (Rickey Henderson, 1979-84, 89-95, 98)
Season, Right Hander 204 (Miguel Tejada, 2002)
Season, Left Hander 190 (Mark Kotsay, 2004)
Season, Switch Hitter 169 (Alfredo Griffin, 1986)
Season, Pinch Hitter 13 (Bob Johnson, 1969)
 13 (Tommy Davis, 1971)
 13 (Dave Magadan, 1997)
Season, Rookie 168 (Ben Grieve, 1998)
 168 (Terrence Long, 2000)
Game 5 (25 times. Last: Eric Chavez at Atlanta, June 12, 2005)
Consecutive 8 (Brent Gates, May 23-24, 1994)
 8 (Dave Magadan, August 26-30, 1997)
Hitting Streak 25 (Jason Giambi, May 12-June 23, 1997)
Consecutive Games Reaching Base 62 (Mark McGwire, September 16, 1995-June 18, 1996)

Multiple Hit Games

Career 474 (Rickey Henderson, 1979-84, 89-95, 98)
Season 57 (Mark Kotsay, 2004)
 57 (Miguel Tejada, 2002)
Season, Rookie 49 (Terrence Long, 2000)
 49 (Brent Gates, 1993)
5 for 5 games
	Bert Campaneris at Washington, August 9, 1968
	Sal Bando at Seattle, July 17, 1969
	Tito Francona at Chicago, September 12, 1969
	Sal Bando at Seattle, September 30, 1969
	Joe Rudi vs. Minnesota, September 22, 1970
	Dave Duncan vs. Boston, July 12, 1972
	Claudell Washington at Detroit, August 30, 1974
	Tony Phillips at Baltimore, May 16, 1986
	Stan Javier vs. Cleveland, July 18, 1988
	Luis Polonia at Kansas City, September 9, 1988
	Rickey Henderson vs. Texas, September 29, 1991
	Jason Giambi at Seattle, July 2, 1996
	Dave Magadan vs. New York, August 27, 1997
	Ben Grieve at Cleveland, April 29, 1998
	Mike Stanley at Toronto, September 4, 2000
	Miguel Tejada vs. Texas, June 19, 2003
	Eric Byrnes at San Francisco, June 29, 2003
	Eric Chavez at Atlanta, June 12, 2005

Most Singles

Career 1271 (Rickey Henderson, 1979-84, 89-95, 98)
Season 153 (Carney Lansford, 1989)
Season, Rookie 117 (Brent Gates, 1993)
Game 5 (Stan Javier vs. Cleveland, July 18, 1988)
 5 (Sal Bando at Washington, September 30, 1969)

Most Doubles

Career 289 (Rickey Henderson, 1979-84, 89-95, 98)
Season 47 (Jason Giambi, 2001)
Season, Rookie 41 (Ben Grieve, 1998)
Game 3 (16 times. Last: Miguel Tejada at Philadelphia, June 6, 2003)

Most Triples

Career 41 (Rickey Henderson, 1979-84, 89-95, 98)
Season 12 (Phil Garner, 1976)
Season, Rookie 10 (Luis Polonia, 1987)
Game 2 (several times. Last: Ray Durham at Detroit, August 24, 2002)

Most Home Runs

Career	363 (Mark McGwire, 1986-97)
Career, Pinch Hit	5 (Mark McGwire, 1986-97)
	5 (Terry Steinbach, 1986-96)
	5 (Mike Aldrete, 1993-95)
	5 (Jeff Burroughs, 1982-84)
Career, Designated Hitter	98 (Dave Kingman, 1984-86)
Career, Grand Slams	9 (Mark McGwire, 1986-97)
Career, Inside The Park	4 (Reggie Jackson, 1968-75, 87)
Career, Leadoff	43 (Rickey Henderson, 1979-84, 89-95, 98)
Season, Right Hander	52 (Mark McGwire, 1996)
Season, Left Hander	47 (Reggie Jackson, 1969)
Season, Switch Hitter	35 (Nick Swisher, 2006)
Season, Pinch Hitter	4 (Jeff Burroughs, 1982)
Season, Designated Hitter	39 (Frank Thomas, 2006)
Season, Grand Slams	4 (Jason Giambi, 2000)
Season, Inside The Park	2 (Reggie Jackson, 1968)
Season, Leadoff	7 (Rickey Henderson, 1993)
Season, Rookie	49 [^] (Mark McGwire, 1987)
Season, Home	27 (Jason Giambi, 2001)
Season, Road	28 (Mark McGwire, 1987 and 1996)
	28 (Jose Canseco, 1991)
Month	15 (Mark McGwire, May, 1987)
Game	3 (Reggie Jackson vs. Seattle, July 2, 1969)
	3 (Dave Kingman at Seattle, April 16, 1984)
	3 (Mark McGwire at Cleveland, June 27, 1987)
	3 (Jose Canseco at Toronto, July 3, 1988)
	3 (Harold Baines vs. Baltimore, May 7, 1991)
	3 (Dave Henderson vs. Minnesota, August 3, 1991)
	3 (Mark McGwire at Boston, June 11, 1995)
	3 (Ernie Young vs. Minnesota, May 10, 1996)
	3 (Geronimo Berroa at New York, May 22, 1996)
	3 (Geronimo Berroa vs. Minnesota, August 12, 1996)
	3 (Miguel Tejada vs. Los Angeles, June 11, 1999)
	3 (Miguel Tejada at Texas, June 30, 2001)
	3 (Erubiel Durazo at Baltimore, August 18, 2004)
Game, Both Sides of Plate	seven times, last: Nick Swisher (September 9, 2007 at Texas)
Two Consecutive Games	5 [^] (Mark McGwire, June 27-28, 1987)
	5 [^] (Mark McGwire, June 10-11, 1995)
Inning	2 [^] (Mark McGwire, September 22, 1996; 5th inn.)
Consecutive Games With Home Run	6 (Frank Thomas, September 5-11, 2006)
Consecutive At Bats With Home Run	4 (Mike Epstein vs. Washington, June 15-16, 1971)
Home Run, First Major League At Bat	twice: (Joe Keough, August 7, 1968 at New York, G#2) (Terry Steinbach, September 12, 1986 at Cleveland)

Most RBI

Career	941 (Mark McGwire, 1986-97)
Season, Left Hander	137 (Jason Giambi, 2000)
Season, Right Hander	131 (Miguel Tejada, 2002)
Season, Switch Hitter	101 (Ruben Sierra, 1993)
Season, Pinch Hitter	12 (Tommy Davis, 1971)
	12 (Jeff Burroughs, 1982)
Season, Designated Hitter	114 (Frank Thomas, 2006)
Season, Rookie	118 (Mark McGwire, 1987)
Game	10 (Reggie Jackson at Boston, June 14, 1969)
Inning	6* (Matt Stairs vs. California, July 5, 1996; 1st inn.)
Consecutive Games With RBI	10 (Rick Monday, April 20-30, 1969)

Most Total Bases

Career	2640 (Rickey Henderson, 1979-84, 89-95, 98)
Season	347 (Jose Canseco, 1988)
Season, Rookie	344 (Mark McGwire, 1987)
Game	14 (Harold Baines vs. Baltimore, May 7, 1991)

Most Extra Base Hits

Career	563 (Mark McGwire, 1986-97)
Season	87 (Jason Giambi, 2001)
Season, Rookie	81 (Mark McGwire, 1987)
Game	4 (several times, last: Eric Byrnes at San Francisco, June 29, 2003)

Most Walks

Career	1227 (Rickey Henderson, 1979-84, 89-95, 98)
Career, Intentional	84 (Reggie Jackson, 1968-75, 87)
Season	137 (Jason Giambi, 2000)
Season, Rookie	86 (Wayne Gross, 1977)
Season, Intentional	24 (Jason Giambi, 2001)
Game	5 (Bill North vs. California, September 17, 1973)
	5 (Rickey Henderson vs. California, April 8, 1982)
	5 (Jose Canseco at Texas, August 4, 1992)
	5 (Mark McGwire vs. Kansas City, April 26, 1997)
Consecutive	7 [^] (Jose Canseco, August 4-5, 1992)

Most Strikeouts

Career	1180 (Reggie Jackson, 1968-75, 87)
Season	175 (Jose Canseco, 1986)
Season, Rookie	175 (Jose Canseco, 1986)
Game	5 [^] (Reggie Jackson vs. Minnesota, September 27, 1968)
	5 [^] (Rick Monday at Boston, April 29, 1970)
	5 (Tony Armas vs. Milwaukee, May 9, 1981)
	5 [^] (Jose Canseco vs. Kansas City, July 16, 1997)
	5 [^] (John Jaha at Cleveland, April 20, 2000)
	5 (Nick Swisher at San Diego, June 29, 2006)
Consecutive Games	8 (Rick Monday, April 28-29, 1970)
	8 (Jose Canseco, July 14-16, 1997)

Athletics Who Have Hit for the Cycle

Harry Davis at Boston, July 10, 1901
 Nap Lajoie at Cleveland, July 30, 1901
 Danny Murphy vs. St. Louis, August 25, 1910
 Frank Baker at New York, July 3, 1911 (second game)
 Mickey Cochrane at Washington, July 22, 1932
 Mickey Cochrane at New York, August 2, 1933
 Pinky Higgins at Washington, August 6, 1933
 Jimmie Foxx at Cleveland, August 14, 1933
 Doc Cramer at New York, June 10, 1934

Sam Chapman at St. Louis, May 5, 1939
 Elmer Valo at Chicago, August 2, 1950
 Tony Phillips at Baltimore, May 16, 1986
 Mike Blowers at Chicago, May 18, 1998
 Eric Chavez vs. Baltimore, June 21, 2000
 Miguel Tejada at Seattle, September 29, 2001
 Eric Byrnes at San Francisco, June 29, 2003
 Mark Ellis vs. Boston, June 4, 2007

Most Hit By Pitch

Career 59 (Sal Bando, 1968-76)
 Season 20 (Don Baylor, 1976)
 20 (Jason Kendall, 2005)
 Season, Rookie 15 (Olmedo Saenz, 1999)
 Game 2 (many times,
 last: Nick Swisher at Baltimore, July 17, 2006)

Most Sacrifice Hits

Career 101 (Bert Campaneris, 1968-76)
 Season 22 (Dwayne Murphy, 1980)
 Season, Rookie 21 (Phil Garner, 1975)
 Game 2 (several times,
 Last: Mark Ellis vs. Chicago, April 27, 2005)

Most Sacrifice Flies

Career 59 (Mark McGwire, 1986-97)
 Season 14 (Dave Kingman, 1984)
 Season, Rookie 9 (Jose Canseco, 1986)
 Game 2 (several times,
 Last: Nick Swisher at Seattle, September 12, 2007)

Most Grounded Into Double Plays

Career 137 (Terry Steinbach, 1986-96)
 Season 32 (Ben Grieve, 2000)
 Season, Rookie 20 (Bobby Crosby, 2004)
 Game 2 (many times,
 last: Marco Scutaro, June 25, 2007 at Cleveland)

Most Stolen Bases

Career 867 (Rickey Henderson, 1979-84, 89-95, 98)
 Season 130^ (Rickey Henderson, 1982)
 Season, Rookie 42 (Mitchell Page, 1977)
 Game 5 (Bert Campaneris vs. Minnesota, May 24, 1976)
 5 (Rickey Henderson vs. Seattle, July 29, 1989)
 Consecutive 28 (Stan Javier, May 31-October 1, 1995)

Most Caught Stealing

Career 219 (Rickey Henderson, 1979-84, 89-95, 98)
 Season 42^ (Rickey Henderson, 1982)
 Season, Rookie 21* (Mike Edwards, 1978)

Individual Pitching

Most Games Won

Career 131 (Jim Hunter, 1968-74)
 Season, Right Hander 27 (Bob Welch, 1990)
 Season, Left Hander 24 (Vida Blue, 1971)
 Season, Rookie 12 (Chris Codiroli, 1983)
 12 (Joe Blanton, 2005)
 Consecutive 13 (Jim Hunter, 1973)

Most Games Lost

Career 105 (Rick Langford, 1977-86)
 Season, Right Hander 20 (Brian Kingman, 1980)
 Season, Left Hander 19 (Vida Blue, 1977)
 Season, Rookie 19 (Rick Langford, 1977)
 Consecutive 14 (Matt Keough, 1979)
 Consecutive over two seasons 18
 (Matt Keough, Sept. 11, 1978-Aug. 8, 1979)

Most Saves

Career 320 (Dennis Eckersley, 1987-95)
 Season, Right Hander 51 (Dennis Eckersley, 1992)
 Season, Left Hander 17 (Alan Embree, 2007)
 Season, Rookie 23 (Huston Street, 2005)
 Consecutive Saves (since 1988) 40 (Dennis Eckersley,
 September 15, 1991-August 8, 1992)

Lowest Earned Run Average

Career 2.74 (Dennis Eckersley, 1987-95)
 Season, Starter 1.82 (Vida Blue, 1971)
 Season, Reliever 0.61 (Dennis Eckersley, 1990)
 Season, Rookie (min. 100 ip) 2.93 (Dave Hamilton, 1972)

Most Games

Career 525 (Dennis Eckersley, 1987-95)
 Season 84 (Billy Koch, 2002)
 Season, Rookie 71 (Aaron Small, 1997)
 Consecutive 6 (Buddy Groom, July 11-19, 1999)
 6 (Darold Knowles, August 7-12, 1972)
 6 (Paul Lindblad, August 21-27, 1970)
 6 (Bob Locker, August 21-27, 1970)

Most Games Started

Career 262 (Vida Blue, 1969-77)
 Season 41 (Jim Hunter, 1974)
 Season, Rookie 33 (Joe Blanton, 2005)
 Consecutive 241 (Dave Stewart,
 July 29, 1986 to July 17, 1995)

Most Complete Games

Career 105 (Vida Blue, 1969-77)
 Season 28 (Rick Langford, 1980)
 Season, Rookie 8 (Steve McCatty, 1979)
 Consecutive 22 (Rick Langford, May 23-Sept. 12, 1980)
 Consecutive Won 9 (Rick Langford,
 July 15-August 15, 1980)

Most Shutouts

Career 28 (Vida Blue, 1969-77)
 Season 8 (Vida Blue, 1971)
 Season, Rookie 2 (Vida Blue, 1970)
 2 (John Johnson, 1978)
 2 (Chris Codiroli, 1983)
 Consecutive 3 (Mike Torrez, September 3, 7, 11, 1976)
 3 (Bobby Witt, June 23, 28, July 3, 1994)
 Consecutive Scoreless IP, Starter 37.0 (Mike Torrez, 1976)
 Consecutive Scoreless IP, Reliever 32.1 (Paul Lindblad, 1975)

Most Innings Pitched

Career 1946.0 (Vida Blue, 1969-77)
 Season 318 (Jim Hunter, 1974)
 Season, Rookie 208.1 (Rick Langford, 1977)
 Game 14.0 (four times,
 Last: Steve McCatty vs. Seattle, August 10, 1980)

FRONT OFFICE
2008 ATHLETICS
REVIEW
RECORDS
HISTORY
OPPONENTS
PLAYER DEVELOPMENT
MISCELLANEOUS

Hits

Career, Most 1650 (Vida Blue, 1969-77)
 Season, Most 284 (Vida Blue, 1977)
 Season, Rookie 223 (Rick Langford, 1977)
 Season, Low-Hit Games (0,1,2) 3 (Ron Darling, 1992)
 Game, Most 17 (Mike Norris vs. Milwaukee, September 26, 1980)
 Game, Fewest 0^
 Dave Stewart at Toronto, June 29, 1990
 Mike Warren vs. Chicago, September 29, 1983
 Vida Blue, Glenn Abbott, Paul Lindblad and Rollie Fingers vs. California, September 28, 1975
 Vida Blue vs. Minnesota, September 21, 1970
 Jim Hunter vs. Minnesota, May 8, 1968 (Perfect game)
 Consecutive Games, Fewest 3 (Bobby Witt, June 23-28, 1994)

Most Runs

Career 784 (Dave Stewart, 1986-92, 95)
 Season 144 (Matt Keough, 1982)
 Season, Rookie 115 (Chris Codiroli, 1983)
 Game 14 (Mike Oquist vs. New York, August 3, 1998)

Most Earned Runs

Career 712 (Dave Stewart, 1986-92, 95)
 Season 133 (Matt Keough, 1982)
 Season, Rookie 102 (Chris Codiroli, 1983)
 Game 14 (Mike Oquist vs. New York, August 3, 1998)

Most Walks

Career 655 (Dave Stewart, 1986-92, 95)
 Season 112 (John Odom, 1969)
 Season, Rookie 102 (Eric Plunk, 1986)
 Game 9 (five times. Last: Kelly Downs vs. Baltimore, August 31, 1992)

Most Strikeouts

Career 1315 (Vida Blue, 1969-77)
 Season 301 (Vida Blue, 1971)
 Season, Rookie 141 (Rick Langford, 1977)
 Season, 10 strikeout games 11 (Vida Blue, 1971)
 Game, nine innings 16 (Jose Rijo at Seattle, April 19, 1986)
 Game, extra innings 17 (Vida Blue vs. California, July 9, 1971)
 Two Consecutive Games 30 (Jose Rijo, April 19-24, 1986)
 Three Consecutive Games 38 (Jose Rijo, April 19-30, 1986)
 Inning 4^ (Erik Hiljus, June 30, 2001 at Texas; 7th inn.)
 4^ (Blake Stein, July 27, 1998 at Tampa Bay; 4th inn.)

Most Home Runs

Career 207 (Jim Hunter, 1968-74)
 Season 39 (Jim Hunter, 1973)
 Season, Rookie 24 (John Wasdin, 1996)
 Game 5 (Curt Young at Detroit, July 7, 1988)
 5 (Dave Telgheder at Seattle, September 21, 1996)
 5 (Ted Lilly vs. Atlanta, June 11, 2003)
 Consecutive IP, No HR, Starter 140.2 (Vida Blue, 1976)
 Consecutive IP, No HR, Reliever 90.1 (Paul Lindblad, May 31, 1975 to April 13, 1976)

Most Hit Batters

Career 65 (Barry Zito, 2000-06)
 Season 13 (Barry Zito, 2001, 2005 and 2006)
 Season, Rookie 10 (Steve McCatty, 1979)
 Game 3 (seven times. Last: Barry Zito vs. Los Angeles (AL), April 15, 2005)

Most Wild Pitches

Career 79 (Dave Stewart, 1986-92, 95)
 Season 22 (Mike Moore, 1992)
 Season, Rookie 15 (Blake Stein, 1998)
 Game 4 (Stan Bahnsen vs. California, July 5, 1975)

*indicates American League record

^indicates Major League record

Oakland 20-Game Winners

Pitcher	Year	Record	Pct.	ERA	IP
Vida Blue	1971	24-8	.750	*1.82	312.0
Jim Hunter	1971	21-11	.656	2.96	274.0
Jim Hunter	1972	21-7	*.750	2.04	295.0
Vida Blue	1973	20-9	*.690	3.20	263.2
Ken Holtzman	1973	21-13	.618	2.97	297.1
Jim Hunter	1973	21-5	*.808	3.34	256.0
Jim Hunter	1974	*25-12	.676	*2.49	318.0
Vida Blue	1975	22-11	.667	3.01	270.0
Mike Norris	1980	22-9	.710	2.63	284.0
Dave Stewart	1987	**20-13	.606	3.68	261.1
Dave Stewart	1988	21-12	.636	3.23	**275.2
Dave Stewart	1989	21-9	.700	3.32	257.2
Bob Welch	1990	*27-6	*.818	2.95	238.0
Dave Stewart	1990	22-11	.667	2.56	*267.0
Tim Hudson	2000	**20-6	*.769	4.14	202.1
Mark Mulder	2001	*21-8	.724	3.45	229.1
Barry Zito	2002	*23-5	.821	2.75	229.1

* Led league
 ** Tied for league lead

Franchise Career Batting Leaders

Games

Campaneris.....	1795
Henderson, R.....	1704
Dykes.....	1702
Bando.....	1468
Johnson, B.....	1459
Suder.....	1421
Davis, H.....	1413
Murphy, Da.....	1411
Miller.....	1361
Valo.....	1361

At Bats

Campaneris.....	7180
Henderson, R.....	6140
Dykes.....	6023
Johnson, B.....	5428
Davis, H.....	5367
Bando.....	5145
Murphy, Da.....	5134
Simmons.....	5132
Suder.....	5085
Miller.....	4762

Runs

Henderson, R.....	1270
Johnson, B.....	997
Campaneris.....	983
Foxx.....	975
Simmons.....	969
Bishop.....	882
Dykes.....	881
Cochrane.....	823
Davis, H.....	811
McGwire.....	773

Hits

Campaneris.....	1882
Simmons.....	1827
Henderson, R.....	1768
Dykes.....	1705
Johnson, B.....	1617
Davis, H.....	1498
Foxx.....	1492
Murphy, Da.....	1488
Miller.....	1483
Lansford.....	1317
Cochrane.....	1317

Doubles

Dykes.....	365
Simmons.....	348
Davis, H.....	319
Johnson, B.....	307
Miller.....	292
Henderson, R.....	289
Murphy, Da.....	275
Moses.....	274
Campaneris.....	270
Chavez.....	266



Bert "Campy" Campaneris

Triples

Murphy, Da.....	102
Simmons.....	98
Baker.....	88
Collins.....	84
Davis, H.....	83
Foxx.....	79
Oldring.....	75
Hartsel.....	74
Miller.....	73
Dykes.....	73

Home Runs

McGwire.....	363
Foxx.....	302
Jackson.....	269
Canseco.....	254
Johnson, B.....	252
Chavez.....	227
Simmons.....	209
Bando.....	192
Zernial.....	191
Giambi.....	187

Runs Batted In

Simmons.....	1178
Foxx.....	1074
Johnson, B.....	1040
McGwire.....	941
Bando.....	796
Canseco.....	793
Jackson.....	776
Dykes.....	764
Miller.....	762
Davis, H.....	762
Chavez.....	762

Walks

Henderson, R.....	1227
Bishop.....	1043
Johnson.....	853
McGwire.....	847
Valo.....	821
Bando.....	792
Foxx.....	781
Joost.....	768
Hartsell.....	733
Murphy, Dw.....	694

Strikeouts

Jackson.....	1226
Canseco.....	1096
McGwire.....	1043
Campaneris.....	933
Henderson, R.....	915
Murphy, Dw.....	883
Chavez.....	866
Green.....	785
Dykes.....	705
Bando.....	702

Total Bases

Simmons.....	2998
Johnson, B.....	2824
Foxx.....	2813
Henderson, R.....	2640
Campaneris.....	2502
Dykes.....	2477
McGwire.....	2451
Jackson.....	2323
Chavez.....	2212
Miller.....	2206

Extra Base Hits

Simmons.....	655
Foxx.....	638
Johnson, B.....	631
McGwire.....	563
Jackson.....	530
Dykes.....	525
Chavez.....	513
Henderson, R.....	497
Davis, H.....	470
Miller.....	460

Stolen Bases

Henderson, R.....	867
Campaneris.....	566
Collins.....	377
North.....	232
Davis, H.....	223
Hartsell.....	195
Oldring.....	187
Murphy, Da.....	185
Baker, F.....	172
Lansford.....	146

Batting Average

Simmons.....	.356
Foxx.....	.339
Collins.....	.336
Cochrane.....	.321
Baker.....	.321
McInnis.....	.313
Miller.....	.311
Cramer.....	.308
Giambi.....	.308
Moses.....	.307

(Min. 2500 plate appearances)

Slugging Pct.

Foxx.....	.640
Simmons.....	.584
McGwire.....	.551
Giambi.....	.545
Johnson, B.....	.520
Canseco.....	.507
Jackson.....	.496
Cochrane.....	.490
Zernial.....	.489
Chavez.....	.486

(Min. 2500 plate appearances)

On-Base Percentage

Foxx.....	.440
Fain.....	.426
Bishop.....	.423
Collins.....	.422
Giambi.....	.412
Cochrane.....	.412
Henderson, R.....	.409
Valo.....	.403
Simmons.....	.398
Johnson, B.....	.395

(Min. 2500 plate appearances)

Oakland Career Batting Leaders

Games

Henderson, R.	1704
Bando	1410
McGwire	1329
Jackson	1311
Campaneris	1295
Chavez	1256
Murphy	1213
Lansford	1203
Steinbach	1199
Rudi	1088

At Bats

Henderson, R.	6140
Campaneris	5159
Bando	4991
Lansford	4568
Jackson	4568
Chavez	4553
McGwire	4448
Steinbach	4162
Murphy	4047
Canseco	3970

Runs


Henderson, R.	1270
McGwire	773
Jackson	743
Bando	725
Campaneris	722
Chavez	710
Canseco	662
Lansford	617
Murphy	614
Giambi	601

Hits

Henderson, R.	1768
Campaneris	1355
Lansford	1317
Bando	1279
Chavez	1225
Jackson	1207
McGwire	1157
Steinbach	1144
Rudi	1079
Giambi	1048
Canseco	1048

Doubles

Henderson, R.	289
Chavez	266
Jackson	230
Giambi	228
Rudi	214
Bando	208
Steinbach	205
Lansford	201
McGwire	195
Tejada	191



Rickey Henderson

Triples

Henderson, R.	41
Campaneris	39
Rudi	32
Phillips	29
Lansford	23
Jackson	23
North	23
Bando	22
Monday	21
Page	21

Home Runs

McGwire	363
Jackson	268
Canseco	254
Chavez	227
Bando	192
Giambi	187
Henderson, R.	167
Tejada	156
Murphy	153
Steinbach	132

Runs Batted In

McGwire	941
Canseco	793
Bando	789
Jackson	770
Chavez	762
Giambi	675
Henderson, R.	648
Tejada	604
Steinbach	595
Murphy	563

Walks

Henderson, R.	1227
McGwire	847
Bando	775
Murphy	693
Jackson	623
Giambi	586
Chavez	550
Tenace	475
Canseco	469
Phillips	413

Strikeouts

Jackson	1180
Canseco	1096
McGwire	1043
Henderson, R.	915
Murphy	883
Chavez	866
Steinbach	689
Bando	675
Campaneris	667
Giambi	602

Total Bases

Henderson, R.	2640
McGwire	2451
Jackson	2287
Chavez	2212
Bando	2107
Canseco	2012
Giambi	1851
Lansford	1846
Steinbach	1773
Campaneris	1764

Extra Base Hits

McGwire	563
Jackson	521
Chavez	513
Henderson, R.	497
Canseco	448
Giambi	422
Bando	422
Rudi	362
Tejada	358
Steinbach	351

Stolen Bases

Henderson, R.	867
Campaneris	398
North	232
Lansford	146
Jackson	144
Canseco	135
Davis	121
Page	104
Javier	103
Murphy	99

Batting Average

Giambi308
Berroa293
Lansford288
Henderson, R.288
Kotsay282
Grieve280
Revering279
Steinbach275
Griffin273
Rudi273

(Min. 1500 plate appearances)

Slugging Pct.

McGwire551
Giambi545
Stairs509
Canseco507
Jackson501
Berroa499
Chavez486
Grieve475
Swisher464
Tejada460

(Min. 1500 plate appearances)

On-Base Percentage

Giambi412
Henderson, R.409
McGwire380
Tenace374
Monday371
Grieve370
North364
Stairs363
Swisher361
Berroa361

(Min. 1500 plate appearances)

Franchise Career Pitching Leaders

Games

Eckersley	525
Plank	524
Fingers	502
Rommel	500
Lindblad	479
Walberg	412
Grove	402
Honeycutt	387
Bender	385
Hunter	363

Wins

Plank	284
Grove	195
Bender	193
Rommel	171
Hunter	161
Walberg	134
Waddell	131
Blue	124
Stewart	119
Coombs	115

Innings Pitched

Plank	3860.2
Bender	2603.0
Rommel	2556.1
Hunter	2456.1
Grove	2400.2
Walberg	2186.2
Blue	1945.2
Waddell	1869.1
Kellner	1730.1
Stewart	1717.1

Games Started

Plank	459
Hunter	340
Bender	288
Grove	267
Walberg	267
Blue	262
Rommel	249
Stewart	245
Kellner	239
Zito	222

Losses

Plank	162
Rommel	119
Walberg	114
Hunter	113
Kellner	108
Langford	105
Bender	102
Harris	93
Blue	86
Naylor	83

Walks

Plank	913
Walberg	853
Grove	740
Odom	732
Rommel	724

Kellner	717
Hunter	687
Marchildon	682
Stewart	655
Blue	617

Complete Games

Plank	362
Bender	230
Grove	181
Waddell	168
Rommel	147
Coombs	136
Walberg	126
Hunter	116
Blue	105
Kellner	95

Saves

Eckersley	320
Fingers	136
Taylor	100
Street	76
Isringhausen	75
Howell	61
Koch	44
Foulke	43
Caudill	37
Lindblad	34

(Since 1969)

Strikeouts

Plank	1985
Waddell	1576
Bender	1536
Grove	1523
Hunter	1520
Blue	1315
Stewart	1152
Zito	1096
Walberg	907
Hudson	899

Shutouts

Plank	59
Waddell	37
Bender	37
Hunter	31
Blue	28
Coombs	28
Grove	20
Rommel	18
Dygart	16
Bush	15
Walberg	15

ERA

Waddell	1.97
Morgan	2.15
Bender	2.32
Plank	2.39
Coombs	2.60
Dygart	2.65
Grove	2.88
Fingers	2.91
Holtzman	2.92
Blue	2.95

(Min. 700 innings pitched)

Won-Loss Pct.

Grove	195-79	.712
Hudson	92-39	.702
Mulder	81-42	.659
Bender	193-102	.654
Plank	284-162	.637
Coombs	115-67	.632
Earnshaw	98-58	.628
Zito	102-63	.618
Welch	96-60	.615
Waddell	131-82	.615

(Min. 100 decisions)



Eddie Plank

Oakland A's Triple Plays

Turned (7)

- May 7, 1979 at Baltimore (Gross to Klutts to Revering) by Gary Roenicke
- June 19, 1979 vs. Kansas City (Gross to Edwards to Revering) by Al Cowens
- June 23, 1979 vs. Texas (Gross to Armas to Chalk to Armas) by John Grubb
- April 27, 1981 vs. California (Picciolo to Revering) by Don Baylor
- July 18, 1983 vs. Detroit (Peters to Phillips to Almon to Gross) by John Wockenfuss
- April 7, 1996 vs. Detroit at Las Vegas (Young to Gates to Giambi to Steinbach) by Bobby Higginson
- May 29, 2000 at New York (Velarde unassisted) by Shane Spencer

Grounded Into (6)

- June 23, 1968 vs. Washington by Dave Duncan
- July 7, 1973 at Baltimore by Gene Tenace
- August 8, 1977 at Texas by Manny Sanguillen
- August 12, 1986 vs. Seattle by Carney Lansford
- August 8, 1990 vs. Baltimore by Willie Randolph
- May 14, 1994 at Kansas City by Geronimo Berroa

Oakland Career Pitching Leaders

Games

Eckersley	525
Fingers	502
Lindblad	391
Honeycutt	387
Groom	301
Nelson	281
Taylor	281
Blue	273
Hunter	266
Mohler	262

Wins

Hunter	131
Blue	124
Stewart	119
Zito	102
Welch	96
Hudson	92
Mulder	81
Holtzman	77
Langford	73
Odom	71

Innings Pitched

Blue	1946.0
Hunter	1886.1
Stewart	1717.1
Langford	1467.2
Zito	1430.1
Welch	1271.1
Hudson	1240.2
Odom	1202.1
McCatty	1189.0
Norris	1123.2

Games Started

Blue	262
Hunter	260
Stewart	245
Zito	222
Welch	195
Langford	195
Hudson	183
Odom	178
McCatty	161
Norris	157

Losses

Langford	105
Blue	86
Stewart	78
Hunter	77
Keough	75
Zito	63
McCatty	63
Odom	61
Fingers	61
Welch	60

Walks

Stewart	655
Blue	617
Odom	598
Zito	560
McCatty	520
Norris	499
Hunter	493
Welch	469
Keough	456
Langford	402

Complete Games

Blue	105
Hunter	96
Langford	85
Holtzman	54
Keough	53
Norris	52
Stewart	49
McCatty	45
Dobson	42
Odom	34

Saves

Eckersley	320
Fingers	136
Taylor	100
Street	76
Isringhausen	75
Howell	61
Koch	44
Foulke	43
Caudill	37
Lindblad	34



Jim "Catfish" Hunter

Strikeouts

Blue	1315
Stewart	1152
Hunter	1139
Zito	1096
Hudson	899
Fingers	784
Welch	677
Odom	675
Mulder	668
Eckersley	658

Shutouts

Blue	28
Hunter	24
Holtzman	13
Odom	11
Dobson	10
Langford	10
Stewart	9
Hudson	8
Mulder	8
five players tied	7

ERA

Eckersley	2.74
Segui	2.78
Fingers	2.91
Holtzman	2.92
Blue	2.95
Lindblad	2.98
Hunter	3.00
Honeycutt	3.10
Hudson	3.30
Odom	3.38

(Min. 400 innings pitched)

Won-Loss Pct.

Hudson	92-39	.702
Mulder	81-42	.659
Davis	38-21	.644
Hunter	131-77	.630
Zito	102-63	.618
Lindblad	42-26	.618
Welch	96-60	.615
Stewart	119-78	.604
Blue	124-86	.590
Moore	66-46	.589

(Min. 50 decisions)

Lasts by A's Pitchers

Run:	Joe Kennedy, June 12, 2007 at Houston
Hit:	Joe Kennedy, June 12, 2007 at Houston
Double:	Joe Kennedy, June 12, 2007 at Houston
Triple:	John Odom, August 22, 1971 vs. Boston (Game 1)
Homer:	John Odom, September 4, 1972 vs. California (Game 1)

RBI:	Joe Kennedy, June 12, 2007 at Houston
Walk:	Chad Gaudin, June 8, 2007 at San Francisco
Stolen Base:	Gene Nelson, July 3, 1988 at Toronto (pinch runner)

Franchise Season Batting Leaders

Games

Tejada (2003).....	162
Long (2002).....	162
Tejada (2002).....	162
Long (2001).....	162
Tejada (2001).....	162
Griffin (1986).....	162
Griffin (1985).....	162
Bando (1973).....	162
Bando (1969).....	162
Bando (1968).....	162
Siebern (1962).....	162

At Bats

Simmons (1932).....	670
Tejada (2002).....	662
Cramer (1933).....	661
Simmons (1925).....	658
Finney (1936).....	653
Moses (1937).....	649
Cramer (1934).....	649
Damon (2001).....	644
Cramer (1935).....	644
Campaneris (1968).....	642

Runs

Simmons (1930).....	152
Foxx (1932).....	151
Lajoie (1901).....	145
Simmons (1932).....	144
Collins (1912).....	137
Joost (1949).....	128
Foxx (1930).....	127
Foxx (1933).....	125
Collins (1913).....	125
Jackson (1969).....	123
Foxx (1929).....	123

Hits

Simmons (1925).....	253
Lajoie (1901).....	232
Simmons (1932).....	216
Cramer (1935).....	214
Foxx (1932).....	213
Simmons (1929).....	212
Simmons (1930).....	211
Moses (1937).....	208
Foxx (1933).....	204
Tejada (2002).....	204

Doubles

Simmons (1926).....	53
Moses (1937).....	48
Lajoie (1901).....	48
Giambi (2001).....	47
McNair (1932).....	47
H. Davis (1905).....	47
Seybold (1903).....	45
B. Johnson (1933).....	44
five tied with.....	43



Al Simmons

Triples

Baker (1912).....	21
Baker (1909).....	19
Da. Murphy (1910).....	18
Da. Murphy (1904).....	17
Simmons (1930).....	16
Miller (1929).....	16
Strunk (1915).....	16
Cimoli (1962).....	15
Witt (1916).....	15
Baker (1910).....	15
Collins (1910).....	15

Home Runs

Foxx (1932).....	58
McGwire (1996).....	52
McGwire (1987).....	49
Foxx (1933).....	48
Jackson (1969).....	47
Canseco (1991).....	44
Foxx (1934).....	44
Giambi (2000).....	43
McGwire (1992).....	42
Canseco (1988).....	42
Zernial (1953).....	42

Runs Batted In

Foxx (1932).....	169
Simmons (1930).....	165
Foxx (1933).....	163
Simmons (1929).....	157
Foxx (1930).....	156
Simmons (1932).....	151
Giambi (2000).....	137
Tejada (2002).....	131
Baker (1912).....	130
Foxx (1934).....	130

Walks

Joost (1949).....	149
Giambi (2000).....	137
Fain (1949).....	136
Fain (1950).....	133
Giambi (2001).....	129
Bishop (1930).....	128
Bishop (1929).....	128
Joost (1952).....	122
Hartsel (1905).....	121
Valo (1949).....	119
Joost (1948).....	119

Strikeouts

Canseco (1986).....	175
Jackson (1968).....	171
Cust (2007).....	164
Jackson (1971).....	161
Canseco (1990).....	158
Canseco (1987).....	157
Swisher (2006).....	152
Canseco (1991).....	152
Monday (1968).....	143
Mathews (1964).....	143

Total Bases

Foxx (1932).....	438
Foxx (1933).....	403
Simmons (1930).....	392
Simmons (1925).....	392
Simmons (1929).....	373
Simmons (1932).....	367
Foxx (1930).....	358
Moses (1937).....	357
Foxx (1934).....	352
Canseco (1988).....	347

Extra Base Hits

Foxx (1932).....	100
Foxx (1933).....	94
Simmons (1930).....	93
Giambi (2001).....	87
Jackson (1969).....	86
Moses (1937).....	86
Simmons (1929).....	84
Foxx (1930).....	83
Simmons (1926).....	82
McGwire (1987).....	81

Stolen Bases

RHenderson (1982).....	130
RHenderson (1983).....	108
RHenderson (1980).....	100
Collins (1910).....	81
North (1976).....	75
Collins (1909).....	67
RHenderson (1998).....	66
RHenderson (1984).....	66
RHenderson (1990).....	65
Collins (1912).....	63

Batting Average

Lajoie (1901).....	.426
Simmons (1931).....	.390
Simmons (1925).....	.384
Simmons (1930).....	.381
Collins (1911).....	.365
Simmons (1929).....	.365
Foxx (1932).....	.364
Cochrane (1930).....	.357
Cobb (1927).....	.357
Foxx (1933).....	.356
Lamar (1925).....	.356

Slugging Pct.

Foxx (1932).....	.749
McGwire (1996).....	.730
Simmons (1930).....	.708
Foxx (1933).....	.703
Giambi (2001).....	.660
Foxx (1934).....	.653
Giambi (2000).....	.647
Lajoie (1901).....	.643
Simmons (1929).....	.642
Simmons (1931).....	.641

On-Base Percentage

Giambi (2001).....	.477
Giambi (2000).....	.476
Foxx (1932).....	.469
McGwire (1996).....	.467
Foxx (1929).....	.463
Lajoie (1901).....	.463
Foxx (1935).....	.461
Cochrane (1933).....	.459
Collins (1914).....	.452
Collins (1911).....	.451
Fain (1951).....	.451

Oakland Season Batting Leaders

Games

Tejada (2003)	162
Long (2002)	162
Tejada (2002)	162
Long (2001)	162
Tejada (2001)	162
Griffin (1986)	162
Griffin (1985)	162
Bando (1973)	162
Bando (1969)	162
Bando (1968)	162

At Bats

Tejada (2002)	662
Damon (2001)	644
Campaneris (1968)	642
Tejada (2003)	636
Sierra (1993)	630
Canseco (1987)	630
Long (2001)	629
Armas (1980)	628
Chavez (2005)	625
Campaneris (1972)	625

Runs


Jackson (1969)	123
Canseco (1988)	120
RHenderson (1990)	119
RHenderson (1982)	119
Giambi (1999)	115
Canseco (1991)	115
RHenderson (1984)	113
RHenderson (1980)	111
Giambi (2001)	109
three players tied	108

Hits

Tejada (2002)	204
Kotsay (2004)	190
Canseco (1988)	187
Lansford (1989)	185
Washington (1975)	182
Giambi (1999)	181
Rudi (1972)	181
Lansford (1984)	179
RHenderson (1980)	179
Giambi (2001)	178
Long (2001)	178

Doubles

Giambi (2001)	47
Chavez (2001)	43
Tejada (2003)	42
Grieve (1998)	41
Giambi (1997)	41
Chavez (2005)	40
Grieve (2000)	40
Giambi (1996)	40
four players tied	39



Reggie Jackson

Triples

Garner (1976)	12
Polonia (1987)	10
Byrnes (2003)	9
Rudi (1972)	9
Campaneris (1968)	9
Armas (1980)	8
Page (1977)	8
Campaneris (1974)	8
seven players tied	7

Home Runs

McGwire (1996)	52
McGwire (1987)	49
Jackson (1969)	47
Canseco (1991)	44
Giambi (2000)	43
McGwire (1992)	42
Canseco (1988)	42
Thomas (2006)	39
McGwire (1995)	39
McGwire (1990)	39

Runs Batted In

Giambi (2000)	137
Tejada (2002)	131
Canseco (1988)	124
Giambi (1999)	123
Canseco (1991)	122
Giambi (2001)	120
McGwire (1987)	118
Kingman (1984)	118
Jackson (1969)	118
Canseco (1986)	117
Jackson (1973)	117

Walks

Giambi (2000)	137
Giambi (2001)	129
RHenderson (1998)	118
Bando (1970)	118
RHenderson (1980)	117
McGwire (1996)	116
RHenderson (1982)	116
Jackson (1969)	114
Bando (1969)	111
McGwire (1990)	110
Tenace (1974)	110

Strikeouts

Canseco (1986)	175
Jackson (1968)	171
Cust (2007)	164
Jackson (1971)	161
Canseco (1990)	158
Canseco (1987)	157
Swisher (2006)	152
Canseco (1991)	152
Monday (1968)	143
Jackson (1969)	142

Total Bases

Canseco (1988)	347
McGwire (1987)	344
Giambi (2001)	343
Tejada (2002)	336
Jackson (1969)	334
Giambi (2000)	330
Giambi (1999)	318
Canseco (1991)	318
Armas (1980)	314
Berroa (1996)	312

Extra Base Hits

Giambi (2001)	87
Jackson (1969)	86
McGwire (1987)	81
Jackson (1975)	78
Canseco (1991)	77
Canseco (1988)	76
Chavez (2001)	75
Chavez (2003)	73
McGwire (1996)	73
Giambi (2000)	73

Stolen Bases

RHenderson (1982)	130
RHenderson (1983)	108
RHenderson (1980)	100
North (1976)	75
RHenderson (1998)	66
RHenderson (1984)	66
RHenderson (1990)	65
Campaneris (1969)	62
Campaneris (1968)	62
RHenderson (1991)	58

Batting Average

Giambi (2001)	.342
Lansford (1989)	.336
Giambi (2000)	.333
RHenderson (1990)	.325
Durazo (2004)	.321
RHenderson (1981)	.319
Giambi (1999)	.315
Kotsay (2004)	.314
McGwire (1996)	.312
Washington (1975)	.308
Tejada (2002)	.308

Slugging Pct.

McGwire (1996)	.730
Giambi (2001)	.660
Giambi (2000)	.647
McGwire (1987)	.618
Jackson (1969)	.608
McGwire (1992)	.585
RHenderson (1990)	.577
Canseco (1988)	.569
Jaha (1999)	.556
Canseco (1991)	.556

On-Base Pct.

Giambi (2001)	.477
Giambi (2000)	.476
McGwire (1996)	.467
RHenderson (1990)	.439
Giambi (1999)	.422
RHenderson (1980)	.420
Jaha (1999)	.414
RHenderson (1983)	.414
RHenderson (1994)	.411
Jackson (1969)	.410

Franchise Season Pitching Leaders

Games

Koch (2002)	84
Wyatt (1964)	81
Groom (1997)	78
Groom (1999)	76
Fingers (1974)	76
Bradford (2002)	75
Groom (1998)	75
Fingers (1975)	75
Lacey (1978)	74
seven players tied	72

Wins

Grove (1931)	31
Coombs (1910)	31
Grove (1930)	28
Coombs (1911)	28
Welch (1990)	27
Rommell (1922)	27
Waddell (1905)	27
Plank (1904)	26
Plank (1912)	26
three players tied	25

Innings Pitched

Waddell (1904)	383.0
Plank (1904)	357.1
Coombs (1910)	353.0
Plank (1905)	346.2
Plank (1907)	343.2
Coombs (1911)	336.2
Plank (1903)	336.0
Perry (1918)	332.1
Fraser (1901)	331.0
Waddell (1905)	328.2

Games Started

Waddell (1904)	46
Plank (1904)	43
Hunter (1974)	41
Plank (1905)	41
eight players tied	40

Losses

Perry (1920)	25
Bush (1916)	24
Myers (1916)	23
Rommel (1921)	23
Naylor (1920)	23
Wyckoff (1915)	22
Ditmar (1956)	22
Kelley (1937)	21
Harris (1943)	21
nine tied with	20

Walks

Myers (1916)	168
Wyckoff (1915)	165
Marchildon (1947)	141
Marchildon (1942)	140
Earnshaw (1930)	139
Cain (1933)	137
Fraser (1901)	132
Grove (1925)	131
Marchildon (1948)	131
Bush (1916)	130


Complete Games

Waddell (1904)	39
Plank (1904)	37
Plank (1905)	35
Coombs (1910)	35
Fraser (1901)	35
Waddell (1903)	34
Plank (1907)	33
Plank (1903)	33
Plank (1902)	31
Myers (1916)	31
Henley (1904)	31

Saves

Eckersley (1992)	51
Eckersley (1990)	48
Eckersley (1988)	45
Koch (2002)	44
Foulke (2003)	43
Eckersley (1991)	43
Street (2006)	37
Eckersley (1993)	36
Caudill (1984)	36
Isringhausen (2001)	34

(Since 1969)



Lefty Grove

Strikeouts

Waddell (1904)	349
Waddell (1903)	302
Blue (1971)	301
Waddell (1905)	287
Waddell (1907)	232
Coombs (1910)	224
Plank (1905)	210
Waddell (1902)	210
Grove (1930)	209
three players tied	205

Shutouts

Coombs (1910)	13
Blue (1971)	8
Plank (1907)	8
Waddell (1906)	8
Waddell (1904)	8
Bush (1916)	8
six players tied	7

ERA

Coombs (1910)	1.30
Krause (1909)	1.39
Waddell (1905)	1.48
Morgan (1910)	1.55
Bender (1910)	1.58
Waddell (1904)	1.62
Morgan (1909)	1.65
Bender (1909)	1.66
Plank (1909)	1.76
Blue (1971)	1.82

Won-Loss Percentage

Grove (1931)	31-4 . 886
Bender (1914)	17-3 . 850
Grove (1930)	28-5 . 848
Zito (2002)	23-5 . 821
Bender (1910)	23-5 . 821
Welch (1990)	27-6 . 818
Plank (1912)	26-6 . 813
Hunter (1973)	21-5 . 808
Coombs (1910)	31-9 . 775
Waddell (1902)	24-7 . 774
Shantz (1952)	24-7 . 774

(Min. 20 decisions)

Relief Pitchers Save Rule

A pitcher is credited with a save when he meets all three of the following conditions:

1. He is the finishing pitcher in a game won by his club, and
2. He is not the winning pitcher, and
3. He qualifies under one of the following conditions:
 - a. He enters the game with a lead of no more than three runs and pitches for at least one inning, or
 - b. He enters the game with the potential tying run either on base, at bat, or on deck (that is, the potential tying run is either on base or is one of the first two batsmen he faces), or
 - c. He pitches effectively for at least three innings

Oakland Season Pitching Leaders

Games

Koch (2002)	84
Groom (1997)	78
Groom (1999)	76
Fingers (1974)	76
Bradford (2002)	75
Groom (1998)	75
Fingers (1975)	75
Lacey (1978)	74
seven players tied	72

Wins

Welch (1990)	27
Hunter (1974)	25
Blue (1971)	24
Zito (2002)	23
Stewart (1990)	22
Norris (1980)	22
Blue (1975)	22
seven players tied	21

Innings Pitched

Hunter (1974)	318.0
Blue (1971)	312.0
Blue (1976)	298.0
Holtzman (1973)	297.1
Hunter (1972)	295.0
Langford (1980)	290.0
Norris (1980)	284.0
Blue (1974)	282.0
Blue (1977)	280.0
Blue (1975)	278.0

Games Started

Hunter (1974)	41
Blue (1974)	40
Holtzman (1973)	40
Dobson (1970)	40
Hunter (1970)	40
Torrez (1976)	39
Blue (1971)	39
Blue (1977)	38
Blue (1975)	38
Holtzman (1975)	38
Holtzman (1974)	38

Losses

Kingman (1980)	20
Blue (1977)	19
Langford (1977)	19
Keough (1982)	18
Keough (1979)	17
Holtzman (1974)	17
Candiotti (1998)	16
Langford (1982)	16
Langford (1979)	16
five players tied	15

Walks


Odom (1969)	112
Stewart (1988)	110
Rijo (1986)	108
Holtzman (1975)	108
Moore (1991)	105
Stewart (1991)	105
Stewart (1987)	105
Blue (1973)	105
Moore (1992)	103
Appier (2000)	102
Plunk (1986)	102

Complete Games

Langford (1980)	28
Norris (1980)	24
Blue (1971)	24
Hunter (1974)	23
Keough (1980)	20
Blue (1976)	20
Langford (1981)	18
six players tied	16

Saves

Eckersley (1992)	51
Eckersley (1990)	48
Eckersley (1988)	45
Koch (2002)	44
Foulke (2003)	43
Eckersley (1991)	43
Street (2006)	37
Eckersley (1993)	36
Caudill (1984)	36
Isringhausen (2001)	34



Vida Blue

Strikeouts

Blue (1971)	301
Zito (2001)	205
Stottlemire (1995)	205
Stewart (1987)	205
Haren (2007)	192
Stewart (1988)	192
Hunter (1972)	191
Blue (1975)	189
Zito (2002)	182
Hudson (2001)	181
Hunter (1971)	181

Shutouts

Blue (1971)	8
Blue (1976)	6
Hunter (1974)	6
Nash (1968)	6
Hunter (1972)	5
Dobson (1970)	5
10 players tied	4

ERA

Blue (1971)	1.82
Hunter (1972)	2.04
Nash (1968)	2.28
McCatty (1981)	2.32
Blue (1976)	2.36
Odom (1968)	2.45
Hunter (1974)	2.49
Torrez (1976)	2.50
Odom (1972)	2.50
Holtzman (1972)	2.51

Won-Loss Percentage

Zito (2002)	.23-5 . 821
Welch (1990)	.27-6 . 818
Hunter (1973)	.21-5 . 808
Hudson (2000)	20-6 . 769
Blue (1971)	.24-8 . 750
Hunter (1972)	.21-7 . 750
Dobson (1971)	15-5 . 750
Mulder (2002)	19-7 . 731
Davis (1989)	.19-7 . 731
Mulder (2001)	21-8 . 724

(Min. 20 decisions)

Longest Streaks by Oakland A's Pitchers

Scoreless

37	August 13 to August 17, 1983
29	June 11 to June 14, 1968
29	August 27 to August 31, 1996
29	April 9 to April 12, 1978
29	May 27 to May 30, 1976
29	June 3 to June 5, 1972
29	July 30 to August 2, 1972
29	July 21 to July 24, 1968

Homerless

136.2	June 19-July 4, 1974
96.0	June 23-July 4, 1999
92.0	July 28-August 6, 1970
91.2	April 11-21, 1971
83.0	June 24-July 2, 1978
80.0	May 9-20, 1977
77.0	May 21-31, 1977

Oakland Season Rookie Leaders

Batting

Games

Garner (1975)	160
Canseco (1986)	157
Grieve (1998)	155
Revering (1978)	152
Crosby (2004)	151
McGwire (1987)	151

At Bats

Canseco (1986)	600
Long (2000)	584
Grieve (1998)	583
McGwire (1987)	557
Crosby (2004)	545

Runs

Long (2000)	104
McGwire (1987)	97
Grieve (1998)	94
Canseco (1986)	85
Page (1977)	85

Hits

Long (2000)	168
Grieve (1998)	168
McGwire (1987)	161
Gates (1993)	155
Page (1977)	154

Doubles

Grieve (1998)	41
Crosby (2004)	34
Long (2000)	34
Swisher (2005)	32
Canseco (1986)	29
Gates (1993)	29

Triples

Polonia (1987)	10
Page (1977)	8
Buck (2007)	5
Piatt (2000)	5
Garner (1975)	5
Washington (1974)	5

Home Runs

McGwire (1987)	49
Canseco (1986)	33
Crosby (2004)	22
Gross (1977)	22
Swisher (2005)	21
Page (1977)	21

Runs Batted In

McGwire (1987)	118
Canseco (1986)	117
Grieve (1998)	89
Long (2000)	80
Page (1977)	75

Walks

Gross (1977)	86
Grieve (1998)	85
Page (1977)	78
McGwire (1987)	71
Canseco (1986)	65

Strikeouts

Canseco (1986)	175
Crosby (2004)	141
McGwire (1987)	131
Grieve (1998)	123
Swisher (2005)	110

Stolen Bases

Page (1977)	42
Henderson (1979)	33
Polonia (1987)	29
Washington (1974)	28
Edwards (1978)	27

Batting Average

Page (1977)	.307
Gates (1993)	.290
Neel (1993)	.290
McGwire (1987)	.289
Grieve (1998)	.288
Buck (2007)	.288
Long (2000)	.288

(min. 300 plate appearances)

Slugging Percentage

McGwire (1987)	.618
Page (1977)	.521
Buck (2007)	.474
Neel (1993)	.473
Steinbach (1987)	.471

(min. 300 plate appearances)

On-Base Percentage

Page (1977)	.405
Grieve (1998)	.386
Buck (2007)	.377
McGwire (1987)	.370
Neel (1993)	.367

(min. 300 plate appearances)

Pitching

Games

Small (1997)	71
Street (2005)	67
Lacey (1977)	64
Fingers (1969)	60
Chitren (1991)	56

Wins

Blanton (2005)	12
Codiroli (1983)	12
Hudson (1999)	11
Johnson (1978)	11
McCatty (1979)	11

Innings Pitched

Langford (1977)	208.1
Codiroli (1983)	205.2
Blanton (2005)	201.1
Keough (1978)	197.1
Johnson (1978)	186.0

Games Started

Blanton (2005)	33
Keough (1978)	32

Codiroli (1983)	31
Langford (1977)	31
Johnson (1978)	30

Complete Games

McCatty (1979)	8
Codiroli (1983)	7
Johnson (1978)	7
Keough (1978)	6
Langford (1977)	6

Saves

Street (2005)	23
Fingers (1969)	12
Ontiveros (1985)	8
Bair (1977)	7
Lacey (1977)	7

Strikeouts

Langford (1977)	141
Hudson (1999)	132
Blanton (2005)	116
Conroy (1983)	112
Keough (1978)	108

Shutouts

Codiroli (1983)	2
Johnson (1978)	2
Blue (1970)	2
14 tied with	1

ERA

Hamilton (1972)	2.93
Lacey (1977)	3.03
Burns (1988)	3.16
Hudson (1999)	3.23
Keough (1978)	3.24

(min. 100.0 innings)

Won-Loss Percentage

Hudson (1999)	11-2	.846
Burns (1988)	8-2	.800
Young (1984)	9-4	.692
Small (1997)	9-5	.643
Zito (2000)	7-4	.636

(min. 10 decisions)

Athletics Year-By-Year Fielding

Year	AVG.	G	PO	A	E	TC	DP	TP	PB
1901	.942	137	3600	1903	337	5840	93		23
1902	.953	137	3646	1819	270	5735	75		13
1903	.960	137	3618	1613	217	5448	66		20
1904	.959	155	4080	1835	250	6165	67		21
1905	.957	152	4101	1746	265	6112	64		21
1906	.955	149	3941	1728	267	5936	86		17
1907	.958	150	4046	1959	263	6268	67		14
1908	.957	157	4158	1886	272	6316	68		20
1909	.961	153	4105	1894	245	6244	92		14
1910	.965	155	4255	2001	230	6486	117		10
1911	.964	152	4121	1896	225	6242	100		14
1912	.959	153	4100	2023	263	6386	115		17
1913	.966	153	4048	1958	212	6218	108		13
1914	.966	158	4198	1938	213	6349	116		25
1915	.947	154	4044	2023	338	6405	118		17
1916	.951	154	4021	2126	314	6461	126		19
1917	.961	154	4078	2064	251	6393	106		17
1918	.959	130	3458	1850	228	5536	136		7
1919	.956	140	3702	1902	257	5861	96		9
1920	.959	156	4120	2173	266	6559	125		13
1921	.958	155	4182	2005	274	6461	144		14
1922	.966	155	4072	1978	215	6265	118		16
1923	.964	153	4064	1935	221	6220	127		23
1924	.971	152	4025	1943	180	6148	157		12
1925	.966	153	4117	1931	211	6259	148		13
1926	.972	150	4041	1869	171	6081	131		10
1927	.970	155	4161	1897	190	6248	124		10
1928	.970	153	4107	1728	181	6016	124		10
1929	.975	151	4065	1587	146	5798	117		10
1930	.976	154	4127	1651	145	5923	121		11
1931	.976	153	4088	1614	141	5843	151		10
1932	.979	154	4160	1736	124	6020	142		15
1933	.966	152	4032	1750	203	5985	121		9
1934	.967	153	4012	1809	196	6017	166		12
1935	.967	149	3964	1690	190	5844	150		11
1936	.965	154	4061	1773	209	6043	152		21
1937	.967	154	4002	1725	198	5925	150		15
1938	.965	154	3964	1637	206	5807	119		15
1939	.965	153	4028	1678	210	5916	131		14
1940	.960	154	4035	1667	238	5940	131		15
1941	.967	154	4095	1733	200	6028	150		20
1942	.968	154	4062	1678	188	5928	124		23
1943	.973	155	4180	1741	162	6083	148		19
1944	.971	155	4192	1745	176	6113	127		12
1945	.973	153	4140	1903	168	6211	160		9
1946	.971	155	4028	1594	167	5789	141		7
1947	.976	156	4174	1689	143	6006	161		5
1948	.981	154	4108	1710	113	5931	180		7
1949	.976	154	4102	1710	140	5952	217		10
1950	.974	154	4033	1732	155	5920	208		9
1951	.978	154	4073	1849	136	6058	204		12
1952	.977	155	4150	1766	140	6056	148		11
1953	.977	157	4218	1710	137	6065	161		15
1954	.971	156	4104	1655	169	5928	163		12
Phila.	.966	8213	218406	98155	11226	327787	6957		761

FRONT OFFICE

2008 ATHLETICS

REVIEW

RECORDS

HISTORY

OPPONENTS

PLAYER DEVELOPMENT

MISCELLANEOUS

FRONT OFFICE

Table listing records for Front Office, Athletics, Review, and History categories. Includes names like Murphy, Collins, Strunk, Burns, Dykes, Johnson, Walker, Hauser, Simmons, Cobb, Bishop, Fox, Finney, Moses, Johnson, White, Hayes, Siebert, Hall, Chapman, Joost, Zernial, Jacobs, Lopez, Zernial, Cerv, Tuttle, Howser, Siebern, Charles, Colavito, Campaneris, Jackson, North.

Table listing records for Hits category. Includes names like Page, Revering, Henderson, Henderson, Davis, Canseco, McGwire, Lansford, R. Henderson, Canseco, McGwire, Sierra, Javier, Berroa, McGwire, Giambi, Henderson, Giambi, Tejada, Tejada, Byrnes, Chavez, Swisher, Ellis, Swisher.



Dave Henderson

Table listing records for various categories including Fox, Cramer, Moses, Siebert, Chapman, Hall, McCosky, Majecki, Chapman, Fain, Joost, Fain, Philleby, Finigan, Power, Cerv, Tuttle, Lumpe, Howser, Causey, Campaneris, Bando, Jackson, Rudi, Bando, Rudi, Washington, North, Sanguillein, Page, Revering, Henderson, Henderson.

Table listing records for Doubles category. Includes names like Henderson, Lansford, Griffin, Griffn, Canseco, Canseco, Lansford, R. Henderson, D. Henderson, Bordick, Gates, Javier, Sierra, Berroa, Berroa, Giambi, Grieve, Giambi, Giambi, Long, Tejada, Tejada, Kotsay, Chavez, Payton, Stewart.

Doubles

Table listing records for Doubles category. Includes names like Lajoie, Davis, Seybold, Murphy, Cross, Davis, Davis, Murphy, Collins, Murphy, Baker, Baker, Baker, Collins, Strunk, Strunk, Bodie, Burns, Gardner, Walker, Dugan, Dykes, Walker, Walker, Perkins, Hauser, Simmons, Simmons, Miller, Simmons, Haas, Cochrane, Miller, McNair.

1912	Coombs	40	1961	Kunkel	58	1939	Ross	28
1913	Bender	48	1962	Wyatt	59	1940	Babich	30
1914	Bush	38	1963	Wyatt	63	1941	Marchildon	27
	Shawkey	38	1964 Wyatt	81	1942	Marchildon	31	
1915	Wyckoff	43	1965	Dickson	68	1943	Flores	27
1916	Myers	44	1966	Aker	66		Harris	27
1917	Myers	38	1967	Aker	57	1944	Newsom	33
1918	Perry	44	1968	Aker	54	1945	Newsom	34
1919	Kinney	43	1969	Lindblad	60	1946	Marchildon	29
1920	Perry	42		Fingers	60	1947	Marchildon	35
	Naylor	42	1970	Grant	72	1948	Marchildon	30
1921	Rommel	46	1971	Fingers	48	1949	Coleman	30
1922 Rommel	51		1972	Fingers	65	1950	Brissie	31
1923 Rommel	56		1973	Fingers	62	1951	Kellner	29
1924	Rommel	43	1974 Fingers	76	1952	Shantz	33	
1925	Walberg	53	1975 Fingers	75		Kellner	33	
1926	Pate	47	1976	Fingers	70	1953	Byrd	37
1927	Grove	51	1977	Lacey	64	1954	Portocarrero	33
1928	Rommel	43	1978	Lacey	74	1955	Kellner	24
1929	Earnshaw	44	1979	Heaverlo	67	1956	Ditmar	34
1930 Grove	50		1980	Lacey	42	1957	Garver	23
1931	Walberg	44	1981	Jones	33	1958	Terry	33
1932	Grove	44	1982	Underwood	56	1959	Garver	30
1933	Grove	45	1983	Underwood	51	1960	Daley	35
1934	Cascarella	42	1984	Caudill	68	1961	Archer	27
1935	Dietrich	43	1985	Howell	63	1962	Rakow	35
1936	Kelley	35	1986	Ontiveros	46	1963	Wickersham	33
	Rhodes	35	1987	Eckersley	54	1964	Segui	35
1937	Kelley	41		Nelson	54	1965	Talbot	33
1938	Smith	43	1988	Eckersley	60	1966	Hunter	25
1939	Dean	54	1989	Honeycutt	64	1967	Hunter	35
1940	Heusser	41	1990	Eckersley	63	1968	Dobson	34
1941	Ferrick	36	1991	Eckersley	67		Hunter	34
1942	Marchildon	38	1992	Eckersley	69	1969	Dobson	35
1943	Wolff	41	1993	Eckersley	64		Hunter	35
1944	Kellner	53	1994	Eckersley	45	1970	Hunter	40
1945 Berry	52		1995	Eckersley	52		Dobson	40
1946	Savage	40	1996	Groom	72	1971	Blue	39
1947	Christopher	44		Mohler	72	1972	Hunter	37
	Savage	44	1997	Groom	78	1973	Holtzman	40
1948	Harris	45	1998	Groom	75	1974	Hunter	41
1949	Kellner	38	1999	Groom	76	1975	Holtzman	38
	Scheib	38	2000	Tam	72		Blue	38
1950	Brissie	46	2001	Tam	70	1976	Torrez	39
1951	Scheib	46	2002 Koch	84	1977	Blue	38	
1952	Hooper	43	2003	Bradford	72	1978	Keough	32
1953	Martin	58		Foulke	72	1979	Langford	29
1954	Burtschy	38	2004	Bradford	68	1980	Langford	33
1955	Gorman	57	2005	Rincon	67		Norris	33
1956	Crimian	54		Street	67	1981	Langford	24
1957	Trucks	48	2006	Calero	70	1982	Keough	34
1958	Gorman	50	2007	Embree	68	1983	Codioli	31
1959	Grim	40				1984	McCatty	30
1960	Kutyna	51				1985	Codioli	37



Mike Moore

Games Started

1901	Fraser	37
1902	Plank	32
1903 Plank	40	
1904	Waddell	46
1905 Plank	41	
1906	Waddell	34
1907	Plank	40
1908	Vickers	33
1909	Plank	33
1910	Coombs	38
1911 Coombs	40	
1912	Coombs	32
1913	Brown	35
1914	Shawkey	31
1915	Wyckoff	34
1916	Myers	35
1917	Bush	31
1918 Perry	36	
1919	Johnson	25
1920	Naylor	36
1921	Rommel	32
1922	Rommel	33
1923	Hasty	36
1924	Rommel	34
1925 Harriss	33	
1926	Grove	33
1927	Walberg	34
1928	Grove	31
1929 Grove	37	
1930 Earnshaw	39	
1931	Walberg	35
1932	Walberg	34
1933	Cain	32
1934	Cain	32
1935	Marcum	27
1936	Rhodes	28
1937	Caster	33
1938 Caster	40	

Designated Hitter Rule


A hitter may be designated to bat for the pitcher in any spot in the batting order in any game without affecting the status of the pitcher. The designated hitter must be selected and be included on the lineup cards presented to the umpire-in-chief prior to the game. Failure to do so precludes the use of a designated hitter for that game.

The designated hitter is "locked" into the batting order but may be removed for a pinch-hitter or pinch-runner, who in turn becomes the designated hitter. The designated hitter, while still in the game, may be used defensively but the pitcher then assumes the batting order of the replaced defensive player, thus terminating the designated hitter role. The designated hitter is eligible for all American League batting titles.

1986	Young	27
1987	Stewart	37
1988	Stewart	37
1989	Stewart	36
1990	Stewart	36
1991	Stewart	35
	Welch	35
1992	Moore	36
1993	Witt	33
1994	Darling	25
1995	Stottlemire	31
1996	Wengert	25
1997	Karsay	24
1998	Rogers	34
1999	Heredia	33
2000	Heredia	32
	Hudson	32
2001	Hudson	35
	Zito	35
2002	Zito	35
2003	Zito	35
2004	Zito	34
2005	Zito	35
2006	Haren	34
	Zito	34
2007	Blanton	34
	Gaudin	34
	Haren	34

Complete Games

1901	Fraser	35
1902	Plank	31
1903	Waddell	34
1904	Waddell	39
1905	Plank	35
1906	Bender	24
1907	Plank	33
1908	Vickers	21
	Plank	21
1909	Plank	24
	Bender	24
1910	Coombs	35
1911	Coombs	26
1912	Plank	24
1913	Plank	18
1914	Shawkey	18
1915	Wycckoff	20
1916	Myers	31
1917	Bush	17
1918	Perry	30
1919	Naylor	17
1920	Perry	20
	Naylor	20
1921	Rommel	20
1922	Rommel	22
1923	Rommel	19
1924	Rommel	21



Ron Darling

1925	Harris	15
1926	Grove	20
1927	Walberg	15
1928	Grove	24
1929	Grove	21
1930	Grove	22
1931	Grove	27
1932	Grove	27
1933	Grove	21
1934	Marcum	17
1935	Marcum	19
1936	Kelley	20
1937	Caster	19
1938	Caster	20
1939	Nelson	12
1940	Babich	16
1941	Marchildon	14
1942	Marchildon	18
1943	Harris	15
1944	Newsom	18
1945	Christopher	17
1946	Marchildon	16
1947	Marchildon	21
1948	Fowler	16
1949	Kellner	19
1950	Kellner	15
	Brissie	15
1951	Shantz	13
1952	Shantz	27
1953	Kellner	14
1954	Portocarrero	16
1955	Ditmar	7
1956	Ditmar	14
1957	Garver	6
1958	Garver	10
1959	Daley	12
1960	Herbert	14
1961	Archer	9
1962	Rakow	11
1963	Drabowsky	9
	Pena	9
1964	Pena	5
1965	Segui	5

1966	Nash	5
1967	Hunter	13
1968	Nash	12
1969	Dobson	11
1970	Dobson	13
1971	Blue	24
1972	Holtzman	16
	Hunter	16
1973	Holtzman	16
1974	Hunter	23
1975	Holtzman	13
	Blue	13
1976	Blue	20
1977	Blue	16
1978	Johnson	7
1979	Langford	14
1980	Langford	28
1981	Langford	18
1982	Langford	15
1983	Codirol	7
1984	Burris	5
1985	Codirol	4
1986	Andujar	7
1987	Stewart	8
1988	Stewart	14
1989	Stewart	8
1990	Stewart	11
1991	Welch	7
1992	Darling	4
1993	Witt	5
1994	Witt	5
1995	Ontiveros	2
	Stottlemire	2
1996	Prieto	2
1997	Oquist	1
	Wengert	1
1998	Rogers	7
1999	Rogers	3
2000	Heredia	2
	Hudson	2
2001	Mulder	6
2002	Hudson	4
2003	Mulder	9
2004	Mulder	5
2005	Haren	3
2006	Haren	2
	Loaiza	2
2007	Blanton	3

Saves

1968	Aker	7
1969	Fingers	12
1970	Grant	24
1971	Fingers	17
1972	Fingers	21
1973	Fingers	22
1974	Fingers	18

1975	Fingers	24
1976	Fingers	20
1977	Bair	7
	Lacey	7
1978	Sosa	14
1979	Heaverlo	9
1980	Lacey	6
1981	Beard	3
	Jones	3
1982	Beard	11
1983	Beard	10
1984	Caudill	36
1985	Howell	29
1986	Howell	16
1987	Eckersley	16
	Howell	16
1988	Eckersley	45
1989	Eckersley	33
1990	Eckersley	48
1991	Eckersley	43
1992	Eckersley	51
1993	Eckersley	36
1994	Eckersley	19
1995	Eckersley	29
1996	Taylor	17
1997	Taylor	23
1998	Taylor	33
1999	Taylor	26
2000	Isringhausen	33
2001	Isringhausen	34
2002	Koch	44
2003	Foulke	43
2004	Dotel	22
2005	Street	23
2006	Street	37
2007	Embree	17

Innings Pitched

1901	Fraser	331
1902	Plank	300
1903	Plank	336
1904	Waddell	383
1905	Plank	347
1906	Waddell	273
1907	Plank	344
1908	Vickers	300
1909	Plank	275
1910	Coombs	353
1911	Coombs	337
1912	Coombs	262
1913	Bender	237
1914	Shawkey	237
1915	Wycckoff	276
1916	Myers	315
1917	Bush	233
1918	Perry	332
1919	Naylor	205

Oakland Athletics Day/Night Doubleheaders

Date	Opponent	Site	Day Game	Night Game
August 10, 1971	Boston	Fenway Park	W, 6-5	W, 7-5
July 22, 1972	Boston	Fenway Park	W, 5-3	L, 0-3
July 17, 2000	Colorado	Coors Field	W, 11-10	L, 9-10 (10 inn.)
September 20, 2000	Baltimore	Camden Yards	L, 0-2	W, 4-0

1920	Perry	264
1921	Rommel	285
1922	Rommel	294
1923	Rommel	298
1924	Rommel	278
1925	Rommel	261
1926	Grove	258
1927	Grove	262
1928	Grove	262
1929	Grove	275
1930	Earnshaw	296
1931	Walberg	291
1932	Grove	292
1933	Grove	275
1934	Marcum	232
1935	Marcum	243
1936	Kelley	235
1937	Caster	232
1938	Caster	281
1939	Nelson	198
1940	Babich	229
1941	Marchildon	204
1942	Marchildon	244
1943	Flores	231
1944	Newsom	265
1945	Newsom	257
1946	Marchildon	227
1947	Marchildon	277
1948	Marchildon	226
1949	Kellner	245
1950	Brissie	246
1951	Kellner	210
1952	Shantz	280
1953	Byrd	237
1954	Portocarrero	248
1955	Ditmar	175
1956	Ditmar	254
1957	Garver	145
1958	Terry	217
1959	Daley	216
1960	Herbert	253
1961	Archer	205
1962	Rakow	235
1963	Wickersham	238
1964	Pena	219
1965	Talbot	198
1966	Krause	178
1967	Hunter	260
1968	Hunter	234
1969	Hunter	247
1970	Dobson	267
1971	Blue	213
1972	Hunter	295
1973	Holtzman	297

1974	Hunter	318
1975	Blue	278
1976	Blue	298
1977	Blue	279.2
1978	Keough	197.1
1979	Langford	219.0
1980	Langford	290.0
1981	Langford	195.1
1982	Langford	237.1
1983	Codioli	205.2
1984	Burris	211.2
1985	Codioli	226.0
1986	Young	198.0
1987	Stewart	261.1
1988	Stewart	275.2
1989	Stewart	257.2
1990	Stewart	267.0
1991	Stewart	226.0
1992	Moore	223.0
1993	Witt	220.0
1994	Darling	160.0
1995	Stottlemire	209.2
1996	Wengert	161.1
1997	Wengert	134.0
1998	Rogers	238.2
1999	Heredia	200.1
2000	Hudson	202.1
2001	Hudson	235.0
2002	Hudson	238.1
2003	Hudson	240.0
2004	Mulder	225.2
2005	Zito	228.1
2006	Haren	223.0
2007	Blanton	230.0

Strikeouts

1901	Fraser	110
1902	Waddell	210
1903	Waddell	302
1904	Waddell	349
1905	Waddell	287
1906	Waddell	196
1907	Waddell	232
1908	Dygart	164
1909	Bender	161
1910	Coombs	224
1911	Coombs	185
1912	Coombs	120
1913	Plank	151
1914	Plank	110
1915	Wyckoff	157
1916	Myers	182
1917	Bush	121
1918	Perry	81



Ken Holtzman

1919	Kinney	97
1920	Naylor	90
1921	Harriss	92
1922	Harriss	102
1923	Harriss	89
1924	Rommel	72
1925	Grove	116
1926	Grove	194
1927	Grove	174
1928	Grove	183
1929	Grove	170
1930	Grove	209
1931	Grove	175
1932	Grove	188
1933	Grove	114
1934	Marcum	92
1935	Marcum	99
1936	Kelley	82
1937	Caster	100
1938	Caster	112
1939	Nelson	75
1940	Babich	94
1941	Marchildon	74
1942	Marchildon	110
1943	Flores	113
1944	Newsom	142
1945	Newsom	127
1946	Marchildon	95
1947	Marchildon	128
1948	Brissie	127
1949	Brissie	118
1950	Brissie	101
1951	Kellner	94
1952	Shantz	152
1953	Byrd	122
1954	Portocarrero	132
1955	Ditmar	79
1956	Ditmar	126
1957	Terry	80
1958	Terry	134
1959	Daley	125

1960	Daley	126
1961	Archer	110
1962	Rakow	159
1963	Pena	128
1964	Pena	184
1965	Segui	119
1966	Hunter	103
1967	Hunter	196
1968	Hunter	172
1969	Odom	150
	Hunter	150
1970	Hunter	178
1971	Blue	301
1972	Hunter	191
1973	Blue	158
1974	Blue	174
1975	Blue	189
1976	Blue	166
1977	Blue	157
1978	Keough	108
1979	Langford	101
1980	Norris	180
1981	McCatty	91
1982	Norris	83
1983	Conroy	112
1984	Burris	93
1985	Codioli	111
1986	Rijo	176
1987	Stewart	205
1988	Stewart	192
1989	Moore	172
1990	Stewart	166
1991	Moore	153
1992	Stewart	130
1993	Witt	131
1994	Witt	111
1995	Stottlemire	205
1996	Reyes	78
1997	Karsay	92
1998	Rogers	138
1999	Hudson	132
2000	Hudson	169
2001	Zito	205
2002	Zito	182
2003	Hudson	162
2004	Harden	167
2005	Zito	171
2006	Haren	176
2007	Haren	192

Bold denotes tied or led league

Ninth Inning Comebacks

Only once in Oakland history have the A's trailed by four or more runs heading into their last at bats and come back to win the game. On September 7, 2005, the A's trailed Seattle, 7-3, going into the bottom of the ninth at the Coliseum, but rallied for five runs in the inning for a 8-7 victory. The A's won the game when Eddie Guardado walked Nick Swisher with the bases loaded, scoring Jay Payton with the winning run. Prior to this contest, the last time the A's rallied from a deficit of four or more runs in their last at bat to win a game was on July 4, 1957 in the first game of a doubleheader against the Chicago White Sox. The A's trailed 4-0 heading into their last at bat, only to rally for five runs to pull out a 5-4 victory. Gus Zernial's single to left off Dixie Howell scored Hector Lopez and Joe DeMaestri with the tying and winning runs.

Athletics Home Run History

20 or More Home Runs in a Season

NO.	PLAYER	YEAR	NO.	PLAYER	YEAR	NO.	PLAYER	YEAR
58	Jimmie Foxx	1932	30	Jimmie Foxx	1931		Sam Chapman	1950
52	Mark McGwire	1996		Bob Johnson	1938		Ken Harrelson	1965
49	Mark McGwire	1987		Gus Zernial	1955		Reggie Jackson	1970
48	Jimmie Foxx	1933		Dave Kingman	1985		Billy Williams	1975
47	Reggie Jackson	1969		Miguel Tejada	2000		Ruben Sierra	1994
44	Jimmie Foxx	1934	29	Gus Zernial	1952		Jose Canseco	1997
	Jose Canseco	1991		Reggie Jackson	1968		Jermaine Dye	2004
43	Jason Giambi	2000		Sal Bando	1973	22	Al Simmons	1931
42	Gus Zernial	1953		Reggie Jackson	1974		Bob Johnson	1941
	Jose Canseco	1988		Gene Tenace	1975		Eddie Robinson	1953
	Mark McGwire	1992		Eric Chavez	2003		Bert Campaneris	1970
39	Mark McGwire	1990		Eric Chavez	2004		Sal Bando	1974
	Mark McGwire	1995	28	Bob Johnson	1935		Joe Rudi	1974
	Frank Thomas	2006		Jim Gentile	1964		Gene Tenace	1976
38	Bob Cerv	1958		Tony Armas	1982		Wayne Gross	1977
	Matt Stairs	1999		Rickey Henderson	1990		Jeff Newman	1979
	Jason Giambi	2001		Ben Griever	1999		Tony Armas	1981
37	Tilly Walker	1922	27	Joe Hauser	1924		Mike Davis	1987
	Jimmie Foxx	1930		Gus Zernial	1957		Dave Parker	1989
	Jose Canseco	1990		Don Mincher	1970		Mark McGwire	1991
36	Al Simmons	1930		Sal Bando	1976		Jose Canseco	1992
	Jimmie Foxx	1935		Dwayne Murphy	1982		Ruben Sierra	1993
	Reggie Jackson	1975		Matt Stairs	1997		Geronimo Berroa	1995
	Geronimo Berroa	1996		Jason Giambi	1998		Scott Brosius	1996
35	Al Simmons	1932		Ben Griever	2000		Bobby Crosby	2004
	Tony Armas	1980		Miguel Tejada	2003		Erubiel Durazo	2004
	Dave Kingman	1984	26	Eric Chavez	2005		Eric Chavez	2006
	Dave Kingman	1986		Mike Epstein	1972		Nick Swisher	2007
	Terry Steinbach	1996		Gene Tenace	1974	21	Bing Miller	1922
	John Jaha	1999		Matt Stairs	1998		Bob Johnson	1933
	Nick Swisher	2006		Eric Chavez	2000		Harry Simpson	1956
34	Al Simmons	1929		Jack Cust	2007		Joe Rudi	1975
	Bob Johnson	1934	25	Bob Johnson	1936		Mitchell Page	1977
	Rocky Colavito	1964		Bob Johnson	1937		Miguel Tejada	1999
	Mark McGwire	1997		Wally Moses	1937		Matt Stairs	2000
	Eric Chavez	2002		Sam Chapman	1941		Erubiel Durazo	2003
	Miguel Tejada	2002		Norm Siebern	1962		Ramon Hernandez	2003
33	Jimmie Foxx	1929		Reggie Jackson	1972		Nick Swisher	2005
	Gus Zernial	1951	24	Dave Henderson	1991	20	Frankie Hayes	1939
	Dwayne Murphy	1984		Al Simmons	1925		Sam Chapman	1946
	Jose Canseco	1986		Sam Chapman	1949		Eddie Joost	1952
	Mark McGwire	1989		Sal Bando	1971		Woodie Held	1957
	Jason Giambi	1999		Gene Tenace	1973		Bob Cerv	1959
32	Reggie Jackson	1971		Mike Davis	1985		Sal Bando	1970
	Reggie Jackson	1973		Dave Henderson	1988		Dwayne Murphy	1985
	Mark McGwire	1988		Jermaine Dye	2002		Dave Henderson	1990
	Eric Chavez	2001	23	Tilly Walker	1921		Harold Baines	1991
31	Bob Johnson	1940		Mickey Cochrane	1932		Dave Henderson	1993
	Sal Bando	1969		Mike Higgins	1935		Jason Giambi	1996
	Jose Canseco	1987		Bob Johnson	1939		Jason Giambi	1997
	Miguel Tejada	2001		Sam Chapman	1940		Eric Byrnes	2004
				Eddie Joost	1949			

Oakland Athletics Consecutive Series Won, Season

11	August 1-September 8, 2002	8	April 18 to May 15, 2003
11	August 26-October 2, 1988	8	May 29 to June 25, 2000
9	July 8-August 11, 2005		
9	August 24-September 27, 2001*		

*includes one one-game series

Home Run Leaders by Position

Franchise – Season

P	John Odom (1969)	5
C	Terry Steinbach (1996)	34
1B	Jimmie Foxx (1932)	51
2B	Mark Ellis (2007)	19
3B	Eric Chavez (2001)	32
SS	Miguel Tejada (2002)	34
LF	Gus Zernial (1953)	41
CF	Dwayne Murphy (1984)	33
RF	Reggie Jackson (1969)	45
DH	Frank Thomas (2006)	39

Oakland – Season

P	John Odom (1969)	5
C	Terry Steinbach (1996)	34
1B	Mark McGwire (1987)	48
2B	Mark Ellis (2007)	19
3B	Eric Chavez (2001)	32
SS	Miguel Tejada (2002)	34
LF	Ben Grievé (1999)	28
CF	Dwayne Murphy (1984)	33
RF	Reggie Jackson (1969)	45
DH	Frank Thomas (2006)	39

Franchise – Career

P	John Odom (1964-75)	12
C	Terry Steinbach (1986-96)	116
1B	Mark McGwire (1986-97)	349
2B	Dick Green (1963-74)	76
3B	Eric Chavez (1998-07)	221
SS	Miguel Tejada (1997-03)	156
LF	Bob Johnson (1933-42)	201
CF	Dwayne Murphy (1978-87)	152
RF	Reggie Jackson (1967-75; 87)	225
DH	Dave Kingman (1984-86)	98

Oakland – Career

P	John Odom (1968-75)	12
C	Terry Steinbach (1986-96)	116
1B	Mark McGwire (1986-97)	349
2B	Mark Ellis (2002-07)	56
3B	Eric Chavez (1998-07)	221
SS	Miguel Tejada (1997-03)	156
LF	Rickey Henderson (1979-84; 89-95; 98)	156
CF	Dwayne Murphy (1978-87)	152
RF	Reggie Jackson (1968-75; 87)	225
DH	Dave Kingman (1984-86)	98

Most 100-Win Seasons by Current MLB Franchises

New York-AL	18
Athletics	10
Cardinals	8
Braves	8
Giants	7
Dodgers	6

Grand Slam Leaders

Franchise – Season

1.	Jason Giambi (2000)	4
2.	Jimmie Foxx (1932)	3
	Jimmie Foxx (1934)	3
	Bob Johnson (1938)	3
	Gus Zernial (1952)	3
	Gene Tenace (1974)	3
	Dave Kingman (1984)	3
	Ben Grievé (2000)	3
	Miguel Tejada (2001)	3

Oakland – Season

1.	Jason Giambi (2000)	4
2.	Gene Tenace (1974)	3
	Dave Kingman (1984)	3
	Ben Grievé (2000)	3
	Miguel Tejada (2001)	3
6.	24 times	2

Franchise – Career

1.	Jimmie Foxx (1925-35)	9
	Sam Chapman (1938-41, 45-51)	9
	Gus Zernial (1951-57)	9
	Mark McGwire (1986-97)	9
5.	Bob Johnson (1933-42)	8
	Terry Steinbach (1986-96)	8
	Jason Giambi (1995-01)	8
8.	Sal Bando (1966-76)	7
	Matt Stairs (1996-00)	7
	Miguel Tejada (1997-03)	7

Oakland – Career

1.	Mark McGwire (1986-97)	9
2.	Terry Steinbach (1986-96)	8
	Jason Giambi (1995-01)	8
4.	Sal Bando (1968-76)	7
	Matt Stairs (1996-00)	7
	Miguel Tejada (1997-03)	7
7.	Gene Tenace (1969-76)	6
8.	Joe Rudi (1968-76; 82)	5
	Dave Kingman (1984-86)	5
	Eric Chavez (1998-07)	5

Big First Innings in Oakland History

Runs	Opponent	Date	Final Score
13	vs. California	July 5, 1996	W, 16-8
9	vs. Texas	Sept. 30, 2000	W, 23-2
9	vs. Baltimore	Sept. 3, 2006	W, 10-1
8	vs. Minnesota	Aug. 4, 1980	W, 11-2
8	at Toronto	Aug. 14, 1999	W, 13-5
7	vs. New York	July 24, 1970	W, 11-0
7	vs. Kansas City	July 25, 1976	W, 9-2
7	vs. Detroit	June 2, 1986	W, 7-1
7	at Chicago	June 16, 1990	W, 12-3
7	vs. Detroit	June 26, 1994	W, 10-5
7	at Anaheim	July 2, 2000	W, 10-3

Courtesy of the Elias Sports Bureau.

Lead Off Home Run Leaders

Franchise – Season

1.	Rickey Henderson (1993)	7
2.	Eddie Joost (1948)	6
	Bert Campaneris (1970)	6
4.	Rickey Henderson (1990)	5
	Rickey Henderson (1991)	5
	Rickey Henderson (1992)	5

Oakland – Season

1.	Rickey Henderson (1993)	7
2.	Bert Campaneris (1970)	6
3.	Rickey Henderson (1990)	5
	Rickey Henderson (1991)	5
	Rickey Henderson (1992)	5

Franchise – Career

1.	Rickey Henderson (1979-84; 89-95; 98)	43
2.	Eddie Joost (1947-54)	19
3.	Bert Campaneris (1964-76)	13
4.	Max Bishop (1924-33)	9
5.	Wally Moses (1935-41; 49-51)	7

Oakland – Career

1.	Rickey Henderson (1979-84; 89-95; 98)	43
2.	Bert Campaneris (1968-76)	10
3.	Mark Kotsay (2004-07)	5
4.	Eric Byrnes (2000-04)	4
	Tony Phillips (1982-89; 99)	4

Pinch Hit Home Run Leaders

Franchise – Season

1.	Jeff Burroughs (1982)	4
2.	Allie Clark (1952)	3
	Kite Thomas (1952)	3
	Bob Cerv (1957)	3
	Frank Fernandez (1970)	3
	Rich McKinney (1977)	3
	Jeff Newman (1978)	3

Oakland – Season

1.	Jeff Burroughs (1982)	4
2.	Frank Fernandez (1970)	3
	Rich McKinney (1977)	3
	Jeff Newman (1978)	3
5.	Eight times	2

Franchise – Career

1.	Gus Zernial (1951-57)	5
	Jeff Burroughs (1982-84)	5
	Mark McGwire (1986-97)	5
	Terry Steinbach (1986-96)	5
	Mike Aldrete (1993-95)	5
6.	Four times	4

Oakland – Career

1.	Jeff Burroughs (1982-84)	5
	Mark McGwire (1986-87)	5
	Terry Steinbach (1986-96)	5
	Mike Aldrete (1993-95)	5
5.	Matt Stairs (1996-00)	4
	Olmedo Saenz (1999-02)	4

Game Ending Home Run Leaders

Franchise – Season

1.	Reggie Jackson (1971)	3
	Dave Kingman (1986)	3
	Matt Stairs (1999)	3
4.	Seven times	2

Oakland – Season

1.	Reggie Jackson (1971)	3
	Dave Kingman (1986)	3
	Matt Stairs (1999)	3
4.	Six times	2

Franchise – Career

1.	Reggie Jackson (1967-75; 87)	5
	Rickey Henderson (1979-84; 89-95; 98)	5
	Matt Stairs (1996-00)	5
4.	Jimmie Foxx (1925-35)	4
	Dwayne Murphy (1978-87)	4
	Al Simmons (1924-32; 40-41; 44)	4

Oakland – Career

1.	Reggie Jackson (1968-75; 87)	5
	Rickey Henderson (1979-84; 89-95; 98)	5
	Matt Stairs (1996-00)	5
4.	Dwayne Murphy (1978-87)	4
5.	Seven times	3

Inside-The-Park Home Run Leaders

Franchise – Season

1.	Danny Murphy (1904)	4
2.	10 times; last Jimmie Foxx (1931)	3

Oakland – Season

1.	Reggie Jackson (1968)	2
2.	20 times; last Nick Swisher (2006)	1

Franchise – Career

1.	Danny Murphy (1902-13)	18
2.	Harry Davis (1901-11; 13-17)	9
	Stuffy McInnis (1909-17)	9
4.	Jimmie Foxx (1925-35)	8
5.	Eddie Collins (1906-14; 27-30)	7

Oakland – Career

1.	Reggie Jackson (1968-75; 87)	4
2.	18 times	1

Oakland A's Milestone Hits

1	John Donaldson, April 10, 1968 at Baltimore
10000	Phil Garner, June 27, 1975 at California
20000	Dwayne Murphy, June 1, 1983 at Milwaukee
30000	Mike Gallego, May 30, 1990 vs. Toronto
40000	Matt Stairs, August 15, 1997 at Chicago
50000	Damian Miller, July 26, 2004 vs. Seattle

Athletics Games of Five or More Home Runs

No.	Opponent	H/A	Date	Hitters
8	California	A	June 27, 1996	Berroa, Brosius 2, Giambi, Herrera, McGwire, Steinbach, Young
7	Detroit	H	June 3, 1921	Dugan, Dykes 2, Perkins, Walker, Welch 2
7	Cleveland (2)	A	July 6, 1990	Canseco, R. Henderson 2, Lansford, McGwire 2, Quirk
6	Cleveland	H	July 18, 1980	Armas 2, Essian, Murphy, Page 2
6	Minnesota	H	Aug. 3, 1991	Baines, Canseco, D. Henderson 3, McGwire
6	Boston	H	Aug. 21, 1997	Bellhorn, Canseco, Giambi, McDonald, Spiezio, Young
6	Toronto	H	Aug. 18, 1998	Christenson, Giambi, Spiezio 2, Stairs 2
6	Cleveland	H	Aug. 24, 1999	Hinch, Jaha 2, Spiezio, Velarde 2
6	Tampa Bay	H	Sept. 9, 2000	Ja. Giambi 2, Grieve, Hernandez, Long, Tejada
6	Anaheim	H	Sept. 11, 2003	Byrnes, Chavez 2, Ellis, Hernandez, McMillon
6	Kansas City	A	May 10, 2007	Chavez, Cust 2, Johnson 2, Putnam
5*	Anaheim	H	July 1, 2004	Crosby, Dye, Kieley, Miller 2

* 35 times total; game listed is most recent

Opponent Games of Five or More Home Runs

No.	Opponent	H/A	Date	Hitters
7	Seattle	A	Apr. 11, 1985	Cowens, Bradley, Presley, Thomas 3, Henderson
6	Detroit	H	Aug. 17, 1969	Northrup, Wert, Tresh, Kaline 2, Stanley
6	Seattle	A	Aug. 2, 1983	Owen, D. Henderson 2, S. Henderson 2, Ramos
6	California	A	Apr. 23, 1985	Jackson 2, Narron, Schofield, Grich, DeCinces
6	Minnesota	H	Aug. 15, 1993	Brito 2, Puckett 2, Harper, Reboulet
6	Boston	A	Apr. 19, 1994	Vaughn 2, Cooper, Naehring 2, Greenwell
5*	Texas	H	August 9, 2006	Lee, Barajas, Matthews, DeRosa (2)

* 19 times total; game listed most recent

Consecutive Home Runs - Athletics

No.	Opponent	H/A	Date	Hitters
3	Washington	H	May 2, 1922	Walker, Perkins, Miller
3	Cleveland	H	June 18, 1930	Simmons, Foxx, Miller
3	St. Louis	A	July 17, 1934	Johnson, Foxx, Higgins
3	New York	H	Aug. 19, 1962	Cimoli, Causey, Bryan
3	Minnesota (G1)	H	June 22, 1969	Kubiak, Jackson, Bando
3	Kansas City	H	June 19, 1979	Gross, Revering, Heath
3	Cleveland	A	June 3, 1980	Revering, Page, Armas
3	Cleveland	A	May 16, 1990	Canseco, McGwire, Hassey
3	Cleveland	A	July 6, 1990	R. Henderson, Lansford, Canseco
3	Kansas City	A	June 16, 2000	Chavez, Tejada, Hernandez
3	Kansas City	H	June 23, 2000	Velarde, Ja. Giambi, Grieve
3	Texas	H	April 15, 2006	Chavez, Thomas, Bradley

Consecutive Home Runs - Opponents

No.	Opponent	H/A	Date	Hitters
4	Minnesota	H	May 2, 1964	Oliva, Allison, Hall, Killebrew
3	New York	H	Sept. 10, 1925	Meusel, Ruth, Gehrig
3	Cleveland	H	June 25, 1939	Chapman, Trosky, Heath
3	Boston	H	Sept. 24, 1940	Williams, Foxx, Cronin
3	Boston	A	Apr., 19, 1948	Spence, Stephens, Doerr
3	Los Angeles	H	Aug. 28, 1962	Thomas, Wagner, Rogers
3	Baltimore	A	Sept. 10, 1965	Robinson, Blefary, Adair
3	Minnesota	H	June 9, 1966	Oliva, Mincher, Killebrew
3	New York	A	Aug. 10, 1969	Murcer, Munson, Michael
3	Cleveland	A	Aug. 22, 1970	Sims, Nettles, Leon
3	Baltimore	A	May 8, 1979	Murray, May, Roenicke
3	Milwaukee	H	June 5, 1982	Young, Cooper, Oglvie
3	Seattle	A	Aug. 2, 1983	S. Henderson, D. Henderson, Ramos
3	Toronto	A	Apr. 26, 1984	Upshaw, Bell, Barfield
3	Kansas City	A	Aug. 28, 1986	Brett, White, Quirk
3	Seattle	A	Sept. 21, 1996	Rodriguez, Griffey, Martinez

Most Home Runs, Inning – Athletics

No.	Opponent	H/A	Date	Hitters
4	Boston	H	Aug. 21, 1997	Giambi, Young, McDonald, Canseco (3)
4	Tampa Bay	H	Sept. 1, 1999	Tejada, Chavez, Giambi, Jaha (4)
4	Chicago	H	Apr. 27, 2002	Hatteberg, Long, Pena, Menechino (3)

Most Home Runs, Inning – Opponents

No.	Opponent	H/A	Date	Hitters
5	Minnesota	A	June 9, 1966	Rollins, Versalles, Oliva, Mincher, Killebrew (7)
4	Boston	H	Sept. 24, 1940	Williams, Foxx, Cronin, Tabor (6)
4	Boston	H	Aug. 26, 1957	Zauchin, Lepcio, Malzone, Piersall (7)
4	Minnesota	H	May 2, 1964	Oliva, Allison, Hall, Killebrew (11)
4	Minnesota	A	May 16, 1983	Mitchell, Gaetti, Hatcher, Engle (9)
4	Seattle	A	Sept. 21, 1996	Rodriguez, Griffey, Martiez, Sorrento (3)

Home Run in First Game With the Oakland A's

Player	Opponent (Date)
Joe Keough	at New York (8-7-68) (G1)
Don Mincher	at Kansas City (4-7-70)
Don Baylor	at California (4-9-76)
Earl Williams	Minnesota (4-9-77)
Mike Heath	Kansas City (6-19-79)
Terry Steinbach	at Cleveland (9-12-86)
Dave Henderson	Seattle (4-4-88)
Scott Brosius	Seattle (8-7-91)
Ed Sprague, Jr.	Cleveland (8-2-98)
Tom Wilson	Chicago-AL (5-19-01)
David Justice	Texas (4-1-02)
Erubiel Durazo	Seattle (4-1-03)
Jay Payton	Texas (7-15-05)
Frank Thomas	New York (4-3-06)
Jack Cust	at Tampa Bay (5-6-07)

Home Run in First At-Bat With the Oakland A's

Player	Opponent
Joe Keough	at New York (8-7-68) (G1)
Don Baylor	at California (4-9-76)
Terry Steinbach	at Cleveland (9-12-86)
Dave Henderson	Seattle (4-4-88)
Tilson Brito	Milwaukee (8-10-97) (G2)
Ed Sprague, Jr.	Cleveland (8-2-98)
Erubiel Durazo	Seattle (4-1-03)
Jay Payton	Texas (7-15-05)
Frank Thomas	New York (4-3-06)

Most Home Runs vs. Oakland A's

HR	Player (Date)
3	Jim Rice, BOS (8-29-77)
3	Larry Herndon, DET (5-18-82)
3	Gorman Thomas, SEA (4-11-85)
3	Danny Tartabull, SEA (7-6-91)
3	Jack Clark, BOS (7-31-91)
3	Manny Ramirez, CLE (8-25-99)
3	Juan Gonzales, TEX (9-24-99)

Oakland Teammates Homering in Same Game

1.	Jose Canseco/Mark McGwire	46	7.	Miguel Tejada/Eric Chavez	19
2.	Sal Bando/Reggie Jackson	33	8.	Geronimo Berroa/Mark McGwire	17
3.	Jason Giambi/Matt Stairs	26	9.	Jose Canseco/Rickey Henderson	16
4.	Jason Giambi/Miguel Tejada	22		Reggie Jackson/Gene Tenace	16
5.	Mark McGwire/Terry Steinbach	21		Jason Giambi/Eric Chavez	16
6.	Jose Canseco/Dave Henderson	20			

A's Players Who Have Pitched

PLAYER	DATE	OPPONENT	SCORE	DEC	IP	H	R	ER	BB	SO
Frank Menechino	July 18, 2000	at Colorado	3-18	-	1.0	6	4	4	0	0
Kevin Seitzer	May 2, 1993	at Cleveland	2-10		.1	0	0	0	0	1
Vance Law	October 2, 1991	at Kansas City	5-16		.2	1	0	0	1	0
Mark Wagner	August 20, 1984	at Detroit	1-14		1.2	2	0	0	1	1
Garry Hancock	June 25, 1984	at Kansas City	0-16		1.1	0	0	0	0	0
Wayne Gross	May 18, 1983	at Minnesota	5-16		2.1	2	0	0	1	0
Jeff Newman	September 14, 1977	at Kansas City #2	0-6		1.0	1	0	0	0	0

McAfee Coliseum Home Runs

Since its opening in 1968 a total of 5,698 Major League home runs have been hit in the McAfee Coliseum during the regular season, an average of 142.5 per year.

McAfee Coliseum Career Home Run Leaders

Player	No.
Mark McGwire	166
Reggie Jackson	146*
Jose Canseco	122*
Eric Chavez	114
Jason Giambi	107*
Sal Bando	90
Miguel Tejada	83
Rickey Henderson	82*
Dwayne Murphy	67
Matt Stairs	67*

* Home Runs hit while non-Athletic (included in individual total):
Canseco (8), Giambi (5), Henderson (3), Jackson (13), Stairs (3)

Non-A's McAfee Coliseum Career Home Run Leaders

Player	No.
Rafael Palmeiro	20
Jay Buhner	18
Carlton Fisk	18
Alex Rodriguez	18
Brian Downing	17
Juan Gonzalez	17
Cal Ripken	16
Danny Tartabull	16*
Frank Thomas	16*
Greg Vaughn	16

* Does not include home runs hit while a member of the Athletics: Tartabull (1), Thomas (23).

Milestone Home Runs

Franchise

1	Lave Cross	Apr. 30, 1901
1,000	Mickey Cochrane	May 15, 1927
2,000	Jimmie Foxx	June 21, 1935
3,000	Sam Chapman	Sept. 30, 1949
4,000	Hector Lopez	Aug. 17, 1958
5,000	Jim Nash	May 22, 1968
6,000	Gene Tenace	May 25, 1975
7,000	Carney Lansford	July 3, 1983
8,000	Jose Canseco	Sept. 2, 1989
9,000	Mark McGwire	May 28, 1996
10,000	Miguel Tejada	Apr. 14, 2001
11,000	Bobby Kielty	June 15, 2006

Oakland

1	Reggie Jackson	Apr. 10, 1968
1,000	Claudell Washington	May 6, 1975
2,000	Rickey Henderson	June 5, 1983
3,000	Dave Parker	Aug. 13, 1989
4,000	Jason Giambi	May 17, 1996
5,000	Jason Giambi	Sept. 24, 2000
6,000	Bobby Crosby	May 31, 2006

Oakland A's Inside-the-Park Home Runs

Player	Opponent	Date	Pitcher
Reggie Jackson	California	June 2, 1968	Jim McGlothlin
Reggie Jackson	at Detroit	July 7, 1968	Denny McClain
Reggie Jackson	at New York	May 21, 1969	Stan Bahnsen
Dave Duncan	Boston	May 8, 1970	Bill Lee
Gene Tenace	at California	Sept. 27, 1970	Greg Garrett
Reggie Jackson	Boston	Aug. 22, 1971	Sonny Siebert
Sal Bando	at Kansas City	Aug. 31, 1973	Doug Bird
Billy Williams	at Milwaukee	Aug. 23, 1975	Lafayette Currence
Jim Essian	Toronto	June 10, 1979	Mike Willis
Larry Murray	Texas	June 22, 1979	Steve Comer
Rickey Henderson	at Chicago	July 6, 1980	Ken Kravec
Davey Lopes	Kansas City	June 18, 1984	Larry Gura
Mike Heath	Seattle	Apr. 15, 1985	Mark Langston
Mickey Tettleton	at Seattle	Aug. 5, 1986	Lee Guetterman
Dwayne Murphy	New York	Sept. 1, 1986	Mike Armstrong
Felix Jose	at Minnesota	July 29, 1990	David West
Terry Steinbach	Seattle	Sept. 26, 1996	Jamie Moyer
Ryan Christenson	Minnesota	May 21, 2000	LaTroy Hawkins
Eric Chavez	at New York	Aug. 8, 2000	Roger Clemens
Terrence Long	New York	May 9, 2003	Chris Hammond
Bobby Crosby	at Toronto	July 5, 2005	Pete Walker
Nick Swisher	at New York	June 11, 2006	Shawn Chacon

Special thanks to David Vincent and the Elias Sports Bureau for their contributions to this section.

Athletics Low-Hit Games

Athletics No-Hitters

Date	Pitchers	Opponent	Score
July 22, 1905	Weldon Henley	at St. Louis (1st game)	6-0
Aug. 15, 1905	Rube Waddell	vs. St. Louis*	2-0
Aug. 29, 1906	Jimmy Dygert & Rube Waddell	vs. Chicago*	4-3
Oct. 5, 1907	Rube Vickers	at Washington (2nd game, Perfect Game)*	4-0
May 12, 1910	Chief Bender	vs. Cleveland	4-0
Aug. 26, 1916	Joe Bush	vs. Cleveland	5-0
Sept. 9, 1945	Dick Fowler	vs. St. Louis (2nd game)	1-0
Sept. 3, 1947	Bill McCahan	vs. Washington	3-0
May 8, 1968	Jim Hunter	vs. Minnesota (Perfect Game)	4-0
Sept. 21, 1970	Vida Blue	vs. Minnesota	6-0
Sept. 28, 1975	Vida Blue, Glenn Abbott, Paul Lindblad & Rollie Fingers	vs. California	5-0
Sept. 29, 1983	Mike Warren	vs. Chicago	3-0
June 29, 1990	Dave Stewart	at Toronto	5-0

*5 innings

No-Hitters Against Athletics

Date	Pitchers	Opponent	Score
May 5, 1904	Cy Young	at Boston (Perfect Game)	0-3
Sept. 20, 1908	Frank Smith	at Chicago	0-1
Sept. 4, 1923	Sam Jones	vs. New York	0-2
Sept. 7, 1923	Howard Ehmke	vs. Boston	0-4
July 10, 1947	Don Black	at Cleveland (1st game)	0-3
May 6, 1953	Bobo Holloman	at St. Louis	0-6
Aug. 26, 1962	Jack Kralick	at Minnesota	0-1
Aug. 13, 1969	Jim Palmer	at Baltimore	0-8
July 3, 1970	Clyde Wright	at California	0-4
July 30, 1973	Jim Bibby	vs. Texas	0-6
July 19, 1974	Dick Bosman	at Cleveland	0-4
July 28, 1976	John Odom & Francisco Barrios	vs. Chicago	1-2
June 11, 1990	Nolan Ryan	vs. Texas	0-5
July 13, 1991	Bob Milacki, Mike Flanagan, Mark Williamson & Gregg Olson	vs. Baltimore	0-2

Oakland Athletics One-Hitters (26 Total)

Date	Pitchers	Broken Up By	Inn.	Opponent	H/A	Score
June 7, 1968	John Odom	Dave Johnson	9 (2 outs)	Baltimore	A	6-1
Aug. 10, 1968	John Odom, Diego Segui, Jack Aker	Frank Howard	1	Washington	A	4-1
May 24, 1970	Chuck Dobson	Gail Hopkins	1	Chicago	A	5-1
Sept. 11, 1970	Vida Blue	Pat Kelly	8	Kansas City	A	3-0
July 16, 1971	Vida Blue	Tony Taylor	4	Detroit	H	4-0
May 31, 1973	Ken Holtzman, Rollie Fingers	Matty Alou	7	New York	A	6-0
June 8, 1975	Ken Holtzman	Tom Verzer	9 (2 outs)	Detroit	H	4-0
June 10, 1975	Jim Perry	Al Bumbry	6	Baltimore	H	4-0
Aug. 28, 1976	Vida Blue	Mickey Stanley	9 (1 out)	Detroit	H	5-2
May 9, 1979	Mike Norris	Gary Roenicke	7	Baltimore	A	4-2
July 5, 1979	Rick Langford	Brian Downing	5	California	A	3-0
Oct. 5, 1986	Curt Young	Kevin Seitzer	7	Kansas City	H	6-0
June 9, 1987	Curt Young	Kenny Williams	8	Chicago	H	8-3
Aug. 4, 1988	Dave Stewart	Jay Buhner	3	Seattle	H	2-0
May 26, 1989	Todd Burns, Rick Honeycutt, Eric Plunk	Rickey Henderson	4	New York	A	4-0
Apr. 14, 1992	Ron Darling, Rick Honeycutt	Keith Miller	8	Kansas City	A	1-3
June 23, 1994	Bobby Witt	Greg Gagne	6	Kansas City	H	4-0
May 27, 1995	Steve Ontiveros	Luis Polonia	6	New York	H	3-0
Aug. 28, 2000	Tim Hudson	Frank Thomas	4	Chicago	H	3-0
July 6, 2001	Mark Mulder	Danny Bautista	8	Arizona	A	3-0
July 19, 2002	Cory Lidle	Juan Gonzalez	8	Texas	H	10-0

Oakland Athletics One-Hitters (continued)

Date	Pitchers	Broken Up By	Inn.	Opponent	H/A	Score
August 4, 2002	Cory Lidle, Ricardo Rincon, Chad Bradford, Billy Koch	Wendell Magee	6	Detroit	H	4-0
August 21, 2002	Cory Lidle	Ellis Burks	1	Cleveland	A	6-0
June 26, 2005	Rich Harden, Ron Flores, Kiko Calero	Deivi Cruz	5	San Francisco	H	16-0
April 8, 2006	Barry Zito, Kiko Calero, Joe Kennedy, Huston Street	Richie Sexson	2	Seattle	A	3-0
June 30, 2007	Chad Gaudin, Rich Harden	Johnny Damon	6	New York (AL)	A	7-0

Most Recent One-Hitters Against Athletics (22 Total)

Date	Pitchers	Opponent	H/A	Score
June 7, 2007	Curt Schilling	Boston	H	0-1
July 7, 2006	John Lackey	Los Angeles	H	0-3
June 20, 2006	Jason Jennings, Tom Martin, Brian Fuentes	Colorado	A	0-6
May 21, 2006	Matt Cain	San Francisco	H	0-6
May 2, 1998	Roger Clemens, Paul Quantrill	Toronto	H	0-7
Sept. 2, 1996	David Cone, Mariano Rivera	New York	H	0-5
June 15, 1995	Mark Gubicza	Kansas City	H	0-7
June 21, 1994	Kevin Appier, Mike Magnante, Stan Belinda, Rusty Meacham	Kansas City	H	0-2
Aug. 23, 1993	Mike Moore	Detroit	A	0-9
May 16, 1993	Randy Johnson	Seattle	H	0-7
Aug. 14, 1991	Randy Johnson	Seattle	A	0-4
Apr. 20, 1990	Brian Holman	Seattle	H	1-6

Oakland Athletics Steals of Home

- | | |
|---|--|
| <p>1968 - Danny Cater vs. Detroit, September 24</p> <p>1974 - Angel Mangual vs. Detroit, May 27</p> <p>1976 - Claudell Washington vs. Minnesota, September 15</p> <p>1979 - Wayne Gross at Seattle, April 11</p> <p>1980 - Rickey Henderson vs. California, April 20
Wayne Gross vs. Detroit, May 3
Dwayne Murphy vs. Detroit, May 3
Dwayne Murphy vs. Kansas City, May 28
Wayne Gross vs. Kansas City, May 28
Jeff Cox at Chicago, July 4
Rickey Henderson vs. Cleveland, July 19</p> <p>1981 - Dave McKay vs. Toronto, September 30</p> <p>1982 - Davey Lopes at Seattle, April 17
Dave McKay vs. Cleveland, May 8
Rickey Henderson at Chicago, June 8
Rickey Henderson at California, July 26
Jeff Burroughs vs. Boston, August 20</p> <p>1983 - Bill Almon vs. Milwaukee, May 24
Mike Heath vs. Toronto, September 7
Mike Davis vs. Toronto, September 25</p> <p>1984 - Carney Lansford vs. Kansas City, June 18</p> | <p>1985 - Rob Picciolo at Boston, May 11
Mike Davis at Chicago, June 20
Donnie Hill vs. Cleveland, June 21
Mike Gallego at Chicago, September 21</p> <p>1986 - Alfredo Griffin at Seattle, April 18
Carney Lansford at Milwaukee, May 1
Dwayne Murphy at Milwaukee, July 6</p> <p>1987 - Reggie Jackson vs. Seattle, April 18</p> <p>1989 - Mike Gallego vs. California, April 22</p> <p>1991 - Jose Canseco at Minnesota, April 23
Mike Gallego at Seattle, August 15
Scott Brosius at Kansas City, October 2</p> <p>1992 - Mike Bordick vs. Kansas City, April 6
Carney Lansford vs. Detroit, July 19</p> <p>1997 - Jose Canseco at Texas, May 22</p> <p>1998 - Miguel Tejada vs. Tampa Bay, September 6</p> <p>2000 - Jason Giambi at Los Angeles, June 11
Eric Chavez at Toronto, September 1</p> <p>2006 - Jay Payton at Baltimore, July 17</p> |
|---|--|

Back-to-Back Shutouts

Back-to-Back Shutouts by Oakland Pitchers

Pitcher	Opponent	Date	Score	Hits Allowed
Jim Nash	Detroit	Sept. 2, 1968	4-0	4
	Cleveland	Sept. 7, 1968	2-0	6
John Odom	Chicago	June 27, 1969	1-0	4
	Seattle	July 2, 1969	5-0	5
Vida Blue	Kansas City	Apr. 9, 1971	5-0	3
	at Milwaukee	Apr. 13, 1971	2-0	2
Jim Hunter	at California	July 3, 1972	5-0	2
	Milwaukee	July 8, 1972	7-0	5
Jim Hunter	at California	May 17, 1973	4-0	5
	Kansas City	May 21, 1973	5-0	8
Jim Hunter	Baltimore	July 5, 1974	6-0	7
	Cleveland	July 9, 1974	7-0	3
Jim Hunter	Texas	Sept. 5, 1974	3-0	4
	Kansas City (G2)	Sept. 9, 1974	7-0	4
Vida Blue	Kansas City	July 23, 1976	2-0	6
	Chicago	July 27, 1976	1-0	10
Mike Torrez	at California	Sept. 3, 1976	3-0	2
	Chicago	Sept. 7, 1976	4-0	4
Steve McCatty	at Texas	Sept. 11, 1976	1-0	6
	at Baltimore	Sept. 3, 1981	10-0	7
Bobby Witt	Texas	Sept. 8, 1981	3-0	3
	Kansas City	June 23, 1994	4-0	1
Mark Mulder	California	June 28, 1994	3-0	2
	at Boston	July 3, 1994	10-0	6
Mark Mulder	at Arizona	July 6, 2001	3-0	1
	Los Angeles	July 12, 2001	6-0	6

Oakland's Back-to-Back Shutouts

Opponent (Date)	Scores	Opponent (Date)	Scores	Opponent (Date)	Scores	Opponent (Date)	Scores
Cleveland (5-21-68)	2-0	Detroit (6-9-73)	4-0	California (8-15-83)	5-0	at Baltimore (8-28-96)	3-0
Cleveland (5-22-68)	2-0	Detroit (6-10-73)	5-0	California (8-16-83)	4-0	Boston (8-30-96)	7-0
						Boston (8-31-96)	8-0
at Cleveland (6-11-68)	2-0	New York (8-25-73)	2-0	Toronto (7-26-86)	2-0		
at Cleveland (6-12-68)	7-0	New York (8-26-73)	1-0	Toronto (7-27-86)		Tampa Bay (9-9-00)	10-0
at Cleveland (6-13-68)	1-0			(15 inn.)	1-0	Tampa Bay (9-10-00)	11-0
at Chicago (7-22-68)	4-0	Kansas City (9-9-74) (1)	3-0	at New York (5-26-89)	4-0	Tampa Bay (5-25-02)	6-0
at Chicago (7-24-68)	1-0	Kansas City (9-9-74) (2)	7-0	at New York (5-27-89)	3-0	Tampa Bay (5-26-02)	7-0
		Chicago (5-28-76)	11-0				
Cleveland (9-6-68)	7-0	Chicago (5-29-76)	2-0	Cleveland (6-3-89)	7-0	at Baltimore (7-12-02)	1-0
Cleveland (9-7-68)	2-0			Cleveland (6-4-89)	4-0	at Baltimore (7-13-02)	6-0
		New York (9-1-76)	5-0				
New York (7-24-70)	11-0	at California (9-3-76)	3-0	Chicago (8-1-89)	2-0	Anaheim (7-18-02)	2-0
New York (7-25-70)	1-0			Chicago (8-2-89)	2-0	Texas (7-19-02)	10-0
		Seattle (4-10-78)	1-0				
at Milwaukee (4-12-71)	5-0	Seattle (4-11-78)	2-0	at Boston (4-29-90)	1-0	at Minnesota (9-7-02)	2-0
at Milwaukee (4-13-71)	2-0			at New York (4-30-90)	6-0	at Minnesota (9-8-02)	6-0
		at Seattle (4-22-78)	3-0				
at Baltimore (6-4-72) (G1)	2-0	at Seattle (4-23-78)	5-0	Seattle (8-5-91)	3-0	Seattle (9-13-02)	5-0
at Baltimore (6-4-72) (G2)	2-0			Seattle (8-6-91)	3-0	Seattle (9-14-02)	1-0
		at California (7-31-78)	2-0				
California (6-25-72) (G2)	6-0	at California (8-1-78)	1-0	at Toronto (7-12-92)	8-0	at New York (5-4-03)	2-0
at Texas (6-26-72)	3-0			Detroit (7-16-92)	4-0	Chicago (5-6-03)	6-0
		at Chicago (7-4-80)	2-0				
Texas (7-31-72)	2-0	at Chicago (7-5-80)	5-0	California (6-28-94)	3-0	at Seattle (4-7-06)	5-0
Kansas City (8-1-72)	4-0			California (6-29-94)	1-0	at Seattle (4-8-06)	3-0
Kansas City (8-2-72)	5-0	at Minnesota (4-11-81)	3-0				
		at Minnesota (4-12-81)	1-0	at Boston (7-3-94)	10-0	Kansas City (5-31-06)	7-0
Cleveland (8-29-72)	1-0			at New York (7-4-94)	4-0	Minnesota (6-1-06)	4-0
Cleveland (8-30-72)	2-0	Minnesota (8-14-83)	6-0				
						at San Francisco (6-9-07)	6-0
						at San Francisco (6-10-07)	2-0

Back-to-Back Shutouts of Oakland

Opponent (Date)	Scores	Opponent (Date)	Scores	Opponent (Date)	Scores	Opponent (Date)	Scores
at California (4-25-75)	0-2	Baltimore (6-10-78)	0-1	Minnesota (6-26-88) (1)	0-11	at Los Angeles (4-24-05)	0-1
at California (4-26-75)	0-1	Baltimore (6-11-78)	0-3	Minnesota (6-26-88) (2)	0-5	Chicago (4-25-05)	0-6
at California (4-26-75)	0-1	at New York (6-12-78)	0-2	at Milwaukee (6-17-91)	0-5	at New York (5-7-05)	0-5
California (7-5-75)	0-2	Chicago (9-9-79) (G2)	0-7	at Detroit (6-18-91)	0-2	at New York (5-8-05)	0-6
California (7-6-75)	0-2	at Milwaukee (9-11-79)	0-5	at Chicago (9-17-91)	0-1	at Colorado (6-19-06)	0-7
at Kansas City (8-3-75)	0-5	at Milwaukee (9-12-79)	0-7	at Chicago (9-18-91)	0-6	at Colorado (6-20-06)	0-6
at Texas (8-4-75)	0-12	Chicago (6-28-80)	0-3	Chicago (6-15-93)	0-4	at Los Angeles (9-28-06)	0-2
Kansas City (9-29-76)	0-4	Chicago (6-29-80)	0-3	Chicago (6-16-93)	0-4	at Los Angeles (9-29-06)	0-6
California (10-1-76) (12 inn.)	0-2	at Kansas City (6-6-88)	0-2	at New York (7-30-97)	0-7		
Detroit (5-6-78)	0-6	at Kansas City (6-7-88)	0-6	Baltimore (7-31-97) (11 inn.)	0-4		
Detroit (5-7-78)	0-4						
at Toronto (5-9-78)	0-4						

Oakland's 1-0 Games

1968 L Chicago, May 11 L Chicago, May 17 L Cleveland, May 21 (11) W at Cleveland, June 13 (11) W at Chicago, July 24	1978 L at California, April 7 W Seattle, April 10 W California, June 7 L Baltimore, June 10 L Minnesota, July 7 W at California, August 1 W California, August 7 W at Texas, September 15	1992 W at Kansas City, April 16 (10) L Cleveland, May 26 L New York, July 20
1969 W Chicago, July 27	1979 W New York, April 25 L Seattle, July 27 L at Seattle, August 3 L at Minnesota, August 12	1993 L at Cleveland, May 1
1970 W New York, July 25 W Washington, August 2 L at Milwaukee, September 15	1980 W Minnesota, April 11 W Detroit, May 4 L at Toronto, May 16 (11) L at Kansas City, May 20 L Toronto, July 21	1994 L Boston, April 27 L Seattle, May 25 L at Chicago, June 13 W California, June 29 L New York, July 20
1971 W Baltimore, April 26 L at California, July 2 W California, July 9 (20) L at Baltimore, July 27 W Chicago, August 7 W at New York, August 14 L Boston, August 20 L New York, August 24 W California, September 8 L Milwaukee, September 24	1981 W at Minnesota, April 12	1995 L Boston, May 30 W Chicago, June 12 L at Cleveland, July 14
1972 L Baltimore, June 12 W at New York, July 14 L Chicago, August 11 W Cleveland, August 29 W Minnesota, September 27 (11)	1982 L Kansas City, June 23	1996 L Toronto, June 20 L at California, June 30 L at Toronto, July 28
1973 L Cleveland, April 25 L at Detroit, May 25 (13) W at Boston, August 14 W New York, August 26 L Chicago, September 30 (10)	1983 W at Baltimore, May 8 L New York, May 21 L at Chicago, June 19 L at Cleveland, August 24	1997 L at Milwaukee, May 7 L Minnesota, July 20
1974 L at Texas, August 6 L Milwaukee, August 19 L Minnesota, September 25	1984 W at Minnesota, July 25 W Chicago, September 10	1998 L at Los Angeles-NL, June 10 L Texas, July 10
1975 L at California, April 26 W Texas, July 30	1985 W at Cleveland, September 18	1999 None
1976 L Texas, June 21 (10) L at Detroit, July 16 (11) W Chicago, July 27 W at Texas, September 11 W Kansas City, September 28 L California, October 3	1986 W Seattle, April 27 W Kansas City, June 18 W Toronto, July 27 (15)	2000 W at Boston, April 17
1977 W at Seattle, June 2 L Boston, August 5	1987 None	2001 W Anaheim, July 2 (12)
	1988 L Toronto, July 15 W Detroit, July 24 W Boston, August 30	2002 L at Seattle, June 26 W at Baltimore, July 12 W Chicago, August 16 W Seattle, September 14 L Anaheim, September 17 (10)
	1989 W Minnesota, June 6 W Kansas City, July 3 W Cleveland, August 17	2003 L Anaheim, July 4 W Baltimore, July 13
	1990 W at Boston, April 29 L Toronto, May 28 L at Cleveland, July 7 W Seattle, August 1 (11)	2004 L at Cleveland, May 28 W Toronto, July 20 (14) W Cleveland, September 12
	1991 L Toronto, May 20 L at Chicago, September 17	2005 W Los Angeles-AL, April 16 (10) L at Los Angeles-AL, April 24 L Minnesota, August 12
		2006 W at Los Angeles-AL, May 1 W San Francisco, May 19 W at Minnesota, September 13
		2007 W Minnesota, June 2 L Boston, June 7 L at New York (NL), June 23

Career Games Played Leaders

Franchise Leaders

Catcher

Mickey Cochrane	1148
Cy Perkins	1095
Terry Steinbach	1050
Frankie Hayes	959
Ossee Schreckengost	597
Ramon Hernandez	591
Mike Heath	537
Mike Powers	518
Joe Astroth	511
Dave Duncan	477

Second Base

Dick Green	1158
Max Bishop	1139
Eddie Collins	996
Danny Murphy	810
Pete Suder	805
Jimmy Dykes	676
Jerry Lumpe	653
Mark Ellis	626
Tony Phillips	529
Mike Gallego	452

Shortstop

Bert Campaneris	1702
Chick Galloway	971
Miguel Tejada	935
Eddie Joost	907
Joe DeMaestri	890
Jack Barry	877
Mike Bordick	715
Monte Cross	711
Eric McNair	528
Joe Bolegy	526

Designated Hitter

Dave Kingman	428
Mitchell Page	355
Erubiel Durazo	292
Harold Baines	271
Billy Williams	251
Geronimo Berroa	234
Dave Parker	201
Jose Canseco	196
Jeff Burroughs	185
Matt Stairs	184

First Base

Harry Davis	1390
Mark McGwire	1251
Jimmie Foxx	1020
Stuffy McInnis	956
Dick Siebert	940
Ferris Fain	830
Jason Giambi	670
Joe Hauser	539
Norm Siebern	471
Scott Hatteberg	420

Third Base

Sal Bando	1446
Eric Chavez	1210
Carney Lansford	1096
Frank Baker	896
Jimmy Dykes	791
Wayne Gross	719
Ed Charles	695
Lave Cross	675
Sammy Hale	641
Hank Majeski	583

Outfield

Rickey Henderson	1592
Bob Johnson	1399
Al Simmons	1256
Bing Miller	1230
Sam Chapman	1230
Reggie Jackson	1196
Dwayne Murphy	1177
Elmer Valo	1168
Topsy Hartsel	1110
Rube Oldring	1061

Pitcher

Dennis Eckersley	525
Eddie Plank	524
Rollie Fingers	502
Eddie Rommel	500
Paul Lindblad	479
Rube Walberg	412
Lefty Grove	402
Rick Honeycutt	387
Chief Bender	385
Jim Hunter	363

Oakland Leaders

Catcher

Terry Steinbach	1050
Ramon Hernandez	591
Mike Heath	537
Gene Tenace	446
Jeff Newman	438
Dave Duncan	423
Jason Kendall	368
Jim Essian	316
Ray Fosse	291
Mickey Tettleton	277

Second Base

Dick Green	721
Mark Ellis	626
Tony Phillips	529
Mike Gallego	452
Brent Gates	397
Phil Garner	322
Scott Spiezio	300
Mike Edwards	269
Ted Kubiak	266
Davey Lopes	265

Shortstop

Bert Campaneris	1272
Miguel Tejada	935
Mike Bordick	715
Walt Weiss	522
Alfredo Griffin	461
Rob Picciolo	434
Bobby Crosby	431
Mario Guerrero	311
Mike Gallego	282
Tony Phillips	269

Designated Hitter

Dave Kingman	428
Mitchell Page	355
Erubiel Durazo	292
Harold Baines	271
Billy Williams	251
Geronimo Berroa	234
Dave Parker	201
Jose Canseco	196
Jeff Burroughs	185
Matt Stairs	184

First Base

Mark McGwire	1251
Jason Giambi	670
Scott Hatteberg	420
Bruce Bochte	387
Gene Tenace	385
Dave Revering	337
Dan Johnson	283
Danny Cater	253
Mike Epstein	233
Joe Rudi	218

Third Base

Sal Bando	1395
Eric Chavez	1210
Carney Lansford	1096
Wayne Gross	719
Scott Brosius	398
Craig Paquette	193
Tony Phillips	159
Mickey Klutts	131
Mike Blowers	120
Dave McKay	113

Outfield

Rickey Henderson	1592
Dwayne Murphy	1177
Reggie Jackson	1162
Jose Canseco	851
Joe Rudi	846
Mike Davis	695
Tony Armas	679
Dave Henderson	636
Bill North	627
Terrence Long	598

Pitcher

Dennis Eckersley	525
Rollie Fingers	502
Paul Lindblad	391
Rick Honeycutt	387
Buddy Groom	301
Gene Nelson	281
Bill Taylor	281
Vida Blue	273
Jim Hunter	266
Mike Mohler	262

Franchise Facts

All-Time Record	8039-8498	West Division Championships	14
Philadelphia	3886-4248	Wild Card Championships	1
Kansas City	829-1224	Most Valuable Players	11
Oakland	3324-3026	Cy Young Award Winners	5
World Championships	9	Rookies of the Year	7
Philadelphia	5	Managers of the Year	2
Oakland	4	Hall of Famers	13
American League Championships	15		
Philadelphia	9		
Oakland	6		

High Scoring Games in Oakland History

Athletics

Score	Opponent	Date
23-2	Texas	Sept. 30, 2000
21-7	at Boston	June 14, 1969
21-3	at Kansas City	June 18, 2000
19-3	at Milwaukee	May 15, 1985
19-5	at New York	Aug. 29, 1989
19-5	Texas	Sept. 29, 1991
18-2	at California	June 27, 1996
17-2	at Texas	May 10, 1973
17-3	at Toronto	May 6, 1986
17-3	at Tampa Bay	Sept. 15, 2000
17-4	at Cleveland	Aug. 2, 2001
17-2	at Toronto	Aug. 24, 2003
17-8	Cincinnati	June 9, 2004
17-3	at Kansas City	May 10, 2007
16-4	at Kansas City (1)	June 18, 1969
16-4	at Detroit (2)	July 22, 1975
16-4	at Kansas City	Sept. 20, 1975
16-1	Seattle	Apr. 17, 1981
16-4	Cleveland	Aug. 24, 1981
16-8	California	July 5, 1996
16-17	at Texas	May 5, 2000
16-6	at Chicago	Apr. 26, 2001

Score	Opponent	Date
16-1	Chicago	April 27, 2002
16-7	at Cleveland	July 10, 2004
16-0	San Francisco	June 26, 2005
16-1	at Kansas City	August 6, 2005
16-4	at Texas	April 20, 2007
16-10	at Detroit	August 10, 2007
15-5	Cleveland	July 8, 1975
15-7	Texas	May 24, 1980
15-6	California	Apr. 12, 1985
15-4	at Seattle	Aug. 10, 1987
15-7	at Seattle	Apr. 13, 1990
15-2	at Minnesota	Sept. 15, 1993
15-5	at Minnesota	Apr. 10, 1994
15-5	Minnesota	May 10, 1996
15-7	Chicago	May 9, 1998
15-2	Tampa Bay	May 30, 2001
15-4	at Texas	June 30, 2001
15-0	at Baltimore	Aug. 30, 2001
15-2	at Boston	May 27, 2004
15-3	at Boston	July 14, 2006
15-3	San Francisco	May 18, 2007

Opponents

Score	Opponent	Date
20-11	at Minnesota	Apr. 27, 1980
20-6	Cleveland	May 4, 1991
20-4	at Detroit	Apr. 13, 1993
18-11	at Toronto	July 29, 1995
18-5	Baltimore	Aug. 15, 1996
18-2	New York	Aug. 26, 1997
18-2	San Francisco	June 4, 2000
18-3	at Colorado	July 18, 2000
17-6	at California	July 4, 1979
17-1	at Chicago	Oct. 3, 1987
17-6	at Chicago	Sept. 23, 1992
17-16	at Texas	May 5, 2000
17-13	at New York	Apr. 10, 1998
16-4	Minnesota	Sept. 7, 1969
16-1	at Kansas City	May 19, 1972
16-8	at Kansas City	Apr. 19, 1973
16-3	California	Aug. 10, 1978
16-4	at Boston	July 25, 1979
16-3	at Kansas City	May 22, 1980
16-5	at Minnesota	May 18, 1983
16-4	Texas	July 3, 1983
16-6	at Toronto	Sept. 11, 1983
16-0	at Kansas City	June 25, 1984

Score	Opponent	Date
16-5	at Kansas City	Oct. 2, 1991
16-6	at Kansas City	May 13, 1994
16-4	at Boston	May 20, 1996
16-3	at Milwaukee	June 13, 1996
16-10	Texas	June 3, 1998
16-6	at Kansas City	Sept. 14, 1998
16-7	Texas	May 4, 2005
15-2	at Texas (2)	Aug. 5, 1975
15-0	at Detroit	May 14, 1978
15-7	at New York	June 20, 1980
15-6	Cleveland	May 7, 1982
15-12	at Seattle	Aug. 2, 1983
15-8	at Cleveland	Sept. 17, 1985
15-6	Cleveland	May 5, 1991
15-8	at California	July 27, 1993
15-9	Seattle	Aug. 5, 1995
15-8	Seattle	Aug. 6, 1995
15-6	San Diego	June 30, 1997
15-6	at Cleveland	Aug. 31, 1998
15-6	New York	May 14, 2005
15-2	New York	April 3, 2006
15-6	St. Louis	June 16, 2007

Oakland A's Most Runs in Three Consecutive Games

Scored	
44	June 17-19, 2000
42	June 18-20, 2000
41	June 14-16, 1969
40*	June 7-9, 2004
40	May 3-6, 2000
39*	June 16-18, 2000
39*	April 8-10, 1994
38*	June 13-15, 1969
37	May 2-5, 2000
37	July 24-26, 1999
36	August 23-25, 2003

*indicates three-game series against same opponent.

Allowed	
45	August 14-16, 1996
39	August 5-7, 1995
38*	July 17-18, 2000
38*	August 4-6, 1995
38	May 4-7, 1991
38*	May 3-5, 1991
37	August 15-16, 1996
37	August 13-15, 1996
37*	August 20-22, 1984
37	July 1-3, 1983
37	May 7-9, 1982

*indicates three-game series against same opponent.

Oakland Athletics Streaks

Consecutive Wins

No	Year	Dates	Opponents
20	2002	Aug. 13-Sept. 4	Toronto 2, Chicago 3, Cleveland 4, Detroit 3, Kansas City 3, Minnesota 3, Kansas City 2
14	1988	Apr. 23-May 9	Chicago 2, Toronto 3, Cleveland 2, Detroit 2, Toronto 2, Cleveland 2, Detroit 1
11	1981	Apr. 9-19	Minnesota 4, California 4, Seattle 3
11	2001	Aug. 2-12	Cleveland 1, Detroit 4, Boston 3, New York 3
10	2006	June 8-18	Cleveland 1, New York 3, Seattle 3, Los Angeles (NL) 3
10	2003	August 23-September 2	Toronto 3, Baltimore, 3, Tampa Bay 3, Baltimore 1
10	1992	Sept. 8-18	California 2, Seattle 4, Minnesota 3, Seattle 1
9	1973	Aug. 11-20	New York 2, Boston 3, Milwaukee 3, Detroit 1
9	1976	Aug. 7-15	California 3, Milwaukee 3, Boston 3
9	2000	June 13-23	Minnesota 2, Kansas City 3, Baltimore 3, Kansas City 1
9	2001	Sept. 2-18	Tampa Bay 1, Baltimore 3, Tampa Bay 3, Texas 2
8	1970	Sept. 1-7	Chicago 3, Kansas City 3, Chicago 2
8	1972	June 3-10	Baltimore 3, Cleveland 3, Detroit 2
8	1975	June 22-29	Kansas City 2, Minnesota 3, California 3
8	1978	Apr. 17-26	Minnesota 2, Seattle 3, Minnesota 3
8	1994	June 23-July 1	Kansas City 1, Detroit 3, California 3, Boston 1
8	2002	June 6-14	Seattle 1, Houston 3, Milwaukee 3, San Francisco 1
8	2002	June 16-24	San Francisco 1, Pittsburgh 3, Cincinnati 3, Seattle 1
8	2004	June 5-13	Toronto 2, Cincinnati 3, Pittsburgh 3
8	2004	August 23-31	Baltimore 4, Tampa Bay 3, Chicago 1
8	2005	June 23-July 1	Seattle 1, San Francisco 3, Seattle 3, Chicago 1

TWO SEASONS:

9 Oct. 2, 2001 to Apr. 3, 2002 Texas 2, Anaheim 4, Texas 3

Consecutive Home Wins

No	Year	Dates	Opponents
17	2001	Aug. 25-Oct. 3	Detroit 2, Baltimore 3, Tampa Bay 3, Texas 1, Seattle 3, Anaheim 3, Texas 2
12	2002	Aug. 13-Sept. 14	Toronto 2, Chicago 3, Minnesota 3, Kansas City 2, Seattle 2
10	2006	August 11-Sept. 1	Tampa Bay 3, Seattle 3, Boston 3, Baltimore 1
10	1991	Apr. 11-May 3	Minnesota 1, Seattle 3, California 3, New York 2, Cleveland 1
9	1970	Aug. 19-Sept. 19	Detroit 1, Chicago 3, Kansas City 3, California 2
9	1976	Aug. 7-15	California 3, Milwaukee 3, Boston 3
9	1992	Sept. 6-29	Boston 1, Seattle 4, Minnesota 3, Texas 1
9	1999	May 2-28	Boston 2, Minnesota 3, Kansas City 3, Baltimore 1
9	2005	June 18-July 1	Philadelphia 2, San Francisco 3, Seattle 3, Chicago 1
8	1972	Apr. 18-May 9	Kansas City 3, New York 3, Milwaukee 2
8	1980	Apr. 15-May 3	Seattle 2, California 4, Detroit 2
8	1988	Apr. 18-May 9	California 3, Toronto 2, Cleveland 2, Detroit 1
8	1993	June 20-July 5	Kansas City 1, California 3, New York 3, Cleveland 1
8	1999	July 18-Aug. 3	Colorado 3, Tampa Bay 3, Baltimore 2
8	2001	July 29-Aug. 20	Kansas City 1, Boston 3, New York 3, Cleveland 1
8	2002	June 6-28	Seattle 1, Houston 3, Milwaukee 3, San Francisco 1
8	2003	August 16-31	Toronto 2, Baltimore 3, Tampa Bay 3
8	2004	May 19-June 3	Detroit 2, Kansas City 3, Chicago 2, Toronto 1
8	2004	June 5-13	Toronto 2, Cincinnati 3, Pittsburgh 3
8	2006	June 3-18	Minnesota 2, Seattle 3, Los Angeles (NL) 3

TWO SEASONS:

20 Aug. 25, 2001 to Apr. 3, 2002 Detroit 2, Baltimore 3, Tampa Bay 3, Texas 1, Seattle 3, Anaheim 3, Texas 2, Texas 3
 9 Sept. 26, 1977 to Apr. 14, 1978 Kansas City 4, Seattle 4, California 1

Consecutive Road Wins

No	Year	Dates	Opponents
12	1971	July 31-Aug. 15	Cleveland 3, Kansas City 2, Boston 4, New York 3
11	1981	Apr. 9-26	Minnesota 4, California 4, Seattle 3
10	2002	Aug. 19-28	Cleveland 4, Detroit 3, Kansas City 3
9	1988	Apr. 23-May 3	Chicago 2, Toronto 3, Cleveland 2, Detroit 2
8	1971	May 31-June 20	New York 2, Washington 3, Milwaukee 3
8	1972	June 3-10	Baltimore 3, Cleveland 3, Detroit 2
8	1990	April 13-26	Seattle 3, California 2, Baltimore 3
8	2001	Aug. 16-31	Toronto 1, Chicago 3, Baltimore 3, Tampa Bay 1
8	2002	June 16-24	San Francisco 1, Pittsburgh 3, Cincinnati 3, Seattle 1
8	2005	July 19-August 2	Los Angeles 2, Texas 4, Minnesota 2

TWO SEASONS:

9 Sept. 24, 1989 to Apr. 26, 1990 Minnesota 1, Seattle 3, California 2, Baltimore 3

Biggest Comebacks and Blown Leads

Biggest Come-From-Behind Victories in Oakland History

Deficit	Score	Inn.	Opponent	Date	Final Score
8	0-8	B2	Kansas City	June 18, 1993	10-9
8	0-8	T3	at Toronto	August 21, 2006	12-10
7	1-8	T6	at Chicago	May 22, 1970	9-8
7	0-7	B5	Minnesota	Sept. 28, 1972	8-7
7	0-7	T3	at California	July 30, 1983 (1)	13-8
7	1-8	T6	at Chicago	May 21, 1993	12-11
7	0-7	B3	Boston	May 3, 1999	12-11 (10)
7	1-8	B3	Baltimore	June 19, 2000	13-12 (10)
7	0-7	B5	Detroit	Sept. 2, 2007	8-7 (10)
6	5-11	T7	at New York	Aug. 12, 1973	13-12
6	0-6	B5	Boston	Aug. 15, 1976	8-7
6	1-7	B6	California	Oct. 2, 1976	9-8 (14)
6	0-6	B6	California	July 23, 1990	7-6 (10)
6	0-6	T6	at California	Aug. 3, 1990	8-6
6	0-6	B6	Detroit	Aug. 31, 1991	9-8 (10)
6	0-6	B4	Chicago	Apr. 11, 1992	7-6 (10)
6	0-6	B7	Baltimore	July 24, 1994	7-6

Notes: The all-time Athletics franchise record for biggest come-from-behind victory is also the Major League record, set by the Philadelphia A's on June 15, 1925 against Cleveland...the A's trailed by 12 runs in that game but scored 13 runs in the bottom of the eighth inning to win, 17-15...twice in Oakland history the A's have erased leads of eight or more runs, only to eventually lose the game...in the second game of a doubleheader at Toronto on Sept. 15, 1982, the A's trailed the Blue Jays 11-2 after six innings, but scored two runs in the seventh, three in the eighth and four in the top of the ninth to tie the game at 11-11...however, the Blue Jays scored one run in the bottom of the ninth for the 12-11 victory...on April 14, 2001, the A's trailed the Texas Rangers, 8-0 heading into the bottom of the fourth inning...however, the A's scored two in the fourth, one in the sixth, two in the seventh and three in the eighth to tie the game, 8-8...the Rangers then scored one in the top of the ninth for the 9-8 victory.

Largest Leads Surrendered in Oakland Losses

Lead	Score	Inn.	Opponent	Date	Final Score
8	15-7	B7	at Texas	May 5, 2000	16-17
7	7-0	T5	Kansas City	Sept. 6, 1978	8-11 (12)
7	7-0	B6	at Texas	May 25, 2006	7-8
6	7-1	B3	at Kansas City	Sept. 13, 1970 (2)	7-8 (12)
6	7-1	B5	at Minnesota	July 30, 1976	7-8
6	6-0	B1	at Seattle	Aug. 11, 1985	6-9
6	6-0	B3	at Cleveland	June 10, 1986	7-8
6	6-0	B4	at Seattle	Sept. 22, 1995	7-10
6	6-0	B7	at Kansas City	Sept. 4, 1997	6-7 (12)
6	11-5	B6	at Kansas City	July 25, 1999	11-13 (10)
6	6-0	T2	Seattle	June 21, 2001	10-12
6	6-0	B4	at San Francisco	June 28, 2003	7-8 (10)
6	7-1	T4	New York	May 4, 2004	8-10
6	9-3	B5	at Seattle	Sept. 25, 2006	9-10 (10)

Notes: The A's blew an 11-0 lead to Kansas City on Sept. 4, 2002, but won the game 12-11 on a pinch hit, game-ending home run by Scott Hatteberg in the bottom of the ninth inning...the win gave the A's their American League-record 20th consecutive victory...three other times in Oakland history the A's have blown seven run leads only to win the game...the last time was on April 24, 1997 vs. Minnesota, when the A's led the Twins 8-1 after four innings...the A's still led 8-4 after seven innings, however, the Twins exploded for seven runs in the top of the eighth to take an 11-8 lead...the A's rallied for three runs in the bottom of the ninth on a solo home run by Brent Mayne and a two-run shot by Matt Stairs to tie the game, 11-11...the A's won the game in the bottom of the 11th when Tony Batista scored on a wild pitch by Rick Aguilera.

Athletics Biggest Comeback

On August 21, 2006, the A's tied an Oakland record by overcoming an eight-run deficit to win. Trailing at Toronto 8-0 entering the top of the third inning, Oakland scored seven times in the third, four times in the sixth and once more in the ninth to win 12-10. The A's also overcame an 8-0 deficit entering the bottom of the second on June 18, 1993 against Kansas City in a 10-9 win. The all-time Athletics record is also the Major League record, set by the Philadelphia A's on June 15, 1925 against Cleveland. The A's trailed by 12 runs in that game and scored 13 times in the bottom of the eighth to win 17-15.

Oakland A's at the All-Star Break

Year	Record	Pos.	GB/GA	Leader
1968	39-43	6	-15.5	Detroit
1969	53-39	2	-4.0	Minnesota
1970	47-40	3	-9.5	Minnesota
1971	56-31	1	+11.5	Oakland
1972	56-35	1	+6.5	Oakland
1973	56-42	1	+2.5	Oakland
1974	55-41	1	+5.0	Oakland
1975	55-32	1	+8.5	Oakland
1976	44-41	3	-8.5	Kansas City
1977	39-51	6	-15.0	Chicago
1978	43-44	4	-3.5	California
1979	25-69	7	-30.5	California
1980	36-45	4	-11.5	Kansas City
1981	37-23*	1	+1.5	Oakland
1982	38-50	6	-12.0	California
1983	37-43	5	-8.0	Texas
1984	43-45	4	-3.0	Chicago
1985	46-41	2	-6.0	California
1986	34-56	7	-15.5	California
1987	46-41	t-2	-2.0	Minnesota
1988	54-34	1	+5.5	Oakland
1989	52-36	2	-1.5	California
1990	51-31	1	+1.0	Oakland
1991	44-38	5	-2.5	Texas
1992	51-36	2	-2.0	Minnesota
1993	38-46	6	-6.0	Chicago
1994	39-48	2	-3.0	Texas
1995	36-35	3	-4.0	California/Texas
1996	43-45	t-3	-8.5	Texas
1997	37-52	4	-13.0	Seattle
1998	41-45	3	-8.0	Anaheim
1999	43-44	2	-5.0	Texas
2000	48-38	3	-3.0	Seattle
2001	44-43	2	-19.0	Seattle
2002	50-38	3	-5.0	Seattle
2003	54-39	2	-4.0	Seattle
2004	47-39	2	-2.0	Texas
2005	44-43	3	-7.5	Los Angeles
2006	45-43	t1	—	Oakland/Texas
2007	44-44	3	-9	Los Angeles

* Strike Break



The Oakland Coliseum played host to the 1987 All-Star Game which was won by the National League, 2-0 in 13 innings. Tim Lincecum of the Seattle Mariners was named the game's most valuable player.

Home Runs From Both Sides of the Plate: Nick Swisher at Texas, September 9, 2007
Home Run First Major League At Bat: Terry Steinbach at Cleveland, Sept. 12, 1986
Home Run, First Major League Hit: Tom Wilson vs. Chicago, May 19, 2001
Four Hits, Game: Shannon Stewart at Seattle, September 12, 2007
Five Hits, Game: Eric Chavez at Atlanta, June 12, 2005
Two Hits, Same Inning: Jason Kendall and Mark Ellis vs. Baltimore, September 3, 2006
Four Runs Scored, Game: Dan Johnson vs. San Francisco, May 18, 2007
Three Steals, Game: Bobby Crosby at San Diego, June 27, 2006
Four Steals, Game: Rickey Henderson at Texas, Oct. 5, 1991
Five Steals, Game: Rickey Henderson vs. Seattle, July 29, 1989
Steal of Home: Jay Payton at Baltimore, July 17, 2006
Suicide Squeeze: Donnie Murphy vs. Texas, September 14, 2007
Hitting for the Cycle: Mark Ellis vs. Boston, June 4, 2007
Two Strikeouts, Inning: Kurt Suzuki at Detroit, August 10, 2007
Hitless Streak, 20 or more at bats: 21, Kurt Suzuki, July 2-20, 2007
Hitless Streak, 22 or more at bats: 29, Mark Kotsay, June 25 to July 3, 2006
Hitless Streak, 30 or more at bats: 30, Scott Brosius, August 26-September 19, 1995
Hitless Streak, 31 or more at bats: 32, Stan Javier, April 30-May 9, 1995

Oakland Fielding

Four or More Errors, Game: 5, July 6, 2007 vs. Seattle
Six or More Errors, Game: 7 vs. Cleveland, June 7, 1987
Three Errors by Team, Same Inning: at Baltimore, Sept. 3, 2003 (1st)
Triple Play: at New York, May 29, 2000 (Randy Velarde unassisted)
Turned Four or More DPs, Game: 4 vs. Toronto, August 27, 2007
Turned Five or More DPs, Game: 5 vs. Boston, June 5, 2007

Oakland Miscellaneous – Team

Four-Game Series, Sweep: at Baltimore, August 26-29, 2005
Four-Game Series, Swept: at Minnesota, July 12-15, 2007
Tie Game: vs. Detroit, May 24, 1968 (2-2)
Three Consecutive Extra Inning Games: vs. Chicago, June 1-2 (12; 10); vs. Toronto, June 3 (11), 2004
Rain Shortened Game: vs. Texas, May 4, 2005
Game Postponed: at Kansas City, April 29, 2006
Played a Game Under 2:00: 1:49, June 2, 2007 vs. Minnesota
Doubleheader: at Kansas City, August 18, 2006
Scheduled Doubleheader: at Minnesota, May 26, 2001
Day-Night Doubleheader: at Baltimore, Sept. 20, 2000
Doubleheader, Sweep: vs. Detroit, Aug. 22, 1998 (7-2, 7-1)
Doubleheader, Swept: at Kansas City, August 18, 2006
Player Ejection: Nick Swisher vs. Texas, September 16, 2007
Coach Ejection: Gerald Perry at Los Angeles, July 9, 2006
Manager Ejection: Bob Geren vs. Kansas City, August 18, 2007

Oakland Athletics Doubleheaders

Team	Home W-L-S	Road W-L-S	Totals W-L-S	Last Doubleheader	Result
Anaheim	4-0-6	1-1-2	5-1-8	July 30, 1983 at California	W, 13-8; W, 2-1 (12)
Baltimore	5-1-0	3-3-6	8-4-6	September 23, 1999 at Baltimore	W, 9-6; L, 4-12
Boston	1-1-2	0-1-1	1-2-3	August 20, 1997 at Oakland	L, 5-7; L, 4-5 (13)
Chicago	6-6-4	5-6-5	11-12-9	June 12, 1983 at Oakland	L, 10-12 (11); L, 1-8
Cleveland	2-0-5	4-5-6	6-5-11	September 14, 1996 at Cleveland	L, 2-9; L, 8-9
Detroit	3-0-3	1-1-5	4-1-8	August 22, 1998 at Oakland	W, 7-2; W, 7-1
Kansas City	4-1-7	3-4-4	7-5-11	August 18, 2006 at Kansas City	L, 1-7; L, 3-5
Milwaukee	2-0-4	3-1-4	5-1-8	August 10, 1997 at Oakland	W, 4-3; L, 5-9
Minnesota	4-4-3	3-10-10	7-14-13	May 26, 2001 at Minnesota	W, 5-4 (10); L, 6-7 (10)
New York	0-3-1	2-0-7	2-3-8	August 4, 1998 at Oakland	L, 4-10; L, 5-10
Philadelphia	0-0-0	0-1-0	0-1-0	June 8, 2003 at Philadelphia	L, 1-7; L, 3-8
Seattle	2-0-4	0-0-0	2-0-4	August 3, 1984 at Oakland	W, 5-3; W, 11-7
Texas	2-3-9	2-2-5	4-5-14	September 28, 1993 at Texas	L, 0-2; W, 10-3
Toronto	1-0-2	1-1-1	2-1-3	July 8, 1995 at Oakland	L, 6-9; W, 6-3
TOTALS	36-19-50	28-36-56	64-55-106		