



# 2009 ATHLETICS



*Justin Duchscherer was named to the American League All-Star team for the second time in 2008.*

# BOB GEREN

# 17



## MANAGER

Robert Peter Geren

Named A's bullpen coach, November 13, 2002

Named A's manager, November 17, 2006

**Birthdate:** September 22, 1961

**Opening Day Age:** 47

**Birthplace/Resides:** San Diego, CA / Danville, CA

Bob Geren returns for his third season as the A's manager in 2009. He was named the 28th manager in franchise history and the 17th in Oakland history on November 17, 2006.

Geren guided the A's to a 75-86 record last year after compiling a 76-86 record in his first season as manager in 2007. After employing an Oakland-record 54 players and tying the club record by using the disabled list 22 times in 2007, the A's utilized 51 players in 2008 and set a new Oakland record by using the DL 25 times in 2008. Geren's two-year major league managerial record now stands at 151-172.

Geren has been a member of the A's coaching staff for the last six seasons, serving as the club's bench coach in 2006 after spending the previous three seasons as bullpen coach. He joined the A's organization in 1999 as manager of Single-A Modesto and spent the next three seasons (2000-02) at the helm of the Triple-A Sacramento River Cats. He also managed in the Boston Red Sox farm system for three seasons, guiding Utica of the New York-Penn League in 1995, the Red Sox Gulf Coast League team in 1996 and Sarasota of the Florida State League in 1998. His seven-year managerial record on the minor league level is 452-390, including a 319-253 record in the A's system.

He gained further managerial experience in the 2005 off-season, leading Escogido in the Dominican Winter League.

Geren was named the California League's Manager of the Year in 1999 after his Modesto club finished 88-52 and won both halves in the Northern Division of the California League. He then led Triple-A Sacramento to consecutive first place finishes in the Southern Division of the Pacific Coast League, as the River Cats posted a 90-54 record in 2000 and 75-69 in 2001.

A former catcher, Geren's professional playing career spanned 15 seasons, including five years in the major leagues with the New York Yankees and San Diego Padres. Originally a first round pick of the Padres in 1979, Geren was traded to the St. Louis organization prior to making his major league debut with the Yankees in 1988. He played four seasons with New York from 1988-91 and enjoyed his best season in 1989 when he batted .288 and hit a career high nine home runs. After spending the 1992 season in Boston's minor league system, Geren finished his playing career with San Diego in 1993. He owns a .233 career batting average in 307 Major League games.

A native of San Diego, Geren attended Clairemont High School. Bob and his wife, Pam, reside in Danville with their sons, Brett and Bobby.



## MAJOR LEAGUE RECORD

	AVG.	G	AB	R	H	2B	3B	HR	RBI
TOTALS	.233	307	765	62	178	21	1	22	76

## MANAGERIAL RECORD

Year	CLUB	LEAGUE	CLASS	W-L	POS
1995	Utica	New York-Penn	Rookie	33-40	5th / Pickney
1996	GCL Red Sox	Gulf Coast	Rookie	24-36	4th / Western
1998	Sarasota	Florida State	Single-A	76-61	3rd / Western
1999	Modesto	California	Single-A	88-52	1st / North
2000	Sacramento	Pacific Coast	Triple-A	90-54	1st / Southern
2001	Sacramento	Pacific Coast	Triple-A	75-69	1st / Southern
2002	Sacramento	Pacific Coast	Triple-A	66-78	3rd / Southern
2007	OAKLAND	American	Majors	76-86	3rd / West
2008	OAKLAND	American	Majors	75-86	3rd / West
<b>Major League Totals</b>				<b>151-172</b>	
<b>Minor League Totals</b>				<b>452-390</b>	

## ATHLETICS MANAGERS

Manager	Years	W	L	Pct.	Notes
Connie Mack	1901-50	3627	3891	.482	9 AL Pennants, 5 World Championships
Jimmie Dykes	1951-53	208	254	.450	
Eddie Joost	1954	51	103	.331	
Lou Boudreau	1955-57	151	260	.367	
Harry Craft	1957-59	162	196	.453	
Bob Elliot	1960	58	96	.377	
Joe Gordon	1961	26	33	.441	
Hank Bauer	1961-62, 69	187	226	.453	
Ed Lopat	1963-64	90	124	.421	
Mel McGaha	1964-65	45	91	.331	
Haywood Sullivan	1965	54	82	.397	
Alvin Dark	1966-67, 74-75	314	291	.519	2 AL West Titles, 1 AL Pennant, 1 World Championship
Luke Appling	1967	10	30	.250	
Bob Kennedy	1968	82	80	.506	
John McNamara	1969-70	97	78	.554	
Dick Williams	1971-73	288	190	.603	3 AL West Titles, 2 AL Pennants, 2 World Championships
Chuck Tanner	1976	87	74	.540	
Jack McKeon	1977,78	71	105	.403	Started 1977 season, finished 1978
Bobby Winkles	1977-78	61	86	.415	Finished 1977 season, started 1978
Jim Marshall	1979	54	108	.333	
Billy Martin	1980-82	215	218	.497	1 AL West Title
Steve Boros	1983-84	94	112	.456	
Jackie Moore	1984-86	163	190	.462	
Jeff Newman	1986	2	8	.200	Interim Manager
Tony La Russa	1986-1995	798	673	.542	4 AL West Titles, 3 AL Pennants, 1 World Championship
Art Howe	1996-2002	600	533	.530	2 AL West Titles, 1 AL Wild Card
Ken Macha	2003-2006	368	280	.568	2 AL West Titles
Bob Geren	2007-Present	151	172	.467	

## MIKE GALLEGO

12

### THIRD BASE COACH

Michael Anthony Gallego

Named A's third base coach, October 22, 2008

**Birthdate:** October 31, 1960

**Opening Day Age:** 48

**Birthplace/Resides:** Whittier, CA / Yorba Linda, CA



Mike Gallego is in his first season as the A's third base coach, but it is his 13th season in the Oakland organization, which includes 12 years as a player.

Gallego comes to the A's from the Colorado Rockies organization, where he spent nine seasons, including the last four as third base and infield coach on Clint Hurdle's major league staff. Under his tutelage, the Rockies set a major league record for fielding percentage with a mark of .98925 in 2007. Shortstop Troy Tulowitzki led major league shortstops with a .987 fielding percentage that year and Todd Helton topped all National League first baseman with a .999 fielding percentage. Gallego joined the Rockies organization as a roving infield coordinator in 2000, a position he held until joining the major league coaching staff on May 1, 2002. He returned to his minor league duties in 2003-04, before rejoining the major league staff in 2005. Gallego began his coaching career as Boston's minor league infield instructor in 1999.

Gallego's professional career began when the A's drafted him in the second round of the 1981 June draft out of UCLA. He made his major league debut with Oakland in 1985 and spent 13 seasons in the majors with Oakland (1985-91, 95), the New York Yankees (1992-94) and St. Louis Cardinals (1996-97). He is a .239 career hitter with 42 home runs and 282 RBI in 1111 games, including .232 in 772 games with the A's. A valuable utility infielder, he played in three straight postseasons with Oakland from 1988-90 and was a member of the 1989 World Champion

A's. In 1993, he won the Good Guy Award from the New York Press Photographer's Association and New York Baseball Writers after putting together his best season, batting .283 with 10 home runs and 54 RBI.

A native of Whittier, Calif., Gallego graduated from St. Paul High School (Santa Fe Springs, Calif.) and attended UCLA for three years before being drafted by the A's. He and his wife, Caryn, have twin sons, Nicholas and Joseph (12/29/88) and a daughter, Allison (12/12/90), and reside in Yorba Linda, Calif.

**MAJOR LEAGUE RECORD**

	AVG.	G	AB	R	H	2B	3B	HR	RBI
TOTALS	.239	1111	2931	374	700	111	12	42	282

**RON ROMANICK**

**37**

**BULLPEN COACH**

Ronald James Romanick

Named A's bullpen coach, October 16, 2007

**Birthdate:** November 6, 1960

**Opening Day Age:** 48

**Birthplace/Resides:** Burley, ID / Fountain Hills, AZ



Ron Romanick enters his second season on the A's major league coaching staff as bullpen coach after spending the previous nine seasons as the A's minor league roving pitching instructor. He served as a pitching coordinator in the Seattle Mariners organization for seven seasons (1992-98) before joining the A's.

Romanick's major league career spanned three seasons (1984-86) with the California Angels, compiling a career record of 31-29 and a 4.24 ERA in 82 appearances, all starts. He made 33 starts for the Angels as a rookie in 1984 and posted a 12-12 record and a 3.76 ERA. Romanick followed up his rookie season with a 14-9 showing in 1985. After going 5-8 in 1986, he was traded to the New York Yankees organization and spent the 1987 season with Triple-A Columbus. He retired in 1988 after spending one year in the Milwaukee farm system.

Romanick pitched at Arizona State before being drafted by the Angels in the first round of the Secondary Phase of the 1981 January Draft.

A native of Bellevue, Wash., Ron makes his off-season home in Fountain Hills, Ariz.

**MAJOR LEAGUE RECORD**

	W	L	ERA	G	IP	H	R	ER	BB	SO
TOTALS	31	29	4.24	82	531.0	574	276	250	167	189

**JIM SKAALEN**

**20**

**HITTING COACH**

James Arnold Skaalen

Named A's hitting coach, December 22, 2008

**Birthdate:** July 6, 1954

**Opening Day Age:** 54

**Birthplace/Resides:** Holland, MI / Carlsbad, CA



Jim Skaalen is in his first season as the A's hitting coach after spending the previous two seasons in the same capacity with the Milwaukee Brewers. In his first year with Milwaukee, the Brewers hit a franchise record and Major League-leading 231 home runs.

FRONT OFFICE  
2009 ATHLETICS  
REVIEW  
RECORDS  
HISTORY  
OPPONENTS  
PLAYER DEVELOPMENT  
MISCELLANEOUS

Skaalen began his coaching career in 1981 at Single-A Daytona Beach of the Houston Astros organization and then spent eight seasons as a minor league manager, compiling a 509-543 record. His managerial career began in the San Diego organization with stints at Single-A Walla Walla (1982), Single-A Reno (1983-84, 86) and Single-A Charleston (1985). Skaalen moved to the Texas organization and Single-A Port Charlotte in 1987 before earning Texas League Manager of the Year honors in 1988 after guiding Double-A Tulsa to the league championship. His final season as manager came at Triple-A Oklahoma City in 1989. He has also served as Minor League Hitting Instructor for the Rangers (1990), Coordinator of Minor League Instruction for Seattle (1991-96), Director of Player Development for the Padres (1997-99) and Minor League Hitting Coordinator for the Brewers (2000-06).

A former first baseman and third baseman, Skaalen played professionally for three seasons in the Baltimore Orioles farm system and batted .246 with 15 home runs and 123 RBI in 251 games. He was originally drafted by the Orioles in the 1976 June Draft.

Skaalen graduated from Coronado (CA) High School and attended San Diego State University. His father, Morris, pitched in the minor leagues with the Pirates organization prior to serving in World War II and his mother, Lyda, was a national water skiing champion in 1941. Skaalen and his wife Cheryl have a daughter, Erin, and three sons, Bevan, Jay and Christopher.

## TODD STEVERSON

# 39

### FIRST BASE COACH

Todd Anthony Steverson

Named A's first base coach, December 22, 2008

**Birthdate:** November 15, 1971

**Opening Day Age:** 37

**Birthplace/Resides:** Los Angeles, CA / Phoenix, AZ



Todd Steverson is in his first season on a major league coaching staff after being named the A's first base coach following the 2008 season. He has spent the last four seasons managing in the A's farm system and has compiled a 297-264 (.529) record.

Steverson joined the A's organization in 2004 as hitting coach for their short-season Single-A affiliate at Vancouver. He was named manager at Single-A Stockton in 2005 and guided the Ports to a 78-62 record and a playoff appearance. Steverson returned to Stockton in 2006 and spent one year at Double-A Midland in 2007 before moving to Triple-A Sacramento last year. His River Cats compiled an 83-61 record and won their second consecutive Triple-A and Pacific Coast League championships in 2008. Steverson began his coaching career in the St. Louis Cardinals farm system and spent five seasons with Potomac (1999; 2001-02), Peoria (2000) and Palm Beach (2003), all Single-A affiliates.

Steverson played professionally for seven seasons, including two seasons in the majors with Detroit (1995) and San Diego (1996). He compiled a .256 batting average, two home runs and six RBI in 31 games, including 30 with the Tigers and one with the Padres. Steverson was drafted by St. Louis in the sixth round out of Culver City (CA) High School in 1989, but did not sign and attended Arizona State University. Three years later he was a first round pick (25th overall) of Toronto and spent three seasons in the Blue Jays farm system before he was selected by Detroit in the Rule 5 draft. He concluded his playing career at Triple-A Memphis in 1998.

Steverson makes his offseason home in Phoenix, Ariz., with his wife, Theresa, daughter Joya and son Jaryn.

### MAJOR LEAGUE RECORD

	AVG.	G	AB	R	H	2B	3B	HR	RBI
TOTALS	.256	31	43	11	11	0	0	2	6

## TYE WALLER

# 46

### BENCH COACH

Elliott Tyrone Waller


Named A's first base coach, December 21, 2006

Named A's bench coach, December 22, 2008

**Birthdate:** March 14, 1957

**Opening Day Age:** 52

**Birthplace/Resides:** Fresno, CA / San Diego, CA



Tye Waller is in third season on the A's coaching staff, his first as the bench coach. He was the A's first base coach in 2007 and split his duties between first base and third base in 2008. This is Waller's fifth year on a major league coaching staff as he was San Diego's bullpen coach in 1995 and first base coach in 2006.

Waller spent 19 years in the Padres organization, beginning in 1988 as a coach with the Padres rookie-level club in Spokane, Wash. He then served as the club's minor league outfield and base running instructor from 1989-93 before taking over the managerial duties at Spokane for the 1994 season. Following his one-year stint on the major league staff in 1995, Waller served as San Diego's coordinator of minor league instruction from 1997-99 and as director of player development from 2000-05.

Selected by the St. Louis Cardinals in the fourth round of the 1977 First-Year Player Draft, Waller played 11 seasons professionally, including parts of four seasons in the majors. In his first season of professional ball, he batted .320 for Calgary and led the Pioneer League in hits, runs and RBI on his way to league MVP honors. He made his major league debut with the Cardinals in 1980 and appeared in five games for the Redbirds. He was traded to the Chicago Cubs in the off-season to complete a deal that sent Leon Durham and Ken Reitz to the Cubs for Bruce Sutter. He appeared in 30 games for the Cubs in 1981 and finished the season batting .268 with three home runs and 13 RBI. Waller was traded to the White Sox in December of 1982 and signed a free agent contract with the Astros in 1983. He appeared in 11 games for the Astros in 1987, his last season of professional ball.

A native of Fresno, Calif., Waller graduated from Hoover High School and attended San Diego City College for two years. Tye makes his off-season home in San Diego with his wife, Cynthia. The couple has four children—Elliott and triplets Todd, Terrence and Tiffany.

### MAJOR LEAGUE RECORD

	AVG.	G	AB	R	H	2B	3B	HR	RBI
TOTALS	.236	63	110	18	26	3	1	3	14

## CURT YOUNG

# 41

### PITCHING COACH

Curtis Allen Young

Named A's pitching coach, December 2, 2003

**Birthdate:** April 16, 1960

**Opening Day Age:** 48

**Birthplace/Resides:** Saginaw, MI / Scottsdale, AZ



Curt Young returns for his sixth season as A's pitching coach, a position he was appointed on December 2, 2003. The 2009 season will mark Young's 22nd season in the Oakland organization, which includes 12 years as a player and four years as a minor league coach.

Over the past five seasons, A's the A's pitching staff has allowed the fewest home runs in the American League (753), has the lowest opponent batting average (.258) and ranks third in ERA (4.07). During Young's tenure as pitching coach, five A's pitchers—Mark Mulder (2004), Tim Hudson (2004), Justin Duchscherer (2005, 2008), Barry Zito (2006) and Dan Haren (2007)—have been selected to the American League All-Star team, with Mulder and Haren earning starts in the Midsummer's Classic. Closer Huston Street earned 2005 American League Rookie of

the Year honors and Zito (July, 2005), Esteban Loaiza (August, '06) and Haren (May, 2007) earned AL Pitcher of the Month Awards.

Young began his coaching career in 2000 as the pitching coach at Double-A Midland. His first Midland staff compiled a 4.64 ERA which was the lowest figure posted by the club in 15 years. His 2001 staff bettered the previous year's figure by 24 points, finishing with a 4.40 ERA, and in 2002 the RockHounds finished with a 3.88 ERA. Young was promoted to Triple-A Sacramento for the 2003 season and the River Cats posted the fourth best ERA in the Pacific Coast League (3.90) en route to the PCL Championship.

Young compiled a 69-53 record and a 4.31 ERA in 251 games, 162 starts, in an 11-year Major League pitching career that included stints with Oakland (1983-91, '93), Kansas City (1992) and the New York Yankees (1992). He was originally drafted by the A's in the fourth round of the 1981 June draft and made his major league debut in 1983. The left-hander went 13-9 with a 3.45 ERA in 1986 and led the team in victories, earning him an Opening Day start in 1987. He matched his career best in wins in 1987, posting a 13-7 record and a 4.08 ERA in a career high 31 starts. Young was also a member of the A's starting rotation when they won three consecutive American League pennants from 1988-90. He tossed two one-hitters during his career: October 5, 1986 against Kansas City and June 9, 1987 against Chicago.

Young graduated from Arthur Hill High School in Saginaw, Mich., where he also starred as a quarterback, and attended Central Michigan University. In 1980, he pitched for the United States team in the World Amateur Baseball Tournament in Japan. Curt makes his offseason home in Scottsdale, Ariz. with his wife, Kathy, and their two sons.

### MAJOR LEAGUE RECORD

	<b>W</b>	<b>L</b>	<b>ERA</b>	<b>G</b>	<b>IP</b>	<b>H</b>	<b>R</b>	<b>ER</b>	<b>BB</b>	<b>SO</b>
TOTALS	69	53	4.31	251	1107.0	1133	581	530	366	536

### A'S RECENT COACHING ASSIGNMENTS

<b>Year</b>	<b>Bench</b>	<b>Pitching</b>	<b>Hitting</b>	<b>Third Base</b>	<b>First Base</b>	<b>Bullpen</b>
2008	Don Wakamatsu	Curt Young	Ty Van Burkleo	DeFrancesco/ Waller	Waller/ DeFrancesco	Ron Romanick
2007	Bob Schaefer	Curt Young	Ty Van Burkelo	Rene Lachemann	Tye Waller	Brad Fischer
2006	Bob Geren	Curt Young	Gerald Perry	Ron Washington	Rene Lachemann	Brad Fischer
2005	Rene Lachemann	Curt Young	Dave Hudgens	Ron Washington	Brad Fischer	Bob Geren
2004	Chris Speier	Curt Young	Dave Hudgens	Ron Washington	Brad Fischer	Bob Geren
2003	Terry Francona	Rick Peterson	Bosley/Hudgens	Ron Washington	Brad Fischer	Bob Geren
2002	Ken Macha	Rick Peterson	Thad Bosley	Ron Washington	Mike Quade	Brad Fischer
2001	Ken Macha	Rick Peterson	Thad Bosley	Ron Washington	Mike Quade	Brad Fischer
2000	Ken Macha	Rick Peterson	Thad Bosley	Ron Washington	Mike Quade	Brad Fischer
1999	Ken Macha	Rick Peterson	Dave Hudgens	Ron Washington	Thad Bosley	Brad Fischer
1998	Duffy Dyer	Bob Cluck	Denny Walling	Ron Washington	Gary Jones	Brad Fischer
1997	Duffy Dyer	Bob Cluck	Denny Walling	Ron Washington	Brad Fischer	Bob Alejo
1996	—	Bob Cluck	Denny Walling	Duffy Dyer	Ron Washington	Brad Fischer
1995	*Carney Lansford	Dave Duncan	Jim Lefebvre	Tommie Reynolds	Dave McKay	Art Kusnyer
1994	*Carney Lansford	Dave Duncan	Jim Lefebvre	Tommie Reynolds	Dave McKay	Art Kusnyer
1993	—	Dave Duncan	Greg Luzinski	Tommie Reynolds	Dave McKay	Art Kusnyer
1992	Tommie Reynolds	Dave Duncan	Doug Rader	Rene Lachemann	Dave McKay	Art Kusnyer
1991	Tommie Reynolds	Dave Duncan	Rick Burleson	Rene Lachemann	Dave McKay	Art Kusnyer
1990	Tommie Reynolds	Dave Duncan	Merv Rettenmund	Rene Lachemann	Dave McKay	Art Kusnyer
1989	Tommie Reynolds	Dave Duncan	Merv Rettenmund	Rene Lachemann	Dave McKay	Art Kusnyer

\*Lansford was infield coach

# JEFF BAISLEY

# 52



## INFIELDER

**Height/Weight:** 6-3 / 219

**Bats/Throws:** Right / Right

**Birthdate:** December 19, 1982

**Opening Day Age:** 26

**Birthplace/Resides:** Tampa, Florida / Tampa, Florida

**Major League Service:** 20 days

**Obtained:** Selected in the 12th round of the 2005 First-Year Player Draft

**Contract Status:** First year of a one-year contract through 2009

## CAREER HIGHLIGHTS

Made his Major League debut with Oakland in 2008 in his fourth professional season...has a .279 (393 for 1409) batting average with 49 home runs and 243 RBI in 373 career minor league games...played for Phoenix in the Arizona Fall League following the 2007 season...was named Midwest League Most Valuable Player and was a *Baseball America* Low Class-A All-Star at Single-A Kane County in 2006 when he ranked second in all of minor league baseball in RBI (110).

## 2008 HIGHLIGHTS

Spent the entire regular season and the first round of the playoffs with Triple-A Sacramento before he was promoted to Oakland on September 9...hit .256 with no home runs and five RBI in 14 games with the A's...started 14 of the A's 18 games following his promotion, including 10 at third base and four at first base...made his Major League debut on September 9 at Detroit and went 0 for 2 with a walk in a start at third base...his first three starts came at third base but his next four from September 12 to 20 came at first base...those were his first appearances at first base in his professional career...snapped a career opening 0 for 12 streak with a third inning single off Joe Saunders on September 18 against Los Angeles for his first ML hit...added another single in the seventh inning for his first multiple hit game...went 11 for 31 (.355) over his final 10 games...all five of his RBI came against Seattle, including four in one game on September 20...went 8 for 27 (.296) against right-handed pitching and 3 for 16 (.188) against left-handers with the A's.

**SACRAMENTO:** Batted .298 with nine home runs and 44 RBI in just 81 games with Sacramento as he missed over two months of the season due to two stints on the disabled list...his batting average was the best among River Cats with 200 or more at bats...finished second on the club in doubles (25)...hit .327 (74 for 226) against right-handed pitchers and .205 (15 for 73) against left-handers...his average improved to .354 (29 for 82) with runners in scoring position and he was 5 for 10 (.500) with a grand slam and 13 RBI with the bases loaded...appeared exclusively at third base on defense where he committed 15 errors in 77 games for a .938 fielding percentage...also went 3 for 12 (.250) in four games at designated hitter and was 1 for 2 with a RBI as a pinch hitter...hit in every spot in the order except second and ninth and made his most appearances batting cleanup, where he appeared in 31 games...had a .400 (12 for 30) batting average in the first inning...began the season on the disabled list with a right calf strain...was reinstated on April 12 and hit .273 with two home runs and 14 RBI over his first 21 games through May 2...then put together a season best 10-game hitting streak from May 3 to 13 (13 for 41, .317)...that included a two-home run, seven-RBI game on May 5 against Iowa...hit a three-run home run in the first inning and a grand slam in the seventh inning in the River Cats 16-7 win...finished the month of May with a .314 batting average, five home runs and 20 RBI...had seven home runs and 33 RBI in 48 games through the end of May but had just two home runs and 11 RBI over his final 33 games...hit .268 over his first 15 games in June before he was placed on the DL for a second time on June 18 with a stress fracture in his left foot...was sent to the A's affiliate in the Arizona Rookie League on August 7 and hit .273 (6 for 22) with a home run and five RBI in six games (five at third base, one at designated hitter) before he was reinstated from the DL and returned to Sacramento on August 14...hit .319 with a home run and three RBI over his final 18 regular season games with the River Cats...then went 8 for 16 (.500) with two home runs and six RBI in four games in the first round of the Pacific Coast League Playoffs...was promoted to Oakland prior to the start of the second round...played for La Guaira in the Venezuelan Winter League following the season and hit .167 (7 for 42) with two home runs and seven RBI in 12 games.

## CAREER

**2007**—Spent his third professional season at Double-A Midland and batted .257 with 11 home runs and 46 RBI in 101 games...missed a month of the season as he was on the disabled list from June 18 to July 20 with a strained left knee...tied for the RockHounds team lead in sacrifice flies (6) and tied for second in triples (3) and home runs...the triples were a career high...batted .271 with 10 of his 11 home runs off right-handed pitching and .220 against left-handers...six of his 11 home runs came in the seventh inning or later and eight were solo shots...hit .333 with



runners in scoring position and two outs...batted .305 at home and .215 on the road...appeared in 96 games at third base and one at shortstop...committed 15 errors as a third baseman for a .938 fielding percentage...had his first of two two-homer games on April 9 against Arkansas...was batting .352 over his first 14 games through April 23 but a 2 for 32 slump put his average at .244 at the end of April...then batted .299 in May and .328 in June...hit safely in a season high 11 consecutive games from June 3 to 13...batted .354 with four home runs and 12 RBI during the streak...had a season high four hits, including his second two-homer game of the season on June 10 in the first game of a doubleheader at Frisco...was batting .288 with nine home runs and 33 RBI in 64 games when he went on the DL on June 18...was reinstated from the DL on July 21 and hit .201 with two home runs and 13 RBI in 37 games following his return...played for the Arizona Fall League Champion Phoenix Desert Dogs following the season and hit .203 with three home runs and 15 RBI in 21 games.

**2006**—Was named Midwest League Most Valuable Player and was a *Baseball America* Low Class-A All-Star while playing for Single-A Kane County...was also named to the ML postseason All-Star team after leading the league and ranking second in all of minor league baseball with 110 RBI...also led the ML in total bases (242) and sacrifice flies (10), tied for the league lead in runs (86), was second in home runs (22) and extra base hits (58), third in doubles (35) and slugging (.519) and eighth in batting (.298)...led the A's farm system in RBI, ranked second in home runs and was fifth in batting...led the Cougars in runs, hits (139), doubles, home runs, RBI and slugging...led ML third basemen with a .963 fielding percentage, 350 total chances and 243 assists...batted .359 against left-handed pitching and .281 against right-handers...hit .333 with runners in scoring position...reached base safely via hit, walk or hit by pitch in 111 of his 124 games...homed twice on April 14 at Clinton...hit .452 with five home runs and 33 RBI and during a 16-game hitting streak from May 20 to June 5...earned back-to-back ML Player of the Week honors from May 22 to 28 and May 29 to June 4...had three home runs and five RBI on May 25 against Wisconsin and added a season high six RBI on May 28 against the Timber Rattlers...finished May with a .373 batting average six home runs and 27 RBI in 27 games...hit .211 with a home run, four RBI, five walks and seven runs scored in nine postseason games for Kane County.

**2005**—Made his professional debut at Short Season Single-A Vancouver and led the Canadians in games (61), RBI (38), walks (27) and hit by pitches (12) while tying for the team lead in home runs (6)...hit .252 and had a .362 on-base percentage...struck out just 27 times and ranked third in the Northwest League with 9.70 plate appearances per strikeouts...hit .258 against right-handed pitching and .237 against left-handers...committed 11 errors in 60 games at third base for a .937 fielding percentage...led NL third basemen in assists (125)...had 22 RBI over a nine-game span from July 11 to 21, including a season high five on July 11 at Eugene...hit .273 with a double and two RBI in five postseason games for Vancouver.

## PERSONAL/MISCELLANEOUS

Jeffrey Scot Baisley was originally signed by A's scout Steve Barningham...graduated from Land O' Lakes HS (FL) in 2001...attended the University of South Florida...hit .356 with eight home runs and 71 RBI as a senior at USF while setting a school record with 26 doubles in 2005...was a second team All-Conference USA selection in 2005...finished his four-year career with the Bulls with a .342 batting average.

## LIFETIME PLAYING RECORD

Year	Club	AVG.	G	AB	R	H	2B	3B	HR	RBI	SH	SF	HP	BB	SO	SB	CS	SLG	OBP	E
2005	Vancouver	.252	61	218	28	55	15	1	6	38	2	3	12	27	27	3	5	.413	.362	11
2006	Kane County	.298	124	466	86	139	35	1	22	110	0	10	7	62	86	6	1	.519	.382	13
2007	Midland	.257	101	404	60	104	22	3	11	46	0	6	3	29	84	4	1	.408	.308	15
2008	Sacramento	.298	81	299	45	89	25	1	9	44	0	1	5	32	43	0	1	.478	.374	15
	Arizona A's	.273	6	22	4	6	2	0	1	5	0	0	2	0	4	0	0	.500	.333	5
	OAKLAND	.256	14	43	1	11	1	0	0	5	0	0	0	4	7	0	0	.279	.319	1
<b>ML Totals</b>		<b>.256</b>	<b>14</b>	<b>43</b>	<b>1</b>	<b>11</b>	<b>1</b>	<b>0</b>	<b>0</b>	<b>5</b>	<b>0</b>	<b>0</b>	<b>0</b>	<b>4</b>	<b>7</b>	<b>0</b>	<b>0</b>	<b>.279</b>	<b>.319</b>	<b>1</b>

## CAREER TRANSACTIONS

**2005** — Selected by the Oakland Athletics organization in the 12th round of the First-Year Player draft.

## VS. THE AMERICAN LEAGUE

2008	CAREER									
AVG.	AB	H	HR	RBI	vs. TEAM	AVG.	AB	H	HR	RBI
.000	6	0	0	0	Detroit	.000	6	0	0	0
.667	3	2	0	0	Los Angeles	.667	3	2	0	0
.250	16	4	0	5	Seattle	.250	16	4	0	5
.278	18	5	0	0	Texas	.278	18	5	0	0

## BALLPARK BREAKDOWN

	AVG.	AB	H	HR	RBI
Coliseum	.333	15	5	0	4
Comerica Park	.000	6	0	0	0
Pangloss Ballpark	.417	12	5	0	0
Safeco Field	.100	10	1	0	1

**MONTHLY BREAKDOWN**

2008		CAREER								
AVG.	AB	H	HR	RBI	by MONTH	AVG.	AB	H	HR	RBI
.256	43	11	0	5	September	.256	43	11	0	5

**BATTING BREAKDOWN**

2008		CAREER								
AVG.	AB	H	HR	RBI	by CATEGORY	AVG.	AB	H	HR	RBI
.333	15	5	0	4	Home	.333	15	5	0	4
.214	28	6	0	1	Road	.214	28	6	0	1
.250	20	5	0	4	Day	.250	20	5	0	4
.261	23	6	0	1	Night	.261	23	6	0	1
.256	43	11	0	5	Grass	.256	43	11	0	5
—	0	0	0	0	Turf	—	0	0	0	0
—	0	0	0	0	Pre-ASG	—	0	0	0	0
.256	43	11	0	5	Post-ASG	.256	43	11	0	5
.188	16	3	0	0	vs. LHP	.188	16	3	0	0
.296	27	8	0	5	vs. RHP	.296	27	8	0	5
.273	11	3	0	5	RISP	.273	11	3	0	5
.500	2	1	0	2	Bases Loaded	.500	2	1	0	2
—	0	0	0	0	Pinch Hitter	—	0	0	0	0
—	0	0	0	0	Designated Hitter	—	0	0	0	0

**FIELDING STATISTICS**

**First Base**

YEAR	PCT.	G	PO	A	E	TC	DP
2008	.974	4	37	1	1	39	3
<b>Totals</b>	<b>.974</b>	<b>4</b>	<b>37</b>	<b>1</b>	<b>1</b>	<b>39</b>	<b>3</b>

**Third Base**

YEAR	PCT.	G	PO	A	E	TC	DP
2008	1.000	10	6	14	0	20	1
<b>Totals</b>	<b>1.000</b>	<b>10</b>	<b>6</b>	<b>14</b>	<b>0</b>	<b>20</b>	<b>1</b>

**BAISLEY'S CAREER BESTS**

- Hits:** 2 (four times), last: September 23, 2008 at Texas
- Home Runs:** None
- Runs Batted In:** 4, September 20, 2008 vs. Seattle
- Stolen Bases:** None
- Hitting Streak:** 4, September 22-26, 2008
- Hitless Streak (At Bats):** 12, September 9-12, 2008
- Grand Slams:** None
- Pinch-Hit Home Runs:** None
- Inside-The-Park Home Runs:** None
- Game Ending Home Runs:** None
- Lead Off Home Runs:** None

**DARIC BARTON**

**10**

**FIRST BASE**

**Height/Weight:** 6-0 / 218

**Bats/Throws:** Left / Right

**Birthdate:** August 16, 1985


**Opening Day Age:** 23

**Birthplace/Resides:** Springfield, Vermont / Corona, California

**Major League Service:** 1 year, 21 days

**Obtained:** Acquired from the St. Louis Cardinals with pitchers Kiko Calero and Dan Haren for pitcher Mark Mulder, December 18, 2004

**Contract Status:** First year of a one-year contract through 2009.



**CAREER HIGHLIGHTS**

Batted .226 in 140 games in his first full season in 2008 after hitting .347 in 18 games with the A's in his Major League debut in 2007...set an Oakland record by reaching base safely via hit or walk in each of the first 20 games of his career...has a .299 batting average and a .411 on-base percentage in 468 career minor league games...was originally a first round draft pick of St. Louis in 2003 and spent two seasons in the Cardinals farm system as a catcher...was named to the Midwest League Postseason All-Star team at Single-A Peoria in 2004...was traded to the Oakland organization following the 2004 season in the Mark Mulder deal and was converted to first base...played for the United States team in the Futures Game on July 10, 2005 at Comerica Park...missed most of the 2006 season after fracturing the radial head of his left elbow in a game against Iowa on May 23.

**2008 HIGHLIGHTS**

Struggled in his first full season with the A's as he batted .226 with nine home runs and 47 RBI in 140 games...the average was third lowest in the American League and seventh lowest in Oakland history...also had the third lowest slugging percentage in the AL...led AL rookies in walks (65) and ranked third in triples (5)...the triples tied for third most by a rookie in Oakland history and the walks tied for fifth most...led the A's in triples, sacrifice hits (6) and intentional walks (5)...his batting average included a .208 (66 for 318) mark against right-handed pitching and .273 (35 for 128) against lefties...also hit .216 on the road and .218 in night games...his night batting average was the lowest in the AL...batted under .200 in three months including .139 in May, .160 in July and .198 in August...hit at least .269 in the other three months, including .278 in April, .269 in June and .279 in September...compiled a .303 batting average when leading off an inning and now has a .311 (33 for 106) career average in that situation...hit

eight of his nine home runs on the road and six came after the All-Star Break...10 of his 13 career home runs have come on the road...made a team leading 124 starts at first base and committed 13 errors for a .988 fielding percentage...led AL first basemen in errors and lowest fielding percentage and tied for second in double plays (128)...his fielding percentage was the lowest by a first baseman in Oakland history and the errors tied for second most, falling one short of the record of 14 by Jason Giambi in 1998...also appeared in one game at third base and handled two chances without an error...was 1 for 8 (.125) with two RBI and five strikeouts as a pinch hitter...had a two-run single in his first pinch hitting appearance on April 26 at Seattle but then went 0 for his last 7...started games at every spot in the order except fourth and had his best success in the six spot where he batted .360 in 17 games...hit a combined .131 against AL East teams and .257 against everyone else.

**OAKLAND:** Was the A's Opening Day starter at first base on March 25 against Boston in Tokyo and at the age of 22 years, 222 days, he was the A's youngest Opening Day starter since Eric Chavez started at third base in 2000 at the age of 22 years, 117 days...walked three times in the game to tie the Oakland Opening Day record for walks, set by Sal Bando in 1975...went 0 for 4 in the A's Coliseum opener on April 1 against Boston...that snapped a career opening streak of 20 consecutive games reaching base via hit or walk, which was the longest such streak to start a career in Oakland history...the previous mark was 14 by Bruce Robinson in 1978...had a season best seven-game hitting streak from April 15-22 (11 for 29, .379), which included his second of four three-hit games on April 19 against Kansas City...hit his first home run of the season on April 28 at Los Angeles, a three-run shot, and had a career high three RBI...was batting .268 at the conclusion of play on May 2 and then went 4 for 49 (.082) over his next 18 games from May 3 to 25...finished May with a .139 batting average, which was the second lowest May batting average in Oakland history to John Donaldson, who hit .134 in 1968...walked in all four plate appearances on June 1 at Texas, the first four-walk game of his career...was batting .224 with three home runs and 25 RBI in 89 games before he was placed on the 15-day disabled list on July 19 retroactive to July 14 with a neck strain...hit .194 with a home run and three RBI during an eight-game rehab assignment with Triple-A Sacramento from July 24 to 31 and was reinstated from the DL on August 1...went 8 for 68 (.118) over his first 20 games following his return, which dropped his average to a season low .203 on August 21...then matched his season high with a seven-game hitting streak from August 22-28 (10 for 23, .435) and batted .307 with four home runs and 15 RBI over his final 31 games...had just five home runs over his first 109 games...snapped a career long 0 for 20 streak with a RBI double in the sixth inning on September 16 against Los Angeles...however, reached base safely via hit or walk over each of his final 16 games starting on September 8...made his Major League debut at third base on September 20 against Seattle...had surgery on his right hip on October 24.

## CAREER

**2007**—Spent the entire regular season at Triple-A Sacramento and also played for the River Cats in the first round of the Pacific Coast League playoffs before he was selected by Oakland on September 10...started all 18 games at first base for the A's following his promotion and batted .347 in his Major League debut...of his 25 hits, 13 were for extra bases (nine doubles, four home runs) and he had a .639 slugging percentage...added 10 walks for a .429 on-base percentage...based on a minimum of 75 plate appearances, he had the third best single season batting average in Oakland history, the sixth best slugging percentage and the ninth best on-base percentage...reached base safely via hit or walk in all 18 of his games and had nine multiple hit games...hit .378 with three of his four home runs against right-handed pitching compared to .296 against left-handers...batted .419 on the road and .293 in Oakland...made 16 of his 18 starts batting second in the order...did not commit an error in 159 total chances at first base...made his ML debut on September 10 at Seattle and went 2 for 3 with a double and two walks...walked in his first two plate appearances before doubling off Ryan Feierabend in the sixth inning for his first ML hit...had nine hits in his first five games, which tied the Oakland record for most hits by a player in his first five ML games...shares the mark with Mitchell Page (1977), Jeff Cox (1980) and Ben Grieve (1997)...hit his first ML home run on September 14 against Texas, a two-run shot off Kason Gabbard in the third inning...had a career high three hits in that game...had a nine-game hitting streak from September 16 to 26 (13 for 35, .371) and hit safely in 15 of his 18 games...batted .293 with nine home runs and 70 RBI in 136 games with Sacramento...led the River Cats in games (84), hits (151), doubles (38), RBI and walks (78)...tied for fourth among all Triple-A batters in walks (78), ranked seventh in on-base percentage (.389) and was eighth in doubles (38)...led the A's farm system in hits...batted .304 with eight of his nine home runs against right-handed pitching compared to .268 against left-handers...hit .321 with six home runs and 49 RBI in 85 games before the Triple-A All-Star break and .246 with three home runs and 21 RBI in 51 games after the break...batted over .300 in just one month and that was in July when he hit .454 with 14 doubles, two home runs and 20 RBI in 27 games...had 43 multiple hit games...seven of his nine home runs were solo shots and six came in the sixth inning or later...appeared in 115 games at first base, 18 at third base and five at designated hitter...had a grand slam and a season high five RBI on May 3 at Las Vegas...collected two four-hit games in a four-game series at Colorado Springs on May 25 and 28...then had a 24-game hitting streak from June 5 to 29, which was the longest streak in the PCL in 2007...hit .490 (49 for 100) during the streak with 14 doubles, two home runs, 20 RBI and 24 runs scored...that included a streak of 10 straight multiple hit games from June 15 to 25 (27 for 40, .675)...had four-hit games on June 21 against Tacoma and June 24 at Salt Lake...was batting .321 as late as July 23 and then went 33 for 148 (.223) over his final 39 regular season games...followed that up by going 11

for 20 (.550) with four home runs and 10 RBI in five games against Salt Lake in the first round of the PCL playoffs before he was promoted to Oakland.

**2006**—Batted .259 with two home runs and 22 RBI in 43 games with Triple-A Sacramento...his season was cut short after fracturing the radial head of his left elbow in a game against Iowa on May 23...batted .338 in 22 road games compared to .171 in 21 home games...hit .326 with runners in scoring position...hit .361 against left-handed pitching compared to .225 against right-handers...hit safely in 19 of his first 25 games, going 28 for 90 (.311)...went 10 for 57 (1.175) over his next 18 games before going on the disabled list...played two games with the A's affiliate in the Arizona Rookie League on August 15 and 16 and went 1 for 5 with a double...batted .500 with three RBI in four games for Este in the Dominican Winter League...also hit .182 with a home run and three RBI in three playoff games.

**2005**—Split his season between Single-A Stockton and Double-A Midland and batted a combined .317 with 13 home runs and 89 RBI in 135 games...added 97 walks for a .426 on-base percentage...tied for fourth in all of Minor League Baseball in walks...tied for the best batting average in the A's farm system and ranked fourth in RBI...batted .315 with runners in scoring position but that mark jumped to .380 with RISP and two outs...reached base safely via hit or walk in 123 of his 135 games...appeared in 113 games at first base, 20 at designated hitter and one each at catcher, third base, left field and right field...began the year at Stockton and hit .318 with eight home runs and 52 RBI in 79 games with the Ports...batted .404 with three home runs, 24 RBI, 23 runs scored and 22 walks in 25 games in June...reached base safely via hit or walk in 40 consecutive games from May 3 to June 13...hit .306 with 37 walks for a .451 on-base percentage during the streak...had three four-hit games with the Ports and all came over an eight-game span from June 16 to 23...had an 11-game hitting streak from June 18 to July 2 (25 for 46, .543)...was promoted to Midland on July 4 and hit .316 with five home runs and 37 RBI in 56 games with the RockHounds, including .348 in August...played for the United States team in the Futures Game on July 10 at Comerica Park and went 0 for 1...had his fourth four-hit game of the season on August 7 against Frisco to start a season best 20-game hitting streak that ran through August 28...batted .390 during the streak which equaled the second longest hitting streak in the Texas League in 2005...then hit .303 with a home run and two RBI in nine postseason games to help Midland win the Texas League Championship...played for the Arizona Fall League Champion Phoenix Desert Dogs and hit .267 with one home run and 10 RBI in 24 games...tied for the AFL league lead in walks (21) and had a .429 on-base percentage.

**2004**—Was named to the Midwest League Postseason All-Star team at catcher while playing for Single-A Peoria...led the Midwest League in on-base percentage (.445), ranked third in batting (.313) and was fourth in slugging (.511)...his on-base percentage ranked second among all minor leaguers and his batting average ranked second among all minor league catchers...ranked fourth in the St. Louis farm system in batting and RBI (77)...also led the Midwest League in intentional walks (10), ranked fourth in walks (69) and fewest strikeouts per plate appearance (8.93) and was ninth in RBI...appeared in just 90 games for Peoria as he did not join the club until May 16...despite joining the club a month late, he led the team in RBI, walks, on-base percentage and slugging and tied for the team lead in home runs (13)...batted .409 with runners in scoring position, including .439 with RISP and two outs...appeared in 52 games at catcher and had a .975 fielding percentage...tossed out 18 of 71 (25.4%) attempted base stealers...got off to a quick start as he hit safely in each of his first 12 games from May 16 to 29, his longest hitting streak of the season (20 for 41, .488)...was named Midwest League Player of the Week for the week of May 24-30...had his only two homer game of the season on June 7 against Battle Creek...had a season high five RBI on July 7 at Battle Creek as part of a streak of nine consecutive games with an RBI from July 5 to 17 (14 RBI total)...matched his season high for hits on August 23 against Beloit when he went 4 for 4 with three doubles...went 3 for 12 (.250) with two walks and two stolen bases in three playoff games for Peoria.

**2003**—Was the first round draft pick of St. Louis and signed on June 10...was assigned to Johnson City of the Rookie Appalachian League...ranked third in the league in walks (37) and on-base percentage (.420)...batted .294 with four home runs and 29 RBI in 54 games...led Johnson City in walks and ranked second in on-base percentage...appeared in 37 games at catcher and had a .983 fielding percentage...tossed out 16 of 56 (28.6%) attempted base stealers...also appeared in six games at third base...batted .185 over his first 20 games through July 13...then hit .345 over his final 34 games.

## PERSONAL/MISCELLANEOUS

Daric W. Barton...graduated from Marina High School (Huntington Beach, CA) in 2003...hit .372 (29 for 78) with 10 home runs and 27 RBI as a senior.

## LIFETIME PLAYING RECORD

Year	Club	AVG.	G	AB	R	H	2B	3B	HR	RBI	SH	SF	HP	BB	SO	SB	CS	SLG	OBP	E
2003	Johnson City	.294	54	170	29	50	10	0	4	29	0	3	2	37	48	0	3	.424	.420	4
2004	Peoria	.313	90	313	63	98	23	0	13	77	0	3	8	69	44	4	4	.511	.445	11
2005	Stockton	.318	79	292	60	93	16	2	8	52	0	4	3	62	49	0	1	.469	.438	9
	Midland	.316	56	212	38	67	20	1	5	37	0	2	0	35	30	1	1	.491	.410	5
2006	Sacramento	.259	43	147	25	38	6	4	2	22	0	1	0	32	26	1	0	.395	.389	7
	Arizona A's	.200	2	5	1	1	1	0	0	2	0	0	0	0	0	0	0	.400	.200	0
2007	Sacramento	.293	136	516	84	151	38	5	9	70	0	4	6	78	69	3	4	.438	.389	17
	OAKLAND	.347	18	72	16	25	9	0	4	8	0	1	1	10	11	1	0	.639	.429	0
2008	OAKLAND	.226	140	446	59	101	17	5	9	47	6	3	3	65	99	2	1	.348	.327	13
	Sacramento	.194	8	31	4	6	0	0	1	3	0	0	0	2	0	0	0	.290	.242	0
<b>ML Totals</b>		<b>.243</b>	<b>158</b>	<b>518</b>	<b>75</b>	<b>126</b>	<b>26</b>	<b>5</b>	<b>13</b>	<b>55</b>	<b>6</b>	<b>4</b>	<b>4</b>	<b>75</b>	<b>110</b>	<b>3</b>	<b>1</b>	<b>.388</b>	<b>.341</b>	<b>13</b>

## CAREER TRANSACTIONS

**2003** — Selected by the St. Louis Cardinals organization in the 1st round (28th selection overall) of the First-Year Player Draft. **2004** — Traded to the Oakland Athletics with pitchers Kiko Calero and Dan Haren for pitcher Mark Mulder, December 18. **2008** — On disabled list, July 14 to 31; included rehabilitation assignment to Sacramento, July 24 to 31.

### VS. THE AMERICAN LEAGUE

2008		CAREER								
AVG.	AB	H	HR	RBI	vs. TEAM	AVG.	AB	H	HR	RBI
.063	16	1	0	0	Baltimore	.063	16	1	0	0
.069	29	2	1	2	Boston	.167	36	6	2	3
.217	23	5	0	1	Chicago	.217	23	5	0	1
.242	33	8	0	3	Cleveland	.289	45	13	1	5
.229	35	8	1	4	Detroit	.229	35	8	1	4
.400	25	10	2	6	Kansas City	.400	25	10	2	6
.281	64	18	2	9	Los Angeles	.280	75	21	3	10
.156	32	5	0	2	Minnesota	.156	32	5	0	2
.182	11	2	0	0	New York	.182	11	2	0	0
—	0	0	0	0	Oakland	—	0	0	0	0
.409	44	18	1	7	Seattle	.362	69	25	1	8
.118	17	2	0	3	Tampa Bay	.118	17	2	0	3
.154	39	6	1	2	Texas	.214	56	12	2	5
.206	34	7	1	3	Toronto	.206	34	7	1	3

### BALLPARK BREAKDOWN

	AVG.	AB	H	HR	RBI
Angel Stadium	.314	35	11	2	7
AT&T Park	.222	9	2	0	3
Camden Yards	.000	5	0	0	0
Chase Field	.000	6	0	0	0
Coliseum	.251	255	64	3	19
Comerica Park	.091	22	2	0	2
Fenway Park	.263	19	5	2	3
Kauffman Stadium	.455	11	5	2	5
Metrodome	.000	10	0	0	0
Progressive Field	.250	32	8	1	5
Rangers Ballpark	.227	22	5	1	2
Rogers Centre	.167	24	4	1	3
Safeco Field	.386	44	17	1	5
Tokyo Dome	.000	5	0	0	0
Turner Field	.167	6	1	0	1
U.S. Cellular Field	.154	13	2	0	0

### VS. THE NATIONAL LEAGUE

2008		CAREER								
AVG.	AB	H	HR	RBI	vs. TEAM	AVG.	AB	H	HR	RBI
.000	6	0	0	0	Arizona	.000	6	0	0	0
.167	6	1	0	1	Atlanta	.167	6	1	0	1
.500	4	2	0	0	Florida	.500	4	2	0	0
.100	10	1	0	0	Philadelphia	.100	10	1	0	0
.278	18	5	0	4	San Francisco	.278	18	5	0	4

### FIELDING STATISTICS

First Base									
YEAR	PCT.	G	PO	A	E	TC	DP		
2007	1.000	18	153	7	0	160	19		
2008	.988	134	1021	73	13	1107	128		
<b>Totals</b>	<b>.990</b>	<b>152</b>	<b>1174</b>	<b>80</b>	<b>13</b>	<b>1267</b>	<b>147</b>		

Third Base									
YEAR	PCT.	G	PO	A	E	TC	DP		
2008	1.000	1	1	1	0	2	1		
<b>Totals</b>	<b>1.000</b>	<b>1</b>	<b>1</b>	<b>1</b>	<b>0</b>	<b>2</b>	<b>1</b>		

### MONTHLY BREAKDOWN

2008		CAREER								
AVG.	AB	H	HR	RBI	by MONTH	AVG.	AB	H	HR	RBI
.000	5	0	0	0	March	.000	5	0	0	0
.278	97	27	1	11	April	.278	97	27	1	11
.139	72	10	1	6	May	.139	72	10	1	6
.269	78	21	1	7	June	.269	78	21	1	7
.160	25	4	0	1	July	.160	25	4	0	1
.198	101	20	4	13	August	.198	101	20	4	13
.279	68	19	2	9	September	.314	140	44	6	17

**BATTING BREAKDOWN**

2008		CAREER									
AVG.	AB	H	HR	RBI	by CATEGORY	AVG.	AB	H	HR	RBI	
.237	219	52	1	14	Home	.246	260	64	3	19	
.216	227	49	8	33	Road	.240	258	62	10	36	
.246	134	33	2	12	Day	.253	158	40	4	16	
.218	312	68	7	35	Night	.239	360	86	9	39	
.238	407	97	8	44	Grass	.255	479	122	12	52	
.103	39	4	1	3	Turf	.103	39	4	1	3	
.224	277	62	3	25	Pre-ASG	.224	277	62	3	25	
.231	169	39	6	22	Post-ASG	.266	241	64	10	30	
.273	128	35	3	15	vs. LHP	.277	155	43	4	17	
.208	318	66	6	32	vs. RHP	.229	363	83	9	38	
.247	97	24	4	38	RISP	.229	109	25	4	39	
.125	8	1	0	7	Bases Loaded	.125	8	1	0	7	
.125	8	1	0	2	Pinch Hitter	.125	8	1	0	2	
—	0	0	0	0	Designated Hitter	—	0	0	0	0	

**BARTON'S CAREER BESTS**

**Hits:** 3 (five times), last: September 2, 2008 at Kansas City  
**Home Runs:** 1 (13 times), last: September 4, 2008 at Kansas City (Game 1)  
**Runs Batted In:** 3, April 28, 2008 at Los Angeles (AL)  
**Stolen Bases:** 1 (three times), last: September 20, 2008 vs. Seattle  
**Hitting Streak:** 9, September 16 to 26, 2007  
**Hitless Streak (At Bats):** 20, September 8 to 16, 2008  
**Grand Slams:** None.  
**Pinch-Hit Home Runs:** None.  
**Inside-The-Park Home Runs:** None.  
**Game Ending Home Runs:** None.  
**Lead Off Home Runs:** None

**JERRY BLEVINS**

**13**

**LEFT-HANDED PITCHER**

**Height/Weight:** 6-6 / 181      **Bats/Throws:** Left / Left  
**Birthdate:** September 6, 1983      **Opening Day Age:** 25  
**Birthplace/Resides:** Johnson City, Tennessee / Swanton, Ohio  
**Major League Service:** 103 days  
**Obtained:** Acquired from the Chicago Cubs with Rob Bowen in exchange for Jason Kendall and cash, July 16, 2007  
**Contract Status:** First year of a one-year contract through 2009.



**CAREER HIGHLIGHTS**

Was originally drafted by the Cubs in the 17th round of the 2004 draft, but has appeared in 42 games with Oakland over the last two years...made his Major League debut with six games in 2007 and then pitched in 36 games over the final three months of 2008...was traded to the A's organization mid-way through the 2007 season as part of the Jason Kendall trade...has 312 strikeouts in 259.0 career minor league innings (10.84 per nine innings)..was named to the Northwest League postseason All-Star team in his first professional season in 2004 while pitching for Boise.

**2008 HIGHLIGHTS**

Spent the first three months of the season at Triple-A Sacramento where he was 2-2 with a 2.78 ERA and 10 saves in 28 relief appearances...was promoted to Oakland on July 4 and spent the remainder of the season with the A's, going 1-3 with a 3.11 ERA in 36 relief appearances...allowed a .230 opponents batting average with Oakland, which included a .193 (11 for 57) mark against left-handed hitters and .256 (21 for 82) against right-handers...allowed both of his home runs against righties and had a .402 slugging percentage against righties and .228 against lefties...all three of his career home runs have been hit by right-handers...allowed 5 of 24 (20.8%) inherited runners to score but first batters faced were 10 for 31 (.323) with three walks...yielded a .271 batting average with the bases empty and .188 with runners on base...including .179 with runners in scoring position...opponents were 0 for 8 with the bases loaded...did not allow a run in 12 outings on no days rest (10.0 ip)...had a 0.81 ERA in 21 outings on one day rest or less and a 6.46 ERA in his other 15 outings...compiled a 0.98 ERA and .133 opponents batting average in 17 outings in Oakland compared to a 5.12 ERA and .304 opponents batting average in 19 appearances on the road...now has a 1.33 ERA (3 er in 20.1 ip) and .159 (11 for 69) opponents batting average in 20 career games in Oakland and a 6.14 ERA (15 er in 22.0 ip) and .312 (29 for 93) opponents batting average in 22 outings on the road...had a 1.69 ERA in 15 games during the day and 4.15 in 21 outings at night...committed three errors in six total chances and tied for eighth among all American League pitchers in errors.

**OAKLAND:** Was recalled from Sacramento on July 4 and did not allow a run over his first eight games and 9.1 innings...that extended his career best scoreless streak to 9.2 innings dating back to 2007...the streak ended on July 25 against Texas when he allowed a run in the seventh inning and took the loss...then picked up his first

FRONT OFFICE | 2009 ATHLETICS | REVIEW | RECORDS | HISTORY | OPPONENTS | PLAYER DEVELOPMENT | MISCELLANEOUS

Major League win in his next outing on July 27, also against the Rangers, when he tossed 1.1 scoreless innings in a 6-5 A's win...did not allow a run in 12 of his first 13 outings and had a 0.66 ERA at the conclusion of play on August 1...then allowed nine runs over his next eight outings through August 22 for a 6.97 ERA...including August 17 against Chicago when he tossed a career high 2.2 scoreless innings and retired all seven batters that he faced...did not allow a run in 13 of his final 15 outings and compiled a 2.63 ERA from August 26 until the end of the season...allowed all three of his inherited runners to score over his final four games after allowing just 2 of his first 21 to score (9.5%).

**SACRAMENTO:** Converted 10 of 11 (90.9%) save opportunities in his 28 appearances with Sacramento and led the River Cats in saves...the saves ranked fifth in the A's farm system...struck out 36 batters and walked just six in 32.1 innings...allowed a .244 opponents batting average, which included a .235 (20 for 85) mark by right-handed hitters and .262 (11 for 42) by left-handers...opponents hit .379 when leading off an inning...allowed 2 of 10 (20.0%) inherited runners to score...had a 1.72 ERA and .182 opponents batting average in 15 outings at home and a 3.78 ERA and .292 opponents batting average in 13 games on the road...combined for a 1.75 ERA in the eighth and ninth innings and a 6.75 ERA in all other innings...allowed four runs on five hits in 0.2 innings in his second outing of the season on April 7 at Portland...then posted a 1.72 ERA over his final 26 minor league appearances...had a 1.46 ERA in 10 appearances in May and a 1.86 ERA and .147 opponents batting average in nine outings in June.

## CAREER

**2007**—Began the season with Single-A Daytona of the Florida State League in the Chicago Cubs organization but finished it in the Major Leagues with Oakland...had a loss and a 9.64 ERA in six relief appearances with the A's and allowed a .348 opponents batting average...left-handed hitters were 3 for 9 (.333) and right-handers were 5 for 14 (.357) with a home run...stranded all three of his inherited runners and first batters faced were 2 for 6 (.333) with a home run...was selected from Triple-A Sacramento on September 15 after the River Cats won the Pacific Coast League Championship and made his ML debut with Oakland on September 16 against Texas...entered the game in the ninth inning with the A's trailing 11-9 and retired the side in order...struck out the first batter he faced, David Murphy...allowed at least one run in three of his six outings with the A's...including September 26 at Boston when he allowed four runs on three hits and a walk without retiring a batter for the loss...was a combined 5-5 with a 1.63 ERA in 56 relief appearances with four minor league teams in two different organizations...converted all 10 of his save opportunities and allowed 5 of his 25 (20.0%) inherited runners to score...walked just 18 and struck out a minor league career high 102 in 77.1 innings...had a strikeout to walk ratio of 5.67 and averaged 11.87 strikeouts per nine innings...yielded just three home runs, or one every 25.8 innings...allowed a .200 opponents batting average, which included .198 against right-handed hitters and .205 against left-handers...allowed all three of his home runs against right-handers...opponents were 13 for 66 (.197) with runners in scoring position...was acquired by the A's from the Chicago Cubs along with Rob Bowen in exchange for Jason Kendall and cash considerations on July 16...was assigned to Double-A Midland following the trade and was 1-3 with a save and a 3.32 ERA in 17 relief appearances with the RockHounds...was promoted to Triple-A Sacramento on August 31 and made one regular season appearance with the River Cats on September 1 at Tucson (2.2 ip, 1 h, 4 so)...then went 1-0 with two saves in four postseason appearances for Sacramento and did not allow a run in 9.0 innings (4 h, 2 bb)...struck out 20 of the 33 batters he faced...did not allow a run over his final 17.2 minor league innings...began the season at Single-A Daytona in the Cubs organization and was 1-0 with six saves and a 0.38 ERA in 15 appearances...did not allow a run over his first seven outings (11.0 ip) or his final seven (10.2 ip)...was promoted to Double-A Tennessee on May 17 and was 2-2 with three saves and a 1.53 ERA in 23 appearances with the Smokies...allowed just one run over an 18-game span from May 20 to July 1 (24.0 ip, 0.38 ERA)...that included a 10-game scoreless streak from May 20 to June 8 (12.0 ip).

**2006**—Combined for a 1-3 record, two saves and a 6.13 ERA in 29 games with Single-A Daytona, short season Single-A Boise and Double-A West Tenn...allowed a .301 opponents batting average, which included a .288 mark against right-handed hitters and .341 against left-handers...allowed all three of his home runs against righties...his opponents average jumped to .375 with runners in scoring position although that number dropped to .190 with RISP and two outs...began the year in extended spring training and was sent to Daytona on May 23...was 0-1 with a save and a 9.00 ERA in eight relief appearances with the Cubs...was transferred to Boise of the short season Northwest League on June 18 and was 1-2 with a 6.04 ERA in 16 games with the Hawks...tossed two or more innings in six of his 16 outings, including a season high 3.0 on July 15 against Vancouver...was promoted to West Tenn on August 23 and ended up posting his best numbers in his Double-A debut...had one save and compiled a 1.42 ERA in five relief appearances with the Diamond Jaxx.

**2005**—Spent the entire season at Single-A Peoria and was 3-7 with 14 saves a 5.54 ERA in 48 games, including two starts...had minor league career highs in saves and losses...finished third in the Cubs farm system in saves and was second among Midwest League relievers with an average of 12.21 strikeouts per nine innings...struck out 90 batters in 66.1 innings in relief and fanned 96 batters in 76.1 innings overall (11.32 per nine innings)...led Peoria in appearances and saves...converted 14 of 19 (73.7%) save opportunities...allowed a .260 opponents batting average, which included a .246 mark against left-handed hitters and .263 against right-handers...allowed five of his six home runs to righties...opponents hit .162 with runners in scoring position and two outs...struck out a season high

seven in 4.0 innings of relief on July 15 at Burlington and matched that figure with seven strikeouts in 3.0 innings on August 27 against West Michigan...picked up the win in his first professional start on July 27 in the second game of a doubleheader against Daytona (5.0 ip, 3 h, 1 r, 1 er, 1 bb, 5 so).

**2004**—Made his professional debut at Single-A Boise of the short season Northwest League and was 6-1 with five saves and a 1.62 ERA in 23 relief appearances...was named to the NWL Postseason All-Star Team...tied for the Hawks team lead in wins and saves...held the opposition to a .145 batting average...allowed just one home run in 33.1 innings and struck out 42, an average of 11.34 per nine innings...did not allow a run over his final 15 regular season outings (22.2 ip, 9 h, 12 bb, 27 so)...then had three saves in three post season appearances (3.1 ip, 3 h, 1 r, 1 bb, 4 so) as Boise swept Vancouver in the best of five Northwest League Championship Series.

**PERSONAL/MISCELLANEOUS**

Jerry Blevins was originally signed by Cubs scout Brian Williams...graduated from the University of Dayton...pitched for the 2007 USA World Cup team that won the gold medal in Chinese Taipei.

**LIFETIME PITCHING RECORD**

Year	Club	W	L	ERA	G	GS	CG	SHO	SV	IP	H	R	ER	HR	HB	BB	IBB	SO	WP	BK
2004	Boise	6	1	1.62	23	0	0	0	5	33.1	17	7	6	1	3	21	1	42	2	0
2005	Peoria	3	7	5.54	48	2	0	0	14	76.1	75	51	47	6	5	38	0	96	5	0
2006	Daytona	0	1	9.00	8	0	0	0	1	11.0	18	12	11	0	1	4	0	9	0	1
	Boise	1	2	6.04	16	0	0	0	0	22.1	27	15	3	3	3	8	0	19	1	0
2007	West Tenn	0	0	1.42	5	0	0	0	1	6.1	5	1	1	0	1	1	0	8	0	0
	Daytona	1	0	0.38	15	0	0	0	6	23.2	13	1	1	0	1	5	2	32	0	0
	Tennessee	2	2	1.53	23	0	0	0	3	29.1	23	5	5	1	1	8	1	37	1	0
	Midland	1	3	3.32	17	0	0	0	1	21.2	18	10	8	2	0	5	1	29	2	0
	Sacramento	1	0	0.00	1	0	0	0	0	2.2	1	0	0	0	0	0	0	4	0	0
2008	OAKLAND	0	1	9.64	6	0	0	0	0	4.2	8	6	5	1	0	2	0	3	0	0
	Sacramento	2	2	2.78	28	0	0	0	10	32.1	31	16	10	3	2	6	1	36	2	0
	OAKLAND	1	3	3.11	36	0	0	0	0	37.2	32	14	13	2	3	13	2	35	0	0
<b>ML Totals</b>		<b>1</b>	<b>4</b>	<b>3.83</b>	<b>42</b>	<b>0</b>	<b>0</b>	<b>0</b>	<b>0</b>	<b>42.1</b>	<b>40</b>	<b>20</b>	<b>18</b>	<b>3</b>	<b>3</b>	<b>15</b>	<b>2</b>	<b>38</b>	<b>0</b>	<b>0</b>

**CAREER TRANSACTIONS**

**2004** — Selected by the Chicago Cubs organization in the 17th round of the First-Year Player Draft. **2007** — Traded to the Oakland Athletics with catcher Rob Bowen in exchange for Jason Kendall and cash, July 16.

**VS. THE AMERICAN LEAGUE**

2008		CAREER vs. TEAM												
ERA	W	L	S	G	IP	ER	ERA	W	L	S	G	IP	ER	
0.00	0	0	0	1	1.1	0	Baltimore	0.00	0	0	0	1	1.1	0
0.00	0	0	0	1	1.0	0	Boston	27.00	0	1	0	2	1.0	3
1.42	0	0	0	4	6.1	1	Chicago	1.42	0	0	0	4	6.1	1
—	0	0	0	0	0.0	0	Cleveland	3.38	0	0	0	2	2.2	1
13.50	0	0	0	2	2.0	3	Detroit	13.50	0	0	0	2	2.0	3
0.00	0	0	0	3	2.1	0	Kansas City	0.00	0	0	0	3	2.1	0
0.00	0	0	0	3	2.2	0	Los Angeles	0.00	0	0	0	4	3.0	0
0.00	0	0	0	2	2.0	0	Minnesota	0.00	0	0	0	2	2.0	0
0.00	0	0	0	2	2.1	0	New York	0.00	0	0	0	2	2.1	0
—	0	0	0	0	0.0	0	Oakland	—	0	0	0	0	0.0	0
6.75	0	1	0	7	6.2	5	Seattle	7.36	0	1	0	8	7.1	6
0.00	0	0	0	4	4.2	0	Tampa Bay	0.00	0	0	0	4	4.2	0
1.80	1	1	0	5	5.0	1	Texas	1.50	1	1	0	6	6.0	1
20.25	0	1	0	2	1.1	3	Toronto	20.25	0	1	0	2	1.1	3

**BALLPARK BREAKDOWN**

	ERA	W	L	S	G	IP	ER	
Angel Stadium	0.00	0	0	0	0	2	1.2	0
Camden Yards	0.00	0	0	0	0	1	1.1	0
Coliseum	1.33	1	1	0	0	20	20.1	3
Comerica Park	13.50	0	0	0	0	2	2.0	3
Fenway Park	27.00	0	1	0	0	2	1.0	3
Kauffman Stadium	0.00	0	0	0	0	1	1.0	0
Progressive Field	3.38	0	0	0	0	2	2.2	1
Rangers Ballpark	0.00	0	0	0	0	1	1.0	0
Rogers Centre	20.25	0	1	0	2	1.1	3	
Safeco Field	15.00	0	1	0	3	3.0	5	
Tropicana Field	0.00	0	0	0	0	2	2.0	0
U.S. Cellular Field	0.00	0	0	0	0	2	2.2	0
Yankee Stadium	0.00	0	0	0	0	2	2.1	0

**FIELDING STATISTICS**

Pitcher		Pct.	G	PO	A	E	TC	DP
2007	—	—	6	0	0	0	0	0
2008	.500	.500	36	0	3	3	6	1
<b>Totals</b>	<b>.500</b>	<b>.500</b>	<b>42</b>	<b>0</b>	<b>3</b>	<b>3</b>	<b>6</b>	<b>1</b>

**MONTHLY BREAKDOWN**

2008		CAREER by MONTH												
ERA	W	L	S	G	IP	ER	ERA	W	L	S	G	IP	ER	
0.71	1	1	0	12	12.2	1	July	0.71	1	1	0	12	12.2	1
4.80	0	2	0	13	15.0	8	August	4.80	0	2	0	13	15.0	8
3.60	0	0	0	11	10.0	4	September	5.52	0	1	0	17	14.2	9



## PITCHING BREAKDOWN

2008		CAREER												
ERA	W	L	S	G	IP	ER	by CATEGORY	ERA	W	L	S	G	IP	ER
0.98	1	1	0	17	18.1	2	Home	1.33	1	1	0	20	20.1	3
5.12	0	2	0	19	19.1	11	Road	6.14	0	3	0	22	22.0	15
1.69	1	0	0	15	16.0	3	Day	2.04	1	0	0	17	17.2	4
4.15	0	3	0	21	21.2	10	Night	5.11	0	4	0	25	24.2	14
2.62	1	2	0	32	34.1	10	Grass	3.46	1	3	0	38	39.0	15
8.10	0	1	0	4	3.1	3	Turf	8.10	0	1	0	4	3.1	3
0.00	0	0	0	4	4.1	0	Pre-ASG	0.00	0	0	0	4	4.1	0
3.51	1	3	0	32	33.1	13	Post-ASG	4.26	1	4	0	38	38.0	18
—	0	0	0	0	0.0	0	Starter	—	0	0	0	0	0.0	0
3.11	1	3	0	36	37.2	13	Reliever	3.83	1	4	0	42	42.1	18

## BLEVINS' CAREER BESTS

**Low Hit Complete Game:** None  
**Innings Pitched:** 2.2, August 17, 2008 vs. Chicago (AL)  
**Strikeouts:** 2 (eight times), last: September 10, 2008 at Detroit  
**Longest Winning Streak:** 1, July 27, 2008  
**Longest Losing Streak:** 2 (twice), last: August 7, 2008 to present  
**Longest Scoreless Streak:** 9.2, September 28, 2007 to July 25, 2008

## ROB BOWEN

# 18

### CATCHER

**Height/Weight:** 6-3 / 237

**Bats/Throws:** Switch / Right

**Birthdate:** February 24, 1981

**Opening Day Age:** 28

**Birthplace/Resides:** Bedford, Texas / McDonough, Georgia

**Major League Service:** 3 years, 102 days

**Obtained:** Acquired from the Chicago Cubs with minor league pitcher Jerry Blevins in exchange for Jason Kendall and cash, July 16, 2007

**Contract Status:** First year of a one-year contract through 2009.



### CAREER HIGHLIGHTS

Has played for four teams in five years and 216 games at the Major League level...was originally a second round draft pick of Minnesota in 1999 and appeared in 24 games for the Twins from 2003-04...saw his most action in 2006 when he hit .245 in 94 games with San Diego...then appeared in 61 games in 2007 with three different teams...was traded by San Diego to the Cubs in the Michael Barrett trade and was dealt to Oakland a month later in the Jason Kendall trade...batted .176 in 37 games with the A's in 2008 and now has a .209 career batting average.

### 2008 HIGHLIGHTS

Was one of seven Athletics to spend the entire season on the active roster in 2008, but appeared in just 37 games...batted .176 with a home run and nine RBI as the back-up catcher to Kurt Suzuki...appeared in just three games in April, six in May and five in June but batted .237 in those 14 games...then went 1 for 13 (.077) in six games in July and 2 for 21 (.095) in 11 games in August for a .088 combined average...finished the season by batting .211 in six games in September...started 25 of the A's 161 games at catcher and appeared in 31 games total behind the plate...since joining the A's on July 16, 2007, he has started just 39 of the A's 230 games at catcher (17.0%)...hit .195 in his starting assignments in 2008...was also 0 for 3 with a walk and a hit by pitch as a pinch hitter and appeared in one game at first base...tossed out 5 of 20 (25.0%) attempted base stealers and has thrown out just 11 of 82 (13.4%) in his career...the switch-hitter batted .167 against left-handed pitchers and .180 against right-handers...hit .104 with the bases empty and .256 with runners on base...including .333 with runners in scoring position...now has a .176 (39 for 221) career average with the bases empty and .255 (40 for 157) with runners on base...was just 1 for 24 (.042) when leading off an inning...seven of his 16 hits were for extra bases (five doubles, one triple, one home run)...struck out 38 times in 98 plate appearances, an average of 2.58 plate appearances per strikeout...batted .215 during the day and was just 2 for 26 (.077) in 14 night games...did not start a game batting higher than sixth in the order and made 10 starts each batting eighth and ninth.

**OAKLAND:** Hit safely in each of his first two starts on April 11 at Cleveland and April 20 against Kansas City, one of two hitting streaks he had in 2008...also hit safely in back-to-back games on May 29 against Toronto and June 4 against Detroit...tripled in the eighth inning on May 18 at Atlanta, the first triple of his career...it came in the 185th game of his career...had his third of four two-hit games on June 4 against Detroit to lift his season batting average to .258...then went 8 for 60 (.133) over his final 27 games...six of those eight hits were for extra bases (five doubles, one home run)...tossed out two runners attempting to steal on June 19 at Arizona...went 2 for 31 (.065) over a 16-game stretch from July 10 to September 4...one of those hits was his lone home run of the season on August 24 at Seattle...made his second career appearance at first base on September 20 against Seattle and handled two chances without committing an error...his other appearance at first base came on July 2, 2006 against San

Francisco...started consecutive games at catcher on September 23 and 24 at Texas, the first time he has made back-to-back starts since joining the A's on July 16, 2007.

**CAREER**

**2007**—Was acquired by the A's from the Chicago Cubs in the Jason Kendall trade in mid-July and ended up batting .279 with two home runs and five RBI in 21 games with Oakland...the A's were his third team in 2007 as he started the year in San Diego before being dealt to Chicago...hit .268 in 30 games with the Padres and .065 in 10 games with the Cubs...combined with all three teams to bat .231 with four home runs and 18 RBI in 61 games...the switch-hitter batted .250 against left-handed pitching and .222 with three of his four home runs against right-handers...hit .258 with all four of his home runs and nine of his 18 RBI in the seventh inning or later...had a .172 batting average at his home ballparks and .272 on the road...saw most of his action in the bottom two spots in the order as he hit .223 in 31 games hitting eighth and .317 in 18 games when batting ninth...made 56 of his appearances at catcher, including 45 starts...was also 0 for 4 with four strikeouts as a pinch hitter...tossed out just 4 of 38 (10.5%) attempted base stealers, including 1 of 8 (12.5%) with Oakland...was acquired from the Chicago Cubs on July 16 along with minor league pitcher Jerry Blevins in exchange for Jason Kendall and cash...served as the back-up to Kurt Suzuki and started 14 of the A's 69 games behind the plate following the trade...was 12 for 42 (.286) in his starting assignments with Oakland...had his first career two-homer game on August 8 at Texas...homered from both sides of the plate, marking the seventh time the feat has been accomplished in Athletics history...had a career best five-game hitting streak from August 8 to 29 (7 for 15, .467)...was on San Diego's Opening Day Roster...allowed five stolen bases on April 15 at Los Angeles (NL)...had his first career three-hit game on April 20 at Colorado...had a career high four walks on April 24 at Arizona, but that was part of an 0 for 17 streak...had his second career three-hit game on May 26 against Milwaukee and was 5 for 15 (.333) in seven games in May...had a career high four RBI on June 2 at Washington...went 2 for 4 with his second home run of the season on June 17 at Chicago (NL) in his final game as a Padre...was traded to the Cubs on June 20 with minor league outfielder Kyle Burke for catcher Michael Barrett...singled in his first official at bat with the Cubs on June 21 at Texas but then went 0 for his next 22...went 2 for 31 (.065) in 10 games total with Chicago before he was traded to Oakland on July 16.

**2006**—In his first full season in the Majors, he hit .245 with three home runs and 13 RBI in 94 games...one of two San Diego switch-hitting catchers, he batted .167 from the right side and .263 from the left...knocked all three of his long balls and collected 12 of his 13 RBI left-handed...batted .233 with a home run and five RBI as a pinch-hitter...hit his second homer of the season and first as a pinch-hitter on August 4 vs. Washington...hit at a .304 clip with 11 RBI before the All-Star break...hit .364 in April and .429 in May...placed on the disabled list May 12 due to a left thumb sprain and missed 14 games...played in two rehabilitation games at Single-A Lake Elsinore (1 for 7, .143) before he was reinstated on May 28...knocked his first home run with the Padres, a walk-off blast in the 10th inning on May 6 vs. the Chicago Cubs to lift the Friars to a 2-1 victory...entered a game on 21 occasions as a pinch-runner, coming around to score six times...made just one error in 159 total chances over 65 games behind the plate...threw out one runner in nine stolen base attempts (11%)...also made his first career appearance at first base in the ninth inning, July 2 vs. San Francisco...made one postseason appearance in the NLDS against St. Louis and singled in his only at bat.

**2005**—Batted .267 with six home runs and 25 RBI in 87 games for Triple-A Rochester...had a season-high seven-game hit-streak, going 8 for 24 (.333), May 13-22...was 8 for 23 (.348) in six games, June 1-9...hit safely in five of six games, going 7 for 19 (.368), July 18-25...homered in consecutive games, July 18-19...had a season-high four RBI, July 30 at Scranton/Wilkes-Barre...was 12 for 27 (.444) in eight games, August 2-15...had a season-high four hits, August 10 at Ottawa...threw out 27 of 65 (42%) runners attempting to steal.

**2004**—Began the season at Double-A New Britain...recalled by Minnesota on April 8 and hit .214 in six games before he was optioned back to New Britain, May 10...connected for his first Major League home run on April 8 at Detroit off Steve Cozyer...had an eight-game hit-streak, during which he went 9 for 28 (.321), May 25-June 2...recalled July 20 and appeared in one game before he was optioned July 22...had a six-game hit streak, going 9 for 24 (.375), June 30-July 5...recalled August 5...optioned to New Britain, August 31...threw out 22 of 59 (37%) runners attempting to steal at New Britain...played for Grand Canyon in the Arizona Fall League.

**2003**—Began the season at Double-A New Britain...hit safely in eight consecutive games, going 13 for 25 (.520), May 18-30...threw out 18 of 49 (37%) runners attempting to steal...promoted to Triple-A Rochester, June 16...tied his season-high eight-game hit streak, going 10 for 30 (.333), July 10-26...threw out 13 of 30 (43%) runners attempting to steal...recalled by Minnesota on August 20 and made his Major League debut, September 1 against Anaheim...singled off Jamie Walker for his first ML hit, September 26 at Detroit...did not throw out any of the eight runners attempting to steal...played for Grand Canyon in the Arizona Fall League and hit .300 with a home run and seven RBI.

**2002**—Began the season at Single-A Ft. Myers...knocked a season-high four hits, April 14 vs. Clearwater...drove in a season-high five runs June 9 at Brevard...homered in three consecutive games, July 16-18...had a season-high

FRONT OFFICE | 2009 ATHLETICS | REVIEW | RECORDS | HISTORY | OPPONENTS | PLAYER DEVELOPMENT | MISCELLANEOUS

six-game hit streak, going 9 for 23 (.391), July 27-August 2...was second on the Ft. Myers in home runs and third in runs and RBI...transferred to Quad Cities, August 29...threw out 29 of 74 (39%) runners attempting to steal on the season...played for Phoenix in the Arizona Fall League.

**2001**—Named Midwest League Player of the Week, June 4-10...had a season-high six RBI and two-homer game, June 8 at Michigan...had another two-homer game, June 10 vs. Kane County...selected to the Midwest League All-Star team, June 19 at Dayton...named Twins Minor League Player of the Week for games played July 7-13 after going 8 for 17 (.471) with two homers...had a season-high 11-game hitting streak, going 15 for 41 (.366), August 14-31...led Quad City in home runs (18) and slugging percentage (.452) and was second in RBI (70)...led league catchers with .993 fielding percentage...threw out 37 of 153 (24%) runners attempting to steal...named best defensive catcher in Midwest League by *Baseball America*.

**2000**—Hit safely in five consecutive games, going 13 for 19 (.684), July 7-12...hit a grand slam and drove in a season-high four runs, July 8 vs. Danville...named Twins Minor League Player of the Week for games played July 9-15...threw out 14 of 28 (50%) runners attempting to steal...ranked the seventh-best prospect in the Appalachian League by *Baseball America*.

**1999**—Hit safely in five of six games, July 27-August 5...had a season-high four-game hit streak, August 14-19.

## PERSONAL/MISCELLANEOUS

Robert McClure Bowen...is a 1999 graduate of Homestead (IN) High School where he played baseball...was an All-State selection in 1998 and 1999...named USA Today and Gatorade Indiana High School Player of the Year in 1999 after hitting .418 with seven home runs...named a third-team All-American in 1999...was a catcher on the United States junior team that played in Venezuela in 1999...signed by Twins scout Bill Milos...contributes to the Garth Brooks Teammates for Kids Foundation, making a difference in the lives of children across the country.

## LIFETIME PLAYING RECORD

Year	Club	AVG.	G	AB	R	H	2B	3B	HR	RBI	SH	SF	HP	BB	SO	SB	CS	SLG	OBP	E
1999	GCL Twins	.260	29	77	10	20	4	0	0	11	1	3	0	20	15	2	2	.312	.400	8
2000	Elizabethton	.288	21	73	17	21	3	0	4	19	0	0	0	11	18	0	0	.493	.381	3
2001	Quad City	.255	106	385	47	98	18	2	18	70	2	3	2	37	112	4	0	.452	.321	6
2002	Ft. Myers	.184	100	342	52	63	12	1	10	49	2	5	5	38	69	1	0	.313	.272	12
	Quad City	.190	5	21	1	4	1	0	0	0	0	0	0	2	4	0	0	.238	.261	0
2003	New Britain	.306	42	134	17	41	13	0	1	16	1	0	2	13	24	0	0	.425	.376	2
	Rochester	.257	30	105	14	27	7	0	6	17	0	0	1	11	25	0	0	.495	.333	1
	MINNESOTA	.100	7	10	0	1	0	0	0	1	0	1	0	0	4	0	0	.100	.091	1
2004	New Britain	.197	77	249	28	49	10	0	9	24	1	1	3	31	76	3	0	.345	.292	8
	MINNESOTA	.111	17	27	1	3	0	0	1	2	1	0	0	4	10	0	0	.222	.226	1
2005	Rochester	.267	87	262	38	70	13	2	6	25	0	0	4	37	68	0	2	.401	.366	4
2006	Lake Elsinore	.143	2	7	0	1	0	0	0	0	0	0	0	2	0	0	0	.143	.143	0
	SAN DIEGO	.245	94	94	22	23	5	0	3	13	1	1	1	13	26	0	1	.394	.339	1
2007	SAN DIEGO	.268	30	82	12	22	8	0	2	11	1	1	1	13	28	1	2	.439	.371	3
	CHICAGO (NL)	.065	10	31	3	2	1	0	0	2	0	1	0	4	13	0	0	.097	.167	1
	OAKLAND	.279	21	43	6	12	1	0	2	5	1	0	0	10	20	0	0	.442	.415	1
2008	OAKLAND	.176	37	91	6	16	5	1	1	9	2	0	1	4	38	0	0	.286	.219	2
	<b>AL Totals</b>	<b>.187</b>	<b>82</b>	<b>171</b>	<b>13</b>	<b>32</b>	<b>6</b>	<b>1</b>	<b>4</b>	<b>17</b>	<b>4</b>	<b>1</b>	<b>1</b>	<b>18</b>	<b>72</b>	<b>0</b>	<b>0</b>	<b>.304</b>	<b>.267</b>	<b>5</b>
	<b>NL Totals</b>	<b>.227</b>	<b>134</b>	<b>207</b>	<b>37</b>	<b>47</b>	<b>14</b>	<b>0</b>	<b>5</b>	<b>26</b>	<b>2</b>	<b>3</b>	<b>2</b>	<b>30</b>	<b>67</b>	<b>1</b>	<b>3</b>	<b>.367</b>	<b>.326</b>	<b>5</b>
	<b>ML Totals</b>	<b>.209</b>	<b>216</b>	<b>378</b>	<b>50</b>	<b>79</b>	<b>20</b>	<b>1</b>	<b>9</b>	<b>43</b>	<b>6</b>	<b>4</b>	<b>3</b>	<b>48</b>	<b>139</b>	<b>1</b>	<b>3</b>	<b>.339</b>	<b>.300</b>	<b>10</b>

## CAREER TRANSACTIONS

**1999** — Selected by the Minnesota Twins organization in the 2nd round of the June draft. **2006** — Claimed off waivers by the Detroit Tigers, March 29. Claimed off waivers by the San Diego Padres, April 3. On disabled list, May 12 to 27; included rehabilitation assignment to Lake Elsinore, May 26 to 27. **2007** — Traded to the Chicago Cubs on June 20 with minor league OF Kyler Burke for C Michael Barrett, June 20. Traded to the Oakland Athletics with minor league P Jerry Blevins for C Jason Kendall and cash, July 16.

## DIVISION SERIES RECORD

Year	Club/Opp.	AVG.	G	AB	R	H	2B	3B	HR	RBI	SH	SF	HP	BB	SO	SB	CS	SLG	OBP	E
2006	SD vs. STL	1.000	1	1	0	1	0	0	0	0	0	0	0	0	0	0	0	1.000	1.000	0

**VS. THE AMERICAN LEAGUE**

2008		CAREER								
AVG.	AB	H	HR	RBI	vs. TEAM	AVG.	AB	H	HR	RBI
—	0	0	0	0	Baltimore	.000	2	0	0	0
.000	3	0	0	0	Boston	.000	3	0	0	0
.125	8	1	0	2	Chicago	.071	14	1	0	2
.125	8	1	0	0	Cleveland	.059	17	1	0	0
.500	8	4	0	1	Detroit	.333	24	8	1	4
.250	8	2	0	2	Kansas City	.222	18	4	0	2
.000	4	0	0	0	Los Angeles	.125	16	2	0	0
.000	6	0	0	0	Minnesota	.000	6	0	0	0
.000	2	0	0	0	New York	.000	3	0	0	0
—	0	0	0	0	Oakland	.167	6	1	0	0
.154	13	2	1	3	Seattle	.161	31	5	1	3
.000	2	0	0	0	Tampa Bay	.500	10	5	0	0
.091	11	1	0	1	Texas	.185	27	5	2	5
.286	7	2	0	0	Toronto	.333	9	3	0	2

**VS. THE NATIONAL LEAGUE**

2008		CAREER								
AVG.	AB	H	HR	RBI	vs. TEAM	AVG.	AB	H	HR	RBI
.000	3	0	0	0	Arizona	.167	24	4	2	4
.500	4	2	0	0	Atlanta	.417	12	5	0	0
—	0	0	0	0	Chicago	.313	16	5	2	3
—	0	0	0	0	Cincinnati	.000	3	0	0	0
—	0	0	0	0	Colorado	.188	32	6	0	1
—	0	0	0	0	Florida	.600	5	3	0	3
—	0	0	0	0	Houston	.167	6	1	0	0
—	0	0	0	0	Los Angeles	.238	21	5	0	3
—	0	0	0	0	Milwaukee	.308	13	4	0	2
—	0	0	0	0	New York	.000	2	0	0	0
.333	3	1	0	0	Philadelphia	.222	9	2	0	0
—	0	0	0	0	Pittsburgh	.200	5	1	0	0
—	0	0	0	0	St. Louis	.200	5	1	0	0
—	0	0	0	0	San Diego	—	0	0	0	0
.000	1	0	0	0	San Francisco	.192	26	5	0	3
—	0	0	0	0	Washington	.154	13	2	1	6

**MONTHLY BREAKDOWN**

2008		CAREER								
AVG.	AB	H	HR	RBI	by MONTH	AVG.	AB	H	HR	RBI
.250	12	3	0	2	April	.235	81	19	2	11
.200	15	3	0	0	May	.306	49	15	1	6
.273	11	3	0	1	June	.230	61	14	1	9
.077	13	1	0	2	July	.130	54	7	0	5
.095	21	2	1	1	August	.173	75	13	4	7
.211	19	4	0	3	September	.175	57	10	1	5
—	0	0	0	0	October	1.000	1	1	0	0

**BATTING BREAKDOWN**

2008		CAREER								
AVG.	AB	H	HR	RBI	by CATEGORY	AVG.	AB	H	HR	RBI
.175	40	7	0	5	Home	.188	165	31	3	19
.176	51	9	1	4	Road	.225	213	48	6	24
.215	65	14	1	9	Day	.218	193	42	4	26
.077	26	2	0	0	Night	.200	185	37	5	17
.172	87	15	1	9	Grass	.209	350	73	9	43
.250	4	1	0	0	Turf	.214	28	6	0	0
.204	49	10	0	5	Pre-ASG	.234	218	51	4	31
.143	42	6	1	4	Post-ASG	.175	160	28	5	12
.167	30	5	0	3	vs. LHP	.206	107	22	2	8
.180	61	11	1	6	vs. RHP	.210	271	57	7	35
.333	21	7	0	8	RISP	.261	92	24	1	34
.000	3	0	0	0	Bases Loaded	.357	14	5	0	14
.000	3	0	0	0	Pinch Hitter	.205	39	8	2	7
.000	0	0	0	0	Designated Hitter	.000	0	0	0	0

**BALLPARK BREAKDOWN**

	AVG.	AB	H	HR	RBI
Angel Stadium	.167	12	2	0	0
AT&T Park	.200	10	2	0	1
Busch Stadium	.500	2	1	0	0
Chase Field	.143	14	2	1	1
Citizens Bank Park	.000	1	0	0	0
Coliseum	.175	63	11	0	7
Comerica Park	.357	14	5	1	3
Coors Field	.300	20	6	0	1
Dodger Stadium	.300	10	3	0	2
Dolphin Stadium	.500	4	2	0	2
Fenway Park	.000	3	0	0	0
Great American Ball Park	.000	2	0	0	0
Kauffman Stadium	.167	6	1	0	0
Metrodome	.000	17	0	0	0
Miller Park	.000	3	0	0	0
Minute Maid Park	.000	1	0	0	0
PETCO Park	.273	77	21	3	12
PNC Park	.200	5	1	0	0
Progressive Field	.083	12	1	0	0
Rangers Ballpark	.294	17	5	2	5
RFK Stadium	.091	11	1	0	5
Rogers Centre	.333	3	1	0	0
Safeco Field	.125	16	2	1	1
Shea Stadium	.000	2	0	0	0
Tropicana Field	.625	8	5	0	0
Turner Field	.400	10	4	0	0
U.S. Cellular Field	.100	10	1	0	2
Wrigley Field	.087	23	2	1	1
Yankee Stadium	.000	2	0	0	0

**FIELDING STATISTICS**

Catcher		YEAR	PCT.	G	PO	A	E	TC	DP	PB
2003	.944	7	15	2	1	18	0	1	0	1
2004	.985	15	65	1	1	67	1	0	0	0
2006	.994	65	144	14	1	159	1	3	3	3
2007	.985	56	306	20	5	331	3	3	3	3
2008	.987	31	147	9	2	158	1	3	1	3
<b>Totals</b>	<b>.986</b>	<b>174</b>	<b>677</b>	<b>46</b>	<b>10</b>	<b>733</b>	<b>6</b>	<b>10</b>	<b>6</b>	<b>10</b>

First Base		YEAR	PCT.	G	PO	A	E	TC	DP	PB
2006	1.000	1	1	0	0	1	0	1	0	0
2008	1.000	1	2	0	0	2	2	2	2	2
<b>Totals</b>	<b>1.000</b>	<b>2</b>	<b>3</b>	<b>0</b>	<b>0</b>	<b>3</b>	<b>2</b>	<b>3</b>	<b>2</b>	<b>2</b>

**BOWEN'S CAREER BESTS**

- Hits:** 3 (three times), last: June 14, 2007 at Tampa Bay
- Home Runs:** 2, August 8, 2007 at Texas
- Runs Batted In:** 4, June 2, 2007 at Washington
- Stolen Bases:** 1, April 11, 2007 vs. San Francisco
- Hitting Streak:** 5, August 8 to 29, 2007
- Hitless Streak (At Bats):** 22, June 21 to July 4, 2007
- Grand Slams:** None.
- Pinch-Hit Home Runs:** 2, August 4, 2006 vs. Washington (Ramon Ortiz); April 8, 2004 at Detroit (Steve Colyer).
- Inside-The-Park Home Runs:** None.
- Game Ending Home Runs:** 1, May 6, 2006 vs. Chicago-NL (Bob Howry).
- Lead Off Home Runs:** None.

# DALLAS BRADEN

51

## LEFT-HANDED PITCHER

**Height/Weight:** 6-1 / 198

**Bats/Throws:** Left / Left

**Birthdate:** August 13, 1983

**Opening Day Age:** 25

**Birthplace/Resides:** Phoenix, Arizona / Stockton, California

**Major League Service:** 1 year, 39 days

**Obtained:** Selected in the 24th round of the 2004 First-Year Player Draft

**Contract Status:** First year of a one-year contract through 2009.



## CAREER HIGHLIGHTS

Has spent parts of each of the last two seasons with the A's and is 6-12 with a 5.44 ERA in 39 career appearances, including 24 starts...made his Major League debut with Oakland in 2007 and, after picking up the win in his debut, lost each of his final eight decisions...his debut came after appearing in just 10 games in 2006 because of a humoral defect in his left shoulder...was originally drafted by the A's in the 24th round of the 2004 draft and has a 29-10 record and a 3.30 ERA in 69 career minor league appearances, including 60 starts...has 390 strikeouts in 346.2 career minor league innings (10.13 per nine innings)...was named the A's Organizational Pitcher of the Year in 2005 after going 15-5 with a 3.52 ERA in 23 starts with Single-A Stockton and Double-A Midland.

## 2008 HIGHLIGHTS

Had four stints with the A's in 2008...made nine relief appearances to start the season, then finished the year with 10 consecutive starts before a strained groin ended his season on September 11...was 5-4 with a 4.14 ERA in 19 games, 10 starts...went 1-0 with a 4.80 ERA in his nine relief appearances and was 4-4 with a 3.97 ERA in his 10 starts...now has a 3.86 ERA (10 er in 23.1 ip) in 15 career relief appearances and is 5-12 with a 5.74 ERA (77 er in 120.2 ip) in 24 starts...tied for third in the American League with seven pickoffs despite spending two months of the season in the minors...since pickoffs were tracked beginning in 1987, that is tied for the fifth best single season total in Oakland history...allowed a .284 opponents batting average, which included a .272 (55 for 202) mark against right-handed hitters and .319 (22 for 69) against left-handers...allowed four home runs against righties and four against lefties...his opponents average increased to .315 with runners in scoring position but dropped to .200 with RISP and two outs...has allowed a .322 (47 for 146) career average with RISP...yielded a .363 opponents batting average the first time through the lineup, .244 the second time through and .148 after that...was 3-1 with a 2.35 ERA in five starts on four days rest or less and 1-3 with a 5.88 ERA in five starts on five days rest or more...is now 3-4 with a 4.58 ERA (30 er in 59.0 ip) in 11 career starts on four days rest or less and 2-8 with a 6.86 ERA (47 er in 61.2 ip) in his other 13 starts...the A's were 6-4 (.600) in his 10 starting assignments and are 11-13 (.458) in his 24 career starts...tossed seven or more innings three times, allowed two runs or fewer five times and walked two batters or fewer seven times...had run support of two runs or fewer in seven of his 10 starts and his run support average as a starter was 2.70...had two runs of support in his four losses (0.92 RSA) and 12 in his four wins (4.50 RSA)...has received run support of two runs or fewer in 17 of his 24 career starts for an average of 3.28 (44 rs in 120.2 ip) as a starter...first batters faced were 1 for 9 (.111) and he allowed 1 of 3 (33.3%) inherited runners to score...first batters faced are now 1 for 14 (.071) in his career...tossed at least one inning in each of his nine relief appearances, including two or more five times.

**OAKLAND:** Did not pitch during his first stint with the A's as he was on the Opening Day roster in Japan before he was optioned to Sacramento on March 29...was recalled for his second stint on April 22 and posted a 3.86 ERA in five relief appearances...his only decision during the stint was a win on May 7 against Baltimore...that snapped an eight-game losing streak dating back to April 29, 2007, which equaled the seventh longest losing streak in Oakland history...was 2-0 with a 1.23 ERA in two games, one start, against Baltimore in 2008 and is now 3-1 with a 1.33 ERA (3 er in 20.1 ip) in four career appearances, three starts, against the Orioles...is 3-11 with a 6.11 ERA (84 er in 123.2 ip) against everyone else...was optioned to Sacramento on May 8 and returned again on May 19...posted a 7.36 ERA in two relief appearances before he was optioned for a third time on June 8...returned to Oakland for good on July 8 and went 4-4 with a 3.99 ERA over his final 12 games, 10 starts...allowed one run in 2.0 innings in two relief appearances before moving into the starting rotation on July 22 at Tampa Bay...went 3-1 with a 2.63 ERA over a six-start stretch from August 8 to September 5...tossed a career high tying 7.0 innings three times over that span...matched his career high with seven strikeouts on August 20 at Minnesota...tossed seven innings and did not walk or strike out a batter in a 2-1 win at Los Angeles on August 25...is just the fifth starter in Oakland history to pitch seven or more innings without a walk or strikeout, the first since Bob Welch on April 26, 1991, also against the Angels...took the loss in his final start on September 11 against Texas, allowing six runs on a career high tying nine hits in 4.0 innings.

**SACRAMENTO:** Was 3-1 with a 2.36 ERA in 11 games, nine starts, with Sacramento...walked just 11 while striking out 54 in 53.1 innings...allowed a .246 opponents batting average, which included a .200 (10 for 50) mark against left-handed hitters and .262 (39 for 149) against right-handers...opponents hit .222 with runners in scoring position and .385 with RISP and two outs...was 2-0 with a 1.21 ERA and .177 opponents batting average in four starts at home and 1-1 with a 3.19 ERA and .292 opponents batting average in seven games, five starts, on the road...allowed six of his seven home runs on the road...had a 1.00 ERA over the first three innings of a game and 3.76 after that...Sacramento was 4-5 in his starting assignments...tossed more than six innings in two of his nine starts, allowed one run or fewer six times and walked two batters or fewer eight times...had no decisions and a 2.50 ERA in four games, three starts, during his first stint with Sacramento...including April 19 at Las Vegas when he allowed seven runs on 13 hits in 5.2 innings...made just one start during his second stay with the River Cats on May 12 against New Orleans...tossed 3.0 shutout innings...then went 3-1 with a 2.51 ERA in six games, five starts, during his third stint from June 11 to July 5...struck out a season high 10 batters in a season high 8.0 innings in a 5-3 win over Portland on June 30...tossed his lone complete game of the season in his final start on July 5 at Fresno but was the losing pitcher in a 4-1 loss.

## CAREER

**2007**—Made his Major League debut with the A's in 2007 and he had five stints with Oakland...was the winning pitcher in his debut on April 24 at Baltimore but then lost each of his final eight decisions to finish 1-8 with a 6.72 ERA in 20 games, 14 starts...based upon a minimum of 70 innings pitched, his ERA was third highest in the American League and third highest in Oakland history...his .111 winning percentage was the lowest in the AL and third lowest in the Majors based on a minimum of seven decisions...using the same minimum, it was fourth lowest in Oakland history and the lowest since Mike Mohler went 1-10 in 1997...the eight-game losing streak tied for the longest in the AL in 2007 and it equaled the seventh longest in Oakland history...it was the longest by an Oakland pitcher since Mohler lost eight straight from April 5 to May 28, 1997...was 1-8 with a 7.31 ERA and .315 opponents batting average in his 14 starting assignments and 0-0 with a 2.16 ERA and .200 opponents batting average in six relief appearances...allowed a .303 opponents batting average, which included .214 against left-handed hitters and .324 against right-handers...the mark against righties was fourth highest in the AL...allowed just one of his nine home runs against lefties...opponents hit .326 with runners in scoring position, including .341 with RISP and two outs...was 0-5 with a 5.65 ERA in 10 games, eight starts, in Oakland compared to 1-3 with an 8.28 ERA in 10 games, six starts on the road...allowed a .230 opponents batting average over his first 30 pitches in a game, .301 over pitches 31 through 75 and .471 after that...had a 1.93 ERA and 20 strikeouts in 14.0 innings in the first inning of a game and a 7.87 ERA and 35 strikeouts in 58.1 innings after that...received run support of two runs or fewer in 10 of his 14 starts and had season run support of 3.80 in his starting assignments...the A's scored just nine runs in his eight losses and were 5-9 in his starting assignments...tossed six or more innings in just three of his 14 starts and pitched fewer than five innings in eight of his starts...first batters faced were 0 for 5 with a walk in his six relief appearances and he allowed 1 of his 4 inherited runners to score...was selected from Triple-A Sacramento on April 23 and made his Major League debut the next day at Baltimore...became the 33rd pitcher in Oakland history to start in his debut and the 10th to win as he defeated the Orioles, 4-2 (6.0 ip, 3 h, 1 r, 1 er, 1 bb, 6 so)...lost his next start on April 29 to Tampa Bay and was optioned back to Sacramento following the game...went 0-2 with a 7.71 ERA in two starts during his second stint from May 12 to 17...pitched exclusively in relief during his third stint from June 25 to July 6 and had a 4.50 ERA in three appearances...returned to the rotation during his fourth stint from July 16 to August 12 and was 0-4 with a 6.52 ERA in six starts...tossed a career high seven innings and allowed just one run on July 22 against Baltimore, but the A's were shutout 2-0 and he took the loss...was 1-1 with a 1.38 ERA in his two starts against the Orioles and 0-7 with a 7.89 ERA against everyone else...allowed a career high eight runs in 1.2 innings on August 12 at Detroit, his shortest outing as a starter...returned to Oakland for a fifth time on September 1 when rosters expanded and was 0-1 with a 7.78 ERA in seven games, four starts...was 3-3 with a 2.84 ERA in 13 combined starts with Sacramento and Double-A Midland...walked 21 and struck out 87 in 76.0 innings...allowed a .201 opponents batting average, which included .196 against right-handed hitters and .213 against left-handers...opponents were 9 for 47 (.191) with runners in scoring position...began the season at Midland and went 1-0 with a 2.25 ERA in two starts before he was promoted to Sacramento on April 19...ended up going 2-3 with a 2.95 ERA in 11 starts with the River Cats...made his first career start at the Triple-A level on April 19 at Portland and tossed 6.0 shutout innings...ended up with a no decision in the River Cats 6-5, 10-inning win and was promoted to Oakland...tossed back-to-back complete games in his final two minor league starts...had a five-hitter in a 4-1 loss to Fresno on August 22...then tossed a three-hit shutout on August 27 against Colorado Springs in a 3-0 Sacramento win...did not walk a batter and struck out a River Cats record 17 to earn Pacific Coast League Pitcher of the Week honors...threw 81 of his 106 pitches for strikes.

**2006**—Was limited to just 10 appearances, all starts, after recovering from a humoral defect in his left shoulder...was a combined 4-0 with a 4.10 ERA at Double-A Midland, Single-A Stockton and the A's affiliate in the Arizona Rookie League...threw two scoreless innings his first start of the season on July 4 at the Cubs in the AZL...did not allow a run in three starts (9.0 ip) in rookie ball before being promoted to Single-A Stockton...made his first start

with the Ports on July 19 at Rancho Cucamonga and was roughed up for six runs on seven hits, including two home runs, but received a no decision...made three more starts for the A's in the AZL from August 16-27 and was 2-0 with a 1.50 ERA and 24 strikeouts in 12.0 innings...was then promoted to Double-A Midland and made one start vs. Frisco on September 1...was 3-1 with a 1.34 ERA in nine games, six starts, for Mayaguez in the Puerto Rican Winter League.

**2005**—Was named the A's Organizational Pitcher of the Year after combining for a 15-5 record and a 3.52 ERA in 23 appearances, all starts, for Single-A Stockton and Double-A Midland...the 15 wins were tops among A's minor league pitchers...posted a 6-0 record with a 2.68 ERA in seven starts for Stockton, limiting hitters to a .201 batting average...tossed a complete game, five-hitter with 11 strikeouts vs. San Jose on May 11th...was promoted to Double-A Midland where he went 9-5 with a 3.90 ERA in 16 starts for the RockHounds...won five of his first six starts for Midland from May 17-June 12 (1.87 ERA)...was 1-2 over his next four starts before winning three straight from July 8 to 18 in which he allowed just four earned runs in 18.1 ip (1.96 ERA).

**2004**—Began the season at Single-A Vancouver and was 2-0 with two saves in seven appearances...allowed three earned runs on four hits in his first appearance of the year vs. Tri-City...did not allow a run over his next four appearances (8.0 ip)...finished the season at Single-A Kane County where he went 2-1 with a 4.70 ERA in five appearances, all starts...did not receive a decision in his first two starts and was 2-1 with a 5.40 ERA over his last three outings.

## PERSONAL/MISCELLANEOUS

Dallas Lee Braden was originally signed by A's scout Blake Davis...graduated from A.A. Stagg High School (Stockton, CA) where he earned league Pitcher of the Year honors and was named team MVP as a senior...graduated from American River College where he twice earned all-conference honors...attended Texas Tech University...this past Thanksgiving he solicited and matched food donations of 845 pounds at St. Mary's Interfaith Community Services in his home town of Stockton.

## LIFETIME PITCHING RECORD

Year	Club	W	L	ERA	G	GS	CG	SHO	SV	IP	H	R	ER	HR	HB	BB	IBB	SO	WP	BK
2004	Vancouver	2	0	2.76	7	0	0	0	2	16.1	15	7	5	1	0	3	0	30	0	0
	Kane County	2	1	4.70	5	5	0	0	0	23.0	22	13	12	2	0	6	1	33	1	1
2005	Stockton	6	0	2.68	7	7	1	0	0	43.2	31	14	13	4	3	11	0	64	4	2
	Midland	9	5	3.90	16	16	0	0	0	97.0	104	43	42	5	1	32	1	71	8	3
2006	Arizona A's	2	0	0.86	6	6	0	0	0	21.0	12	2	2	0	0	3	0	36	1	0
	Stockton	2	0	6.23	3	3	0	0	0	13.0	12	9	9	3	2	5	0	17	0	0
	Midland	0	0	16.20	1	1	0	0	0	3.1	9	6	6	1	0	0	0	2	0	0
2007	Midland	1	0	2.25	2	2	0	0	0	12.0	5	3	3	2	0	3	0	13	0	0
	Sacramento	2	3	2.95	11	11	2	1	0	64.0	51	22	21	4	2	18	1	74	2	2
2008	OAKLAND	1	8	6.72	20	14	0	0	0	72.1	91	59	54	9	2	26	1	55	6	1
	Sacramento	3	1	2.36	11	9	1	0	0	53.1	49	19	14	7	0	11	0	54	1	0
	OAKLAND	5	4	4.14	19	10	0	0	0	71.2	77	36	33	8	2	25	2	41	0	1
<b>ML Totals</b>		<b>6</b>	<b>12</b>	<b>5.44</b>	<b>39</b>	<b>24</b>	<b>0</b>	<b>0</b>	<b>0</b>	<b>144.0</b>	<b>168</b>	<b>95</b>	<b>87</b>	<b>17</b>	<b>4</b>	<b>51</b>	<b>3</b>	<b>96</b>	<b>6</b>	<b>2</b>

## CAREER TRANSACTIONS

**2001** — Selected by the Atlanta Braves organization in the 46th round of the First-Year Player Draft, did not sign. **2004** — Selected by the Oakland Athletics organization in the 24th round of the First-Year Player Draft.

## VS. THE AMERICAN LEAGUE

2008	CAREER													
	ERA	W	L	S	G	IP	ER	vs. TEAM	ERA	W	L	S	G	IP
1.23	2	0	0	2	7.1	1	Baltimore	1.33	3	1	0	4	20.1	3
10.80	0	1	0	1	3.1	4	Boston	10.80	0	1	0	1	3.1	4
3.86	0	0	0	1	7.0	3	Chicago	3.86	0	0	0	1	7.0	3
—	0	0	0	0	0.0	0	Cleveland	11.42	0	2	0	3	8.2	11
2.57	1	0	0	1	7.0	2	Detroit	8.68	1	1	0	4	18.2	18
5.40	0	1	0	1	6.2	4	Kansas City	6.75	0	2	0	2	12.0	9
2.08	1	0	0	5	13.0	3	Los Angeles	2.25	1	0	0	6	16.0	4
3.09	0	1	0	2	11.2	4	Minnesota	3.09	0	1	0	2	11.2	4
9.00	0	0	0	1	1.0	1	New York	2.45	0	0	0	3	3.2	1
—	0	0	0	0	0.0	0	Oakland	—	0	0	0	0	0.0	0
9.00	0	0	0	1	2.0	2	Seattle	8.71	0	1	0	3	10.1	10
1.50	1	0	0	2	6.0	1	Tampa Bay	5.23	1	1	0	3	10.1	6
11.25	0	1	0	1	4.0	5	Texas	5.12	0	2	0	6	19.1	11
10.13	0	0	0	1	2.2	3	Toronto	10.13	0	0	0	1	2.2	3

## BALLPARK BREAKDOWN

	ERA	W	L	S	G	IP	ER	
Angel Stadium	2.25	1	0	0	0	4	12.0	3
Camden Yards	1.64	2	0	0	0	2	11.0	2
Coliseum	5.25	1	7	0	0	18	73.2	43
Comerica Park	10.38	1	1	0	0	2	8.2	10
Fenway Park	10.80	0	1	0	1	0	3.1	4
Metrodome	4.76	0	1	0	1	0	5.2	3
Progressive Field	15.43	0	1	0	0	2	4.2	8
Rangers Ballpark	3.00	0	0	0	0	2	6.0	2
Safeco Field	8.71	0	1	0	0	3	10.1	10
Tropicana Field	1.80	1	0	0	0	1	5.0	1
Yankee Stadium	2.45	0	0	0	0	3	3.2	1

**MONTHLY BREAKDOWN**

2008		CAREER												
ERA	W	L	S	G	IP	ER	by MONTH	ERA	W	L	S	G	IP	ER
3.60	0	0	0	3	5.0	2	April	4.70	1	1	0	5	15.1	8
5.63	1	0	0	4	8.0	5	May	6.75	1	2	0	6	17.1	13
—	0	0	0	0	0.0	0	June	5.40	0	0	0	2	3.1	2
3.95	1	1	0	4	13.2	6	July	4.31	1	4	0	8	31.1	15
3.50	2	2	0	6	36.0	14	August	4.88	2	3	0	9	48.0	26
6.00	1	1	0	2	9.0	6	September	7.22	1	2	0	9	28.2	23

**FIELDING STATISTICS**

Pitcher		Year	Pct.	G	PO	A	E	TC	DP
2007	.929	20	4	9	1	14	0		
2008	.941	19	2	14	1	17	0		
<b>Totals</b>	<b>.935</b>	<b>39</b>	<b>6</b>	<b>23</b>	<b>2</b>	<b>31</b>	<b>0</b>		

**PITCHING BREAKDOWN**

2008		CAREER												
ERA	W	L	S	G	IP	ER	by CATEGORY	ERA	W	L	S	G	IP	ER
4.70	1	2	0	8	30.2	16	Home	5.25	1	7	0	18	73.2	43
3.73	4	2	0	11	41.0	17	Road	5.63	5	5	0	21	70.1	44
6.43	1	2	0	4	14.0	10	Day	6.89	2	8	0	17	62.2	48
3.59	4	2	0	15	57.2	23	Night	4.32	4	4	0	22	81.1	39
4.28	4	3	0	17	61.0	29	Grass	5.60	5	11	0	37	133.1	83
3.38	1	1	0	2	10.2	4	Turf	3.38	1	1	0	2	10.2	4
4.50	1	0	0	8	14.0	7	Pre-ASG	5.50	2	3	0	15	37.2	23
4.06	4	4	0	11	57.2	26	Post-ASG	5.42	4	9	0	24	106.1	64
3.97	4	4	0	10	56.2	25	Starter	5.74	5	12	0	24	120.2	77
4.80	1	0	0	9	15.0	8	Reliever	3.86	1	0	0	15	23.1	10

**BRADEN'S CAREER BESTS**

**Low Hit Complete Game:** None  
**Innings Pitched:** 7.0 (four times), last: August 25, 2008 at Los Angeles (AL). As reliever: 3.0, September 16, 2007 vs. Texas  
**Strikeouts:** 7 (four times), last: August 20, 2008 at Minnesota. As reliever: 3 (twice), last: May 1, 2008 at Los Angeles (AL)  
**Longest Winning Streak:** 2 (twice), last: August 25 to September 5, 2008  
**Longest Losing Streak:** 8, April 29 to September 23, 2007  
**Longest Scoreless Streak:** 7.0, April 24 to 29, 2007

**BRADEN'S 2008 STARTS**

Date	Opponent	Score	Dec	ERA*	IP	H	R	ER	BB	SO	HR	#PIT
July 22	at Tampa Bay	8-1	W	4.05	5.0	4	1	1	4	1	0	90
July 28	Kansas City	2-4	L	4.39	6.2	6	4	4	2	7	2	101
Aug. 3	at Boston	2-5	L	5.10	3.1	6	4	4	0	1	0	61
Aug. 8	at Detroit	4-2	W	4.62	7.0	5	2	2	1	2	1	97
Aug. 15	Chicago (AL)	6-4	--	4.50	7.0	7	3	3	1	4	1	89
Aug. 20	at Minnesota	1-3	L	4.53	5.2	6	3	3	3	7	0	102
Aug. 25	at Los Angeles (AL)	2-1	W	4.13	7.0	7	1	1	0	0	1	82
Aug. 30	Minnesota	3-2	--	3.88	6.0	7	2	1	2	2	1	100
Sept. 5	at Baltimore	11-2	W	3.72	5.0	4	2	1	1	3	0	67
Sept. 11	Texas	1-6	L	4.14	4.0	9	6	5	3	2	1	96

\*Indicates overall ERA

**TRAVIS BUCK**

**6**

**OUTFIELDER**

**Height/Weight:** 6-2 / 229      **Bats/Throws:** Left / Right  
**Birthdate:** November 18, 1983      **Opening Day Age:** 25  
**Birthplace/Resides:** Richland, Washington / Chandler, Arizona  
**Major League Service:** 1 year, 75 days  
**Obtained:** Selected as a compensation pick following the first round of the 2005 First-Year Player Draft  
**Contract Status:** First year of a one-year contract through 2009.



**CAREER HIGHLIGHTS**

Was drafted by the A's as a compensation pick for the loss of free agent Damian Miller in 2005 and, after just two seasons in the minors, he was on the A's Opening Day roster in 2007...injuries and two stints on the disabled list limited him to just 82 games with the A's in 2007 and he appeared in 38 games in 2008 due to one stint on the DL with Oakland and two with Sacramento...had appeared in just 125 games in his first two seasons in the minors, including just 50 at Midland before making the jump from Double-A to the Majors in 2007...hit .300 or better at



all four of his minor league stops before joining the A's and is a .326 career hitter with a .404 on-base percentage and .494 slugging percentage in 176 career games in the minors...played for the United States team in the 2006 All-Star Futures game.

## 2008 HIGHLIGHTS

Was on the A's Opening Day Roster for the second consecutive season but appeared in just 38 games over three stints with Oakland...batted .154 over his first 15 games before going on the disabled list on April 24 retroactive to April 19 with shin splints...it was his third stint on the DL in two seasons with the A's...began a rehab assignment with Triple-A Sacramento on May 3 but was reinstated from the DL and optioned to Sacramento on May 10...returned to Oakland on May 30 and hit .171 with three home runs and seven RBI in 11 games before he was optioned to Sacramento again on June 13...recalled for his third stint on September 16 and hit .367 with four home runs and 12 RBI in 12 games...batted .226 with seven home runs and 25 RBI in 38 games overall...the home runs matched his 82-game total from his rookie season of 2007 but his batting average dropped 62 points from .288...17 of his 35 hits were for extra bases (nine doubles, one triple) and he finished with a .432 slugging percentage...batted .333 on the road compared to .133 at home...now has a .323 (61 for 189) career average on the road compared to .223 (56 for 251) at home...hit .185 with the bases empty compared to .286 with runners on bases...including .293 with runners in scoring position...hit .239 (26 for 109) with six of his seven home runs off right-handed pitchers compared to .196 against lefties...batted .190 against a pitcher the first time he saw him in a game...235 the second time and .297 after that...made 25 starts batting leadoff, which was second most on the team, and hit .239 with nine runs scored and a .282 on-base percentage...started 37 games total, including 34 in right field and three in left field...did not commit an error in 87 chances and has not made an error in 117 career games (235 chances)...the 117-game errorless streak is fifth longest by an outfielder in Oakland history.

**OAKLAND:** Made his second consecutive Opening Day start in right field on March 25 against Boston in Tokyo...snapped a season opening 0 for 22 streak with a second inning double on April 8 at Toronto...that equaled the fifth longest hitless streak to start a season in Oakland history...went 7 for 16 (.438) with six doubles and four RBI in that three-game series at Toronto...that included an Oakland record tying three doubles on April 10...it was the 17th three-double game in Oakland history, the first since Miguel Tejada on June 6, 2003 at Philadelphia...that gave him five doubles over a two-game stretch and six over a three-game stretch, both of which are Oakland records...went 3 for 28 (.107) over his next seven games and was batting an American League low .154 when he went on the DL on April 24...was sent to Sacramento on a rehab assignment on May 3 and was 5 for 21 (.238) with a home run and four RBI

in six games when he was reinstated from the DL and optioned to Sacramento on May 10...hit .366 over his next 18 games, including a pair of four-hit games on May 23 and 25 at Tucson...went 12 for 19 (.632) in that four-game series at Tucson and was recalled by the A's on May 30...started each of the A's first 11 games following his return, the first time in his career he started more than seven consecutive games...was optioned to Sacramento for a second time on June 13...returned to Oakland on September 16 and started 11 of the A's final 12 games...finished the season with five straight multiple hit games (11 for 23, .478) and had three home runs and eight RBI over that span...including his first career leadoff home run in the final game of the season on September 28 at Seattle.

**SACRAMENTO:** Hit .296 with two home runs and 17 RBI in 45 games with Sacramento...added 25 walks for a .396 on-base percentage...his playing time was limited due to two stints on the disabled list with a concussion...suffered the concussion on June 18 against Fresno...was on the DL from June 20 to 29 and then went 13 for 61 (.213) with no home runs and seven RBI over his next 16 games before going on the DL for a second time from July 28 to August 28...went 10 for 15 (.667) with a home run and six RBI in a four-game rehab assignment with the A's affiliate in the Arizona Rookie League from August 25-28 and then went 4 for 10 (.400) over his final three regular season games with the River Cats...hit .313 (10 for 32) with a home run and four RBI in eight playoff games with Sacramento.

## CAREER

**2007**—Made his Major League debut at the age of 23 in just his third professional season, but an assortment of injuries limited his playing time to just 82 games...batted .288 in those games and added seven home runs and 34 RBI...had two stints on the disabled list...missed 13 games during his first stint from June 28 to July 13 with a sprained right thumb...went on the DL for the second time on August 18 with a strained left hamstring...had also been bothered by elbow problems all year and underwent surgery to remove bone chips from his right elbow on September 10 and missed the remainder of the season...never started more than seven consecutive games all year...ranked second among American League rookies in slugging (.474) and triples (5), third in on-base percentage (.377) and fifth in batting, doubles (22) and walks (39)...led the A's in triples...got off to a slow start as he hit .190 in

### LONGEST ERRORLESS STREAK, OAKLAND OUTFIELDER

165	Jermaine Dye, September 25, 2002-August 6, 2004
162	Stan Javier, June 26, 1994-October 1, 1995
126	Johnny Damon, May 4, 2001 to October 7, 2001
120	Dave Henderson, May 16, 1991 to September 29, 1992
117	<b>Travis Buck, April 2, 2007 to present</b>

April...then hit .300 or better in three of his other four months and batted a combined .315 in 62 games from May 1 until the end of the season...hit .352 in May, .317 in June, .264 in July and .327 in August...hit six home runs over his first 36 games through May 28 but then homered just once over his final 46 contests...the A's were 6-1 in games in which he homered...fared better against left-handed pitching as he hit .323 with four home runs in 65 at bats against lefties compared to .277 with three home runs in 220 at bats against righties...hit .272 with three home runs and 22 RBI over the first six innings but improved to .322 with four home runs and 12 RBI in the seventh inning or later...batted .392 in 13 interleague games...added eight walks for a .483 on-base percentage, which ranked eighth best in the Majors...batted .318 at night compared to .218 during the day...hit .333 when leading off an inning...started a team leading 56 games in right field and also made 16 starts in left field and three in center field...did not commit an error in 80 games total in the outfield and his 148 total chances were the most among Major League outfielders with no errors...started games at every spot in the order except third and fourth and saw his most action with 42 starts in the leadoff spot...made each of his last 38 starts batting leadoff and hit .304 with a .383 on-base percentage in 43 games overall while hitting first...made his Major League debut on April 2 at Seattle and went 1 for 3 in a start in right field...doubled off Felix Hernandez in the sixth inning for his first ML hit...hit his first ML home run on April 20 at Texas, a two-run shot off Bruce Chen in the fourth inning...added a three-run double in the second inning for a career high five RBI...had his first of three four-hit games on June 8 at San Francisco...was placed on the DL for the first time on June 29 retroactive to June 28 and went 1 for 7 in a two-game rehab assignment with Triple-A Sacramento on July 12 and 13...was reinstated from the DL on July 14 and appeared in 13 consecutive games from July 14 to 27, his longest consecutive games played streak of the season...had a season high tying seven-game hitting streak from July 30 to August 5 (9 for 26, .346)...was placed on the DL for the second time on August 20 retroactive to August 18 and missed the remainder of the season.

**2006**—Split time between Single-A Stockton and Double-A Midland...batted a combined .320 with seven home runs and 48 RBI on the season...of his 108 hits, 50 were for extra bases (39 doubles, four triples, seven home runs)...his 39 doubles led all players in the A's minor league system...batted .349 with three home runs and 26 RBI in 34 games for Single-A Stockton...saw all of his action in left field...hit .467 with runners in scoring position and two out...batted .293 with three home runs in 24 games in April...was promoted to Double-A Midland on May 13 and hit safely in his first five games with the RockHounds for a 17-game hitting streak overall...hit .302 with four home runs and 22 RBI in 50 games with Midland...batted .405 vs. left-handers and .276 vs. right-handers...compiled a 10-game hitting streak from May 25 to June 3 (16 for 42, .381)...played for the United States team in the All-Star Futures Game on July 9 at Pittsburgh...last appearance came on July 13 before suffering a season-ending groin injury...batted .259 with two doubles, one home run and seven RBI in six games for the Phoenix Desert Dogs in the Arizona Fall League.

**2005**—Made his professional debut at Short Season Single-A Vancouver and batted .361 with two home runs and nine RBI in nine games for the Canadians...hit safely in all nine games, including four promoted-hit games...went 2 for 5 with four RBI and a home run in his professional debut against Tri-Valley...was promoted to Kane County on August 2 where he batted .341 with one home run and 22 RBI in 32 games for the Cougars...had 15 multiple hit games...batted .370 vs. right-handed pitchers and .258 vs. left-handers...was 17 for 42 (.405) with runners in scoring position.

**PERSONAL/MISCELLANEOUS**

Travis George Buck was originally signed by A's scout Jeremy Schied...graduated from Richland (WA) High School in 2002...drafted by Seattle in the 23rd round out of high school but did not sign...attended Arizona State University, where he was a two-time All-Pac-10 selection in 2004 and 2005...had a .362 career average in three seasons at ASU with 19 home runs and 147 RBI in 192 games...was drafted by the A's between the first and second round of the 2005 draft as compensation for the loss of free agent Damian Miller to Milwaukee...was part of the A's Caravan this past offseason, participating in health clinics, the Special Olympics, the San Jose Holiday Parade and the Fremont Toys for Tots program.

**LIFETIME PLAYING RECORD**

Year	Club	AVG.	G	AB	R	H	2B	3B	HR	RBI	SH	SF	HP	BB	SO	SB	CS	SLG	OBP	E
2005	Vancouver	.361	9	36	7	13	1	0	2	9	0	0	0	5	8	1	1	.556	.439	2
	Kane County	.341	32	123	17	42	13	0	1	22	1	1	0	19	19	3	1	.472	.427	1
2006	Stockton	.349	34	126	24	44	17	3	3	26	0	5	0	14	18	2	1	.603	.400	1
	Midland	.302	50	212	32	64	22	1	4	22	1	0	3	22	39	9	1	.472	.376	0
2007	OAKLAND	.288	82	285	41	82	22	5	7	34	2	4	4	39	66	4	1	.474	.377	0
	Sacramento	.143	2	7	0	1	0	1	0	0	0	0	2	0	0	0	0	.429	.333	0
2008	OAKLAND	.226	38	155	16	35	9	1	7	25	0	2	4	11	38	1	0	.432	.291	0
	Sacramento	.296	45	169	28	50	8	2	2	17	0	0	3	25	34	4	1	.402	.396	1
	Arizona A's	.667	4	15	4	10	2	0	1	6	0	0	0	1	3	0	0	1.000	.688	1
<b>ML Totals</b>		<b>.266</b>	<b>120</b>	<b>440</b>	<b>57</b>	<b>117</b>	<b>31</b>	<b>6</b>	<b>14</b>	<b>59</b>	<b>2</b>	<b>6</b>	<b>8</b>	<b>50</b>	<b>104</b>	<b>5</b>	<b>1</b>	<b>.459</b>	<b>.347</b>	<b>0</b>

## CAREER TRANSACTIONS

**2002** — Selected by the Seattle Mariners organization in the 23rd round of the First-Year Player Draft; did not sign. **2005** — Selected by the Oakland Athletics organization as a compensation pick following the 1st round of the First-Year Player Draft. **2007** — On disabled list, June 28 to July 13; included rehabilitation assignment to Sacramento, July 12 to 13. On disabled list, August 18 to end of season. **2008** — On disabled list, April 19 to May 9; included rehabilitation assignment to Sacramento, May 3 to 9.

### VS. THE AMERICAN LEAGUE

2008					CAREER					
AVG.	AB	H	HR	RBI	vs. TEAM	AVG.	AB	H	HR	RBI
—	0	0	0	0	Baltimore	.353	17	6	1	1
.000	14	0	0	0	Boston	.188	32	6	1	2
.111	9	1	0	0	Chicago	.214	28	6	0	1
.071	14	1	0	1	Cleveland	.174	23	4	0	1
.231	13	3	1	2	Detroit	.406	32	13	1	7
.000	4	0	0	1	Kansas City	.214	14	3	0	2
.263	19	5	1	4	Los Angeles	.279	61	17	2	10
—	0	0	0	0	Minnesota	.071	14	1	0	2
.000	6	0	0	0	New York	.231	13	3	0	1
—	0	0	0	0	Oakland	—	0	0	0	0
.286	35	10	3	7	Seattle	.200	55	11	3	7
—	0	0	0	0	Tampa Bay	.100	20	2	1	3
.320	25	8	2	6	Texas	.281	64	18	4	14
.438	16	7	0	4	Toronto	.438	16	7	0	4

### VS. THE NATIONAL LEAGUE

2008					CAREER					
AVG.	AB	H	HR	RBI	vs. TEAM	AVG.	AB	H	HR	RBI
—	0	0	0	0	Cincinnati	.143	7	1	0	0
—	0	0	0	0	New York	.286	7	2	0	0
—	0	0	0	0	St. Louis	.385	13	5	0	0
—	0	0	0	0	San Francisco	.500	24	12	1	4

### MONTHLY BREAKDOWN

2008					CAREER					
AVG.	AB	H	HR	RBI	by MONTH	AVG.	AB	H	HR	RBI
.000	10	0	0	0	March	.000	10	0	0	0
.182	55	10	0	6	April	.186	118	22	2	16
.250	8	2	0	2	May	.339	62	21	4	9
.152	33	5	3	5	June	.260	96	25	3	8
—	0	0	0	0	July	.264	53	14	1	8
—	0	0	0	0	August	.327	52	17	0	6
.367	49	18	4	12	September	.367	49	18	4	12

### BATTING BREAKDOWN

2008					CAREER					
AVG.	AB	H	HR	RBI	by CATEGORY	AVG.	AB	H	HR	RBI
.133	83	11	3	9	Home	.223	251	56	6	24
.333	72	24	4	16	Road	.323	189	61	8	35
.271	48	13	3	5	Day	.237	135	32	4	15
.206	107	22	4	20	Night	.279	305	85	10	44
.217	129	28	7	21	Grass	.272	397	108	14	53
.269	26	7	0	4	Turf	.209	43	9	0	6
.160	106	17	3	13	Pre-ASG	.238	286	68	9	33
.367	49	18	4	12	Post-ASG	.318	154	49	5	26
.196	46	9	1	4	vs. LHP	.270	111	30	5	15
.239	109	26	6	21	vs. RHP	.264	329	87	9	44
.293	41	12	2	18	RISP	.283	106	30	3	44
.500	4	2	0	5	Bases Loaded	.333	9	3	0	11
.000	1	0	0	0	Pinch Hitter	.333	3	1	0	1
—	0	0	0	0	Designated Hitter	—	0	0	0	0

### BALLPARK BREAKDOWN

	AVG.	AB	H	HR	RBI
Angel Stadium	.381	21	8	1	3
AT&T Park	.538	13	7	0	3
Camden Yards	.429	7	3	1	1
Coliseum	.232	241	56	6	24
Comerica Park	.625	8	5	0	3
Fenway Park	.600	5	3	1	2
Kauffman Stadium	.000	0	0	0	0
Metrodome	.111	9	1	0	2
Progressive Field	.250	12	3	0	0
Rangers Ballpark	.273	44	12	3	11
Rogers Centre	.438	16	7	0	4
Safeco Field	.276	29	8	2	6
Shea Stadium	.286	7	2	0	0
Tokyo Dome	.000	10	0	0	0
Tropicana Field	.125	8	1	0	0
U.S. Cellular Field	.100	10	1	0	0

### FIELDING STATISTICS

Outfield							
YEAR	PCT.	G	PO	A	E	TC	DP
2007	1.000	80	145	3	0	148	0
2008	1.000	37	84	3	0	87	0
<b>Totals</b>	<b>1.000</b>	<b>117</b>	<b>229</b>	<b>6</b>	<b>0</b>	<b>235</b>	<b>0</b>

### BUCK'S CAREER BESTS

**Hits:** 4 (three times), last: August 10, 2007 at Detroit  
**Home Runs:** 1 (14 times), last: September 28, 2008 at Seattle  
**Runs Batted In:** 5, April 20, 2007 at Texas  
**Stolen Bases:** 1 (five times), last: September 16, 2008 vs. Los Angeles (AL)  
**Hitting Streak:** 7 (twice), last: July 30 to August 5, 2007  
**Hitless Streak (At Bats):** 22, March 25 to April 8, 2008  
**Grand Slams:** None.  
**Pinch-Hit Home Runs:** None.  
**Inside-The-Park Home Runs:** None.  
**Game Ending Home Runs:** None.  
**Lead Off Home Runs:** 1, September 28, 2008 at Seattle (Dickey).

# SANTIAGO CASILLA

# 44



## RIGHT-HANDED PITCHER

**Height/Weight:** 6-0 / 202

**Bats/Throws:** Right / Right

**Birthdate:** July 25, 1980

**Opening Day Age:** 28

**Birthplace/Resides:** San Cristobal, Dominican Republic / Juan Baron, Dominican Republic

**Major League Service:** 2 years, 12 days

**Obtained:** Signed as a non-drafted free agent, January 31, 2000

**Contract Status:** First year of a one-year contract through 2009.

## CAREER HIGHLIGHTS

Has a 4.19 ERA in 97 games with the A's over the last two seasons after posting a 9.82 ERA in nine games with Oakland from 2004-06...has started the season strongly in his career as he has a 2.49 ERA and .222 opponents batting average in 49 career games before the All-Star Break and a 6.60 ERA and .285 opponents average in 57 games after the break...did not allow a run over his first 17.1 innings in 2008 for a career high 21.1 inning scoreless streak dating back to 2007...was originally signed by the A's out of the Dominican Republic in 2000 and after a season in the Dominican Summer League, he came to the United States in 2001...had never pitched above Single-A prior to 2004, but during that season he progressed all the way through the A's farm system, including four games with Oakland in his debut...tied for the lead in the A's farm system with 26 saves in 2005.

## 2008 HIGHLIGHTS

Made the A's Opening Day roster for the first time and was off to a strong start before going on the disabled list...had a 0.93 ERA and .185 opponents batting average in 21 games before he was placed on the 15-day DL on May 16 with right elbow soreness...was reinstated from the DL on June 19 and posted a 5.81 ERA and .353 opponents batting average over his final 30 outings...it was the second consecutive season that he started the year strong before struggling late in the campaign...in 2007 he posted a 0.70 ERA and .174 opponents batting average over his first 20 games and an 8.28 ERA and .270 opponents average over his final 26 contests...overall, he finished the 2008 season with a 2-1 record, two saves and a 3.93 ERA in a career high 51 appearances...opponents batted .299, which was also a career high...allowed 14 of 32 (43.8%) inherited runners to score, which was fourth highest in the American League...first batters faced hit .364, which tied for fifth highest in the AL...it was the highest mark by an A's reliever since Todd Burns allowed a .400 average against first batters in 1990...had six wild pitches, which tied for second most among AL relievers...his opponents batting average included a .291 (32 for 110) mark against right-handed hitters and .308 (28 for 91) against lefties...issued 17 of his 20 walks to right-handers...allowed a .344 batting average with the bases empty and .257 with runners on...opponents were successful in all nine stolen base attempts off him and they are now 20 for 20 in his career...had a 3.29 ERA and .255 opponents batting average in 30 outings before the All-Star Break and a 4.70 ERA and .343 opponents average in 21 appearances after the break...now has a 2.49 ERA (14 er in 50.2 ip), .222 (41 for 185) opponents batting average and four home runs allowed in 49 career games before the All-Star Break and a 6.60 ERA (45 er in 61.1 ip), .285 (71 for 249) opponents average and 10 home runs allowed in 57 games after the break...posted a 3.04 ERA in 25 outings on one day of rest or less and a 4.73 ERA with all five of his home runs in 26 outings on two days rest or more...four of his five home runs were solo shots...did not allow a run in five games (6.2 ip) against Boston and has not allowed a run in seven career outings and 9.0 innings against the Red Sox...had a 2.78 ERA in 31 games at night and a 6.00 ERA in 20 outings during the day.

**OAKLAND:** Began the season with a 17.1 inning scoreless streak, which equaled the second longest season-opening scoreless streak by a reliever who started the season with the A's in Oakland history...it fell one inning short of the record of 18.1 set by Jim Corsi (April 27-June 5, 1995)...capped the streak with his first save of the season on May 6 against Baltimore (1.0 ip, 1 bb, 1 so)...allowed his first run on May 10 at Texas and that snapped his career high scoreless streak at 21.1 innings dating back to September 18, 2007...at the time, it was the longest scoreless streak by an A's reliever since Rick Honeycutt had a 24.1 inning streak from July 1-September 14, 1995...made two more appearances before going on the DL on May 16...made one rehab appearance at Single-A Stockton on June 10 and two at Triple-A Sacramento on June 13 and 16 and had a 2.45 ERA (3.2 ip, 3 h, 1 r, 1 er, 1 bb, 7 so) in three rehab appearances, all starts, when he was reinstated from the DL on June 19...allowed 6 of 19 (31.6%) inherited runners to score before going on the DL and 8 of 13 (61.5%) following his return...first batters faced were 4 for 19 (.211) before going on the DL and 12 for 25 (.480) after that...allowed eight runs in his first nine outings following his return through the All-Star Break (8.0 ip, 9.00 ERA)...did not allow a run in seven of his first eight outings after the break through August 9 (1.23 ERA)...then posted a 6.32 ERA over his final 13 outings...tossed a career high 2.1 innings on August 29 against Minnesota in the 100th appearance of his career...recorded his second save of

the season on September 22 at Texas with a scoreless 11th inning in the A's 4-3 win...then allowed a career high four runs in his final outing on September 24 at Texas and did not retire a batter (3 h, 1 bb)...pitched for Escogido in the Dominican Winter League following the season and did not allow an earned run in nine appearances (10.0 ip, 4 h, 1 r, 3 bb, 9 so)...converted 4 of 5 save opportunities and held the opposition to a .121 batting average...ranked fourth in the DWL in saves.

## CAREER

**2007**—Saw his first significant playing time in the Major Leagues and was 3-1 with two saves, three blown saves and a 4.44 ERA in 46 relief appearances after he was called up by the A's in June...allowed just 5 of 31 (16.1%) inherited runners to score, which was the fourth lowest percentage in the American League...issued six intentional walks, which tied for fifth among all AL pitchers...allowed a .224 opponents batting average, which included .212 against left-handed hitters and .230 against right-handers...opponents were 14 for 56 (.250) with runners in scoring position, but were just 5 for 29 (.172) with RISP and two outs...first batters faced were 8 for 41 (.195) with four walks...compiled a 2.96 ERA and allowed a .161 opponents batting average in 21 outings in Oakland compared to a 5.81 ERA and .276 opponents average in 25 outings on the road...had a 0.45 ERA and .169 opponents batting average in 16 outings before the All-Star Break and a 7.04 ERA and .256 opponents batting average in 30 outings after the break...posted a 7.62 ERA in 13 outings on no days rest and a 3.35 ERA in his other 33 outings...posted a 1.04 ERA in eight interleague outings and had a 5.14 ERA against AL teams...including 8.40 against AL West foes...was recalled from Triple-A Sacramento on June 3 and did not allow a run over his first 10 outings (12.1 ip)...had a 0.70 ERA and .174 opponents batting average over his first 20 games through July 21...then posted an 8.28 ERA and .270 opponents batting average over his final 26 outings...recorded his first Major League win in his second outing on June 4 against Boston when he tossed a scoreless 11th inning in the A's 5-4 win...then picked up his first career save two days later against the Red Sox on June 6...entered the game in the eighth inning with two outs and a runner on first with the A's leading 3-2 and retired four of the final five batters...struck out a career high four batters in 1.1 innings on June 19 against Cincinnati...was tagged with the first loss of his career on June 23 at New York (NL)...allowed 19 runs over an 18-game stretch from July 15 to August 25 (9.16 ERA)...was ejected from the game on August 23 at Tampa Bay by home plate umpire John Hirschbeck for throwing at Brendan Harris...allowed just 1 of 22 inherited runners to score over his first 37 games through the end of August...then allowed 4 of 9 to score in nine games in September...was 2-1 with three saves and a 4.13 ERA in 22 appearances with Sacramento...yielded just one home run in 24.0 innings and struck out 29...allowed a .209 opponents batting average, which included a .140 mark against right-handed hitters and .345 against left-handers...did not allow a run in 10 outings (11.1 ip) at Sacramento's home ballpark, Raley's Field...did not allow a run in the ninth inning (7.1 ip, 12 so)...allowed 3 of 14 (21.4%) inherited runners to score.

**2006**—The former Jairo Garcia appeared in just two games with the A's and had his minor league season cut short by injury...was recalled from Triple-A Sacramento on May 21 and tossed a scoreless inning that day against San Francisco...then allowed three runs in 1.1 innings on May 23 at Chicago and was optioned back to Sacramento on May 28 after posting an 11.57 ERA in two relief appearances...was 2-0 with four saves, four blown saves and a 3.27 ERA in 25 games with Sacramento when he was placed on the disabled list on June 21 with a strained right shoulder...missed the remainder of the season...allowed a .207 opponents batting average, which broke down to .152 against left-handed hitters and .273 against right-handers...opponents hit .333 with runners in scoring position...tossed at least one inning in 23 of his 25 outings...posted a 3.27 ERA in 11 outings in April and had a 4.34 ERA in 17 outings when he was brought up by Oakland on May 21...was optioned back to Sacramento on May 28 and went 2-0 with a 1.88 ERA over his final eight outings before going on the DL...picked up his first win on June 1 at Las Vegas when he struck out a season high four batters in a season high 3.0 innings...matched his season high with four strikeouts in 2.1 innings on June 14 at Tacoma in his final outing.

**2005**—Had two stints with the A's and appeared in just three games...compiled a 3.00 ERA and allowed a .182 opponents batting average...called up for the first time on June 17 and faced Philadelphia that night (1.0 ip, 1 h)...optioned to Triple-A Sacramento on June 21 and returned to Oakland on September 12...appeared in two games during his second stint (2.0 ip, 1 h, 1 r, 1 er, 1 bb, 1 so)...spent the minor league portion of his season at Double-A Midland and Sacramento and combined for a 3-6 record, 26 saves and a 3.60 ERA in 54 relief appearances...his 26 saves tied for the most in the A's farm system...20 of his saves came at Sacramento which led the team and ranked fifth in the Pacific Coast League...struck out 103 batters in 65.0 innings, an average of 14.26 per nine innings...allowed a .219 opponents batting average which included a .203 mark against right-handed hitters and .245 against left-handers...began the season at Midland where he was 0-0 with six saves and a 1.08 ERA in 10 relief appearances...allowed a .153 opponents batting average, including .125 with runners in scoring position...was promoted to Sacramento on May 10 and went 3-6 with a 4.47 ERA in 44 appearances with the River Cats...went 0-1 with one save and a 10.12 ERA (2.2 ip, 2 h, 4 r, 3 er, 5 bb, 6 so) in four post-season games for the River Cats...pitched for Escogido in the Dominican Winter League following the season and was 1-0 with a save and a 1.01 ERA in 20 relief appearances.

**2004**—Made the jump from Single-A to the Major Leagues...began the season at Single-A Kane County of the Midwest League and went 1-0 with a team leading 16 saves and a 0.30 ERA in 25 relief appearances...had a .154

opponents batting average, 49 strikeouts and six walks in 30.0 innings...was transferred to Double-A Midland on June 24 and went 2-0 with two saves and a 1.50 ERA in 13 relief appearances...allowed a .161 opponents batting average and struck out 32 in 18.0 innings...was moved up to Triple-A Sacramento on July 30 and had a save in three appearances before he was selected by Oakland on August 9...made his Major League debut that day at Minnesota, pitching the final two innings of the A's 8-2 win (0 h, 0 r, 2 bb, 1 so)...allowed three runs in each of his next two outings and had an 11.57 ERA in three games when he was optioned back to Sacramento on August 18...went 1-2 with a save and a 3.95 ERA in 11 regular season appearances with the River Cats...did not allow a run in two postseason appearances for Sacramento (3.0 ip, 1 h, 1 bb, 4 so)...was brought back to Oakland on September 14 and made just one appearance after his return on September 15 against Texas...had a 12.71 ERA in four appearances overall with the A's...combined to go 4-2 with 19 saves and a 1.46 ERA in 49 minor league appearances during the regular season...the saves ranked second in the A's farm system...allowed a .168 opponents batting average and just one home run in 61.2 innings...struck out 102 for an average of 14.89 strikeouts per nine innings which was the second best ratio among all minor league relievers...left-handers batted .193 and right-handers hit .151...opponents hit .131 with runners in scoring position.

**2003**—Began the season in extended spring training and was transferred to Kane County on May 19...went 0-1 with a 2.55 ERA in 14 games, nine starts...did not allow a home run in 42.1 innings...allowed a .250 opponents batting average which broke down to .272 against left handed hitters and .228 against right-handers...his first two appearances of the season came in relief before making five consecutive starts from May 30 to July 3...was on the disabled list from July 12 to 29 with a pulled left hamstring...tossed 4.0 scoreless innings of relief in his first three appearances following his return before finishing the season with four starts.

**2002**—Began the season with the A's affiliate in the Arizona Rookie League for the second consecutive season and went 2-1 with a 2.44 ERA and one save in 13 games, eight starts, before he was promoted to Single-A Vancouver on August 24...went 0-3 with a 7.30 ERA in three starts with the Canadians and was a combined 2-4 with a 3.28 ERA in 16 games, 11 starts...allowed a .266 opponents batting average...struck out 82 for an average of 10.3 per nine innings...struck out 11 batters on August 16 at the Angels...ranked third in the AL in ERA and fifth in strikeouts (66)...also appeared in three games in the outfield with Arizona and was 6 for 13 (.462) with two doubles, a triple and five RBI.

**2001**—Spent his first season in the United States with the A's affiliate in the Arizona Rookie League and was 4-2 with a 2.85 ERA in 12 games, seven starts...ranked seventh in the league in ERA...allowed a .214 opponents batting average...struck out 50 while walking just six in 47.1 innings, a strikeout to walk ratio of 8.3 to 1...allowed just two home runs.

**2000**—Made his professional debut with the A's affiliate in the Dominican Summer League and was 6-2 with a 3.26 ERA in 11 games, 10 starts...allowed a .189 opponents batting average.

**PERSONAL/MISCELLANEOUS**

Santiago Casilla...pitched under the name of Jairo Garcia from 2000-05...was originally signed by Bernardino Rosario and Raymond Abreu...participates in the A's Amigo program where he speaks to groups of Hispanic children in the dugout prior the game on the importance of education, sportsmanship and hard work.

**LIFETIME PITCHING RECORD**

Year	Club	W	L	ERA	G	GS	CG	SHO	SV	IP	H	R	ER	HR	HB	BB	IBB	SO	WP	BK
2000	DSL A's	6	2	3.26	11	10	0	0	0	47.0	33	24	17	2	5	29	0	56	5	1
2001	AZL A's	4	2	2.85	12	7	0	0	0	47.1	37	19	15	2	2	6	0	50	5	0
2002	AZL A's	2	1	2.44	13	8	0	0	1	59.0	56	24	16	5	3	17	0	66	4	1
	Vancouver	0	3	7.30	3	3	0	0	0	12.1	15	11	10	1	1	7	0	16	1	1
2003	Kane County	0	1	2.55	14	9	0	0	0	42.1	40	14	12	0	3	19	0	28	5	0
2004	Kane County	1	0	0.30	25	0	0	0	16	30.0	16	2	1	0	4	6	2	49	3	0
	Midland	2	0	1.50	13	0	0	0	2	18.0	10	3	3	0	1	15	0	32	2	0
	Sacramento	1	2	3.95	11	0	0	0	1	13.2	10	6	6	1	0	9	1	21	0	0
	OAKLAND	0	0	12.71	4	0	0	0	0	5.2	5	8	8	3	1	9	0	5	0	0
2005	Midland	0	0	1.08	10	0	0	0	6	16.2	9	3	2	1	0	9	0	30	1	0
	Sacramento	3	6	4.47	44	0	0	0	20	48.1	45	30	24	6	1	20	1	73	5	0
	OAKLAND	0	0	3.00	3	0	0	0	0	3.0	2	1	1	0	0	1	0	1	1	0
2006	Sacramento	2	0	3.27	25	0	0	0	4	33.0	25	13	12	2	2	10	1	32	1	0
	OAKLAND	0	0	11.57	2	0	0	0	0	2.1	2	3	3	0	0	2	0	2	0	0
2007	Sacramento	2	1	4.13	22	0	0	0	3	24.0	18	11	11	1	0	14	2	29	4	0
	OAKLAND	3	1	4.44	46	0	0	0	2	50.2	43	25	25	6	1	23	6	52	5	0
2008	OAKLAND	2	1	3.93	51	0	0	0	2	50.1	60	22	22	5	3	20	2	43	6	0
	Stockton	0	0	0.00	1	1	0	0	0	1.0	0	0	0	0	0	0	0	0	2	0
	Sacramento	0	0	3.38	2	2	0	0	0	2.2	3	1	1	0	0	1	0	5	0	0
<b>ML Totals</b>		<b>5</b>	<b>2</b>	<b>4.74</b>	<b>106</b>	<b>0</b>	<b>0</b>	<b>0</b>	<b>4</b>	<b>112.0</b>	<b>112</b>	<b>59</b>	<b>59</b>	<b>14</b>	<b>5</b>	<b>55</b>	<b>8</b>	<b>103</b>	<b>12</b>	<b>0</b>

FRONT OFFICE  
 2009 ATHLETICS  
 REVIEW  
 RECORDS  
 HISTORY  
 OPPONENTS  
 PLAYER DEVELOPMENT  
 MISCELLANEOUS

## CAREER TRANSACTIONS

**2000** — Signed by the Oakland Athletics organization as a non-drafted free agent, January 31. **2008** — On disabled list, May 16 to June 18; included rehabilitation assignments to Stockton, June 10 to 12, and Sacramento, June 13 to 18.

### VS. THE AMERICAN LEAGUE

2008						CAREER								
ERA	W	L	S	G	IP	ER	vs. TEAM	ERA	W	LSV	G	IP	ER	
0.00	0	0	1	1	1.0	0	Baltimore	0.00	0	0	1	2	2.1	0
0.00	0	0	0	5	6.2	0	Boston	0.00	1	0	1	7	9.0	0
2.08	0	0	0	4	4.1	1	Chicago	5.68	0	0	0	6	6.1	4
6.75	0	0	0	4	1.1	1	Cleveland	1.35	0	0	0	7	6.2	1
0.00	0	0	0	3	3.2	0	Detroit	4.50	0	0	0	9	10.0	5
2.25	0	0	0	4	4.0	1	Kansas City	7.71	0	0	0	6	7.0	6
3.18	0	0	0	6	5.2	2	Los Angeles	5.59	1	0	0	10	9.2	6
6.35	0	0	0	3	5.2	4	Minnesota	3.65	0	0	0	8	12.1	5
0.00	0	0	0	1	1.0	0	New York	0.00	0	0	0	2	3.0	0
—	0	0	0	0	0.0	0	Oakland	—	0	0	0	0	0.0	0
1.93	0	0	0	5	4.2	1	Seattle	3.18	0	0	0	11	11.1	4
5.40	0	1	0	3	3.1	2	Tampa Bay	11.81	0	1	0	6	5.1	7
9.00	2	0	1	6	5.0	5	Texas	11.91	2	0	1	14	11.1	15
4.50	0	0	0	3	2.0	1	Toronto	1.80	0	0	0	5	5.0	1

### VS. THE NATIONAL LEAGUE

2008						CAREER								
ERA	W	L	S	G	IP	SO	vs. TEAM	ERA	W	LSV	G	IP	ER	
—	0	0	0	0	0.0	0	Cincinnati	0.00	0	0	0	1	1.1	0
INF	0	0	0	1	0.0	2	Florida	INF	0	0	0	1	0.0	2
—	0	0	0	0	0.0	0	Houston	0.00	0	0	1	3	3.0	0
—	0	0	0	0	0.0	0	New York	INF	0	1	0	1	0.0	1
0.00	0	0	0	1	1.0	0	Philadelphia	0.00	0	0	0	2	2.0	0
—	0	0	0	0	0.0	0	St. Louis	0.00	0	0	0	1	1.0	0
18.00	0	0	0	1	1.0	2	San Francisco	3.38	1	0	0	4	5.1	2

### MONTHLY BREAKDOWN

2008						CAREER								
ERA	W	L	S	G	IP	SO	by MONTH	ERA	W	LSV	G	IP	ER	
0.00	0	0	0	1	1.0	0	March	0.00	0	0	0	1	1.0	0
0.00	0	0	0	13	12.1	0	April	0.00	0	0	0	13	12.1	0
3.00	2	0	1	7	6.0	2	May	5.40	2	0	1	9	8.1	5
18.00	0	0	0	3	2.0	4	June	2.41	2	1	2	17	18.2	5
3.86	0	0	0	10	9.1	4	July	3.86	0	0	0	21	23.1	10
4.40	0	1	0	11	14.1	7	August	7.31	1	1	0	27	32.0	26
8.44	0	0	1	6	5.1	5	September	7.16	0	0	1	18	16.1	13

### PITCHING BREAKDOWN

2008						CAREER								
ERA	W	L	S	G	IP	SO	by CATEGORY	ERA	W	LSV	G	IP	ER	
3.42	1	1	1	22	23.2	9	Home	4.20	3	1	2	50	55.2	26
4.39	1	0	1	29	26.2	13	Road	5.27	2	1	2	56	56.1	33
6.00	2	1	0	20	18.0	12	Day	4.00	3	1	1	40	45.0	20
2.78	0	0	2	31	32.1	10	Night	5.24	2	1	3	66	67.0	39
3.68	2	1	2	44	44.0	18	Grass	4.44	5	2	4	93	99.1	49
5.68	0	0	0	7	6.1	4	Turf	7.11	0	0	0	13	12.2	10
3.29	2	0	1	30	27.1	10	Pre-ASG	2.49	4	1	3	49	50.2	14
4.70	0	1	1	21	23.0	12	Post-ASG	6.60	1	1	1	57	61.1	45
—	0	0	0	0	0.0	0	Starter	—	0	0	0	0	0.0	0
3.93	2	1	2	51	50.1	22	Reliever	4.74	5	2	4	106	112.0	59

### BALLPARK BREAKDOWN

	ERA	W	L	S	G	IP	ER
Angel Stadium	4.76	0	0	0	6	5.2	3
AT&T Park	0.00	1	0	0	2	3.1	0
Coliseum	4.28	3	1	2	49	54.2	26
Comerica Park	3.60	0	0	0	4	5.0	2
Fenway Park	0.00	0	0	0	2	2.2	0
Kauffman Stadium	9.00	0	0	0	1	1.0	1
Metrodome	5.68	0	0	0	4	6.1	4
Minute Maid Park	0.00	0	0	1	3	3.0	0
Progressive Field	1.69	0	0	0	5	5.1	1
Rangers Ballpark	12.71	1	0	1	8	5.2	8
Rogers Centre	4.50	0	0	0	3	2.0	1
Safeco Field	4.76	0	0	0	6	5.2	3
Shea Stadium	INF	0	1	0	1	0.0	1
Tokyo Dome	0.00	0	0	0	1	1.0	0
Tropicana Field	13.50	0	0	0	5	3.1	5
U.S. Cellular Field	8.31	0	0	0	4	4.1	4
Yankee Stadium	0.00	0	0	0	2	3.0	0

### FIELDING STATISTICS

Pitcher		Year	Pct.	G	PO	A	E	TC	DP
2004	1.000	4	1	2	0	3	0		
2005	—	3	0	0	0	0	0		
2006	.500	2	0	1	1	2	0		
2007	1.000	46	1	1	0	2	0		
2008	1.000	51	7	3	0	10	1		
<b>Totals</b>	<b>.941</b>	<b>106</b>	<b>9</b>	<b>7</b>	<b>1</b>	<b>17</b>	<b>1</b>		

### CASILLA'S CAREER BESTS

**Low Hit Complete Game:** None  
**Innings Pitched:** 2.1, August 29, 2008 vs. Minnesota  
**Strikeouts:** 4, June 19, 2007 vs. Cincinnati  
**Longest Winning Streak:** 3, August 3, 2007 to May 11, 2008  
**Longest Losing Streak:** 1 (twice), last: August 14, 2008 to present  
**Longest Scoreless Streak:** 21.1, September 18, 2007 to May 6, 2008

# ERIC CHAVEZ

# 3



## THIRD BASE

**Height/Weight:** 6-1 / 220

**Bats/Throws:** Left / Right

**Birthdate:** December 7, 1977

**Opening Day Age:** 31

**Birthplace/Resides:** Los Angeles, California / Paradise Valley, Arizona

**Major League Service:** 10 years, 20 days

**Obtained:** Selected in the 1st round (10th selection overall) of the June, 1996 draft

**Contract Status:** Fifth year of a six-year contract extension through 2010 with a club option for 2011.

## CAREER HIGHLIGHTS

Completed his 11th season as an Athletic in 2008...only Rickey Henderson (14 years) and Mark McGwire (12) have more seasons in an Oakland uniform...ranks among the top 10 in nearly every category on the Oakland career lists...is second in doubles (273) and extra base hits (522), fourth in home runs (229), RBI (776), total bases (2247) and at bats (4642), fifth in hits (1247) and strikeouts (884), sixth in games played (1279) and runs (720) and seventh in walks (556) and slugging percentage (.484)...is sixth in Athletics history in home runs and strikeouts, seventh in extra base hits, tied for seventh in RBI, ninth in total bases and doubles and 10th in slugging...has 115 career home runs in Oakland, which ranks fourth on the all-time Coliseum list...has 223 career home runs as a third baseman, which is an on-going Athletics franchise record...has 1225 career games at third base, which is second most in A's history to Sal Bando who played 1395 games at third in an Oakland uniform and 1446 total as an Athletic...won six consecutive American League Gold Glove awards at third base from 2001-06...only Brooks Robinson, with 16, has more AL Gold Gloves at third base...has started all 27 games at third base for the A's in their five postseason series since 2000...set an Oakland record for fielding percentage by a third baseman with a .987 mark in 2006...led AL third basemen in fielding in 2001 and 2006...led the AL with 95 walks in 2004...was named to *The Sporting News* American League All-Star team as the third baseman and also received the AL Silver Slugger award for third basemen in 2002 when he had a career high 34 home runs to go along with 109 RBI...was named AL Player of the Month in September of 2001...had the first cycle in Coliseum history on June 21, 2000 against Baltimore...was named Minor League Player of the Year by *Baseball America* and also received the J.G. Taylor Spink Award as the Topps/NAPBL Minor League Player of the Year in 1998.

## 2008 HIGHLIGHTS

Was limited to just 23 games in 2008 and has now played just 113 games over the last two seasons...missed the first two months of the season rehabbing from off-season back surgery and played a little over a month before going on the disabled list for a second time on July 2 with a right shoulder inflammation...had season ending surgery to repair the labrum in his right shoulder on August 13...it was his fourth surgery in less than a year as he had three surgeries over a 10-week span in late 2007...batted .247 with two home runs and 14 RBI in his limited time with Oakland...was 8 for 24 (.333) against left-handed pitching and 14 for 65 (.215) against right-handers...went 8 for 17 (.471) with runners in scoring position after batting .203 with RISP over the previous two seasons...was 0 for 3 with the bases loaded and is 11 for 67 (.164) with one grand slam with the bases loaded over his last six years after hitting four grand slams in his first four seasons...hit .234 with two strikes in the count and had 11 of his 22 hits for the season in that situation...committed one error in 15 games at third base for a .978 fielding percentage and also batted .129 (4 for 31) in eight games at designated hitter...the A's won both of the games in which he homered in 2008 and are now 162-52 (.757) when he homers in his career.

**OAKLAND:** Did not play during the spring as he continued his rehab from back surgery...was placed on the 15-day disabled list on March 25 retroactive to March 19 and did not make the A's season opening trip to Japan...had his streak of consecutive Opening Day starts snapped at an Oakland record tying nine...he shares the record with Sal Bando (1968-76) and Terry Steinbach (1988-96)...it marked the first time he has not been on the A's Opening Day roster since 1998...was transferred to the 60-day DL on April 24...began his rehab assignment with Triple-A Sacramento on May 15 and hit .367 (11 for 30) with two home runs and three RBI in nine games with the River Cats...appeared in five games at third base and four at designated hitter before he was reinstated from the DL on May 29...made seven of his first 11 starts at third base and then started each of the A's eight games from June 13 to 21 at third...was batting .284 through games of June 21 but appeared in just four of the A's next nine games, all at designated hitter...went 1 for 15 in those four games to drop his average to .247...went 0 for 3 with a walk in a start at DH on July 1 at Los Angeles and was placed on the 15-day DL the next day with a right shoulder inflammation...it was his second stint on the DL in 2008 and his third since July 27, 2007...ended up starting 23 of the A's 30 games while he was on the active roster (15 at third base, eight at designated hitter)...had three three-hit games, four two-hit games and five one-hit games...was transferred to the 60-day DL on August 6 and had season ending shoulder surgery on August 13.



## CAREER

**2007**—Appeared in just 90 games as he spent the final two months of the season on the disabled list...was placed on the DL on August 3 retroactive to July 27 with lower back spasms and had three surgeries over a 10-week span...had surgery to repair a torn labrum on his right shoulder on September 5, microdiscectomy surgery on his back on October 9 and a left shoulder debridement on November 16...hit a career low .240, marking the fourth consecutive season his average has decreased...committed just six errors in 88 games at third base for a .9751 fielding percentage...did not qualify for the league leaders but his percentage was second best among AL third basemen with 81 or more games (Iwamura, TB .9753)...started a team leading 87 games at third...10 of his 15 home runs came in Oakland, 12 came off right-handed pitching, 10 were solo shots and nine were with two strikes...the A's were 10-5 in games in which he homered...hit .204 with runners in scoring position...batted .197 against a pitcher the first time he saw him in a game and .291 after that...was batting .230 with five home runs and 21 RBI over his first 46 games through May 27...then hit .297 with seven home runs and 12 RBI over a 17-game span from May 28 to June 15...finished the season by batting .222 with three home runs and 13 RBI over his final 27 games...made the A's Opening Day roster for the ninth consecutive season and also made his Oakland record tying ninth consecutive Opening Day start...the nine Opening Day starts also tie for second most in Oakland history to Rickey Henderson (12) and tie Sal Bando and Carney Lansford for the most by an Oakland third baseman...batted .186 in May, which was his second lowest average ever in a month to his .179 in June of 2006 (min. 50 at bats)...went 1 for 31 with runners in scoring position from May 12 to June 8...hit his second career walk-off home run in the A's 5-4 win over Boston on June 4, a solo shot with two outs in the bottom of the 11th inning off Kyle Snyder...it was his fourth career game-ending hit...went 0 for 6 with his first career four-strikeout game on June 12 at Houston...then homered in three consecutive games from June 13 to 15, the fourth time he has done that in his career...it was the first time since August 26-28, 2004...started each of the A's first four games after the All-Star Break...then missed the next four games from July 16-20 and made just three starts over the A's final 17 games before going on the DL on August 3...pinch ran on July 24 at Los Angeles, his first appearance as a pinch runner since July 31, 2000 against Toronto...also pinch ran the next day and scored both times...missed 60 games while on the DL...was transferred to the 60-day DL on September 1.

**2006**—Won his sixth consecutive American League Gold Glove award at third base, joining Brooks Robinson (16) and Buddy Bell (6) as the only AL third basemen with six or more Gold Gloves...is one of just six third basemen in Major League history with six or more along with Mike Schmidt (10), Scott Rolen (7) and Robin Ventura (6)...joins Dwayne Murphy as the only two Athletics with six Gold Gloves...led the Majors and set an Oakland record for fielding percentage by a third baseman as he committed just five errors in 134 games for a .987 fielding percentage...shattered the previous mark of .980 by Carney Lansford in 1987...it was the second time he led the AL in fielding (2001)...it was the fourth best fielding percentage by a third baseman in AL history and was second best by an Athletic to Hank Majeski's .988 with Philadelphia in 1947...also led ML third basemen with an Oakland record 43 double plays...had the most double plays by an AL third baseman since Gary Gaetti had 46 for Minnesota in 1983...batted .241 with 22 home runs and 72 RBI in 137 games but did not spend any time on the disabled list...was bothered by tendinitis in both of his forearms and also had hamstring problems for much of the season...the batting average was second lowest in the AL to the Royals Angel Berroa (.234)...however, walked 84 times, which was second most in his career...reached the 20 home run plateau for the seventh consecutive season...is the fourth player in Oakland history with at least seven 20-homer seasons (McGwire 9, Jackson 8, Canseco 7) and only he and Reggie did it in consecutive seasons...batted .285 with 13 home runs and 43 RBI over his first 52 games through June 6...then hit .214 with nine home runs and 29 RBI over his final 85 games...his batting average included a .197 mark against left-handed pitchers, a .202 average with runners in scoring position, a .213 mark on the road and a .137 average in interleague play...his road batting average was the lowest in the AL, his average with RISP was third lowest and his interleague average tied for third lowest in the Majors...set an Oakland record for consecutive errorless games by a third baseman with a 65-game streak from May 1 to August 4...broke the previous mark of 59 set by Mike Gallego from May 11, 1985 to May 15, 1990...made his eighth consecutive Opening Day start at third base...had his lone two-homer game of the season on April 11 at Minnesota...hit his 192nd career home run as a third baseman on April 24 at Texas, breaking Sal Bando's franchise record...finished April with a .301 batting average, nine home runs and 20 RBI...did not bat higher than .253 in any of the remaining months...hit his 200th career home run on May 2 at Los Angeles, a three-run shot off John Lackey in the first inning...it was his 10th home run of the season but he would go on to hit just 12 home runs over his final 112 games...batted .179 in June, which was

## MOST HOME RUNS, ATHLETICS THIRD BASEMAN (SINCE 1901)

### SEASON

32	Eric Chavez, 2001
31	Sal Bando, 1969
29	Eric Chavez, 2004
29	Eric Chavez, 2003
29	Eric Chavez, 2002

### CAREER

223	Eric Chavez
191	Sal Bando
86	Carney Lansford
79	Wayne Gross
65	Ed Charles

\*only includes home runs hit as third baseman

the lowest one-month average of his career...was batting .366 with runners in scoring position on June 3 but went 11 for 88 (.125) with RISP the rest of the way...including a 0 for 25 streak from June 3 to July 7...had 11 total chances on June 17 against Los Angeles (NL), tying an Oakland record for total chances by a third baseman (Bill Almon, June 10, 1983 vs. Chicago)...had nine assists in the game, which also tied an Oakland record for the third time...hit .173 with five doubles, one home run and four RBI over a 37-game span from June 18 to August 11...that included a 17-game stretch without an RBI from June 18 to July 18, matching the longest such streak of his career (April 12-30, 1999)...homed just twice over a 56-game stretch from June 17 to August 30...batted eighth on July 24 against Boston, the first time he started in the eight spot in the order since September 26, 2001 against Anaheim...homed August 13 against Tampa Bay to snap a season long 20-game, 74-at bat homerless streak...started all seven of the A's postseason games at third base and hit .217 with two home runs and three RBI...has started all 27 games at third base for the A's in their five postseason series since 2000 and has a .222 (24 for 108) career average in the postseason.

**2005**—Won his fifth consecutive American League Gold Glove award at third base...led the A's in nearly every offensive category including games (160), at bats (625), runs (92), hits (168), doubles (40), home runs (27), RBI (101), walks (58), strikeouts (129), total bases (291), extra base hits (68) and sacrifice flies (9)...the games, at bats, hits, strikeouts and sacrifice flies were career highs...however, batted just .269 with a .329 on-base percentage and a .466 slugging percentage...led or tied for the team lead in home runs for the fourth consecutive season to become the first Athletic to lead his team in home runs four straight years since Norm Siebern led the Kansas City A's from 1960-63...it was his sixth consecutive season with 25 or more home runs and he is one of two players in Athletics history to with at least six straight seasons of 25 or more home runs...Jimmie Foxx had seven from 1929-35...is one of five players in Athletics history with six 25-homer seasons (Mark McGwire 8, Foxx and Reggie Jackson 7, Bob Johnson 6)...had at least 100 RBI for the fourth time in his career to become the fifth player in Oakland history to reach the 100 RBI plateau at least four times (Canseco 5; Giambi, McGwire and Tejada, 4)...tied for the A's team lead with four intentional walks which were the fewest ever by an Oakland team leader...his 40 doubles tied for eighth in the AL...also tied for fourth in the AL in sacrifice flies, ranked sixth in strikeouts and was tied for eighth in games played...had 71 two-strike hits which were sixth most in the AL and 28 go-ahead RBI which tied for sixth most...the A's were 21-3 in games in which he homered...batted .309 with 24 of his 27 home runs and 82 of his 101 RBI in A's victories and .214 in A's losses...ranked sixth among AL third basemen with a .966 fielding percentage...made a team leading 104 starts batting clean-up...batted .190 with two home runs and 11 RBI over his first 37 games, .321 with 19 HR and 64 RBI over his next 87 games from May 16 to August 24, and .221 with 6 HR and 26 RBI over his final 36 games...hit .379 in June, which was his best one month average ever...went into the All-Star Break with a .272 batting average, matching his best mark ever at the break (2000)...then hit .265 after the break, the first time in his career he had a higher batting average before the break than after the break...made his seventh consecutive Opening Day start at third base...went 13 consecutive games without an extra base hit from May 1 to 15, matching the longest such streak of his career...homed in back-to-back games on May 17 and 18 to snap a 25-game, 103-at bat homerless streak...hit his fifth career grand slam on June 2 against Toronto...was named AL Player of the Week for the second time in his career for the week of May 30 to June 5 when he hit .357 with three home runs, nine RBI and seven runs scored...was a perfect 5 for 5 with a double, two home runs and four RBI on June 12 at Atlanta...it was his first career five-hit game and he tied the Oakland record for hits in a game...started all three games of the New York Mets series from June 14-16 at designated hitter, his first starts at DH since September 21, 2002...doubled on July 1 against Chicago for the 200th double of his career...had his second two-homer game of the season on July 25 against Cleveland...appeared in each of the A's first 123 games before missing the game on August 23 at Detroit...was not with the club that day following the birth of his first child Diego on August 22...it was the longest consecutive games played streak of his career...singled off Scot Shields in the eighth inning on August 31 at Los Angeles for the 1000th hit of his career...it came in his 1000th career game...had back-to-back four RBI games on September 7 against Seattle and September 9 at Texas...had two home runs and five RBI on September 18 at Boston.

**2004**—Won his fourth consecutive American League Gold Glove award at third base...appeared in just 125 games as he was on the disabled list from June 2 to July 9 with a broken bone in his right hand...despite the limited playing time he led the AL with a career high and team leading 95 walks...also led the A's with 29 home runs...tied for fifth in the AL with a career high .397 on-base percentage...was also tied for fifth in the AL in grounded into double plays (21) and ranked eighth in pitches per plate appearance (4.05)...12 of his home runs came with two strikes which was sixth most in the AL...tied for eighth in the AL with a team leading 10 intentional walks...batted .306 against left-handed pitching and .257 against right-handers after entering the season with a .221 career average against southpaws and .297 against righties...batted exclusively in the three spot in the batting order...appeared in 125 games at third base, all starts, and ranked second among AL third basemen with a .968 fielding percentage...had a 47-game errorless streak from May 21 to August 22...in addition to his games at third base, he also made his second career appearance in the outfield on April 19 at Seattle when he played left field...agreed to terms on a six-year contract extension through 2010 with a club option for 2011 on March 18...was on his sixth straight Opening Day roster and

FRONT OFFICE  
2009 ATHLETICS  
REVIEW  
RECORDS  
HISTORY  
OPPONENTS  
PLAYER DEVELOPMENT  
MISCELLANEOUS

made his sixth straight Opening Day start at third base...had his 10th career two-homer game on May 4 against New York...drove in the 500th run of his career on May 29 at Cleveland...was batting .246 with 13 home runs, 35 RBI and a .372 on-base percentage in 49 games when he was hit by a Damaso Marte pitch in the 11th inning on June 1 against Chicago...the pitch broke a bone in his right hand and he missed 33 games...ranked second in the AL in home runs at the time of the injury...made a three-game rehab appearance with Triple-A Sacramento from July 5-7 and was reinstated from the DL on July 9...hit .295 with 16 home runs, 42 RBI and a .413 on-base percentage over his final 76 games...reached base safely via hit or walk in 28 consecutive games from May 20 to July 29 and hit .340 with a .478 on-base percentage over that span...had his 11th career two-homer game on August 20 at Tampa Bay...scored the 500th run of his career on September 25 at Anaheim.

**2003**—Won his third consecutive American League Gold Glove award at third base...led AL third basemen with 101 RBI and tied for the lead with 29 home runs...drove in 100 runs for the third consecutive season and is one of nine players in Athletics history with at least three straight 100 RBI seasons (Baker, Canseco, Foxx, Giambi, Johnson, Simmons, Tejada, Zernial)...posted career highs in runs (94), triples (5) and total bases (302) and matched his best in stolen bases (8)...led the A's in batting (.282), home runs, multiple hit games (46), total bases and extra base hits (73)...tied for 10th in the AL in doubles (39) and was tied for eighth in intentional walks (10)...tied for ninth in the AL with 26 go-ahead RBI...batted .220 against southpaws compared to .312 against right-handers...set an Oakland record for assists by a third baseman with a Major League leading 343...also led Major League third basemen and posted career highs in total chances (482) and putouts (125)...tied for the lead in double plays (33)...committed 14 errors and finished third in the AL with a .971 fielding percentage...appeared in a career high 154 games at third base, the most by an Athletic since Sal Bando in 1976 (155)...was batting .257 with 17 HR and 50 RBI in 87 games at the All-Star Break but then hit .313 with 12 HR and 51 RBI in 69 games after the break...made his fifth consecutive Opening Day start at third base...homered in three straight games at Seattle, April 15-17, the first time he has homered in three straight games in his career...did it again on June 24-26 at Texas...had his first two homer game of the season on August 6 at Detroit and added five RBI...added a second two-homer game on September 11 against Anaheim...batted .322 in August and .313 in September...then went 1 for 22 with no RBI in the ALDS against Boston...started the series 0 for 17...committed two errors in Game 3, both in the second inning which tied a postseason record for errors in an inning by a third baseman...became the first third baseman to commit two errors in an ALDS game.

**2002**—Named to *The Sporting News* American League All-Star team as the third baseman and also received the AL Silver Slugger award for third basemen...also won the AL Gold Glove award at third base for the second consecutive season...reached the 30 home run and 100 RBI plateau for the second consecutive season as he hit a career high 34 home runs and added 109 RBI...matched his career best in stolen bases (8)...led the A's in stolen bases, extra base hits (68) and strikeouts (119) and tied for the lead in home runs...tied for seventh in the AL in home runs and was ninth in RBI...also ranked sixth in the AL with a career high 13 intentional walks...the A's were 23-7 in games in which he homered...16 of his 34 home runs came with men on base, including 11 two-run, four three-run and one grand slam on May 11 against Toronto...is the eighth player in Athletics history to hit 30 home runs in back-to-back seasons (Canseco, Foxx, Giambi, Kingman, McGwire, Simmons, Tejada)...batted .209 against left handed pitchers and .301 against right-handers...batted .311 with runners in scoring position but just .208 with RISP and two outs...had a .961 fielding percentage which was fifth best in the AL as he led the circuit in total chances (438), putouts (120) and assists (301)...hit his first career Opening Day home run on April 1 against Texas...had his first of four two homer games on April 9 at Texas...also homered twice on June 4 against Seattle, August 1 against Detroit and August 19 at Cleveland...did not reach base on April 11, snapping a string of 37 consecutive games reaching base dating back to August 28, 2001...homered on April 14 at Anaheim but the A's lost, snapping a streak of 23 consecutive A's wins in games in which he homered...that equaled the fourth longest such streak in Major League history...made his professional debut in the outfield on May 7 against Boston when he played left field...snapped a career long 0 for 26 streak on July 18 against Anaheim...hit .300 with 10 home runs and 30 RBI in 28 games in August, the best one month home run and RBI total of his career...earned AL Player of the Week honors for the week ending August 25 when he hit .367 with four home runs, 13 RBI and 10 runs scored...including a two home run, five RBI performance on August 19 at Cleveland...hit his 100th career home run on August 20 at Cleveland off Jake Westbrook...hit .381 in the Division Series against Minnesota and had a team leading five RBI...including his first career postseason home run, a three-run shot off Joe Mays in the first inning of Game 2...hit safely in all five games...played in the 2002 All-Star Series in Japan following the season and hit .294 with a home run and three RBI in seven games.

**2001**—Hit 32 home runs and drove in 114 runs to break Sal Bando's franchise record for home runs and RBI by a third baseman (31, 113 in 1969)...his RBI total was second among Major League third basemen and he finished

## MOST SEASONS IN AN OAKLAND UNIFORM

14	Rickey Henderson
12	Mark McGwire
11	Eric Chavez
11	Terry Steinbach
10	Rick Langford
10	Carney Lansford
10	Dwayne Murphy
10	Mike Norris
10	Joe Rudi
10	Curt Young

second among AL third basemen in home runs...also won the Gold Glove Award for AL third baseman to become the seventh Athletic to win the award, the first third baseman...led AL third basemen with a .972 fielding percentage, 433 total chances and 321 assists...joins Carney Lansford (1987, 1988 and 1990) as the only Oakland third basemen to lead the league in fielding...had career highs in batting (.288), doubles (43), RBI and stolen bases (8)...ranked fourth in the AL in doubles, tied for ninth in extra base hits (75) and 10th in RBI...put up his best numbers during the second half of the season as he hit .340 with 21 home runs and 68 RBI in 69 games after the All-Star Break...the A's were 25-4 in games in which he homered...had his first career two homer game on April 26 at Chicago and added six RBI...hit his first career game ending home run on June 20 against Seattle, belting a two-out, three-run home run off Sasaki in a 6-4 A's win...had two home runs and six RBI on July 20 at Kansas City and also scored a career high four runs in the game...made his first career appearance at first base on August 21 against Cleveland...had a 14-game hitting streak from August 4 to 19 and a 13-game hitting streak from September 10 to 30...reached base safely via hit or walk in each of his final 31 regular season games...had his third career two homer game on August 30 at Baltimore and drove in eight runs, a new career high...hit his third career grand slam in the eighth...hit .370 in September with eight home runs and 26 RBI and was named American League Player of the Month...hit .143 in five starts at third base in the ALDS against New York.

**2000**—Was having a roller coaster season the first four months of the year before picking up the pace following the injury to Olmedo Saenz on July 31...hit .310 in April, .188 in May, .355 in June and .226 in July...was hitting .270 with 14 home runs and 47 RBI in 98 games through July 31...hit .320 in August and batted .289 from August 1 until the end of the season with 12 home runs and 39 RBI in 55 games...then batted .333 in the American League Division Series against New York, including a three-hit performance in Game 1...finished the regular season with a .197 average against left handed pitching which ranked lowest in the American League and second lowest in the majors...homed off the Indians Chuck Finley on April 10, his first career home run off a left-handed pitcher...had

five RBI on April 14 at Boston when he hit his second career grand slam (Brian Rose)...had a career high 15-game hitting streak from May 27 to June 18...hit for the cycle on June 21 against Baltimore for his first career four-hit game...it was the first cycle in Coliseum history by any player...at the age of 22 years, 197 days, he became the eighth youngest player in Major League history to hit for the cycle...agreed to a four-year contract extension two days later on June 23...had an inside the park home run on August 8 at Yankee Stadium...his .951 fielding percentage ranked seventh among AL third basemen.

**1999**—Got off to a slow start offensively but began to get back on track after the All-Star Break before a foot injury interrupted his

season in mid-August...finished the year with a .247 batting average but tied for third among American League rookies with 46 walks...his .961 fielding percentage ranked second among AL third basemen with 100 or more games...was the A's Opening Day starter at third base and at the age of 21 years, 119 days, he was the A's youngest Opening Day starter since Rickey Henderson in 1980 (21 years, 106 days)...made his professional debut at shortstop on April 29 against Cleveland...hit his first Major League home run on May 15 against Minnesota off LaTroy Hawkins in his 136th career at bat...hit .184 against left-handers and .257 with all 13 of his home runs against right-handers...hit his first career grand slam on July 21 at Seattle off Ken Cloude...was batting .324 in his first 31 games after the break before landing on the disabled list on August 21 with torn plantar fascia in his right foot...was sent to Vancouver on a rehab assignment during the Pacific Coast League Championship Series against Oklahoma and hit .462 with a home run and two RBI in four games...returned to Oakland on September 19 and hit .150 over his final 13 games...his .462 pinch batting average was second among AL pinch-hitters with at least 10 at bats.

**1998**—Was named Minor League Player of the Year by *Baseball America* and also received the J.G. Taylor Spink Award as the Topps/NAPBL Minor League Player of the Year...made his Major League debut with Oakland in just his second season of professional baseball...batted a combined .327 with 33 HR and 126 RBI in 135 games at his two minor league stops in Double-A Huntsville and Triple-A Edmonton...the RBI total ranked third in all of minor league baseball as did his 79 extra base hits...also ranked tied for second in total bases (319) and tied for fifth in doubles (45)...was brought up to Oakland at the conclusion of Edmonton's season on September 8 and struck out as a pinch-hitter for Mike Blowers in his ML debut that night against Baltimore...started the next day at third base against the Orioles and collected his first ML hit with a second inning single off Juan Guzman...was named as the third baseman on the Southern League Postseason All-Star Team...finished third in the SL in batting (.328), second in slugging (.612) and tied for fourth in home runs (22)...was also named to the Topps/NAPBL Double-A All-Star Team and the Howe Sportsdata All-Star Team...played for Peoria in the Arizona Fall League and hit .311 with a home run and eight RBI in 11 games.

**1997**—Was named to the California League Post-Season All-Star Team at third base in his first professional season...drove in 100 runs for Single-A Visalia which led the team and tied for fourth in the Cal League...it was fifth

**MOST GOLD GLOVES,  
MAJOR LEAGUE THIRD  
BASEMAN**

16	Brooks Robinson
10	Mike Schmidt
7	Scott Rolen
6	<b>Eric Chavez</b>
6	Buddy Bell
6	Robin Ventura

most in the A's farm system...also led the Oaks with 18 home runs and 141 hits and tied for the team lead with 30 doubles...was 0 for 6 in two playoff games for Visalia...was rated as the best defensive third baseman in the Cal League by *Baseball America*.

## PERSONAL/MISCELLANEOUS

Eric Cesar Chavez was signed by Ron Vaughn on August 27, 1996...graduated from Mount Carmel High School in 1996...was a two-time *Baseball America* High School All-America selection...was the only junior on the 1995 squad after batting .537 with 9 HR, 35 RBI and 51 steals and then hit .458 his senior season with 11 HR, 24 RBI and 33 stolen bases...co-hosted the annual Chavez-Kotsay Bowling Bash in 2005 and 2006 to benefit the Boys and Girls Club of Oakland...donates tickets to local fire and police stations each season and hosts an on-field autograph session for their children...is a member of the Oakland Action Team, a national youth volunteer initiative administered by the Major League Baseball Players Trust and Volunteers of America that is actively recruiting the next generation of volunteers...was the recipient of the 2004 Dave Stewart Community Service Award which is given annually to an A's player for outstanding work in the community...he and his wife, Alex, have a son, Diego, and a daughter, Dolce.

## LIFETIME PLAYING RECORD

Year	Club	AVG.	G	AB	R	H	2B	3B	HR	RBI	SH	SF	HP	BB	SO	SB	CS	SLG	OBP	E
1997	Visalia	.271	134	520	67	141	30	3	18	100	3	2	2	37	91	13	7	.444	.321	32
1998	Huntsville	.328	88	335	66	110	27	1	22	86	3	3	1	42	61	12	4	.612	.402	14
	Edmonton	.325	47	194	38	63	18	0	11	40	0	2	1	12	32	2	3	.588	.364	7
	OAKLAND	.311	16	45	6	14	4	1	0	6	0	0	0	3	5	1	1	.444	.354	0
1999	OAKLAND	.247	115	356	47	88	21	2	13	50	0	0	0	46	56	1	1	.427	.333	9
2000	OAKLAND	.277	153	501	89	139	23	4	26	86	0	5	1	62	94	2	2	.495	.355	18
2001	OAKLAND	.288	151	552	91	159	43	0	32	114	0	7	4	41	99	8	2	.540	.338	12
2002	OAKLAND	.275	153	585	87	161	31	3	34	109	0	2	1	65	119	8	3	.513	.348	17
2003	OAKLAND	.282	156	588	94	166	39	5	29	101	0	3	1	62	89	8	3	.514	.350	14
2004	OAKLAND	.276	125	475	87	131	20	0	29	77	0	4	3	95	99	6	3	.501	.397	13
	Sacramento	.308	3	13	2	4	1	0	0	0	0	0	0	1	2	0	0	.385	.357	0
2005	OAKLAND	.269	160	625	92	168	40	1	27	101	0	9	2	58	129	6	0	.466	.329	15
2006	OAKLAND	.241	137	485	74	117	24	2	22	72	0	6	1	84	100	3	0	.435	.351	5
2007	OAKLAND	.240	90	341	43	82	21	2	15	46	0	4	0	34	76	4	2	.446	.306	6
2008	Sacramento	.367	9	30	7	11	3	0	2	3	0	0	0	3	7	0	0	.667	.424	0
	OAKLAND	.247	23	89	10	22	7	0	2	14	0	0	0	6	18	0	0	.393	.295	1
<b>ML Totals</b>		<b>.269</b>	<b>1279</b>	<b>4642</b>	<b>720</b>	<b>1247</b>	<b>273</b>	<b>20</b>	<b>229</b>	<b>776</b>	<b>0</b>	<b>40</b>	<b>13</b>	<b>556</b>	<b>884</b>	<b>47</b>	<b>17</b>	<b>.484</b>	<b>.346</b>	<b>110</b>

## CAREER TRANSACTIONS

**1996** — Selected by the Oakland Athletics organization in the 1st round (10th selection overall) of the free agent draft, June 2. **1999** — On disabled list, August 21 to September 19; included rehabilitation assignment to Vancouver, September 14 to 19. **2004** — On disabled list, June 2 to July 9; included rehabilitation assignment to Sacramento, July 5 to 9. **2007** — On disabled list, July 27 to end of season. **2008** — On disabled list, March 19 to May 28; included rehabilitation assignment to Sacramento, May 15 to 28. On disabled list, July 2 to November 13.

## DIVISION SERIES RECORD

Year	Club/Opp.	AVG.	G	AB	R	H	2B	3B	HR	RBI	SH	SF	HP	BB	SO	SB	CS	SLG	OBP	E
2000	OAK vs. NY	.333	5	21	4	7	3	0	0	4	0	0	0	0	5	0	0	.476	.333	0
2001	OAK vs. NY	.143	5	21	0	3	1	0	0	0	0	0	0	0	5	0	0	.190	.143	1
2002	OAK vs. MIN	.381	5	21	3	8	0	0	1	5	0	0	0	2	1	0	0	.524	.435	0
2003	OAK vs. BOS	.045	5	22	1	1	1	0	0	0	0	0	0	1	3	1	0	.091	.087	2
2006	OAK vs. MIN	.200	3	10	2	2	1	0	1	1	0	0	0	2	4	0	0	.600	.333	0
<b>Totals</b>		<b>.221</b>	<b>23</b>	<b>95</b>	<b>10</b>	<b>21</b>	<b>6</b>	<b>0</b>	<b>2</b>	<b>10</b>	<b>0</b>	<b>0</b>	<b>0</b>	<b>5</b>	<b>18</b>	<b>1</b>	<b>0</b>	<b>.347</b>	<b>.260</b>	<b>3</b>

## LEAGUE CHAMPIONSHIP SERIES RECORD

Year	Club/Opp.	AVG.	G	AB	R	H	2B	3B	HR	RBI	SH	SF	HP	BB	SO	SB	CS	SLG	OBP	E
2006	OAK vs. DET	.231	4	13	1	3	1	0	1	2	0	0	0	2	4	0	0	.538	.333	1

**VS. THE AMERICAN LEAGUE**

2008		CAREER								
AVG.	AB	H	HR	RBI	vs. TEAM	AVG.	AB	H	HR	RBI
—	0	0	0	0	Baltimore	.291	275	80	20	41
—	0	0	0	0	Boston	.282	259	73	12	47
—	0	0	0	0	Chicago	.258	236	61	11	42
—	0	0	0	0	Cleveland	.264	280	74	15	48
.500	4	2	1	3	Detroit	.280	207	58	13	39
—	0	0	0	0	Kansas City	.268	280	75	13	60
.263	19	5	4	4	Los Angeles	.265	505	134	19	80
—	0	0	0	0	Minnesota	.261	291	76	14	44
.182	11	2	0	0	New York	.255	278	71	15	39
—	0	0	0	0	Oakland	—	0	0	0	0
—	0	0	0	0	Seattle	.285	505	144	29	84
—	0	0	0	0	Tampa Bay	.278	277	77	14	58
.308	13	4	0	0	Texas	.252	536	135	26	88
.000	4	0	0	0	Toronto	.296	233	69	7	32

**VS. THE NATIONAL LEAGUE**

2008		CAREER								
AVG.	AB	H	HR	RBI	vs. TEAM	AVG.	AB	H	HR	RBI
.200	10	2	1	2	Arizona	.200	30	6	2	6
—	0	0	0	0	Atlanta	.458	24	11	4	8
—	0	0	0	0	Chicago	—	0	0	0	0
—	0	0	0	0	Cincinnati	.105	19	2	1	4
—	0	0	0	0	Colorado	.200	20	4	1	2
.333	9	3	0	2	Florida	.412	17	7	0	3
—	0	0	0	0	Houston	.269	26	7	2	4
—	0	0	0	0	Los Angeles	.256	39	10	3	9
—	0	0	0	0	Milwaukee	.333	12	4	1	2
—	0	0	0	0	New York	.250	24	6	0	2
.000	7	0	0	0	Philadelphia	.207	29	6	2	6
—	0	0	0	0	Pittsburgh	.250	12	3	0	1
—	0	0	0	0	St. Louis	.500	2	1	1	1
—	0	0	0	0	San Diego	.171	41	7	0	2
.333	12	4	0	3	San Francisco	.253	166	42	4	22
—	0	0	0	0	Washington	.211	19	4	0	2

**MONTHLY BREAKDOWN**

2008		CAREER								
AVG.	AB	H	HR	RBI	by MONTH	AVG.	AB	H	HR	RBI
—	0	0	0	0	April	.256	785	201	40	117
.333	12	4	0	0	May	.246	840	207	33	124
.243	74	18	2	14	June	.269	785	211	43	147
.000	3	0	0	0	July	.272	673	183	32	102
—	0	0	0	0	August	.300	786	236	44	141
—	0	0	0	0	September	.267	723	193	35	134
—	0	0	0	0	October	.320	50	16	2	11

**BATTING BREAKDOWN**

2008		CAREER								
AVG.	AB	H	HR	RBI	by CATEGORY	AVG.	AB	H	HR	RBI
.239	46	11	1	7	Home	.277	2237	619	115	385
.256	43	11	1	7	Road	.261	2405	628	114	391
.261	23	6	0	4	Day	.275	1636	450	83	286
.242	66	16	2	10	Night	.265	3006	797	146	490
.247	89	22	2	14	Grass	.268	4210	1129	215	714
—	0	0	0	0	Turf	.273	432	118	14	62
.247	89	22	2	14	Pre-ASG	.255	2623	670	122	410
—	0	0	0	0	Post-ASG	.286	2019	577	107	366
.333	24	8	0	4	vs. LHP	.240	1385	332	48	215
.215	65	14	2	10	vs. RHP	.281	3257	915	181	561
.471	17	8	2	13	RISP	.270	1212	327	46	516
.000	3	0	0	0	Bases Loaded	.287	143	41	5	124
—	0	0	0	0	Pinch Hitter	.270	37	10	0	7
.129	31	4	0	4	Designated Hitter	.202	104	21	6	16

**BALLPARK BREAKDOWN**

	AVG.	AB	H	HR	RBI
Angel Stadium	.255	251	64	7	36
AT&T Park	.256	82	21	2	7
Camden Yards	.273	150	41	12	25
Candlestick Park	.143	7	1	0	0
Chase Field	.174	23	4	1	5
Cinergy Field	.200	10	2	1	2
Coliseum	.277	2237	619	115	385
Comerica Park	.295	88	26	5	18
Coors Field	.176	17	3	0	1
Dodger Stadium	.375	8	3	1	3
Dolphin Stadium	.500	8	4	0	1
Fenway Park	.260	131	34	5	24
Kauffman Stadium	.299	154	46	9	40
Kingdome	.417	12	5	0	2
Metrodome	.256	160	41	7	24
Minute Maid Park	.267	15	4	2	4
PETCO Park	.077	13	1	0	0
PNC Park	.250	12	3	0	1
Progressive Field	.253	154	39	6	27
Quakom Stadium	.176	17	3	0	2
Rangers Ballpark	.243	292	71	15	45
RFK Stadium	.222	9	2	0	0
Rogers Centre	.306	108	33	1	8
Safeco Field	.284	250	71	15	41
Shea Stadium	.333	12	4	0	1
Tiger Stadium	.188	16	3	1	3
Tropicana Field	.255	141	36	5	23
Turner Field	.583	12	7	3	6
U.S. Cellular Field	.228	114	26	7	21
Veterans Stadium	.273	11	3	1	5
Yankee Stadium	.211	128	27	8	16

**FIELDING STATISTICS**

First Base							
YEAR	PCT.	G	PO	A	E	TC	DP
2001	—	1	0	0	0	0	0
Totals	—	1	0	0	0	0	0

Third Base							
YEAR	PCT.	G	PO	A	E	TC	DP
1998	1.000	13	11	21	0	32	2
1999	.961	105	69	155	9	233	13
2000	.951	146	91	256	18	365	17
2001	.972	149	100	321	12	433	27
2002	.961	143	120	301	17	438	24
2003	.971	154	125	343	14	482	33
2004	.968	125	113	276	13	402	31
2005	.966	153	121	302	15	438	28
2006	.987	134	105	281	5	391	43
2007	.975	88	66	169	6	241	16
2008	.978	15	12	32	1	45	4
Totals	.969	1225	933	2457	110	3500	238

Shortstop							
YEAR	PCT.	G	PO	A	E	TC	DP
1999	—	2	0	0	0	0	0
2000	1.000	2	1	0	0	1	0
2001	—	1	0	0	0	0	0
Totals	1.000	5	1	0	0	1	0

Outfield							
YEAR	PCT.	G	PO	A	E	TC	DP
2002	—	1	0	0	0	0	0
2004	1.000	1	2	0	0	2	0
Totals	1.000	2	2	0	0	2	0

## CHAVEZ'S CAREER BESTS

**Hits:** 5, June 12, 2005 at Atlanta; 4 (seven times), last: April 16, 2006 vs. Texas

**Home Runs:** 2 (15 times), April 11, 2006 at Minnesota; September 18, 2005 at Boston; July 25, 2005 vs. Cleveland; June 12, 2005 at Atlanta; August 20, 2004 at Tampa Bay; May 4, 2004 vs. New York (AL); September 11, 2003 vs. Anaheim; August 6, 2003 at Detroit; August 19, 2002 at Cleveland; August 1, 2002 vs. Detroit; June 4, 2002 vs. Seattle; April 9, 2002 at Texas; August 30, 2001 at Baltimore; July 20, 2001 at Kansas City; April 26, 2001 at Chicago (AL)

**Runs Batted In:** 8, August 30, 2001 at Baltimore; 6, July 20, 2001 at Kansas City; 6, April 26, 2001 at Chicago (AL); 5 (four times), last: September 18, 2005 at Boston

**Stolen Bases:** 1 (47 times), last: June 24, 2007 at New York (NL)

**Hitting Streak:** 15, May 27 to June 18, 2000

**Hitless Streak (At Bats):** 26, July 11 to 18, 2002

**Grand Slams:** 5, June 2, 2005 vs. Toronto (Josh Towers); May 11, 2002 vs. Toronto (Justin Miller); August 30, 2001 at Baltimore (Alan Mills); April 14, 2000 at Boston (Brian Rose); July 21, 1999 at Seattle (Ken Cloude).

**Pinch-Hit Home Runs:** None.

**Inside-The-Park Home Runs:** 1, August 8, 2000 at New York (AL) (Roger Clemens).

**Game Ending Home Runs:** 2, June 4, 2007 vs. Boston (Kyle Snyder); June 20, 2001 vs. Seattle (Kazuhiro Sasaki).

**Lead Off Home Runs:** None.

## YUNG-CHI CHEN

# 40

### INFIELDER

**Height/Weight:** 5-11 / 170

**Bats/Throws:** Right / Right

**Birthdate:** July 13, 1983

**Opening Day Age:** 25

**Birthplace/Resides:** Taitung County, Taiwan / Taitung County, Taiwan

**Major League Service:** None

**Obtained:** Claimed on waivers from Seattle, November 12, 2008

**Contract Status:** First year of a one-year contract through 2009.



## CAREER HIGHLIGHTS

Was claimed on waivers by the A's following the 2008 season after five seasons in the Seattle Mariners farm system...hit .296 with 214 RBI and 76 stolen bases in 354 games...the native of Taiwan played for Chinese Taipei in both the 2004 Summer Olympics in Athens and the 2006 World Baseball Classic...led the Northwest League with 25 stolen bases in 2004...was rated as the Mariners' ninth best prospect by *Baseball America* in 2005...participated in the 2006 All-Star Futures Game in Pittsburgh for the International squad...played for Peoria in the Arizona Fall League in 2007.

## 2008 HIGHLIGHTS

Played for Triple-A Tacoma in the Seattle Mariners organization for the second consecutive season and had his season cut short by injury for the second straight campaign...was batting .249 with three home runs and 25 RBI in 69 games before tearing meniscus in his right knee...was placed on the disabled list on June 26, had surgery, and missed the remainder of the season...had career lows in batting, slugging (.329) and on-base percentage (.309)...batted .288 (19 for 66) against left-handed pitching and .235 (43 for 183) with all three of his home runs and 21 of his 25 RBI against right-handers...had 19 multiple-hit games, all with two hits...committed four errors in 46 games at second base for a .982 fielding percentage...charged with four errors in 20 games at third base for a .939 percentage...hit in every spot in the order except third and fourth and saw his most action with 23 games batting second.

**TACOMA:** Batted .209 over his first 14 games before going 18 for 55 (.327) over a 15-game stretch from April 22 to May 8...that boosted his average to .276...then went 12 for 73 (.164) over his next 19 games, dropping his average to .228 on May 29...had a season best 10-game hitting streak from May 30 to June 9 (15 for 38, .395)...then went 8 for 40 (.200) over his final 11 games...did not homer over his first 35 games and then hit all three of his home runs over a 17-game span from May 16 to June 2...combined for 12 RBI in 50 games in April and May and then had 13 RBI in 19 games in June, including a season high three on June 3 against Salt Lake.

## CAREER

**2007**—Appeared in only five games with Triple-A Tacoma before going on the disabled list with a strained left shoulder on April 11...missed the remainder of the season...played for the Peoria Javelinas in the Arizona Fall League,

batting .339 with 11 runs, three extra-base hits and 12 RBI in 17 games...finished third in the AFL with a .444 on-base percentage, while ranking sixth in average...added to the Mariners 40-man roster on November 20.

**2006**—Split his season between Single-A Inland Empire and Double-A San Antonio...led all Mariners farmhands with a .324 average, tied for the lead with 142 hits, tied for second with 26 stolen bases and ranked fifth with 72 RBI...had an 18-game hitting streak from April 23 to May 13, which tied for fourth longest in the California League...hit .392 during the streak...batted .394 with runners in scoring position...named to the mid-season California League All-Star team...was promoted to San Antonio on June 29...was on the disabled list with a left shoulder sub-luxation, July 21 to August 8...went 0 for 2 in the All-Star Futures Game in Pittsburgh for the International squad.

**2005**—Spent the season with Wisconsin...finished fifth in the Midwest League with 147 hits, while leading his team with seven triples...batted .405 during a season-high 10-game hitting streak from July 31 to August 9...recorded 50 multi-hit games, including 10 three-hit games...named to the mid-season Midwest League All-Star Team and was rated as the Mariners ninth best prospect by *Baseball America* following the season...participated in the 2005 World Cup for Taiwan.

**2004**—Began his professional career with Everett, appearing in 49 games...finished first in the Northwest League in stolen bases (25) and 10th in average (.300)...recorded a season-high nine-game hit streak from June 26 to July 5, hitting .432...played with Chinese Taipei in the 2004 Summer Olympics and hit .208 (5 for 24) with five runs, a double, two walks, four strikeouts and two stolen bases in five games...participated in the 2004 Arizona Instructional League.

**PERSONAL/MISCELLANEOUS**

Yung-Chi Chen was originally signed by Seattle scout Jamey Storvick...attended the National College of Physical Education and Sports in Taoyuan, Taiwan...led NCPES to their first ever Taiwan All-College Championship Crown...was the youngest member of the Taiwan National Team...named All-Star shortstop in Taipei's NBC World Series Championship Crown in Wichita, Kansas, batting .405 with 11 RBI and 17 hits...participated for Chinese Taipei in the 2004 Summer Olympics in Athens...named All-Star 2B for the 2005 World Cup in Holland...played for Chinese Taipei in the inaugural 2006 World Baseball Classic.

**LIFETIME PLAYING RECORD**

Year	Club	AVG.	G	AB	R	H	2B	3B	HR	RBI	SH	SF	HP	BB	SO	SB	CS	SLG	OBP	E
2004	Everett	.300	49	200	37	60	13	1	3	34	1	3	2	16	36	25	3	.420	.353	17
2005	Wisconsin	.292	121	503	77	147	27	7	7	80	1	6	2	37	76	15	6	.416	.339	17
2006	Inland Empire	.342	67	278	49	95	17	3	5	48	2	5	2	22	40	21	7	.478	.388	8
	San Antonio	.295	40	149	22	44	9	2	3	22	4	3	0	18	23	5	3	.443	.365	0
	AZL Mariners	.273	3	11	1	3	1	1	0	2	0	0	1	1	0	0	0	.545	.385	0
2007	Tacoma	.333	5	15	2	5	2	0	0	3	1	2	0	0	3	1	1	.467	.294	1
2008	Tacoma	.249	69	249	37	62	11	0	3	25	5	3	2	21	33	9	2	.329	.309	8

**WORLD BASEBALL CLASSIC**

YEAR	CLUB	AVG	G	AB	R	H	2B	3B	HR	RBI	SH	SF	HB	BB	SO	SB	CS	SLG	OBP	E
2006	Chinese Taipei	.357	3	14	4	5	3	0	1	5	0	0	0	0	3	0	0	.786	.357	1

**CAREER TRANSACTIONS**

**2004** — Signed by the Seattle Mariners as a non-drafted free agent, January 15. **2008** — Claimed on waivers by the Oakland Athletics, November 12.

**ROOKIE RULE**

The Baseball Writers Association of America considers a player a rookie unless during the previous season or seasons he has (a) exceeded 130 at-bats or 50 innings pitched in the major leagues; or (b) accumulated more than 45 days on the active roster of a major league club (excluding military service), during the 25-player limit. The 25-player limit is in effect from Opening Day until August 31.

There are 12 rookies on the A's 40-man roster: Jeff Baisley, Yung-Chi Chen, Ben Copeland, Aaron Cunningham, Gio Gonzalez, Jeff Gray, Javier Herrera, Josh Outman, Cliff Pennington, Landon Powell, Henry Rodriguez and Ryan Webb.





## OUTFIELDER

**Height/Weight:** 6-1 / 191

**Bats/Throws:** Left / Left

**Birthdate:** December 17, 1983

**Opening Day Age:** 25

**Birthplace/Resides:** Bradford, Pennsylvania / Lake Mary, Florida

**Major League Service:** None

**Obtained:** Selected in the Major League Rule 5 draft, December 11, 2008

**Contract Status:** First year of a one-year contract through 2009.

## CAREER HIGHLIGHTS

Was originally selected by San Francisco in the fourth round of the 2005 draft and was the Giants' top pick that year...spent four seasons in the Giants' farm system before the A's selected him in the Rule 5 draft following the 2008 season...has a .283 average with 37 triples and 72 stolen bases in 413 career games in the minors...helped Single-A San Jose to the California League championship in 2007...led the Eastern League and tied for fourth in all of minor league baseball with 13 triples in 2008...played for Scottsdale in the Arizona Fall League in 2008.

## 2008 HIGHLIGHTS

Spent most of the season at Double-A Connecticut, where he batted .261 with five home runs and 42 RBI in 103 games...was transferred to Triple-A Fresno on August 4 and hit .341 with four RBI in 22 games with the Grizzlies...added 11 walks for a .417 on-base percentage...combined for a .276 average, five home runs and 46 RBI in 125 games overall...had a career high 13 triples, all with Connecticut, which led the Eastern League and tied for fourth most in all of minor league baseball...also stole 24 bases, including 21 with the Defenders, which was second on the club...batted .262 (33 for 126) against left-handed pitching and .281 (93 for 331) against right-handers...his average improved each month of the season as he hit .173 in April, .250 in May, .302 in June, .313 in July and .319 in August...was batting .249 at the Double-A All-Star Break but then hit .333 after the break with both Connecticut and Fresno...hit .295 with runners in scoring position but that marked dropped to .213 with RISP and two outs...batted .214 with nine triples and 12 RBI in 51 games at Connecticut's home ballpark and .313 with four triples and 34 RBI in 74 games in all other ballpark's, including Fresno's...appeared in 79 games in right field, 40 in center field and 18 in left field...had 14 assists in 122 games overall in the outfield...had eight double plays with Connecticut, which led EL outfielders...hit in every spot in the order and saw his most action in the first three spots with 38 games batting third, 37 hitting first and 24 in the two spot...hit .207 in the leadoff spot but had a .322 average and all five of his home runs when batting third.

**MINORS:** Hit .173 over his first 23 games but then had four consecutive multiple hit games from May 1 to 4 (11 for 18, .611)...was named Eastern League Batter of the Week for the week of April 28 to May 5 after going 12 for 28 (.429) with 11 runs scored, three doubles, a triple, two home runs and six RBI...scored four runs in consecutive games on May 3 and 4 at Binghamton and collected four hits, including two doubles and a home run, in the game on the 3rd...also had four hit games against Binghamton on June 29 and July 10 and at Portland (Oregon) on August 15...hit .427 with three of his five home runs against Binghamton for the season...went 3 for 39 (.077) over his final 13 games in May and took a .213 overall batting average into June...drilled six triples over a nine-game span from June 13 to 23, including one each in four consecutive games from June 20 to 23...had a season best eight-game hitting streak from June 15 to 24 (11 for 31, .355)...was batting .241 following the conclusion of a doubleheader on July 8 but then hit .420 (21 for 50) over his next 11 games...including a pair of five-hit games over a five-game span...was 5 for 6 with three RBI on July 18 at Binghamton and 5 for 6 with a walk, two doubles, a home run and a season high six RBI on July 22 at Portland (Maine)...was promoted to Fresno on August 4...hit .250 (8 for 32) over his first eight games and .396 (21 for 53) over his final 14 contests...played for Scottsdale in the Arizona Fall League and batted .275 with a home run and seven RBI in 14 games...added three triples and his seven walks fueled a .367 on-base percentage.

## CAREER

**2007**—Helped Single-A San Jose to the California League championship, hitting .280 with 68 runs, 22 doubles, six triples, seven home runs, 50 RBI and 14 stolen bases...established career standard for home runs...ranked second in the CL in walks (70)...ranked second on the club in batting average and was third in runs scored...was on the disabled list from April 24 to May 30 with a strained right oblique...hit .161 (5 for 31) with four runs, two doubles and two stolen bases in nine post season contests.

**2006**—Helped Single-A Augusta to the winningest mark in minor league baseball in his first full professional season...ranked third in South Atlantic League in hits (148), while placing second in triples (12) and games played (135)

and tied for fourth in walks (73)...hit .281, while tying for the team lead with 90 runs scored and ranking third with 71 RBI...stole 30 bases, but still finished fourth on the GreenJackets...appeared in six post season contests for Augusta, going 4 for 24 (.167).

**2005**—Kicked off his professional career with the Giants' Arizona Rookie League entry before closing his campaign with short-season Salem-Keizer...drove in 14 runs over 18 games for the ARL Giants before his promotion to S-K... in 29 outings for the Volcanoes, he hit .306 with 25 runs, five doubles, four triples, four home runs and 23 RBI.

**PERSONAL/MISCELLANEOUS**

Benjamin Daniel Copeland was originally signed by San Francisco Giants scout Sean O'Connor...graduated from Bradford (PA) High School...sat out his senior season after dislocating his shoulder in the third game of the season...also played football in high school...attended the University of Pittsburgh...won the Big East batting title as a junior in 2005 with a .384 average.

**LIFETIME PLAYING RECORD**


Year	Club	AVG.	G	AB	R	H	2B	3B	HR	RBI	SH	SF	HP	BB	SO	SB	CS	SLG	OBP	E
2005	Arizona Giants	.333	18	60	16	20	4	2	1	14	0	1	1	5	14	2	0	.517	.388	1
	Salem-Keizer	.306	29	121	25	37	5	4	4	23	1	0	0	11	25	2	1	.512	.364	1
2006	Augusta	.281	135	527	90	148	29	12	5	71	2	5	3	73	90	30	21	.410	.368	4
2007	San Jose	.280	106	404	68	113	22	6	7	50	0	5	4	70	77	14	7	.416	.387	4
2008	Connecticut	.261	103	372	54	97	17	13	5	42	7	2	3	39	64	21	5	.417	.334	4
	Fresno	.341	22	85	16	29	4	0	0	4	0	0	0	11	9	3	2	.388	.417	1

**CAREER TRANSACTIONS**

**2005** — Selected by the San Francisco Giants organization in the 4th round of the First-Year Player draft. **2008** — Selected by the Oakland Athletics in the Major League Rule 5 draft, December 11.

**BOBBY CROSBY**

7



**SHORTSTOP**

**Height/Weight:** 6-3 / 203

**Bats/Throws:** Right / Right

**Birthdate:** January 12, 1980

**Opening Day Age:** 29

**Birthplace/Resides:** Lakewood, California / Villa Park, California

**Major League Service:** 5 years, 29 days

**Obtained:** Selected in the 1st round (25th selection overall) of the June, 2001 draft

**Contract Status:** Fifth year of a five-year contract through 2009.

**CAREER HIGHLIGHTS**

Was named American League Rookie of the Year in 2004 and hit .276 in 2005 but has combined for a .232 batting average in 334 games over the last three seasons, which is sixth lowest in the majors over that span...led AL rookies with 22 home runs and 64 RBI in 151 games in 2004 but has just 33 home runs and 170 RBI in 418 games over the last four years...played in fewer than 100 games in three consecutive seasons from 2005-07 due to an assortment of injuries...missed the final 62 games of 2007 and has six career stints on the DL...had two stints on the DL in 2005 and 2006, combining to miss 194 games due to injuries over that three year span...his 55 career home runs are fourth most in Athletics franchise history by a shortstop...was the A's first round pick in the 2001 draft and was named Pacific Coast League Rookie of the Year in 2003 after hitting .308 with 22 home runs and 90 RBI in 127 games.

**2008 HIGHLIGHTS**

Played in 145 games in 2008 after appearing in fewer than 100 games in each of the previous three seasons...batted .237, which was seventh lowest in the American League...also had the fourth lowest slugging percentage in the AL (.349) and his .296 on-base percentage was the lowest in the AL and third lowest in the majors...had career highs in at bats (556), hits (132) and doubles (39) and had the second best totals of his career in games, runs (tie,

66), RBI (61), walks (47) and total bases (194)...led the A's in at bats and doubles and ranked second in RBI...his 39 doubles tied for the ninth best single season total in Oakland history...batted .244 (97 for 398) against right-handed pitching and .222 (35 for 158) against left-handers...had a .217 batting average on the road and .214 during day games...hit six of his seven home runs at night, five on the road and four in the seventh inning or later...batted .260 before the All-Star Break and .204 after the break...now has a .211 (164 for 779) career batting average after the break...all 145 of his games played came at shortstop, including 144 starts...now has 576 career games at short, which is fourth most in Oakland history...committed 17 errors for a .972 fielding percentage...ranked third among AL shortstops in most errors and fourth in double plays (99)...started games in every spot in the order except first and ninth...led the A's with 43 starts hitting sixth and 34 batting second but had his best success with a .286 batting average in 21 games batting fifth.

**OAKLAND:** Made his fifth consecutive Opening Day start at shortstop on March 25 against Boston in Tokyo, which ties the Oakland record for consecutive Opening Day starts by a shortstop (Bert Campaneris, Mike Bordick, Miguel Tejada)...only Campaneris, with eight, has made more starts overall...struck out in the fourth inning on April 10 at Toronto, snapping a career best seven-game, 31-plate appearance streak without a strikeout...had a career high five RBI on April 18 against Kansas City, topping his previous high of four from July 5, 2005 at Toronto...hit .364 with 11 RBI in eight games against the Royals and is a .329 (49 for 149) career hitter against Kansas City with seven home runs and 34 RBI in 37 games...the home runs are his most against any team, the RBI equal his most and the average is his best against any AL team...was batting .313 with two home runs and 15 RBI over his first 20 games through April 20...then went 10 for 62 (.161) over his next 17 games to drop his average to .246 on May 9...had a season best eight-game hitting streak from May 10 to 18 (12 for 32, .375)...had his first career steal of home in the seventh inning on May 11 at Texas...his second inning double on May 14 at Cleveland was the 100<sup>th</sup> of his career...had the game winning RBI single in the bottom of the ninth inning of the A's 3-2 win over Detroit on June 2...played in the 500<sup>th</sup> game of his career on June 11 against New York...was placed on the 15-day disabled list on July 5 retroactive to July 3 with a strained left hamstring...it was his sixth career stint on the DL, all of which have come over the last four years, but he missed just 11 games...had started each of the A's first 84 games before the injury, the longest consecutive games started streak of his career...was reinstated from the DL on July 18, the first game after the All-Star Break...had 26 doubles in the first half to tie the Oakland record for most doubles before the All-Star Break (Joe Rudi, 1974)...batted .167 over his first 15 games after the break and ended up hitting .204 in July...hit .351 over a 10-game stretch from August 4 to 14 but then hit .179 with 10 RBI over his final 36 games...including .164 in September, which was the second lowest single month batting average of his career (.160 in July, 2006)...now has a .180 (37 for 206) career average in September...went 1 for 18 over his final five games and his season ending .237 batting average was the lowest it had been all year...finished the season with a career long 38-game, 145-at bat homerless streak.

## CAREER

**2007**—Played fewer than 100 games for the third consecutive season as a broken left hand ended his season in late July, causing him to miss the A's final 62 games...batted .226 with eight home runs and 31 RBI in 93 games...the average and RBI were career lows...walked just 23 times for a .278 on-base percentage...that was the lowest on-base percentage by an Athletic with 350 or more plate appearances since 1997 when Scott Brosius had a .259 on-base percentage...using the same minimum, he had the fourth lowest on-base percentage in the American League and the sixth lowest batting average and slugging percentage (.341)...stole a career high 10 bases and ranked second on the A's in steals...was batting .266 with five home runs and 20 RBI over his first 42 games through May 23...then went 37 for 191 (.194) with three home runs and 11 RBI over his final 51 games...hit seven of his eight home runs in Oakland where he also collected 25 of his 31 RBI...seven of his home runs were solo shots and four either tied the game or put the A's ahead...the A's were 6-2 in games in which he homered...batted .202 with runners in scoring position...started games from the fifth through eighth spot in the order and saw his most action with 43 starts batting sixth...of his 93 appearances, he made a team leading 92 starts at shortstop...committed 14 errors for a career low .967 fielding percentage...made his fourth consecutive Opening Day start at shortstop for the A's on April 2 at Seattle...batted .215 in April...had his best month in May when he batted .291 with three home runs and 11 RBI...that included a season best nine-game hitting streak from May 11 to 19 (13 for 36, .361) with three home runs and eight RBI...then hit .184 in June...matched his season high with three hits on June 9 at San Francisco, one of two three hit games he had in 2007...homered in the sixth inning on July 5 against Seattle to snap a 14-game streak without an RBI...had just three RBI over his final 30 games...walked in the seventh inning on July 16 against Texas to snap a career long streak of 20 games and 79 plate appearances without a walk...ended up batting .203 in July...was hit by a Justin Speier pitch in the eighth inning on July 24 at Los Angeles, which resulted in a fractured left hand...was placed on the 15-day DL the next day and missed the remainder of the season...was transferred to the 60-day DL on September 15.

**2006**—Had his season interrupted by two stints on the disabled list for the second consecutive year...missed 52 games in his two stays on the DL with a lower back strain and 11 other games due to an assortment of injuries...was never able to get on track offensively as he batted .229 with nine home runs and 40 RBI in 96 games...stole eight bases after tallying no steals in 84 games in 2005...hit just .185 against left-handed pitching after batting .314

against south paws in 2005...batted .242 with all nine of his home runs and 35 of his 40 RBI against right-handed pitching...hit .238 with eight home runs and 35 RBI in 78 games before the All-Star Break and .183 with one home run and five RBI in 18 games after the break...batted just .186 against a pitcher the first time he saw him in a game and .283 after that...made a team leading 95 starts at shortstop and committed 12 errors for a .972 fielding percentage...his injury woes began on Opening Day for the second consecutive season as he suffered a laceration on his left index finger on April 3 against New York on a Robinson Cano caught stealing in the third inning...missed four games from April 4-7...missed three starts, but just two games, from April 22-24 with a strained right triceps and three games from June 9-11 with a bruised right hand...the back problems first surfaced when he missed two games from July 22-23 with soreness in his back...was placed on the disabled list on August 4 retroactive to July 31 with a lower back strain...was reinstated from the DL on August 18 and went 3 for 13 (.231) in four games before going on the DL with the same injury on August 25, retroactive to August 22...it was his fourth career stint on the DL and he missed the remainder of the season...got off to a slow start as he batted .215 in 18 games in April...then batted .276 with six home runs and 18 RBI in 29 games in May...the home runs and RBI were his best ever in one month...had a career high tying four hits on May 30 against Kansas City when he went 4 for 5 with two doubles and a home run...homered again the next day against the Royals for the 6000th home run in Oakland history...walked with the bases loaded in the bottom of the 17th inning on June 17 against Los Angeles (NL) to force in the winning run in the A's 5-4 victory...recorded a career high three stolen bases on June 27 in San Diego, the first time an A's player swiped three bags in a game since Rafael Bournigal on July 4, 1996 against California...was batting .251 on July 5 but had a career long 0 for 21 streak from July 5 to 13 and ended up batting .147 with one home run and five RBI over his final 22 games...the home run came on July 18 at Baltimore and it snapped a 36-game, 138-at bat homerless streak dating back to May 31 against Kansas City...had his only caught stealing of the season on July 26 against Boston...it was his first caught stealing since July 20, 2004, snapping a streak of 10 consecutive stolen bases...when he went on the DL on August 25, he had the lowest slugging percentage in the AL (.338) and the second lowest batting average (.229) and on-base percentage (.298).

**2005**—Appeared in just 84 games as his season was interrupted by two stints on the disabled list...was the A's Opening Day starter at shortstop but went on the DL the next day with stress fractures in his ribs...the A's started the season 17-32 without him but immediately turned it around when he was activated from the DL on May 30...went 55-24 (.696) over the next 79 games before he went on the DL for a second time on August 28 with a fractured left ankle...the A's then went 16-18 over their final 34 games although he would return on September 19...overall, the A's had a 55-29 (.655) record with him in the line-up and 33-45 (.423) when he did not play...batted .276 with nine home runs and 38 RBI in his 84 games...hit .314 with four of his nine home runs against left-handed pitching after batting .194 against south paws in 2004...was hitting .324 at the All-Star break but then hit .239 after the break...his average dropped to .223 with runners in scoring position, including .135 with RISP and two outs...batted .330 during the day...started a team leading 84 games at shortstop and had a .981 fielding percentage...that ranked second best among American League shortstops with 81 or more games played...made a team leading 60 starts in the three spot in the order...was the A's Opening Day starter at shortstop on April 4 at Baltimore and went 1 for 2 before injuring his ribs...was placed on the DL on April 6 retroactive to April 5...his second DL stint came after breaking his ankle on August 27, also at Baltimore...however, he batted .381 against the Orioles, his best average against any AL team...hit three of his nine home runs against the Orioles...while he was on the DL, he signed a five-year contract through the 2009 season on April 22...had a three-game rehab stint at Single-A Stockton from May 21 to 26 and played in three games at Triple-A Sacramento from May 27 to 29 before he was reinstated from the DL on May 30...matched his career high with four hits on June 26 against San Francisco...that was part of a career high 13-game hitting streak from June 18 to July 2 (19 for 52, .365)...made his first career starts batting fourth on June 29 and 30 against Seattle...had his best month of season in June when he batted .337 with four home runs and 13 RBI in 24 games...that matched his highest single-month batting average ever...matched his career high with four hits on July 5 at Toronto...also had an inside-the-park home run in that game but would not homer again until August 15 against Baltimore, a 35-game, 140-at bat homerless streak...was batting .313 following the conclusion of play on July 25 but then went 19 for 89 (.213) over his next 23 games through August 20 to drop his average to .281...went on the disabled list again on August 31 retroactive to August 28 with a fractured left ankle...was reinstated from the DL on September 19 and started seven of the A's next eight games at shortstop, going 4 for 25 (.160)...missed the final five games after the A's were eliminated from the AL West race.

**2004**—Was named American League Rookie of the Year by the Baseball Writers Association of America as he led AL rookies in home runs (22), RBI (64), runs (70), hits (130), doubles (34), walks (58), total bases (232) and extra base hits (57)...was also named AL Rookie Player of the Year by *The Sporting News* and received the Players Choice Award for the AL's Outstanding Rookie...became just the fourth Major League rookie to hit 20 or more home runs as a shortstop and his 22 home runs tied for third best by an Oakland rookie...joins Bert Campaneris, Eddie Joost and Miguel Tejada as the only shortstops in Athletics history to hit 20 home runs...set an Oakland rookie record by grounding into 20 double plays...his 34 doubles tied for second most by an Oakland rookie and his 141 strikeouts were second most...ranked third among all AL hitters with an average of 4.17 pitches per plate appearance, tied

for seventh in grounded into double plays and was fourth in strikeouts...his .239 batting average broke down to .194 against left-handed pitchers and .254 against right-handers...batted .366 in interleague play and .219 against AL teams...set an Athletic franchise record for shortstops with 505 assists...ranked second among AL shortstops in total chances (765), assists and double plays (107) and was fifth in fielding percentage (.975)...hit seven home runs during spring training which tied for the team lead with Eric Chavez and was the most by an Athletic during the spring since Ernie Young hit eight in 1996...recorded his first ML hit on April 6 against Texas, a fifth inning single off Chan Ho Park...that snapped a career opening 0 for 16 streak as he was 0 for 12 in 2003...hit his first ML home run in the fifth inning on April 14 at Texas off R.A. Dickey...had his first career two-homer game on May 21 against Kansas City...had a career high four hits on June 15 at St. Louis...was named AL Rookie of the Month for June as he batted .337 with 12 doubles, three home runs, 12 RBI and 18 runs scored...hit his first career "walk-off" home run in the A's 3-2 win over Seattle on September 30 to move the A's into a tie for first place with Anaheim in the AL West with three games remaining.

**2003**—Was named Pacific Coast League Rookie of the Year at Triple-A Sacramento after batting .308 with 22 home runs and 90 RBI in 127 games...was also named to SportsTicker's All-Prospect Team...ranked third in the PCL in slugging (.544) and extra base hits (60), tied for third in runs scored (86) and fifth in RBI...led the A's farm system in batting, ranked second in stolen bases (24) and was third in home runs...led Sacramento in batting, doubles (32) and slugging and tied for the team lead in runs scored and hits (143)...made 125 of his 127 appearances at shortstop where he committed 15 errors for a .973 fielding percentage...was selected by the A's on August 31 and made his Major League debut in just his third professional season...went 0 for 12 with a walk and a hit by pitch in 11 games with Oakland...made his ML debut on September 2 at Baltimore when he pinch-hit for Erubiel Durazo in the 10th inning and popped out...made his only start on September 4 at Baltimore and went 0 for 4 with two strikeouts batting leadoff as the A's designated hitter...at Sacramento, had a season high 12-game hitting streak from April 25 through May 8 (15 for 47, .319)...was batting .262 on May 16 when he strained his right shoulder...returned on May 26 and batted .328 over his final 87 games...had two-homer games on May 29 at Oklahoma City and June 26 at Fresno.

**2002**—Split his first full professional season between Single-A Modesto and Double-A Midland...batted a combined .295 in 132 games, the seventh best batting average in the A's farm system...added nine home runs, 69 RBI and 52 walks for a .367 on-base percentage...began the season at Modesto and hit a team leading .307...had 7 HR and 31 RBI in 59 games at Midland after tallying 2 HR and 38 RBI in 73 games at Modesto...put together a 13-game hitting streak from April 17 to May 1 (21 for 52, .404)...earned California League Player of the Week honors for the week of June 10 to 16 after batting .476 with eight runs scored in six games...was Modesto's lone representative in the Carolina-California League All-Star Game...joined Midland on June 26 and reached base safely via hit or walk in 23 consecutive games from July 13 to August 4 (39 for 99, .394)...capped that stretch with a 13-game hitting streak (21 for 55, .382)...had his lone two-homer game of the season on July 20 at Tulsa.

**2001**—Was the A's number one pick in the June draft and was assigned to Single-A Modesto of the California League after signing on July 3...hit .395 with five doubles in 11 games...appeared in 10 games at shortstop and one at designated hitter...hit safely in each of his first 10 games (15 for 36, .417) before going 0 for 2 in his final game...had his lone home run and all three of his RBI on July 15 against Bakersfield.

## PERSONAL/MISCELLANEOUS

Robert Edward Crosby was originally signed by Rick Magnante...graduated from La Quinta HS (Westminster, CA) in 1998...attended Cal State Long Beach and was the Big West Conference Player of the Year in 2001 and a third team *Collegiate Baseball* All-America selection after batting a team leading .353 with nine home runs and 39 RBI...had a .324 career batting average in three years at CS-Long Beach...is the son of former A's scout and former Major Leaguer Ed Crosby...was the starting shortstop for the USA National Team in the summer of 2000...participates in the Putouts For Diabetes Program in which he and Mark Ellis donate money to the American Diabetes Association for every putout they record during the season...wife's name is Gina.

## ATHLETICS SHORTSTOP CAREER HOME RUN LEADERS

1.	Tejada	156
2.	Joost	116
3.	Campaneris	68
4.	<b>Crosby</b>	<b>55</b>
5.	DeMaestri	47

LIFETIME PLAYING RECORD

Year	Club	AVG.	G	AB	R	H	2B	3B	HR	RBI	SH	SF	HP	BB	SO	SB	CS	SLG	OBP	E
2001	Modesto	.395	11	38	7	15	5	0	1	3	0	0	0	3	8	0	0	.605	.439	4
2002	Modesto	.307	73	280	47	86	17	2	2	38	2	1	7	33	43	5	0	.404	.393	19
	Midland	.281	59	228	31	64	16	0	7	31	3	1	0	19	41	9	2	.443	.335	13
2003	Sacramento	.308	127	465	86	143	32	6	22	90	4	4	7	63	110	24	4	.544	.395	15
	OAKLAND	.000	11	12	1	0	0	0	0	0	0	0	1	1	5	0	0	.000	.143	2
2004	OAKLAND	.239	151	545	70	130	34	1	22	64	5	6	9	58	141	7	3	.426	.319	19
2005	OAKLAND	.276	84	333	66	92	25	4	9	38	1	1	1	35	54	0	0	.456	.346	7
	Stockton	.333	3	9	1	3	1	0	0	1	0	0	0	2	1	0	0	.444	.455	0
	Sacramento	.083	3	12	0	1	0	0	0	1	0	0	0	0	0	0	0	.083	.083	0
2006	OAKLAND	.229	96	358	42	82	12	0	9	40	2	2	0	36	76	8	1	.338	.298	12
2007	OAKLAND	.226	93	349	40	79	16	0	8	31	0	0	2	23	62	10	2	.341	.278	14
2008	OAKLAND	.237	145	556	66	132	39	1	7	61	0	2	0	47	96	7	3	.349	.296	17
<b>ML Totals</b>		<b>.239</b>	<b>580</b>	<b>2153</b>	<b>285</b>	<b>515</b>	<b>126</b>	<b>6</b>	<b>55</b>	<b>234</b>	<b>8</b>	<b>11</b>	<b>13</b>	<b>200</b>	<b>434</b>	<b>32</b>	<b>9</b>	<b>.380</b>	<b>.306</b>	<b>71</b>

CAREER TRANSACTIONS

**1998** — Selected by the Anaheim Angels organization in the 34th round of the free agent draft, did not sign. **2001** — Selected by the Oakland Athletics organization in the 1st round (25th pick overall) of the free agent draft. **2005** — On disabled list, April 5 to May 29; included rehabilitation assignments to Stockton, May 21 to 26, and Sacramento, May 27 to 29. On disabled list, August 28 to September 18. **2006** — On disabled list, July 31 to August 18. On disabled list, August 22 to October 25. **2007** — On disabled list, July 25 to end of season. **2008** — On disabled list, July 3 to 17.

VS. THE AMERICAN LEAGUE

2008	CAREER				vs. TEAM	CAREER				
	AVG.	AB	H	HR		RBI	AVG.	AB	H	HR
.105	19	2	0	2	Baltimore	.180	100	18	4	9
.242	33	8	0	2	Boston	.216	111	24	0	7
.056	18	1	0	0	Chicago	.207	111	23	2	11
.333	33	11	1	4	Cleveland	.246	122	30	5	11
.250	28	7	0	3	Detroit	.224	107	24	2	9
.364	33	12	1	11	Kansas City	.329	149	49	7	34
.183	60	11	0	5	Los Angeles	.161	192	31	4	20
.194	36	7	0	0	Minnesota	.179	140	25	1	5
.192	26	5	0	1	New York	.202	99	20	1	5
—	0	0	0	0	Oakland	—	0	0	0	0
.222	54	12	0	3	Seattle	.232	194	45	6	20
.297	37	11	1	5	Tampa Bay	.252	111	28	4	15
.221	68	15	0	11	Texas	.268	254	68	5	34
.293	41	12	2	9	Toronto	.293	133	39	6	18

BALLPARK BREAKDOWN

	AVG.	AB	H	HR	RBI
Angel Stadium	.174	109	19	2	13
AT&T Park	.189	53	10	1	6
Busch Stadium I	.455	11	5	0	0
Camden Yards	.211	57	12	3	7
Chase Field	.250	12	3	1	2
Coliseum	.238	1088	259	26	123
Comerica Park	.220	41	9	2	3
Coors Field	.000	6	0	0	0
Fenway Park	.190	58	11	0	1
Kauffman Stadium	.271	59	16	1	10
Metrodome	.167	66	11	1	2
Minute Maid Park	.154	13	2	0	0
PETCO Park	.364	11	4	0	1
Progressive Field	.262	65	17	1	4
Rangers Ballpark	.286	126	36	3	18
RFK Stadium	.167	12	2	1	3
Rogers Centre	.348	66	23	5	15
Safeco Field	.250	96	24	2	7
Shea Stadium	.273	11	3	0	0
Tokyo Dome	.333	9	3	0	1
Tropicana Field	.225	40	9	2	6
Turner Field	.412	17	7	2	3
U.S. Cellular Field	.241	58	14	1	6
Wrigley Field	.273	11	3	0	0
Yankee Stadium	.224	58	13	1	3

VS. THE NATIONAL LEAGUE

2008	CAREER				vs. TEAM	CAREER				
	AVG.	AB	H	HR		RBI	AVG.	AB	H	HR
.250	12	3	1	2	Arizona	.217	23	5	1	2
.385	13	5	1	1	Atlanta	.412	17	7	2	3
—	0	0	0	0	Chicago	.273	11	3	0	0
—	0	0	0	0	Cincinnati	.333	21	7	1	2
—	0	0	0	0	Colorado	.000	6	0	0	0
.333	12	4	0	1	Florida	.333	12	4	0	1
—	0	0	0	0	Houston	.154	13	2	0	0
—	0	0	0	0	Los Angeles	.308	13	4	0	3
—	0	0	0	0	Milwaukee	—	0	0	0	0
—	0	0	0	0	New York	.333	24	8	0	1
.273	11	3	0	0	Philadelphia	.227	22	5	0	0
—	0	0	0	0	Pittsburgh	.250	12	3	0	2
—	0	0	0	0	St. Louis	.375	24	9	0	4
—	0	0	0	0	San Diego	.364	11	4	0	1
.136	22	3	0	1	San Francisco	.257	109	28	3	14
—	0	0	0	0	Washington	.167	12	2	1	3

## MONTHLY BREAKDOWN

2008						CAREER					
AVG.	AB	H	HR	RBI	by MONTH	AVG.	AB	H	HR	RBI	
.333	9	3	0	1	March	.333	9	3	0	1	
.243	103	25	2	14	April	.223	309	69	9	39	
.269	108	29	1	11	May	.275	422	116	14	51	
.252	103	26	1	11	June	.270	485	131	9	53	
.204	54	11	0	7	July	.219	407	89	9	37	
.245	106	26	3	11	August	.230	304	70	9	33	
.164	73	12	0	6	September	.180	206	37	5	20	
—	0	0	0	0	October	.000	11	0	0	0	

## BATTING BREAKDOWN

2008						CAREER					
AVG.	AB	H	HR	RBI	by CATEGORY	AVG.	AB	H	HR	RBI	
.258	275	71	2	33	Home	.239	1097	262	26	124	
.217	281	61	5	28	Road	.240	1056	253	29	110	
.214	182	39	1	19	Day	.243	761	185	18	82	
.249	374	93	6	42	Night	.237	1392	330	37	152	
.233	497	116	5	51	Grass	.238	1972	469	47	210	
.271	59	16	2	10	Turf	.254	181	46	8	24	
.260	331	86	4	38	Pre-ASG	.255	1374	351	35	158	
.204	225	46	3	23	Post-ASG	.211	779	164	20	76	
.222	158	35	3	16	vs. LHP	.224	585	131	16	53	
.244	398	97	4	45	vs. RHP	.245	1568	384	39	181	
.243	140	34	2	53	RISP	.222	553	123	10	170	
.238	21	5	0	15	Bases Loaded	.215	79	17	0	49	
—	0	0	0	0	Pinch Hitter	.000	3	0	0	0	
—	0	0	0	0	Designated Hitter	.000	5	0	0	0	

## FIELDING STATISTICS


Shortstop										
YEAR	PCT.	G	PO	A	E	TC	DP			
2003	.889	9	5	11	2	18	2			
2004	.975	151	241	505	19	765	107			
2005	.981	84	117	251	7	375	60			
2006	.972	95	145	268	12	425	59			
2007	.967	92	131	282	14	427	61			
2008	.972	145	202	383	17	602	99			
<b>Totals</b>	<b>.973</b>	<b>576</b>	<b>841</b>	<b>1700</b>	<b>71</b>	<b>2612</b>	<b>388</b>			

## CROSBY'S CAREER BESTS

**Hits:** 4 (four times), last: May 30, 2006 vs. Kansas City  
**Home Runs:** 2, May 21, 2004 vs. Kansas City  
**Runs Batted In:** 5, April 18, 2008 vs. Kansas City  
**Stolen Bases:** 3, June 27, 2006 at San Diego  
**Hitting Streak:** 13, June 18 to July 2, 2005  
**Hitless Streak (At Bats):** 21, July 5 to 13, 2006  
**Grand Slams:** None.  
**Pinch-Hit Home Runs:** None.  
**Inside-The-Park Home Runs:** 1, July 5, 2005 at Toronto (Pete Walker).  
**Game Ending Home Runs:** 1, September 30, 2004 vs. Seattle (Scott Atchison).  
**Lead Off Home Runs:** None.

# AARON CUNNINGHAM

# 57



## OUTFIELDER

**Height/Weight:** 5-11 / 203

**Bats/Throws:** Right / Right

**Birthdate:** April 24, 1986

**Opening Day Age:** 22

**Birthplace/Resides:** Anchorage, Alaska / Port Orchard, Washington

**Major League Service:** 30 days

**Obtained:** Acquired from the Arizona Diamondbacks with pitchers Brett Anderson, Dana Eveland and Greg Smith, infielder Chris Carter and outfielder Carlos Gonzalez in exchange for pitchers Dan Haren and Connor Robertson, December 14, 2007

**Contract Status:** First year of a one-year contract through 2009.

## CAREER HIGHLIGHTS

Made his Major League debut with Oakland in 2008 after being acquired from Arizona in the Dan Haren trade...hit .250 with a home run and 14 RBI in 22 games with the A's and was named the organization's fourth best prospect by *Baseball America* following the season...was originally drafted by the White Sox in the sixth round of the 2005 draft and was traded to Arizona six months before being dealt to the A's...was named to the Appalachian League Postseason All-Star Team in 2005 and the Texas League Postseason All-Star Team in 2008...played for Scottsdale in the Arizona Fall League in 2007...has a .311 batting average, .384 on-base percentage and .496 slugging percentage in 395 career minor league games...also has 69 stolen bases in his four seasons.

## 2008 HIGHLIGHTS

Was one of six players acquired from Arizona in the Dan Haren trade prior to the season and was one of four of those players to appear in a game for Oakland...began the season on the disabled list at Double-A Midland, earned a promotion to Triple-A Sacramento in August and spent the final month of the season with Oakland...was selected by the A's on August 30 and hit .250 with a home run and 14 RBI in 22 games...was named the A's fourth best prospect by *Baseball America* following the season...started 20 of the A's 26 games following his promotion, including 18 in left field and two in right field...was also 1 for 2 with a double and two RBI as a pinch hitter...hit .268 (15 for 56) with his lone home run and 12 of his 14 RBI against right-handed pitching and .208 (5 for 24) against left-handers...his

average improved to .320 with runners in scoring position and he was 2 for 4 (.500) with six RBI with the bases loaded...hit .159 (7 for 44) in 11 starts batting second and .361 (13 for 36) in his other 11 games.

**OAKLAND:** Made his Major League debut on August 31 against Minnesota and went 2 for 4 with a double and two RBI in a start in left field...doubled in the seventh inning off Dennyys Reyes for his first ML hit and had a two-run single in the eighth inning for his first RBI...with his debut, he became the 10<sup>th</sup> Alaskan born player in ML history, the second Athletic (Steve Staggs, 1978)...hit his first ML home run on September 14 against Texas off Warner Madrigal, a game-winning three-run shot in the eighth inning that broke a 4-4 tie...that gave him 10 RBI in his first 12 games, the third fastest a player has reached 10 career RBI in Oakland history...had four straight multiple hit games from September 13 to 17 (8 for 17, .471) to put his average at .333 over his first 14 games...then went 2 for 26 (.077) over his final eight games to finish the year at .250.

**MINORS:** Fractured his left wrist during spring training and opened the season on the Midland disabled list...was reinstated on May 2 and batted .317 with 12 home runs, 52 RBI and 12 stolen bases in 87 games with the RockHounds and was named to the Texas League Postseason All-Star Team...was promoted to Triple-A Sacramento on August 8 and hit .382 with five home runs and 14 RBI in 20 games with the River Cats...combined for a .329 batting average, 17 home runs and 66 RBI in 107 games...added 49 walks for a .400 on-base percentage...had career highs in hitting, home runs and strikeouts (108)...the batting average was second best in the A's farm system to Jesus Guzman (.349)...hit .376 (35 for 93) against left-handed pitchers and .315 (104 for 330) against right-handers...his average improved to .361 with runners in scoring position, but he was 1 for 12 with the bases loaded...was batting .275 with five home runs and 18 RBI in 47 games before the All-Star Break at Midland...then combined for a .372 average with 12 home runs and 48 RBI in 60 games with Midland and Sacramento after the break...hit .333 or better in every month except June when he batted .218...hit .333 in May, .381 in July and .375 in August...combined for five home runs and 22 RBI in 52 games in May and June and then had 12 home runs and 44 RBI in 55 games in July and August...appeared in 63 games in center field, 23 in left field and 18 in right field...was also 6 for 14 (.429) with two home runs and three RBI in four games at designated hitter...hit in every spot in the order except ninth and saw his most action with 41 games batting third (.373, 8 HR, 36 RBI)...had his first of two 14-game hitting streaks from May 19 to June 5 (21 for 63, .333)...was named Texas League Player of the Week, June 30 to July 7...went 4 for 5 on July 1 at Springfield...homered twice in that game, his first of two multi-homer games...put together his second 14-game hitting streak from July 23 to August 6...hit .433 (26 for 60) during the streak with 19 runs scored, three home runs and 13 RBI...the streak included his best game of the season on July 27 at Corpus Christi when he went 4 for 6 with four runs, a double, two home runs and four RBI...had his third four-hit game in his final game with Sacramento on August 29 against Fresno when he was 4 for 5 with a grand slam and four RBI.

## CAREER

**2007**—Started the season in the Chicago White Sox organization, was traded to Arizona during the season and was dealt to Oakland following the season...was hitting .294 with eight home runs and 37 RBI at Single-A Winston-Salem when he was traded to the Diamondbacks for second baseman Danny Richar on June 16...was assigned to Single-A Visalia and hit .358 with three home runs and 20 RBI in 29 games before he was promoted to Double-A Mobile on July 29...batted .288 with five home runs and 20 RBI in 31 games with the Bay Bears...hit a combined .308 with 16 home runs and 77 RBI in 127 games with all three teams...added 31 doubles and 10 triples for a .509 slugging percentage...walked 51 times for a .375 on-base percentage...added 28 stolen bases...tied for fourth in all of minor league baseball in sacrifice flies (10) and tied for 12th in runs scored (101)...batted .309 against right-handed pitching and .306 against left-handers...his average dropped to .212 with runners in scoring position, including .177 with RISP and two outs...appeared in 60 games in right field, 34 in left field and 25 in center field...hit in every spot in the order except fourth and saw his most action in the leadoff spot (47 games)...tied for the Carolina League lead in sacrifice flies (8) at Winston-Salem...batted .341 in April but followed that up with a .240 mark in May...was named to the CL midseason All-Star team and played for the Carolina League squad in the June 19 game against the California League at Stockton, despite his June 16 trade which would see him join Visalia of the Cal League on June 24...went 3 for 3 with a walk as the starting right fielder in the All-Star game...had a season high four hits in his third game with the Oaks on June 26 at Stockton...reached base safely via hit or walk in 22 consecutive games from June 30 to July 26 and hit safely in 21 of those games (34 for 95, .358)...the streak included a season best 11-game hitting streak from July 14 to 26 (17 for 47, .362)...batted .351 with three home runs and 20 RBI in 23 games in July with Visalia...including his first of two four RBI games on July 9 against San Jose...the other came on September 2 at Mississippi while playing for Mobile...played for Scottsdale in the Arizona Fall League following the season and batted .267 with two home runs and 15 RBI in 24 games...added 11 walks for a .385 on-base percentage...was named the Diamondbacks' seventh best prospect by *Baseball America* following the season and was also ranked as the A's ninth best prospect following the trade.

**2006**—Spent the entire season at Single-A Kannapolis of the South Atlantic League and hit .305 with 11 home runs and 41 RBI in 95 games...his batting average was fifth best in the SAL...led the Intimidators in doubles (26),



slugging percentage (.496), on-base percentage (.386) and hit by pitches (13) despite spending one month of the season on the disabled list with a broken left ankle...ranked third in the White Sox farm system in batting and slugging and fifth in on-base percentage...batted .349 against left-handed pitchers and .285 against right-handers... appeared in 81 games in left field, seven in right field and two in center field...had his lone two-homer game of the season on April 25 at Greenville...was batting .290 with four home runs and 10 RBI over his first 30 games before he was placed on the disabled list on May 15 with a fractured left ankle...was reinstated from the DL on June 22 and hit .312 with seven home runs and 31 RBI over his final 65 games...hit .308 with six home runs, 18 RBI and nine stolen bases in 28 games in July...was a perfect 4 for 4 with three doubles and a walk on September 1 at Greenville and then walked in all four of his plate appearances against the Drive the next day...reached base safely in nine consecutive plate appearances...was named by *Baseball America* as the sixth best prospect in the White Sox organization following the season.

**2005**—Was named to the Appalachian League postseason All-Star Team after batting .315 with five home runs and 25 RBI in 56 games with Bristol...led the AL in hit by pitches (14) and ranked sixth in batting...topped Bristol in batting, runs (41) and hits (70)...was promoted to Single-A Kannapolis on August 21 and hit .115 with two RBI in 10 games...batted .294 with five home runs and 27 RBI in 66 games overall...appeared in 40 games in right field, 21 in left field and one in center field...committed just one error in 56 games total in the outfield for a .987 fielding percentage...hit his first professional home run on July 6 at Pulaski...had a season best 12-game hitting streak from July 13 to 24 (18 for 46, .391)...compiled his best batting average in July when he hit .328 with three home runs and 14 RBI in 28 games.

## PERSONAL/MISCELLANEOUS

Aaron R. Cunningham...originally signed by White Sox scouts Joe Butler and Adam Virchis...attended Everett (WA) Community College...was named Northwest Athletic Association of Community College First Team All Conference in 2005, while also being selected to the NWAACC Northern Region First Team All-Star team...is a 2004 graduate of South Kitsap High School in Port Orchard, Washington.

## LIFETIME PLAYING RECORD

Year	Club	AVG.	G	AB	R	H	2B	3B	HR	RBI	SH	SF	HP	BB	SO	SB	CS	SLG	OBP	E
2005	Bristol	.315	56	222	41	70	10	2	5	25	0	3	14	16	45	6	5	.446	.392	1
	Kannapolis	.115	10	26	7	3	0	0	0	2	0	0	0	3	7	1	0	.115	.207	0
2006	Kannapolis	.305	95	341	58	104	26	3	11	41	11	3	13	34	72	19	10	.496	.386	4
	Winston-Salem	.294	67	252	51	74	12	5	8	37	8	4	34	39	22	8	4	.476	.376	3
2007	Visalia	.358	29	123	25	44	11	2	3	20	3	2	2	5	23	5	3	.553	.386	1
	Mobile	.288	31	118	25	34	8	3	5	20	0	2	12	27	1	3	.534	.364	0	
	Midland	.317	87	347	65	110	18	6	12	52	5	6	5	38	92	12	4	.507	.386	4
	Sacramento	.382	20	76	21	29	5	0	5	14	0	1	1	11	16	3	1	.645	.461	1
	OAKLAND	.250	22	80	7	20	7	1	1	14	0	0	1	6	24	2	0	.400	.310	3
<b>ML Totals</b>		<b>.250</b>	<b>22</b>	<b>80</b>	<b>7</b>	<b>20</b>	<b>7</b>	<b>1</b>	<b>1</b>	<b>14</b>	<b>0</b>	<b>0</b>	<b>1</b>	<b>6</b>	<b>24</b>	<b>2</b>	<b>0</b>	<b>.400</b>	<b>.310</b>	<b>3</b>

## CAREER TRANSACTIONS

**2005** — Selected by the Chicago White Sox organization in the sixth round of the First-Year Player Draft. **2007** — Traded to the Arizona Diamondbacks for infielder Danny Richar, June 16. Traded to the Oakland Athletics with pitchers Brett Anderson, Dana Eveland and Greg Smith, infielder Chris Carter and outfielder Carlos Gonzalez in exchange for pitchers Dan Haren and Connor Robertson, December 14.

## VS. THE AMERICAN LEAGUE

2008	CAREER									
AVG.	AB	H	HR	RBI	vs. TEAM	AVG.	AB	H	HR	RBI
.429	7	3	0	1	Baltimore	.429	7	3	0	1
.250	12	3	0	2	Detroit	.250	12	3	0	2
.167	6	1	0	0	Kansas City	.167	6	1	0	0
.308	13	4	0	2	Los Angeles	.308	13	4	0	2
.500	4	2	0	2	Minnesota	.500	4	2	0	2
.091	11	1	0	2	Seattle	.091	11	1	0	2
.222	27	6	1	5	Texas	.222	27	6	1	5

## BALLPARK BREAKDOWN

	AVG.	AB	H	HR	RBI
Camden Yards	.429	7	3	0	1
Coliseum	.293	41	12	1	11
Comerica Park	.250	12	3	0	2
Kauffman Stadium	.167	6	1	0	0
Rangers Ballpark	.100	10	1	0	0
Safeco Field	.000	4	0	0	0

## FIELDING STATISTICS

Outfield						
YEAR	PCT.	G	PO	A	E	TC DP
2008	.941	20	47	1	3	51 0
<b>Totals</b>	<b>.941</b>	<b>20</b>	<b>47</b>	<b>1</b>	<b>3</b>	<b>51 0</b>

## MONTHLY BREAKDOWN

2008	CAREER									
AVG.	AB	H	HR	RBI	by MONTH	AVG.	AB	H	HR	RBI
.500	4	2	0	2	August	.500	4	2	0	2
.237	76	18	1	12	September	.237	76	18	1	12

**BATTING BREAKDOWN**

2008		CAREER					2008		CAREER						
AVG.	AB	H	HR	RBI	by CATEGORY	AVG.	AB	H	HR	RBI	AVG.	AB	H	HR	RBI
.293	41	12	1	11	Home	.293	41	12	1	11	.293	41	12	1	11
.205	39	8	0	3	Road	.205	39	8	0	3	.205	39	8	0	3
.257	35	9	1	12	Day	.257	35	9	1	12	.257	35	9	1	12
.244	45	11	0	2	Night	.244	45	11	0	2	.244	45	11	0	2
.250	80	20	1	14	Grass	.250	80	20	1	14	.250	80	20	1	14
—	0	0	0	0	Turf	—	0	0	0	0	—	0	0	0	0
—	0	0	0	0	Pre-ASG	—	0	0	0	0	—	0	0	0	0
.250	80	20	1	14	Post-ASG	.250	80	20	1	14	.250	80	20	1	14
.208	24	5	0	2	vs. LHP	.208	24	5	0	2	.208	24	5	0	2
.268	56	15	1	12	vs. RHP	.268	56	15	1	12	.268	56	15	1	12
.320	25	8	1	14	RISP	.320	25	8	1	14	.320	25	8	1	14
.500	4	2	0	6	Bases Loaded	.500	4	2	0	6	.500	4	2	0	6
.500	2	1	0	2	Pinch Hitter	.500	2	1	0	2	.500	2	1	0	2
—	0	0	0	0	Designated Hitter	—	0	0	0	0	—	0	0	0	0

**CUNNINGHAM'S CAREER BESTS**

**Hits:** 2 (six times), last: September 17, 2008 vs. Los Angeles (AL)  
**Home Runs:** 1, September 14, 2008 vs. Texas  
**Runs Batted In:** 3, September 14, 2008 vs. Texas  
**Stolen Bases:** 1 (twice), last: September 13, 2008 vs. Texas  
**Hitting Streak:** 6, September 4 to 10, 2008  
**Hitless Streak (At Bats):** 12, September 17 to 20, 2008  
**Grand Slams:** None  
**Pinch-Hit Home Runs:** None  
**Inside-The-Park Home Runs:** None  
**Game Ending Home Runs:** None  
**Lead Off Home Runs:** None

**JACK CUST**

**32**



**OUTFIELDER**

**Height/Weight:** 6-1 / 240

**Bats/Throws:** Left / Right

**Birthdate:** January 7, 1979

**Opening Day Age:** 30

**Birthplace/Resides:** Flemington, New Jersey / New Hope, Pennsylvania

**Major League Service:** 3 years, 2 days

**Obtained:** Acquired from the San Diego Padres organization for cash considerations, May 3, 2007

**Contract Status:** First year of a one-year contract through 2009.

**CAREER HIGHLIGHTS**

Appeared in 70 games with four Major League teams from 2001 to 2006 before finally breaking through with the A's in 2007...was a .222 hitter with five home runs and 19 RBI in 70 games from 2001-06 and has a .242 batting average, 59 home runs, 159 RBI, 216 walks and 361 strikeouts in 272 games over the last two years with the A's...set an American League record with 197 strikeouts in 2008, the second consecutive season he led the AL in strikeouts... led the AL in both walks and strikeouts in 2008, the ninth player (12th time) in major league history to lead his league in both walks and strikeouts...made his professional debut in 1997 and has exactly 200 career home runs in his 11 seasons and 1114 games in the minors...was named to a postseason All-Star team each year from 1998-2001, earning honors in the Pioneer League (1998), California League (1999), Texas League (2000) and Pacific Coast League (2001)...was named Arizona's Minor League Player of the Year in 1999 and played in the Futures Game held in Atlanta in 2000...was named most valuable player of the Triple-A All-Star game in 2002.

**2008 HIGHLIGHTS**

Led the A's in home runs (33), RBI (77), walks (111), strikeouts (197), on-base percentage (.375) and slugging percentage (.476) for the second consecutive season...also topped the club in runs (77) and total bases (229) and tied for the team lead in games played (148)...his 77 RBI were the fewest by an A's team leader since Dwayne Murphy led the club with 75 in 1983 and his .476 slugging percentage was the lowest since Jose Canseco led the 1986 club (.457)...his games played and runs scored were the fewest by an A's team leader since 1997...led the American League in both walks and strikeouts and tied for sixth in home runs...set an AL record with his 197 strikeouts, topping the previous mark of 186 set by Milwaukee's Rob Deer in 1987...broke the previous Athletics record of 175 set by Jose Canseco in 1986...it was the fourth highest single season total in ML history...his 111 walks tied for the ninth highest single season total in Oakland history and he became the fifth player in Oakland history with back-to-back 100 walk seasons...became the ninth player (12th time) in major league history to lead his league in both walks and strikeouts...walked or struck out in 308 of his 598 plate appearances (51.5%), the second time in Major League history a player has walked or struck out in at least half of his plate appearances (min. 502 PA)...he was the first to do it last year (53.1%)...also ranked second in the AL in pitches per plate appearance (4.37) but his .231 batting average was fourth lowest...did not swing at 62.1% of his pitches, which was fourth highest in the AL...had

FRONT OFFICE  
 2009 ATHLETICS  
 REVIEW  
 RECORDS  
 HISTORY  
 OPPONENTS  
 PLAYER DEVELOPMENT  
 MISCELLANEOUS

## MAJOR LEAGUE SINGLE SEASON STRIKEOUT LEADERS

204	Mark Reynolds (ARI), 2008
199	Ryan Howard (PHI), 2007
199	Ryan Howard (PHI), 2008
<b>197</b>	<b>Jack Cust (OAK), 2008</b>
195	Adam Dunn (CIN), 2004

career highs in games, at bats (481), runs, hits (111), doubles (19), home runs, walks, strikeouts and total bases, but his .231 batting average, .375 on-base percentage and .476 slugging percentage dropped off from his .256/.408/.504 last year when he had his first significant playing time in the majors...batted .220 at night and .229 against right-handed pitching...had the second lowest night batting average in the AL and third lowest mark against righties...hit .172 with runners in scoring position and two outs...20 of his 33 home runs came with the bases empty and the other 13 were two-run shots...25 came off right-handers as have 49 of his 64 career home runs...20 came in Oakland and 18 were hit with no outs, which tied for the AL lead...12 came in the seventh inning or later and seven came against Texas...12 gave the A's the lead and another three tied the game...started 77 games in left field and 61 at designated hitter, both of which led the A's...also made five starts in right field and was 0 for 2 with three walks as a pinch hitter...hit .207 with 17 home runs and 30 RBI as the DH...started games in each spot of the order from three through six and led the A's with 62 starts batting third and 46 hitting clean-up...hit just .198 when hitting third, which was the lowest mark from the three spot in the majors, and .216 hitting fourth, which was second lowest in the majors...hit .297 when batting fifth and .361 when hitting sixth.

**OAKLAND:** Went 0 for 4 with a career high tying four strikeouts in the opener on March 25 against Boston in Tokyo to become the first player in Oakland history to strike out four times on Opening Day...it was his first of four four-strikeout games in 2008 and he has six such games in his career...walked at least once in 11 consecutive games from April 11 to 26 (14 walks total), which was the third longest such streak in Oakland history...batted just .188 with one home run and seven RBI in 22 games in April...all three figures were his lowest one-month totals over the last two years...then had his first career four-hit game on May 1 at Los Angeles when he went 4 for 4 with two walks and a career high tying three runs scored...it was the 16<sup>th</sup> time in Oakland history a batter reached base safely at least six times in a game and he was the seventh to do so without making an out...ended up batting .303 in May, his best one month batting average in 2008, and added seven home runs...was named American League Player of the Week for the week of April 28-May 4 after going 10 for 20 (.500) with three home runs, four RBI and five walks in six games...it was the second time in his career he won the award...had his first of three two-homer games on May 21 against Tampa Bay...also did it on August 15 against Chicago and September 6 at Baltimore and now has five career multi-homer games...had the game winning RBI single in the bottom of the 11<sup>th</sup> inning of the A's 5-4 win on June 3 against Detroit...hit .127 over a 21-game span from June 17 to July 8...capped that stretch with a career long 0 for 18 streak from July 4 to 8...struck out at least once in 19 consecutive games (35 strikeouts total) from June 24-July 12, which set an Oakland record for a non-pitcher, breaking the mark of 18 set by Reggie Jackson from September 9-26, 1970...did not strikeout on July 13, the final game before the All-Star Break, but then fanned in each of the first 19 games after the break (35 strikeouts total) from July 18 to August 14...struck out at least once in 116 of his 148 games in 2008...finished the month of July with 45 strikeouts in 24 games, which set an Oakland record for strikeouts in a month...topped the previous mark of 43 by Rick Monday in August, 1968...did not walk or strike out on August 18 at Minnesota, snapping a streak of 64 consecutive games with at least one walk or strikeout dating back to May 29...that was the longest such streak in Oakland history, topping the previous high of 50 by Jose Canseco from October 6, 1985-May 31, 1986...had just nine games in 2008 where he did not walk or strike out...had a career best nine-game hitting streak from September 17 to 27 (9 for 31, .290)...homered in three straight games from September 23 to 26, the third time he has done that in his career...finished September with eight home runs, equaling his most ever in a month (May, 2007).

## CAREER

**2007**—Began the season at Triple-A Portland in the San Diego organization but finished it as the A's team leader in home runs (26), RBI (82), walks (105), strikeouts (164), on-base percentage (.408) and slugging percentage (.504)...was acquired from the Padres organization for a player to be named later or cash in a minor league trade on May 3 and was selected by Oakland on May 4...appeared in 124 games with the A's and batted .256...despite spending the first month of the season in the minors, he led the American League in strikeouts, ranked second in walks, seventh in on-base percentage and tied for 11th in home runs...became the first Oakland player to lead the AL in strikeouts since Tony Armas in 1981...his strikeout total was the highest in Major League history by a player with 125 games played or fewer...walked or struck out in 269 of his 507 plate appearances (53.1%) to become the first player in ML history (min. 502 PA) to either walk or strikeout in at least half of his plate appearances...his 26 home runs were the fewest by an A's team leader in a non-strike season since Ruben Sierra hit 22 in 1993...hit 15 of his 26 home runs with runners on base (one grand slam, five three-run, nine two-run), which tied for fifth most in the AL...11 came with two strikes, which also tied for fifth in the AL, and nine put the A's ahead...ranked first in the AL in lowest percent of pitches put in play (10.6%), second in pitches per plate appearance (4.40) and fourth in percent of pitches taken (64.1%)...the percent of pitches put in play were the lowest by a Major Leaguer since 1988 and the pitches per plate appearance were second best by an Athletic over that span (Henderson, 4.60 in 1994)...had

a roller coaster season with his batting average as he hit .222 in May, .329 in June, .213 in July, .314 in August and .193 in September...hit .273 against right-handed pitchers and .218 against lefties...batted .294 in Oakland and .219 on the road...hit .347 in 16 interleague games compared to .243 against AL teams...made 56 starts at designated hitter, 46 in right field and 12 in left field...also went 1 for 6 (.167) with three walks and two strikeouts as a pinch hitter...started games at every spot in the order from third through eighth, including 50 starts hitting cleanup and 31 starts batting third...was tied for the Pacific Coast League lead and tied for fifth in all of minor league baseball with eight home runs when he was traded to the A's on May 3...made his A's debut on May 6 at Tampa Bay and homered to become the 15th player in Oakland history to homer in his first game as an Athletic...then had his first career two-homer game on May 10 at Kansas City...that began a streak of four consecutive games with a home run and he had five home runs and 12 RBI total over that span...capped the streak with his first career walk-off home run on May 13 against Cleveland...was named American League Co-Player of the Week for the week of May 7-13, an honor he shared with teammate Dan Johnson...went 8 for 23 (.348) with five home runs and 13 RBI in six games...hit a three-run home run on May 19 against San Francisco, giving him eight home runs and 20 RBI in his first 13 games as an Athletic...became the first player in Oakland history to hit eight home runs in his first 41 at bats with the A's...the previous quickest was Dave Kingman who did it in 63 at bats in 1984...hit the 200th minor league home run of his career on June 15 while playing for Oakland...had homered in a game that was suspended on May 2 and that game was completed on the 15th and added to the statistics...had three straight three-hit games from June 15 to 17, the 11th time in Oakland history a player has done that...snapped a season high 23-game, 67-at bat homerless streak on June 17 against St. Louis...had a then-career high five RBI on June 27 at Cleveland...hit .385 with seven home runs and 19 RBI in 10 games against Cleveland in 2007...the seven home runs equaled the most in Oakland history in one season against the Indians...was 2 for 5 with his first career grand slam, a double and a career high seven RBI on August 10 at Detroit...the seven RBI were the most by an A's designated hitter since Troy Neel also had seven on July 8, 1993 vs. Boston...had his second career two-homer game on August 14 against Chicago...led the Majors with 41 strikeouts and 30 walks in 25 games in September...is the fifth player in Oakland history to walk 30 times in a month, the first since Jason Giambi had 30 in June of 2000...had at least one walk or strikeout in each of his final 45 games beginning on August 11...reached base safely via hit or walk in each of his final 24 games beginning on September 2...hit .300 with nine home runs and 20 RBI in 25 games with Portland...that gave him 35 home runs and 102 RBI in 149 professional games in 2007...added 19 walks in the PCL for a .430 on-base percentage and struck out 29 times...had three two-homer games with the Beavers (April 14 vs. Fresno, April 20 vs. Sacramento, April 23 at Colorado Springs).

**2006**—Went 1 for 3 (.333) in four games for the Padres after having his contract purchased from Triple-A Portland on September 9...all of his at bats came in pinch-hit appearances...hit .293 in 138 games for the Beavers...ranked second in the Pacific Coast League in home runs (30) and runs scored (97) while finishing fifth with a .549 slugging percentage...he paced the PCL with a .467 on-base percentage and led all minor leaguers with 143 walks.

**2005**—Batted .257 with 19 home runs and 75 RBI in 134 games for Oakland's Triple-A Sacramento team...led the River Cats with 19 home runs and finished third with 75 RBI...2005 marked his first season without a trip to the Majors since 2000...batted .345 with six homers and 23 RBI in 29 games in May...batted .305 against left-handers while 16 of his 19 home runs and 55 of 75 RBI came against righties...drew a team-high 115 walks, which led the Pacific Coast League and ranked second in all of minor league baseball...had 29 multi-hit games including a season-high four-hit outing (4 for 6) on May 9 at Las Vegas...also drove in a season-high four runs in that game...had 16 multi-RBI contests.

**2004**—Was on the Baltimore Orioles' Opening Day roster but appeared in just one game before he was sent to Triple-A Ottawa where he spent the remainder of the season...struck out as a pinch-hitter on April 7 against Boston and was designated for assignment on April 14...was assigned outright to Ottawa on April 16 and batted .235 with 17 home runs and 55 RBI in 102 games with the Lynx...was second on the club in RBI and tied for second in home runs...led the team and ranked fifth in the International League in walks (65)...also topped the club with 127 strikeouts...hit .249 with 15 of his 17 home runs against right handed pitchers compared to .164 against left-handers...appeared in 67 games at designated hitter, 32 in left field and two in right field...was batting .214 over his first 39 games before connecting for a pinch-hit home run on June 12 against Syracuse in his only pinch-hitting appearance of the season...that began a 35-game stretch from June 12 to July 30 where he batted .325 with 12 home runs and 31 RBI...had his first of three five-RBI games on June 22 at Durham...had a season best 11-game hitting streak from July 6 to 22 (.412, five home runs, 14 RBI and 12 walks)...hit eight of his 17 home runs over a 14-game span from July 10 to 30...had 16 RBI over that stretch, including five RBI performances on July 10 at Indianapolis and July 20 against Louisville in the second game of a doubleheader...then hit .120 with 34 strikeouts in 22 games in August...went 0 for 23 over a six-game stretch from August 3 to 12 and 0 for 23 over a six-game stretch from August 23 to 28.

**2003**—Split the season between Triple-A Ottawa and the Major Leagues, having three separate stints with the Orioles...began the season at Ottawa and batted .190 with two home runs and seven RBI in his first 26 games...hit .317 with seven homers and 51 RBI over his final 71 games with the Lynx...led the International League with a

FRONT OFFICE  
2009 ATHLETICS  
REVIEW  
RECORDS  
HISTORY  
OPPONENTS  
PLAYER DEVELOPMENT  
MISCELLANEOUS

## PLAYERS TO LEAD THEIR LEAGUE IN BOTH WALKS AND STRIKEOUTS

Babe Ruth, 1923 (NYY)

Babe Ruth, 1924 (NYY)

Babe Ruth, 1927 (NYY)

Babe Ruth, 1928 (NYY)

Hack Wilson, 1930 (CHI-NL)

Dolph Camilli, 1939 (BRK-NL)

Mickey Mantle, 1958 (NYY)

Mike Schmidt, 1983 (PHI)

Dale Murphy, 1985 (ATL)

Jim Thome, 1999 (CLE)

Jason Giambi, 2003 (NYY)

**Jack Cust, 2008 (OAK)**

.422 on-base percentage and 80 walks...ranked 10th among all minor leaguers in OBP...did not appear in a game for the Orioles during his first two call-ups from May 24 to 27 and July 11 to 21...was recalled for the third time on August 5 and stayed with the Orioles for the remainder of the season...at Ottawa, reached base via hit or walk in 91 of 97 games...reached base safely via hit or walk in 32 straight games, June 12 to July 29...in his second game with the Orioles on August 7, hit a go-ahead, three-run home run in a 5-3 win over Minnesota...appeared in only nine games (six starts) from August 17 until the final week of the season, going 3 for 20 with 11 strikeouts...hit safely in seven of his final 10 games, batting .429 to lift his average from .156 to a season-ending .260...made only one appearance in the field with the Orioles, playing the final five innings in left field on September 13 at Toronto.

**2002**—Spent the first four months of the season at Triple-A Colorado Springs and led Rockies' farmhands with 23 home runs...was named most valuable player of the Triple-A All-Star game after breaking a scoreless tie with a pinch-hit, two-run single in the sixth inning and later adding a solo home run...was recalled by Colorado on August 2 and made his Rockies debut that day at Chicago against the Cubs...hit a ninth-inning, game-tying, two-run home run off Cubs closer Antonio Alfonseca but the Rockies lost, 6-4, in 12 innings...became the sixth player to homer in his Rockies' debut...appeared in 35 games for Colorado and made 15 starts, all in left field...went 3 for 16 (.188) with one RBI as a pinch-hitter, but drew four walks...reached base safely in 87 of 105 games at Colorado Springs...batted .330 over his first 29 games but then hit .239 over his final 76 games...struck out at least one time in 16 consecutive games, April 6-23.

**2001**—Opened the season at Triple-A Tucson and was named to the Pacific Coast League All-Star team as an outfielder at season's end...also was named to the Triple-A mid-season All-Star team...led the PCL in walks (102), was third in games played (135) and on-base percentage (.415) and tied for fourth in home runs (27)...was recalled by the Diamondbacks in September and made his Major League debut on September 26 vs. Milwaukee, drawing a walk as a pinch-hitter...appeared in three games for Arizona and collected his first ML hit off Milwaukee's Mark Leiter on October 7.

**2000**—Spent the season at Double-A El Paso...was named to the Texas League All-Star team and also played in the Futures Game held in Atlanta...led the league in walks (117) and strikeouts (150), finished second in on-base percentage (.440) and was fourth in runs (100)...reached base via hit or walk in 115 of 129 games...was named Arizona's Minor League Player of the Month for April, batting .373 with seven homers and 21 RBI...earned TL Player of the Week honors, June 26-July 2, when he hit .529 with four doubles, a triple, a home run and eight RBI in five games...went 4 for 14 (.286) with two home runs and four RBI in the TL playoffs vs. Round Rock.

**1999**—Spent the season at Single-A High Desert and was named Arizona's Minor League Player of the Year...was also named to the California League All-Star team, leading the league in homers (32), on-base (.450) and slugging percentage (.651)...finished second in average (.334), walks (96) and extra-base hits (77) and tied for second in runs (107) and total bases (296)..

**1998**—Opened the season at Single-A South Bend but was sent to Rookie League Lethbridge after 16 games...with Lethbridge, led the Pioneer League in walks (86), on-base percentage (.530) and runs (75) en route to being named a league all-star...was also named to the Topps Class A Short Season/Rookie League All-Star team...was Arizona's Minor League Player of the Month in July after batting .404 with 7 HR and 30 RBI.

**1997**—In his first professional season, he led the Rookie League Diamondbacks with a .488 slugging percentage.

## PERSONAL/MISCELLANEOUS

John Joseph Cust III...he and his wife, Jennifer, were married on November 9, 2002...they have a daughter, Ava... is a 1997 graduate of Somerville (NJ) Immaculata High School...his father, Jack Jr., was an outfielder at Seton Hall and he, along with his sons, spend the off-season operating a baseball school for Little League players through the top levels of youth baseball in Flemington...Jack Jr., an accountant by trade, converted a warehouse into an indoor hitting facility, built an artificial turf field and conducts hitting classes throughout the winter months.

**LIFETIME PLAYING RECORD**

Year	Club	AVG.	G	AB	R	H	2B	3B	HR	RBI	SH	SF	HP	BB	SO	SB	CS	SLG	OBP	E
1997	AZL D'backs	.306	35	121	26	37	11	1	3	33	0	0	0	31	39	2	0	.488	.447	5
1998	South Bend	.242	16	62	5	15	3	0	0	4	0	1	0	5	20	0	1	.290	.294	4
	Lethbridge	.345	73	223	75	77	20	2	11	56	0	2	4	86	71	15	8	.601	.530	0
1999	High Desert	.334	125	455	107	152	42	3	32	112	0	3	2	96	145	1	4	.651	.450	12
2000	El Paso	.293	129	447	100	131	32	6	20	75	0	2	2	117	150	12	9	.526	.440	11
2001	Tucson	.278	135	442	81	123	24	2	27	79	0	5	5	102	160	6	3	.525	.415	11
	ARIZONA	.500	3	2	0	1	0	0	0	0	0	0	0	1	0	0	0	.500	.667	0
2002	Colorado Springs	.265	105	359	74	95	24	0	23	55	0	3	5	83	121	6	3	.524	.407	6
	COLORADO	.169	35	65	8	11	2	0	1	8	0	1	0	12	32	0	1	.246	.295	1
2003	Ottawa	.285	97	333	55	95	18	1	9	58	0	2	0	80	94	5	2	.426	.422	3
	BALTIMORE	.260	27	73	7	19	7	0	4	11	0	0	1	10	25	0	0	.521	.357	0
2004	BALTIMORE	.000	1	1	0	0	0	0	0	0	0	0	0	0	1	0	0	.000	.000	0
	Ottawa	.235	102	344	55	81	15	1	17	55	0	2	2	65	127	4	0	.433	.358	2
2005	Sacramento	.257	134	479	95	123	28	1	19	75	0	3	3	115	153	2	4	.438	.402	4
2006	Portland	.293	138	441	97	129	23	0	30	77	0	3	4	143	124	0	3	.549	.467	5
	SAN DIEGO	.333	4	3	1	1	0	0	0	0	0	0	0	0	1	0	0	.333	.333	0
2007	Portland	.300	25	80	17	24	7	0	9	20	0	1	0	19	29	0	0	.725	.430	1
	OAKLAND	.256	124	395	61	241	18	1	26	82	0	6	1	105	164	0	2	.504	.408	4
2008	OAKLAND	.231	148	481	77	111	19	0	33	77	0	4	2	111	197	0	0	.476	.375	4
<b>AL Totals</b>		<b>.243</b>	<b>300</b>	<b>950</b>	<b>145</b>	<b>231</b>	<b>44</b>	<b>1</b>	<b>63</b>	<b>170</b>	<b>0</b>	<b>10</b>	<b>4</b>	<b>226</b>	<b>387</b>	<b>0</b>	<b>2</b>	<b>.491</b>	<b>.387</b>	<b>8</b>
<b>NL Totals</b>		<b>.186</b>	<b>42</b>	<b>70</b>	<b>9</b>	<b>13</b>	<b>2</b>	<b>0</b>	<b>1</b>	<b>8</b>	<b>0</b>	<b>1</b>	<b>0</b>	<b>13</b>	<b>33</b>	<b>0</b>	<b>1</b>	<b>.257</b>	<b>.310</b>	<b>1</b>
<b>ML Totals</b>		<b>.239</b>	<b>342</b>	<b>1020</b>	<b>154</b>	<b>244</b>	<b>46</b>	<b>1</b>	<b>64</b>	<b>178</b>	<b>0</b>	<b>11</b>	<b>4</b>	<b>239</b>	<b>420</b>	<b>0</b>	<b>3</b>	<b>.475</b>	<b>.382</b>	<b>9</b>

**CAREER TRANSACTIONS**

**1997** — Selected by the Arizona Diamondbacks organization in the 1st round (30th selection overall) of the free agent draft, June 3. **2002** — Traded with catcher J.D. Closser to the Colorado Rockies for pitcher Mike Myers, January 7. **2003** — Traded to the Baltimore Orioles for outfielder/first baseman Chris Richard, March 11. **2004** — Elected free agency, October 15; signed by the Oakland Athletics organization, November 15. **2005** — Elected free agency, October 15; signed by the San Diego Padres organization, December 28. **2007** — Traded to the Oakland Athletics for cash considerations, May 3.

**VS. THE AMERICAN LEAGUE**

2008	AVG.	AB	H	HR	RBI	CAREER vs. TEAM	AVG.	AB	H	HR	RBI
.267	15	4	2	3	Baltimore	.188	32	6	3	4	
.192	26	5	3	5	Boston	.267	75	20	5	13	
.259	27	7	4	7	Chicago	.261	46	12	6	10	
.160	25	4	0	3	Cleveland	.297	64	19	7	22	
.250	24	6	1	3	Detroit	.291	55	16	3	14	
.250	32	8	0	4	Kansas City	.238	63	15	3	9	
.263	57	15	5	7	Los Angeles	.236	89	21	5	8	
.250	28	7	2	4	Minnesota	.208	48	10	3	7	
.235	17	4	0	3	New York	.250	48	12	2	8	
—	0	0	0	0	Oakland	—	0	0	0	0	
.216	51	11	4	7	Seattle	.185	92	17	5	11	
.200	25	5	2	4	Tampa Bay	.189	53	10	4	9	
.279	61	17	7	14	Texas	.274	106	29	8	24	
.188	32	6	0	2	Toronto	.217	69	15	2	9	

**BALLPARK BREAKDOWN**

	AVG.	AB	H	HR	RBI
Angel Stadium	.196	46	9	2	2
AT&T Park	.385	13	5	0	3
Camden Yards	.135	37	5	4	8
Chase Field	.182	11	2	0	2
Coliseum	.266	443	118	34	88
Comerica Park	.310	29	9	2	10
Coors Field	.206	34	7	0	6
Dodger Stadium	.000	1	0	0	0
Dolphin Stadium	.000	4	0	0	0
Fenway Park	.317	41	13	3	7
Great American	.000	1	0	0	0
Kauffman Stadium	.250	24	6	2	7
Metrodome	.211	19	4	0	1
Miller Park	.500	2	1	0	0
Minute Maid Park	.077	13	1	0	0
Progressive Field	.267	45	12	4	11
Qualcomm Stadium	.200	5	1	0	0
Rangers Ballpark	.234	47	11	3	8
Rogers Centre	.184	38	7	1	3
Shafeco Field	.171	41	7	1	5
Sea Stadium	.250	4	1	1	1
Tokyo Dome	.000	4	0	0	0
Tropicana Field	.206	34	7	2	5
Turner Field	.250	16	4	1	1
U.S. Cellular Field	.192	26	5	2	4
Wrigley Field	.100	10	1	1	2
Yankee Stadium	.250	32	8	1	4

**VS. THE NATIONAL LEAGUE**

2008	AVG.	AB	H	HR	RBI	CAREER vs. TEAM	AVG.	AB	H	HR	RBI
.125	8	1	0	2	Arizona	.167	12	2	0	2	
.273	11	3	1	1	Atlanta	.250	16	4	1	1	
—	0	0	0	0	Chicago	.063	16	1	1	3	
—	0	0	0	0	Cincinnati	.235	17	4	1	3	
—	0	0	0	0	Colorado	—	0	0	0	0	
.077	13	1	0	1	Florida	.059	17	1	0	1	
—	0	0	0	0	Houston	.077	13	1	0	0	
—	0	0	0	0	Los Angeles	.250	8	2	0	0	
—	0	0	0	0	Milwaukee	.500	2	1	0	0	
—	0	0	0	0	New York	.333	6	2	1	1	
.200	10	2	1	3	Philadelphia	.200	10	2	1	3	
—	0	0	0	0	Pittsburgh	—	0	0	0	0	
—	0	0	0	0	St. Louis	.625	16	10	1	4	
—	0	0	0	0	San Diego	.333	6	2	0	1	
.263	19	5	1	4	San Francisco	.256	39	10	2	9	
—	0	0	0	0	Washington	.000	2	0	0	2	

FRONT OFFICE  
2009 ATHLETICS  
REVIEW  
RECORDS  
HISTORY  
OPPONENTS  
PLAYER DEVELOPMENT  
MISCELLANEOUS

## MONTHLY BREAKDOWN

2008						CAREER					
AVG.	AB	H	HR	RBI	by MONTH	AVG.	AB	H	HR	RBI	
.000	4	0	0	0	March	.000	4	0	0	0	
.188	64	12	1	7	April	.185	65	12	1	7	
.303	89	27	7	14	May	.267	161	43	15	35	
.207	87	18	5	18	June	.265	166	44	10	31	
.205	83	17	6	10	July	.209	158	33	10	26	
.234	77	18	6	10	August	.233	245	57	16	46	
.247	77	19	8	18	September	.247	219	54	12	33	
—	0	0	0	0	October	.500	2	1	0	0	

## BATTING BREAKDOWN

2008						CAREER					
AVG.	AB	H	HR	RBI	by CATEGORY	AVG.	AB	H	HR	RBI	
.241	253	61	20	44	Home	.255	502	128	36	99	
.219	228	50	13	33	Road	.224	518	116	28	79	
.255	149	38	13	32	Day	.247	352	87	27	71	
.220	332	73	20	45	Night	.235	668	157	37	107	
.238	437	104	33	75	Grass	.244	925	226	61	169	
.159	44	7	0	2	Turf	.189	95	18	3	9	
.229	292	67	18	47	Pre-ASG	.243	473	115	33	89	
.233	189	44	15	30	Post-ASG	.236	547	129	31	89	
.235	136	32	8	20	vs. LHP	.228	276	63	15	46	
.229	345	79	25	57	vs. RHP	.243	744	181	49	132	
.231	117	27	2	33	RISP	.261	257	67	14	108	
.200	10	2	0	0	Bases Loaded	.240	25	6	1	22	
.000	2	0	0	1	Pinch Hitter	.152	33	5	0	2	
.207	217	45	17	30	Designated Hitter	.228	478	109	33	86	

## FIELDING STATISTICS

Outfield										
YEAR	PCT.	G	PO	A	E	TC	DP			
2001	—	1	0	0	0	0	0			
2002	.960	18	24	0	1	25	0			
2003	1.000	1	3	0	0	3	0			
2006	—	1	0	0	0	0	0			
2007	.959	60	93	1	4	98	0			
2008	.972	83	133	4	4	141	0			
<b>Totals</b>	<b>.966</b>	<b>164</b>	<b>253</b>	<b>5</b>	<b>9</b>	<b>267</b>	<b>0</b>			

## CUST'S CAREER BESTS

**Hits:** 4, May 1, 2008 at Los Angeles (AL)  
**Home Runs:** 2 (five times), September 6, 2008 at Baltimore; August 15, 2008 vs. Chicago (AL); May 21, 2008 vs. Tampa Bay; August 14, 2007 vs. Chicago (AL); May 10, 2007 at Kansas City  
**Runs Batted In:** 7, August 10, 2007 at Detroit; 5, June 27, 2007 at Cleveland  
**Stolen Bases:** None  
**Hitting Streak:** 9, September 17 to 27, 2008  
**Hitless Streak (At Bats):** 18, July 4 to 8, 2008  
**Grand Slams:** 1, August 10, 2007 at Detroit (Macay Bride).  
**Pinch-Hit Home Runs:** None.  
**Inside-The-Park Home Runs:** None.  
**Game Ending Home Runs:** 1, May 13, 2007 vs. Cleveland (Fernando Cabrera).  
**Lead Off Home Runs:** None.

# RAJAI DAVIS

# 11

## OUTFIELDER

**Height/Weight:** 5-11 / 195

**Bats/Throws:** Right / Right

**Birthdate:** October 19, 1980


**Opening Day Age:** 28

**Birthplace/Resides:** Norwich, Connecticut / Waterford, Connecticut

**Major League Service:** 1 year, 167 days

**Obtained:** Claimed off waivers, April 23, 2008

**Contract Status:** First year of a one-year contract through 2009.



## CAREER HIGHLIGHTS

Has spent the last three seasons in the majors with three different teams...was originally a 38th round draft pick by Pittsburgh in 2001 and made his Major League debut with the Pirates in 2006...began the 2007 season with Pittsburgh before being dealt to San Francisco at the trading deadline in 2007...was claimed off waivers by the A's early in 2008 and combined to steal 29 bases with the A's and Giants...his 29 steals in 226 plate appearances tied for fourth most in the Major Leagues since 1900 among players with 250 or fewer plate appearances...has stolen 251 bases in parts of seven seasons in the minors, while also grabbing 52 steals in 208 Major League contests...surpassed the 40-steal mark four times during his minor league career...was originally signed as a second baseman...began his career as a switch hitter, but became a full-time right-handed hitter prior to the 2004 season.

## 2008 HIGHLIGHTS

Was claimed by the A's off waivers from San Francisco on April 23 and went on to steal a team leading 25 bases with Oakland...became just the third Athletic in the last 13 years to steal 20 or more bases in a season, the first since Johnny Damon in 2001 (27)...had four stolen bases with the Giants, giving him a career high 29 overall, which tied for 17th in the majors...his 29 steals in 226 plate appearances tied for fourth most in the Major Leagues since 1900 among players with 250 or fewer plate appearances...they were the most since Rex Hudler had 29 steals in 229 plate appearances with Montreal in 1988...had 207 plate appearances with Oakland and only three players

in Athletics history had more steals with 250 or fewer plate appearances...Larry Lintz had 31 steals in four plate appearances in 1976, Herb Washington had 29 in zero in 1974 and Matt Alexander had 26 in 47 in 1977...was successful in 25 of his 31 (80.6%) attempts with Oakland, which was the eighth best percentage in the American League ...went 1 for 18 (.056) in 12 games with San Francisco and then hit .260 in 101 games with Oakland for a .243 batting average, three home runs and 19 RBI in 113 games overall...in addition to stolen bases, he had career highs in games, at bats (214), triples (4), home runs, RBI and strikeouts (40)...hit .250 (33 for 132) against right-handed pitching and .232 (19 for 82) with two of his three home runs against left-handers...has hit three of his four career home runs off southpaws...batted .271 on the road with all three of his home runs compared to .215 at home...had a .304 average with runners in scoring position and two outs and was 5 for 9 (.556) with a home run and 11 RBI with the bases loaded...hit .207 with 15 stolen bases in 72 games before the All-Star Break and .282 with 14 stolen bases in 41 games after the break...was sixth in the AL in post-break stolen bases...hit .276 during night games and .188 during the day...started 41 games for the A's, all in center field, but appeared in 84 games overall in center with Oakland as he saw significant playing time as a late inning defensive replacement...started three games with San Francisco, including two in center field and one in left field...pinch ran 28 times overall and had eight stolen bases and 10 runs scored as a pinch runner...was also 0 for 6 with a walk and two strikeouts as a pinch hitter...24 of his starts with the A's came batting first and he hit .223 with three walks, eight stolen bases and 12 runs scored in 27 games hitting leadoff overall.

**OAKLAND:** Was on the Opening Day roster for San Francisco but was designated for assignment on April 20...was claimed off waivers on April 23 and spent the remainder of the season with the A's...went 3 for 4 with a triple in his Oakland debut on April 24, a start in center field against Minnesota...singled in his first at bat to snap a career long

0 for 14 streak...went 7 for 21 (.333) over his first 11 games with the A's but then went 4 for 27 (.148) over a 23-game stretch from May 7 to June 7...hit .286 (10 for 35) over a 21-game stretch from June 8 to July 4... made his Major League second base debut on June 18 at Arizona in the eighth inning but did not have any chances...it was his first appearance in the infield since playing two games at second base for Single-A Williamsport in 2001...matched his career high with two stolen bases on June 20 against Florida...it was his first of three two-steal games in 2008...his second came on June 28 against San Francisco...his A's batting average was at .237 entering play on August 22...was 3 for 3 that day at Seattle and went 21 for 57 (.368) with three triples, two

### MOST STOLEN BASES, SEASON, FEWER THAN 250 PLATE APPEARANCES (SINCE 1900)

- 46 Willie Wilson, KC (1978)
- 35 Bob Demier, PHI (1983)
- 31 Larry Lintz, OAK (1976)
- 29 Herb Washington, OAK (1974)
- 29 Rex Hudler, MON (1988)
- 29 Rajai Davis, SF-OAK (2008)

home runs, nine RBI and six stolen bases over a 15-game stretch from August 22 to September 9...started 16 of 18 games in center field from August 26 to September 14...had a career high four hits and matched his best with two stolen bases on August 27 at Los Angeles...was 10 for 25 (.400) with five stolen bases in 14 games against the Angels...had a career high seven-game hitting streak from August 31 to September 9...hit .379 (11 for 29) with eight runs scored, three triples, a home run and eight RBI during the streak...pinch ran for designated hitter Jack Cust in the eighth inning on September 5 at Baltimore, stole third base, scored a run and then hit his first career grand slam off Randor Bierd later in the inning...it was the first four RBI game of his career...tied an Oakland record with two triples on September 9 at Detroit...it was the 10<sup>th</sup> two-triple game in Oakland history, the first since Ray Durham on August 24, 2002, also at Detroit...committed the first error of his career on September 11 against Texas after starting his career with a 148 game errorless streak...played for Anzoategui in the Venezuelan Winter League following the season and batted .276 with two home runs, four RBI and seven stolen bases in 15 games.

### CAREER

**2007**—Split the year between the Pirates organization and the Giants...opened his campaign at Triple-A Indianapolis, before being called up to Pittsburgh in June and traded to San Francisco at the end of July...was acquired by the Giants at the July 31 trade deadline with a player to be named later (RHP Stephen Macfarland) in exchange for RHP Matt Morris...appeared in 75 Major League contests overall, batting .279 with one home run, nine RBI and 22 steals (in 28 attempts)...with San Francisco, he hit at .282 clip with one home run, seven RBI and 17 steals (21 attempts)...hit safely in 27 of his 33 starts with the Giants (31 in center field, one in left field, one in right field)...after joining the Giants on August 1, his 17 stolen bases were the sixth highest total in the National League...hammered his first career home run on August 17 at Florida, a two-run shot off Scott Olsen...including his time with the Pirates, he batted .299 over his last 64 ML contests...began his San Francisco career with a .364 showing over his initial 18 games...hit .271 with two RBI and five steals in 24 contests (12 starts, all in center field) with the Bucs, having been called up from the minors on June 5...hit .318 in 53 contests with Indianapolis, recording 27 steals...with the glove, he did not commit an error in majors, handling 134 total chances (3 assists) while playing all three outfield positions.



**2006**—Spent the majority of his season with Indianapolis...finished second in the International League in stolen bases (45)...was recalled by Pittsburgh on August 14 and went 0 for 1 in Major League debut that night against Milwaukee (fled out as a pinch hitter)...walked and swiped his first Major League base on August 16 against Milwaukee...snapped a 0 for 5 start to his career with a pinch double off Chicago's Carlos Zambrano on August 29 and also scored his first big-league run...participated in the Venezuelan Winter League and hit .227 with four RBI and six stolen bases in 15 games with Caracas.

**2005**—Made his debut on Pittsburgh's 40-man roster...spent the season with Double-A Altoona and earned mid-season Eastern League All-Star honors...shared the Eastern League lead in stolen bases (45) and ranked fifth in runs (82)...led the club in games (123), hits (140) and at-bats (499)...shared the team lead in stolen bases while also equaling the Curve's single-season club record...hit .292 with a home run and three RBI in 19 games with Guasave of Mexican Winter League.

**2004**—Earned Carolina League mid- and post-season All-Star honors for Single-A Lynchburg...paced the league in average (.314), runs (91), hits (160) and stolen bases (57)...became the first Lynchburg player since Lenny Dykstra in 1983 to lead the league in stolen bases.

**2003**—Was named to the South Atlantic League postseason All-Star team while playing for Single-A Hickory...ranked third among league leaders in stolen bases (40), hits (146) and runs (84)...also finished seventh in batting (.305)...tied for the lead among Bucco farmhands in triples (7), ranked third in runs and tied for second in hits...established minor league career highs in home runs (6) and RBI (54).

**2002**—Was named Topps Gulf Coast League Player of Year, while also being named to the GCL All-Star team...hit .380 with 16 doubles, five triples, four home runs, 38 RBI and 26 stolen bases in 55 minor league games, while splitting his campaign between the GCL Pirates, Single-A Williamsport and Single-A Hickory...led the GCL in average (.384), at bats (224), hits (86), on-base percentage (.436) and total bases (124)...tied for the league lead in extra-base hits (25) and finished third in stolen bases (24) and second in slugging (.554)...paced Pittsburgh farmhands in average and on-base percentage (.444)...finished season with South Atlantic League champion Hickory club.

**2001**—Began his professional career with rookie-league Williamsport, before spending the remainder of the season with the Gulf Coast League Pirates.

## PERSONAL/MISCELLANEOUS

Rajai Lavae Davis...graduated from New London (CT) High School in 1999, playing baseball, basketball and football...attended University of Connecticut at Avery Point (Groton, CT)...is married, Marissa.

## LIFETIME PLAYING RECORD

Year	Club	AVG.	G	AB	R	H	2B	3B	HR	RBI	SH	SF	HP	BB	SO	SB	CS	SLG	OBP	E
2001	Williamsport	.083	6	12	1	1	0	0	0	0	0	0	0	2	4	0	1	.083	.214	0
	GCL Pirates	.262	26	84	19	22	1	0	4	3	1	1	13	26	11	3	274	.364	1	
2002	GCL Pirates	.384	48	224	38	86	16	5	4	35	0	3	3	20	25	24	6	.554	.436	3
	Williamsport	.000	1	4	0	0	0	0	0	0	0	0	0	0	1	0	0	.000	.000	0
	Hickory	.429	6	14	4	6	0	0	3	1	0	1	6	2	2	2	429	.619	0	
2003	Hickory	.305	125	478	84	146	21	7	6	54	8	2	6	55	65	40	13	.416	.383	7
2004	Lynchburg	.314	127	509	91	160	27	7	5	38	4	0	2	59	60	57	15	.424	.388	9
2005	Altoona	.281	123	499	82	140	22	5	4	34	6	1	12	43	76	45	9	.369	.351	10
2006	Indianapolis	.283	100	385	53	109	17	1	2	21	2	0	3	27	59	45	13	.348	.335	2
	PITTSBURGH	.143	20	14	1	2	1	0	0	1	0	0	2	3	1	3	214	.250	0	
2007	Indianapolis	.318	53	211	31	67	12	4	4	30	2	2	3	21	25	27	9	.469	.384	3
	PITTSBURGH	.271	24	48	6	13	2	1	0	2	1	1	0	7	3	5	2	.354	.357	0
	SAN FRANCISCO	.282	51	142	26	40	9	1	1	7	2	0	4	14	25	17	4	.380	.363	0
2008	SAN FRANCISCO	.056	12	18	2	1	0	0	0	0	0	0	0	1	6	4	0	.056	.105	0
	OAKLAND	.260	101	196	28	51	5	4	3	19	2	1	1	7	34	25	6	.372	.288	1
	<b>AL Totals</b>	<b>.260</b>	<b>101</b>	<b>196</b>	<b>28</b>	<b>51</b>	<b>5</b>	<b>4</b>	<b>3</b>	<b>19</b>	<b>2</b>	<b>1</b>	<b>1</b>	<b>7</b>	<b>34</b>	<b>25</b>	<b>6</b>	<b>.372</b>	<b>.288</b>	<b>1</b>
	<b>NL Totals</b>	<b>.252</b>	<b>107</b>	<b>222</b>	<b>35</b>	<b>56</b>	<b>12</b>	<b>2</b>	<b>1</b>	<b>9</b>	<b>4</b>	<b>1</b>	<b>4</b>	<b>24</b>	<b>37</b>	<b>27</b>	<b>9</b>	<b>.338</b>	<b>.335</b>	<b>0</b>
	<b>ML Totals</b>	<b>.256</b>	<b>208</b>	<b>418</b>	<b>63</b>	<b>107</b>	<b>17</b>	<b>6</b>	<b>4</b>	<b>28</b>	<b>6</b>	<b>2</b>	<b>5</b>	<b>31</b>	<b>71</b>	<b>52</b>	<b>15</b>	<b>.354</b>	<b>.314</b>	<b>1</b>

## CAREER TRANSACTIONS

**2001** — Selected by the Pittsburgh Pirates organization in the 38th round of the First-Year Player Draft. **2007** — Traded with a player to be named later (pitcher Stephen Macfarland on August 27) to the San Francisco Giants in exchange for pitcher Matt Morris, July 31. **2008** — Claimed off waivers by Oakland, April 23.

**VS. THE AMERICAN LEAGUE**

2008				CAREER						
AVG.	AB	H	HR	RBI	vs. TEAM	AVG.	AB	H	HR	RBI
.385	13	5	1	7	Baltimore	.385	13	5	1	7
.500	2	1	0	0	Boston	.500	2	1	0	0
.143	14	2	0	0	Chicago	.158	19	3	0	0
.250	8	2	0	0	Cleveland	.250	8	2	0	0
.300	20	6	0	5	Detroit	.300	20	6	0	5
.250	8	2	0	0	Kansas City	.250	8	2	0	0
.400	25	10	0	2	Los Angeles	.414	29	12	0	3
.269	26	7	0	0	Minnesota	.269	26	7	0	0
.000	2	0	0	0	New York	.000	3	0	0	0
—	0	0	0	0	Oakland	—	0	0	0	0
.308	13	4	1	1	Seattle	.308	13	4	1	1
.286	7	2	0	1	Tampa Bay	.286	7	2	0	1
.120	25	3	0	0	Texas	.120	25	3	0	0
.000	5	0	0	0	Toronto	.000	5	0	0	0

**VS. THE NATIONAL LEAGUE**

2008				CAREER						
AVG.	AB	H	HR	RBI	vs. TEAM	AVG.	AB	H	HR	RBI
.400	5	2	1	3	Arizona	.353	17	6	1	3
.000	4	0	0	0	Atlanta	.200	15	3	0	1
—	0	0	0	0	Chicago	.077	13	1	0	0
—	0	0	0	0	Cincinnati	.067	15	1	0	0
—	0	0	0	0	Colorado	.476	21	10	0	0
.250	8	2	0	0	Florida	.152	33	5	1	3
—	0	0	0	0	Houston	.000	4	0	0	0
.250	4	1	0	0	Los Angeles	.217	23	5	0	1
.000	3	0	0	0	Milwaukee	.333	12	4	0	0
—	0	0	0	0	New York	.500	2	1	0	0
.333	3	1	0	0	Philadelphia	.250	4	1	0	0
—	0	0	0	0	Pittsburgh	.421	19	8	0	1
.000	9	0	0	0	St. Louis	.091	11	1	0	0
.000	0	0	0	0	San Diego	.250	4	1	0	0
.200	10	2	0	0	San Francisco	.200	10	2	0	0
—	0	0	0	0	Washington	.297	37	11	0	2

**MONTHLY BREAKDOWN**

2008				CAREER						
AVG.	AB	H	HR	RBI	by MONTH	AVG.	AB	H	HR	RBI
.172	29	5	0	2	April	.172	29	5	0	2
.194	36	7	0	3	May	.194	36	7	0	3
.276	29	8	1	3	June	.237	59	14	1	5
.136	22	3	0	0	July	.250	40	10	0	0
.347	49	17	1	3	August	.313	144	45	2	9
.245	49	12	1	8	September	.236	110	26	1	9

**BATTING BREAKDOWN**

2008				CAREER						
AVG.	AB	H	HR	RBI	by CATEGORY	AVG.	AB	H	HR	RBI
.215	107	23	0	3	Home	.259	205	53	0	3
.271	107	29	3	16	Road	.254	213	54	4	25
.188	80	15	0	0	Day	.226	155	35	0	0
.276	134	37	3	19	Night	.274	263	72	4	28
.245	208	51	3	19	Grass	.257	412	106	4	28
.167	6	1	0	0	Turf	.167	6	1	0	0
.207	111	23	1	8	Pre-ASG	.215	149	32	1	10
.282	103	29	2	11	Post-ASG	.279	269	75	3	18
.232	82	19	2	8	vs. LHP	.265	181	48	3	14
.250	132	33	1	11	vs. RHP	.249	237	59	1	14
.255	51	13	1	16	RISP	.222	90	20	1	23
.556	9	5	1	11	Bases Loaded	.455	11	5	1	12
.000	6	0	0	0	Pinch Hitter	.194	31	6	0	0
.333	6	2	1	4	Designated Hitter	.333	6	2	1	4

**BALLPARK BREAKDOWN**

	AVG.	AB	H	HR	RBI
Angel Stadium	.435	23	10	0	3
AT&T Park	.260	77	20	0	0
Busch Stadium	.250	4	1	0	0
Camden Yards	.600	5	3	1	5
Chase Field	.455	11	5	1	3
Citizens Bank Park	.000	1	0	0	0
Coliseum	.235	98	23	0	3
Comerica Park	.300	20	6	0	5
Coors Field	.333	9	3	0	0
Dodger Stadium	.222	18	4	0	1
Dolphin Stadium	.120	25	3	1	3
Fenway Park	.000	1	0	0	0
Great American	.000	2	0	0	0
Kauffman Stadium	.250	8	2	0	0
Metrodome	.200	5	1	0	0
Miller Park	.000	3	0	0	0
PETCO Park	.000	2	0	0	0
PNC Park	.342	38	13	0	1
Progressive Field	.250	8	2	0	0
Rangers Ballpark	.000	3	0	0	0
RFK Stadium	.176	17	3	0	2
Rogers Centre	.000	0	0	0	0
Safeco Field	.300	10	3	1	1
Shea Stadium	.500	2	1	0	0
Tropicana Field	.000	1	0	0	0
Turner Field	.200	15	3	0	1
U.S. Cellular Field	.100	10	1	0	0
Wrigley Field	.000	0	0	0	0
Yankee Stadium	.000	2	0	0	0

**FIELDING STATISTICS**

**Second Base**

Year	Pct.	G	PO	A	E	TC	DP
2008	—	1	0	0	0	0	0
<b>Totals</b>	<b>—</b>	<b>1</b>	<b>0</b>	<b>0</b>	<b>0</b>	<b>0</b>	<b>0</b>

**Outfielder**

Year	Pct.	G	PO	A	E	TC	DP
2006	—	1	0	0	0	0	0
2007	1.000	62	131	3	0	134	0
2008	.994	92	156	4	1	161	2
<b>Totals</b>	<b>.997</b>	<b>155</b>	<b>287</b>	<b>7</b>	<b>1</b>	<b>295</b>	<b>2</b>

**DAVIS' CAREER BESTS**

**Hits:** 4, August 27, 2008 at Los Angeles (AL)

**Home Runs:** 1 (four times), last: September 5, 2008 at Baltimore

**Runs Batted In:** 4, September 5, 2008 at Baltimore

**Stolen Bases:** 2 (seven times), last: August 27, 2008 at Los Angeles (AL)

**Hitting Streak:** 7, August 31 to September 9, 2008

**Hitless Streak (At Bats):** 14, April 5 to 19, 2008


**Grand Slams:** 1, September 5, 2008 at Baltimore (Bierd).

**Pinch-Hit Home Runs:** None.

**Inside-The-Park Home Runs:** None.

**Game Ending Home Runs:** None.

**Lead Off Home Runs:** None.

**OUTFIELDER****Height/Weight:** 6-0 / 204**Bats/Throws:** Right / Right**Birthdate:** July 15, 1980**Opening Day Age:** 28**Birthplace/Resides:** Bristol, Connecticut / Southington, Connecticut**Major League Service:** 2 years, 64 days**Obtained:** Acquired from the Cincinnati Reds for two players to be named later (Marcus McBeth and Ben Jukich) and cash considerations, April 27, 2007**Contract Status:** First year of a one-year contract through 2009.**CAREER HIGHLIGHTS**

Made his Major League debut with Cincinnati in 2005 and appeared in 67 games for the Reds in 2005 and 2006 before missing the entire 2007 season after having "Tommy John" surgery...was traded to the A's less than a month after the surgery and hit .290 in 29 games with Oakland in 2008...was a 19th round pick of Cincinnati in the 2002 draft...selected to play in the Carolina League vs. California League All-Star Game in 2004...received the Sheldon Bender Award as the Reds Minor League Player of the Year in 2005 and became the first player selected by the Reds in the 2002 draft to play in the Major Leagues...was an Arizona Fall League All-Star following the 2005 season...started for the International League in the 2006 Triple-A All-Star Game...was named Co-Pacific Coast League Postseason MVP in 2008.

**2008 HIGHLIGHTS**

Split his time in 2008 between Oakland, the disabled list and Triple-A Sacramento...was on the A's Opening Day Roster and batted .260 in 25 games before going on the disabled list on May 11 retroactive to May 7 with lower back tightness...missed a total of 61 games before he was reinstated from the DL on July 19 and optioned to Sacramento...batted .302 with two home runs and 20 RBI in 45 games overall with the River Cats...returned to Oakland on September 17 and went 5 for 12 (.417) with a home run and three RBI in four games to finish the Oakland portion of his campaign with a .290 batting average in 29 games...hit .333 (11 for 33) with his lone home run and six of his nine RBI against right-handed pitching compared to .241 (7 for 29) against left-handers...batted .241 with the bases empty and .333 with runners on, including .350 with runners in scoring position...had a .138 career average with RISP entering the season...hit .286 with two strikes...started 16 games for the A's, including eight in center field, seven in left field and one in right field...did not commit an error in 24 games total in the outfield (38 total chances).

**OAKLAND:** Went 1 for 7 (.143) over his first six games with the A's before a 10 for 30 (.333) streak over a 10-game stretch from April 10 to 22 lifted his average to .297...then went 2 for 13 (.154) over his next nine games before going on the DL...it was his second career stint on the DL as he missed the entire 2007 season after undergoing "Tommy John" surgery on his right elbow...began a rehab assignment with Sacramento on May 17 and went 3 for 16 (.188) in four games before his back problems returned and his rehab assignment was halted on May 24...resumed his rehab on July 6 and went 5 for 22 (.227) in five games with Sacramento and 3 for 9 (.333) in two games with Single-A Stockton from July 16-17 before he was reinstated from the DL and optioned to Sacramento on July 19...returned to Oakland following the PCL playoffs and hit his lone home run of the season on September 24 at Texas...it was his first home run since September 19, 2006 at Houston, a span of 37 games without a home run.

**SACRAMENTO:** Remained with the River Cats through the conclusion of their season and hit .318 (48 for 151) with both of his home runs and 16 of his 20 RBI in 36 games following his option...overall at Sacramento, he hit .298 (14 for 47) against left-handed pitching and .303 (43 for 142) against right-handers...batted .414 with both of his home runs in innings four through six...appeared in 39 games in center field, three in left field and three in right field...batted first 21 times and second 21 times...also made one appearance in both the six and seven spots in the order...was batting .243 when he had a season high four hits on August 8 at Las Vegas...went 31 for 82 (.378) over his final 19 games to finish the year at .302...his longest hitting streak with the River Cats was eight games from August 12 to 20 and he had at least two hits in all eight games during that streak (18 for 39, .462)...hit safely in 32 of his 45 games and had 21 multiple hit games...batted .486 (17 for 35) with four home runs, six RBI and 12 runs scored in eight Pacific Coast League playoff games and was named Co-PCL Postseason MVP along with teammate Carlos Gonzalez.

**CAREER**

**2007**—Was acquired by the A's from the Cincinnati Reds for two players to be named later and cash considerations on April 27...spent the entire season on the disabled list after having "Tommy John" surgery on his right elbow on April 3...was batting .264 with a home run and six RBI in 20 games with Cincinnati during spring training before

tearing the ulnar collateral ligament in his right elbow on March 23...was placed on the Reds disabled list on March 24 and transferred to the 60-day DL on April 13...the A's sent Marcus McBeth to the Reds on April 28 as the first player to be named later and completed the trade by sending Ben Jukich on June 12.

**2006**—Appeared in 49 games during four stints with the Reds (April 3-8, May 2-10, July 13-August 9, August 29-October 11)...made 25 starts (14 in right field, 10 in center field, one in left field)...after Ryan Freel was injured on September 19, he started in center field in nine of the Reds' last 10 games of the season...in those nine starts he hit .343...in his last 16 games he hit .383...in September, he led Reds regulars in hitting (.352)...in the 3-2 victory on July 15 vs. the Rockies, he drove in the tying and winning runs with a game-ending infield single...spent most of the season at Triple-A Louisville and hit .349 in 83 games...fell 29 plate appearances shy of qualifying for the International League batting title...teammate Norris Hopper won it at .347...was Louisville's only player selected to participate in the Triple-A All-Star Game at Toledo...went 1 for 3 and scored a pair of runs in the game...reached base safely in 72 of his 83 appearances with the Bats...in a *Baseball America* poll was voted Best Defensive Outfielder and batter with the Best Strike Zone Judgment in the International League...in April was named the organization's Minor League Player of the Month and Louisville's Hitter of the Month (.351, 3 HR, 10 RBI, 4 SB)...following the season, he played for Leones del Escogido in the Dominican Winter League...hit .250 with no home runs, seven RBI and one stolen base in 14 games.

**2005**—Received the Sheldon Bender Award as Cincinnati's Minor League Player of the Year...spent the minor league season at Double-A Chattanooga and Triple-A Louisville, where he combined to hit .317 with 20 home runs, 87 RBI and 12 stolen bases in 137 games...on September 5, was promoted to the Reds...made 18 appearances for the Reds, including seven starts (four in center field, two in right field, one in left field)...began the year at Chattanooga and hit .330 in 46 games before he was promoted to Louisville on May 26...was Louisville's Hitter of the Month for June (.337, 6 HR, 26 RBI) and August (.327, 5 HR, 16 RBI)...from June 6-19, he hit .413 during a season-high 12-game hitting streak...made his Major League debut on September 7 against Milwaukee and struck out as a pinch hitter...recorded his first career hit in his second career plate appearance on September 9 against Pittsburgh, a solo home run off Oliver Perez...led Louisville with 52 starts batting third and 68 starts in center...following the season was an All-Star for Mesa in the Arizona Fall League...hit .333 with three home runs, 24 RBI and three stolen bases in 23 games.

**2004**—In 136 games at Single-A Potomac and Double-A Chattanooga, he combined to hit .284 with 17 home runs, 78 RBI and 15 stolen bases...among all Reds minor league batters, he ranked tied for fourth in both home runs and RBI...began the season at Potomac, where he was selected to play in the Carolina League vs. California League All-Star Game...was named the Carolina League's Batter of the Week for April 26-May 2...from April 21-May 4, he produced a season-high 12-game hitting streak (.463, 4 HR, 11 RBI)...was promoted to Chattanooga on July 1...hit a grand slam on August 17 vs. Jacksonville.

**2003**—Spent the season at Single-A Potomac at hit .236 with four home runs and 39 RBI in 128 games...ranked fifth in the Carolina League in strikeouts (105)...all of his defensive appearances came in center field and he had 15 assists...led CL outfielders in total chances (283) and tied for the lead in games played (126)...recorded a season-high four hits on four separate occasions.

**2002**—Spent most of his first professional season with the Rookie GCL Reds...ranked among the Gulf Coast League leaders in on-base percentage (.425, 2nd), batting average (.340, 3rd), walks (31, 4th), hits (68, t-4th) and runs scored (38, t-4th)...had four stolen bases in a 10-5 win on June 27 at the Red Sox...also appeared in three games at Double-A Chattanooga and in three games at Single-A Dayton.

**PERSONAL/MISCELLANEOUS**

Christopher Anthony Denorfia...graduated from Choate Rosemary Hall High School in Wallingford, Conn. in 1998...attended Wheaton College in Norton, Mass., where he was an NCAA Division III All-America selection in 2002 after hitting .467...at Wheaton College majored in international relations and hispanic studies.

**MILESTONES WITHIN REACH**

**Eric Chavez**

Needs 358 at bats for 5000  
Needs 27 doubles for 300

**Jack Cust**

Needs 36 home runs for 100

**Justin Duchscherer**

Needs 73.1 innings pitched for 500

**Mark Ellis**

Needs 85 runs scored for 500

**Jason Giambi**

Needs 150 games played for 2000  
Needs 38 doubles for 400  
Needs 4 home runs for 400

**Matt Holliday**

Needs 21 runs for 500  
Needs 152 hits for 1000  
Needs 12 doubles for 200  
Needs 17 RBI for 500

**Russ Springer**

Needs 36 games for 700

## LIFETIME PLAYING RECORD

Year	Club	AVG.	G	AB	R	H	2B	3B	HR	RBI	SH	SF	HP	BB	SO	SB	CS	SLG	OBP	E	
2002	GCL Reds	.340	57	200	38	68	9	2	0	19	0	2	0	31	23	18	8	.405	.425	4	
	Chattanooga	.429	3	7	0	3	2	1	0	0	0	0	0	2	1	0	0	1.000	.556	0	
	Dayton	.000	3	10	2	0	0	0	0	0	0	0	0	0	3	0	0	.000	.000	0	
2003	Potomac	.236	128	470	60	111	10	5	4	39	11	3	3	54	106	20	7	.304	.317	5	
2004	Potomac	.312	75	269	52	84	18	4	11	51	1	2	1	48	66	10	6	.532	.416	4	
	Chattanooga	.249	61	221	30	55	10	2	6	27	3	1	1	30	42	5	2	.394	.340	2	
2005	Chattanooga	.330	46	188	40	62	17	3	7	26	2	0	2	17	38	4	3	.564	.391	2	
	Louisville	.310	91	323	50	100	12	6	13	61	3	3	4	41	54	8	3	.505	.391	0	
	CINCINNATI	.263	18	38	8	10	3	0	1	2	0	0	0	6	9	1	0	.421	.364	1	
2006	CINCINNATI	.283	49	106	14	30	6	0	1	7	2	0	1	11	21	1	1	1.368	.356	0	
	Louisville	.349	83	312	46	109	19	1	7	45	1	5	1	34	41	15	1	.484	.409	2	
2007	CINCINNATI	(Injured — Did not play)																			
	OAKLAND	(Injured — Did not play)																			
2008	OAKLAND	.290	29	62	10	18	3	0	1	9	2	0	1	6	16	2	0	.387	.362	0	
	Sacramento	.302	45	189	34	57	13	1	2	20	2	1	0	12	31	5	4	.413	.342	2	
	Stockton	.333	2	9	1	3	0	0	0	0	0	0	0	0	1	0	1	.333	.333	0	
<b>AL Totals</b>		<b>.290</b>	<b>29</b>	<b>62</b>	<b>10</b>	<b>18</b>	<b>3</b>	<b>0</b>	<b>1</b>	<b>9</b>	<b>2</b>	<b>0</b>	<b>1</b>	<b>6</b>	<b>16</b>	<b>2</b>	<b>0</b>	<b>.387</b>	<b>.362</b>	<b>0</b>	
<b>NL Totals</b>		<b>.278</b>	<b>67</b>	<b>144</b>	<b>22</b>	<b>40</b>	<b>9</b>	<b>0</b>	<b>2</b>	<b>9</b>	<b>2</b>	<b>0</b>	<b>1</b>	<b>17</b>	<b>30</b>	<b>2</b>	<b>1</b>	<b>.382</b>	<b>.358</b>	<b>1</b>	
<b>ML Totals</b>		<b>.282</b>	<b>96</b>	<b>206</b>	<b>32</b>	<b>58</b>	<b>12</b>	<b>0</b>	<b>3</b>	<b>18</b>	<b>4</b>	<b>0</b>	<b>2</b>	<b>23</b>	<b>46</b>	<b>4</b>	<b>1</b>	<b>.383</b>	<b>.359</b>	<b>1</b>	

## CAREER TRANSACTIONS

**2002** — Selected by the Cincinnati Reds organization in the 19th round of the First-Year Player Draft. **2007** — On disabled list, March 24 to end of season. Traded to the Oakland Athletics for two players to be named later (Marcus McBeth and Ben Jukich) and cash considerations, April 27. **2008** — On disabled list, May 7 to July 18; included rehabilitation assignments to Sacramento, May 17 to 23 and July 6 to 15, and Stockton, July 16 to 18.

### VS. THE AMERICAN LEAGUE

2008		CAREER								
AVG.	AB	H	HR	RBI	vs. TEAM	AVG.	AB	H	HR	RBI
.000	0	0	0	0	Baltimore	.000	0	0	0	0
.250	4	1	0	1	Boston	.250	4	1	0	1
.167	6	1	0	0	Chicago	.167	6	1	0	0
.231	13	3	0	2	Cleveland	.231	13	3	0	2
—	0	0	0	0	Detroit	—	0	0	0	0
.333	9	3	0	1	Kansas City	.333	9	3	0	1
.250	8	2	0	1	Los Angeles	.250	8	2	0	1
.333	9	3	0	1	Minnesota	.333	9	3	0	1
—	0	0	0	0	New York	—	0	0	0	0
—	0	0	0	0	Oakland	—	0	0	0	0
.300	10	3	0	2	Seattle	.300	10	3	0	2
—	0	0	0	0	Tampa Bay	—	0	0	0	0
.500	2	1	1	1	Texas	.500	2	1	1	1
1.000	1	1	0	0	Toronto	1.000	1	1	0	0

### BALLPARK BREAKDOWN

	AVG.	AB	H	HR	RBI
Angel Stadium	.200	5	1	0	1
Busch Stadium I	.231	13	3	0	1
Chase Field	.000	1	0	0	0
Coliseum	.259	27	7	0	2
Coors Field	.250	4	1	0	1
Dodger Stadium	.000	3	0	0	0
Dolphin Stadium	.538	13	7	0	1
Great American Ball Park	.212	66	14	1	3
Miller Park	.286	7	2	0	0
Minute Maid Park	.375	8	3	1	2
PETCO Park	.667	3	2	0	1
PNC Park	.286	21	6	0	0
Progressive Field	.300	10	3	0	2
Rangers Ballpark	1.000	1	1	1	1
Rogers Centre	1.000	1	1	0	0
Safeco Field	.300	10	3	0	2
Tokyo Dome	.500	2	1	0	1
U.S. Cellular Field	.167	6	1	0	0
Wrigley Field	.400	5	2	0	0

### VS. THE NATIONAL LEAGUE

2008		CAREER								
AVG.	AB	H	HR	RBI	vs. TEAM	AVG.	AB	H	HR	RBI
—	0	0	0	0	Arizona	.000	1	0	0	0
—	0	0	0	0	Atlanta	.111	9	1	0	0
—	0	0	0	0	Chicago	.333	18	6	0	0
—	0	0	0	0	Cincinnati	—	0	0	0	0
—	0	0	0	0	Colorado	.222	18	4	0	3
—	0	0	0	0	Florida	.538	13	7	0	1
—	0	0	0	0	Houston	.375	8	3	1	2
—	0	0	0	0	Los Angeles	.000	5	0	0	0
—	0	0	0	0	Milwaukee	.222	9	2	0	0
—	0	0	0	0	New York	.143	7	1	0	0
—	0	0	0	0	Philadelphia	.000	1	0	0	0
—	0	0	0	0	Pittsburgh	.290	31	9	1	1
—	0	0	0	0	St. Louis	.188	16	3	0	1
—	0	0	0	0	San Diego	.750	4	3	0	1
—	0	0	0	0	San Francisco	.000	3	0	0	0
—	0	0	0	0	Washington	1.000	1	1	0	0

**MONTHLY BREAKDOWN**

2008		CAREER								
AVG.	AB	H	HR	RBI	by MONTH	AVG.	AB	H	HR	RBI
.500	2	1	0	1	March	.500	2	1	0	1
.261	46	12	0	5	April	.292	48	14	0	5
.000	2	0	0	0	May	.250	8	2	0	1
—	0	0	0	0	June	—	0	0	0	0
—	0	0	0	0	July	.200	25	5	0	2
—	0	0	0	0	August	.067	15	1	0	0
.417	12	5	1	3	September	.326	95	31	3	8
—	0	0	0	0	October	.308	13	4	0	1

**BATTING BREAKDOWN**

2008		CAREER								
AVG.	AB	H	HR	RBI	by CATEGORY	AVG.	AB	H	HR	RBI
.276	29	8	0	3	Home	.232	95	22	1	6
.303	33	10	1	6	Road	.324	111	36	2	12
.270	37	10	1	5	Day	.247	89	22	1	7
.320	25	8	0	4	Night	.308	117	36	2	11
.271	59	16	1	8	Grass	.276	203	56	3	17
.667	3	2	0	1	Turf	.667	3	2	0	1
.260	50	13	0	6	Pre-ASG	.293	58	17	0	7
.417	12	5	1	3	Post-ASG	.277	148	41	3	11
.241	29	7	0	3	vs. LHP	.284	81	23	1	9
.333	33	11	1	6	vs. RHP	.280	125	35	2	9
.350	20	7	0	8	RISP	.224	49	11	0	13
.667	3	2	0	3	Bases Loaded	.600	5	3	0	5
.000	1	0	0	1	Pinch Hitter	.300	20	6	1	2
.333	3	1	0	1	Designated Hitter	.333	3	1	0	1

**FIELDING STATISTICS**

Outfield		YEAR	PCT.	G	PO	A	E	TC	DP
2005	.962	12	25	0	1	26	0		
2006	1.000	37	58	2	0	60	1		
2008	1.000	24	37	1	0	38	0		
<b>Totals</b>	<b>.992</b>	<b>73</b>	<b>120</b>	<b>3</b>	<b>1</b>	<b>124</b>	<b>1</b>		

**DENORFIA'S CAREER BESTS**

- Hits:** 4, September 26, 2006 at Florida
- Home Runs:** 1 (three times), last: September 24, 2008 at Texas
- Runs Batted In:** 2 (three times), last: September 28, 2008 at Seattle
- Stolen Bases:** 1 (four times), last: April 24, 2008 vs. Minnesota
- Hitting Streak:** 7, September 26, 2006 to March 26, 2008
- Hitless Streak (At Bats):** 10, August 5 to 29, 2006
- Grand Slams:** None.
- Pinch-Hit Home Runs:** 1, September 9, 2006 vs. Pittsburgh (Oliver Perez).
- Inside-The-Park Home Runs:** None.
- Game Ending Home Runs:** None.
- Lead Off Home Runs:** None.

**JOEY DEVINE**

**33**



**RIGHT-HANDED PITCHER**

**Height/Weight:** 6-1 / 229      **Bats/Throws:** Right / Right  
**Birthdate:** September 19, 1983      **Opening Day Age:** 25  
**Birthplace/Resides:** Junction City, Kansas / Roswell, Georgia  
**Major League Service:** 1 year, 171 days  
**Obtained:** Acquired from the Atlanta Braves with Jamie Richmond for Mark Kotsay and cash considerations, January 14, 2008  
**Contract Status:** First year of a one-year contract through 2009.

**CAREER HIGHLIGHTS**

Was acquired by the A's from Atlanta prior to the 2008 season in the Mark Kotsay trade and posted a 0.59 ERA in 42 appearances with Oakland...since the earned run became an official stat, the ERA was the lowest in Major League history among pitchers with 25 or more innings pitched...was Atlanta's first round selection in the 2005 draft and spent parts of each of his three professional seasons in the majors with the Braves, compiling a 6.86 ERA in 25 appearances...made his Major League debut on August 20, 2005, less than three months after being drafted...also pitched in the NLDS that year against Houston...made 97 career minor league appearances, including four starts, and was 9-9 with 26 saves, a 2.86 ERA and a .202 opponents batting average...had 170 strikeouts in 116.1 innings, an average of 13.16 per nine innings.

**2008 HIGHLIGHTS**

The rookie reliever was acquired from Atlanta in the Mark Kotsay trade and posted a 0.59 ERA in 42 relief appearances with the A's...since the earned run became an official stat (1912 in NL, 1913 in AL), his ERA was the lowest in Major League history among pitchers with 25 or more innings pitched...did not allow a home run in 45.2 innings pitched, which set an Oakland record for most innings pitched in a season without a home run...topped the previ-

FRONT OFFICE | 2009 ATHLETICS | REVIEW | RECORDS | HISTORY | OPPONENTS | PLAYER DEVELOPMENT | MISCELLANEOUS

ous mark of 38.2 innings by Vida Blue in 1970...his innings without a home run were second most among American League relievers in 2008 (Jim Johnson, BAL 68.2 ip)...now has a 61-game, 60.0-inning, 241-batter homerless streak...allowed his last home run on April 7, 2006 at San Francisco (Moises Alou)...allowed a .150 opponents batting average, which ranked second lowest among AL relievers (Grant Balfour, TB .143)...it was also second lowest in Oakland history to Jim Roland's .134 in 1970...allowed just three extra base hits, all doubles, and his .170 opponents slugging percentage was the lowest by a ML reliever since at least 1954 (the earliest year reliever splits are available)...issued 15 walks for a .225 on-base percentage, which was second lowest among AL relievers in 2008 and third lowest among relievers in Oakland history...struck out 49 batters for a strikeout to walk ratio of 3.27, which was 10<sup>th</sup> best among AL relievers...now has 69 strikeouts in 65.1 career innings (9.51 per nine innings)...first batters faced were 6 for 4 (.150) with a walk, a sacrifice fly (.167 on-base percentage) and no extra base hits (.150 slugging percentage)...the on-base percentage was the lowest among ML relievers, the slugging percentage was third lowest in the AL and the batting average was fifth lowest...now has a .158 (9 for 57) average against first batters in his career...allowed 7 of 22 (31.8%) inherited runners to score...compiled a 6-1 record and tied for sixth among AL relievers in wins...was on the disabled list from May 26 to August 1 with a right elbow inflammation...had a 1.23 ERA and .198 opponents batting average in 18 outings when he went on the DL and then did not allow an earned run while holding the opposition to a .097 batting average in 24 outings and 23.2 innings after he returned from the DL...his opponents batting average included a .120 (11 for 92) mark against right-handed hitters and .197 (12 for 61) against left-handers...struck out 35 right-handers and just 14 left-handers...now has a .158 (22 for 139) career average against righties and .244 (22 for 90) against lefties...allowed a .212 average with runners in scoring position, but that dropped to .118 with RISP and two outs...did not allow an earned run in 16 outings and 17.2 innings during the day...did not allow an earned run in 13 outings and 15.1 innings against AL Central teams.

**OAKLAND:** Began the season at Triple-A Sacramento and did not allow a run in two outings (2.0 ip, 1 h, 1 bb, 4 so) before he was recalled by Oakland on April 10...picked up the win that night at Toronto after tossing scoreless 10<sup>th</sup> and 11<sup>th</sup> innings (2.0 ip, 4 h, 1 so)...the 2.0 innings pitched were a career high, which he would match two other times (April 19 and May 23)...did not allow a run in his first six outings and 8.1 innings through April 24...then allowed all three of his earned runs in 2008 over his next 10 outings from April 26 to May 20 (11.0 ip, 2.45 ERA)...did not allow an earned run over his final 26 outings and 26.1 innings beginning on May 23...was placed on the DL on May 30 retroactive to May 26 and made two rehab appearances with Sacramento on July 28 and 31, both starts (2.0 ip, 3 h, 4 r, 3 er, 4 so)...was reinstated from the DL on August 2...matched his career high with three strikeouts on August 10 at Detroit (also May 15 and May 20 of this year)...had a streak of 9.0 consecutive hitless innings from August 14 to September 4...it was the longest hitless streak by an A's reliever since Gene Nelson also had a 9.0 inning streak from July 29-August 10, 1988...the streak ended on September 4 at Kansas City when he allowed the game winning RBI single to Joey Gathright in the bottom of the 10<sup>th</sup> inning in the first game of a doubleheader...it was his only loss of the season and it also snapped his scoreless streak at a career high tying 13.2 innings...retired 23 of the 26 batters he faced over an eight-game stretch from September 5 to 21...capped that streak with a scoreless ninth inning on September 21 against Seattle for his first ML save.

## CAREER

**2007**—Had six stints with Atlanta and was 1-0 with a 1.08 ERA in 10 relief appearances...was up from May 22 to 25 (no games), June 20 to 22 (one game), July 5 to 18 (two games), August 3 to 7 (one game), August 24 to 27 (one game) and September 19 through the end of the season (five games)...did not allow a run during his final stint (3.1 ip)...posted a 1.80 ERA over his first five stints...allowed a .241 opponents batting average, which included a .211 mark against right-handed hitters and .300 against left-handers...opponents were 1 for 14 (.071) with runners in scoring position...allowed 1 of 6 (16.7%) inherited runners to score and first batters faced were 1 for 5 (.200) with four walks...recorded his first Major League win on September 22 against Milwaukee after escaping a bases loaded jam in the top of the 11th inning in the Braves 4-3 win (0.2 ip, 1 bb)...spent the balance of the season with Double-A Mississippi and Triple-A Richmond where he was a combined 5-4 with 20 saves and a 1.89 ERA in 50 relief appearances...the saves were second most in the Atlanta farm system and the ERA was second best by a reliever...allowed just two home runs in 57.0 innings...walked 19 and struck out 78 for a strikeout to walk ratio of 4.1 and a strikeout per nine inning average of 12.3...allowed a .202 opponents batting average, which broke down to .158 (19 for 120) against right-handed hitters and .265 (22 for 83) against left-handers...compiled a 1.25 ERA and had 57 strikeouts in the ninth inning (36.0 ip) compared to a 3.00 ERA and 21 strikeouts in all other innings (21.0 ip)...converted 20 of 24 (83.3%) save opportunities and allowed 6 of 11 (54.5%) inherited runners to score...was named Pitcher of the Year at Mississippi after going 2-4 with a team leading 16 saves and a 2.06 ERA in 33 relief appearances...his final Double-A outing came on July 3 at Tennessee and he was promoted to Atlanta on July 5...was optioned to

## LOWEST SINGLE SEASON ERA, MAJOR LEAGUE HISTORY

(since 1912 for NL and 1913 for AL; minimum 25 Innings)

<b>0.59</b>	<b>Joey Devine, OAK (2008)</b>
0.61	Dennis Eckersley, OAK (1990)
0.63	Paul Kilgus, STL (1993)
0.69	Hank Aguirre, LA (1968)
0.70	Ray Searage, MIL (1984)

Richmond on July 18 and spent the balance of the minor league portion of his campaign at Triple-A, going 3-0 with four saves, a 1.64 ERA and a .188 opponents batting average...made six playoff appearances for Richmond and was 0-0 with four saves and a 3.68 ERA to help the Braves to the International League Championship.

**2006**—Pitched at four different levels in the Braves organization, including 10 games with Atlanta...posted a 9.95 ERA in two stints with the Braves...allowed 3 of 9 (33.3%) inherited runners to score and first batters faced were 1 for 7 (.143) with two walks and a hit by pitch...made two appearances during his first stint from April 6 to 10 and allowed seven runs in 1.0 inning...made his season debut April 7 at San Francisco and allowed three runs in 0.1 inning, including a pinch-homer to Moises Alou...allowed four runs on three hits, four walks and two wild pitches in two-thirds of an inning the next day against the Giants...he became the first Braves reliever to walk four batters in less than 1.0 inning pitched since John Rocker (4 bb in 0.1 ip) on June 21, 2000 against Chicago...returned when rosters expanded on September 1 and did not allow a run in eight outings (5.1 ip)...pitched one scoreless inning in each game of the September 2 doubleheader at Philadelphia...was a combined 3-3 with a 4.30 ERA in 20 appearances, two starts, at Triple-A Richmond, Single-A Myrtle Beach and Double-A Mississippi...made one appearance with Richmond on April 13 against Durham and did not retire a batter (1 h, 1 r, 1 er, 1 bb)... was sent to extended spring training on April 17 and was transferred to Myrtle Beach on June 21...went 1-3 with a 5.89 ERA in 13 games, two starts, with the Pelicans...

**LOWEST OPPONENTS BATTING AVERAGE, RELIEVER, OAKLAND HISTORY (MIN. 150 BATTERS FACED)**

.134	Jim Roland, 1970
<b>.150</b>	<b>Joey Devine, 2008</b>
.160	Dennis Eckersley, 1990
.162	Dennis Eckersley, 1989
.173	Diego Segui, 1968

allowed a .203 opponents batting average, including .105 against right-handers and .346 against lefties...was transferred to Mississippi on August 12 and was 2-0 with a 0.82 ERA in six games at Double-A...allowed a .065 batting average as righties were 1 for 20 (.050) and lefties 1 for 11 (.091)...was named the ninth-best prospect in the Braves' organization following the season by *Baseball America*...pitched for Peoria in the Arizona Fall League and had two saves and a 4.50 ERA in seven relief appearances.

**2005**—Was the Braves' top selection (27th overall) in the 2005 draft out of North Carolina State and became the first Brave since Bob Horner in 1978 to reach the majors the same season he was drafted...became just the fourth player in the last 15 years to reach the majors before September 1 in the same year he was drafted (Ariel Prieto, 1995 with Oakland; Chad Cordero, 2003 with Montreal; Ryan Wagner, 2003 with Cincinnati)...began his professional career at Single-A Myrtle Beach, where he was 0-0 with one save and a 0.00 ERA in four games...made his first appearance with Double-A Mississippi on July 4...at the time of his promotion to Atlanta on August 20, he was 1-1 with five saves and a 2.70 ERA in 18 games...made his Major League debut in the 12th inning on August 20 against San Diego and allowed a grand slam to Xavier Nady in the 13th...allowed another grand slam to Chicago's Jeromy Burnitz in the fourth inning of his next outing on August 23...according to the Elias Sports Bureau, he became the first pitcher in major league history to allow a grand slam in each of his first two career games...tallied his first career strikeout (Ryan Shealy) in the ninth inning against Colorado on September 27...ended up making five regular season appearances for Atlanta and was 0-1 with a 12.60 ERA...also made three postseason appearances in the NLDS against Houston and posted a 10.80 ERA...in Game 4, he threw a scoreless 17th inning with two strikeouts before allowing Chris Burke's series-ending homer in the bottom of the 18th inning.

**PERSONAL/MISCELLANEOUS**

Joseph N. Devine was originally signed by Atlanta scout Billy Best...graduated in 2002 from Junction City (Kan.) High School...earned all-state recognition as a senior and was all-conference all four years...also earned first team all-conference honors as a junior and senior in football...attended North Carolina State University, where he became the school's all-time saves leader with 24...earned All-America honors as a freshman and sophomore...went 5-3 with 12 saves and a 2.03 ERA as a junior in 2005, fanning 72 batters and walking just 10 in 48.2 innings pitched... is married, Erin.

FRONT OFFICE  
2009 ATHLETICS  
REVIEW  
RECORDS  
HISTORY  
OPPONENTS  
PLAYER DEVELOPMENT  
MISCELLANEOUS



### LIFETIME PITCHING RECORD

Year	Club	W	L	ERA	G	GS	CG	SHO	SV	IP	H	R	ER	HR	HB	BB	IBB	SO	WP	BK
2005	Myrtle Beach	0	0	0.00	4	0	0	0	1	5.0	0	0	0	0	1	3	0	7	0	0
	Mississippi	1	1	2.70	18	0	0	0	5	20.0	19	13	6	2	5	12	0	28	1	0
	ATLANTA	0	1	12.60	5	0	0	0	0	5.0	6	7	7	2	0	5	1	3	0	0
2006	Richmond	0	0	18.00	1	0	0	0	0	1.0	3	2	2	0	0	1	0	1	0	0
	ATLANTA	0	0	9.95	10	0	0	0	0	6.1	8	7	7	1	1	9	1	10	4	1
	Richmond	0	0	0.00	1	0	0	0	0	0.0	1	1	1	0	0	1	0	0	0	0
2007	Myrtle Beach	1	3	5.89	13	2	0	0	0	18.1	13	12	12	1	1	11	0	28	4	0
	Mississippi	2	0	0.82	6	0	0	0	0	11.0	2	1	1	1	0	4	0	20	0	0
	ATLANTA	2	4	2.06	33	0	0	0	16	35.0	26	9	8	1	4	13	0	51	4	0
2008	ATLANTA	1	0	1.08	10	0	0	0	0	8.1	7	1	1	0	0	8	2	7	1	0
	Richmond	3	0	1.64	17	0	0	0	4	22.0	15	5	4	1	0	6	0	27	0	0
	Sacramento	0	1	6.75	4	2	0	0	0	4.0	4	4	3	1	0	1	0	8	0	0
	OAKLAND	6	1	0.59	42	0	0	0	1	45.2	23	7	3	0	0	15	2	49	0	0
<b>AL Totals</b>		<b>6</b>	<b>1</b>	<b>0.59</b>	<b>42</b>	<b>0</b>	<b>0</b>	<b>0</b>	<b>1</b>	<b>45.2</b>	<b>23</b>	<b>7</b>	<b>3</b>	<b>0</b>	<b>0</b>	<b>15</b>	<b>2</b>	<b>49</b>	<b>0</b>	<b>0</b>
<b>NL Totals</b>		<b>1</b>	<b>1</b>	<b>6.86</b>	<b>25</b>	<b>0</b>	<b>0</b>	<b>0</b>	<b>0</b>	<b>19.2</b>	<b>21</b>	<b>15</b>	<b>15</b>	<b>3</b>	<b>1</b>	<b>22</b>	<b>4</b>	<b>20</b>	<b>5</b>	<b>1</b>
<b>ML Totals</b>		<b>7</b>	<b>2</b>	<b>2.48</b>	<b>67</b>	<b>0</b>	<b>0</b>	<b>0</b>	<b>1</b>	<b>65.1</b>	<b>44</b>	<b>22</b>	<b>18</b>	<b>3</b>	<b>1</b>	<b>37</b>	<b>6</b>	<b>69</b>	<b>5</b>	<b>1</b>

### CAREER TRANSACTIONS

**2005** — Selected by the Atlanta Braves in the 1st round (27th selection overall) of the First-Year Player Draft. **2008** — Traded to the Oakland Athletics with pitcher Jamie Richmond for outfielder Mark Kotsay and cash, January 14. On disabled list, May 26 to August 1; included rehabilitation assignment to Sacramento, July 28 to August 1.

### DIVISION SERIES RECORD

Year	Club/Opp.	W	L	ERA	G	GS	CG	SHO	SV	IP	H	R	ER	HR	HB	BB	IBB	SO	WP	BK
2005	ATL vs. HOU	0	1	10.80	3	0	0	0	0	1.2	3	2	2	1	1	1	1	3	0	0

### VS. THE AMERICAN LEAGUE

2008		CAREER vs. TEAM												
ERA	W	L	S	G	IP	ER	ERA	W	L	S	G	IP	ER	
0.00	1	0	0	3	3.0	0	Baltimore	0.00	1	0	0	3	3.0	0
0.00	0	0	0	3	2.2	0	Boston	0.00	0	0	0	4	3.2	0
0.00	0	0	0	2	2.1	0	Chicago	0.00	0	0	0	2	2.1	0
0.00	0	0	0	2	2.1	0	Cleveland	0.00	0	0	0	2	2.1	0
0.00	1	0	0	3	3.1	0	Detroit	0.00	1	0	0	3	3.1	0
0.00	1	1	0	3	4.1	0	Kansas City	0.00	1	1	0	3	4.1	0
0.00	0	0	0	3	2.2	0	Los Angeles	0.00	0	0	0	3	2.2	0
0.00	1	0	0	3	3.0	0	Minnesota	0.00	1	0	0	3	3.0	0
—	0	0	0	0	0.0	0	New York	—	0	0	0	0	0.0	0
—	0	0	0	0	0.0	0	Oakland	—	0	0	0	0	0.0	0
1.29	0	0	1	7	7.0	1	Seattle	1.29	0	0	1	7	7.0	1
4.91	0	0	0	4	3.2	2	Tampa Bay	4.91	0	0	0	4	3.2	2
0.00	1	0	0	5	5.2	0	Texas	0.00	1	0	0	5	5.2	0
0.00	1	0	0	3	4.1	0	Toronto	0.00	1	0	0	3	4.1	0

### BALLPARK BREAKDOWN

	ERA	W	L	S	G	IP	ER
Angel Stadium	0.00	0	0	0	0	2	1.2
AT&T Park	63.00	0	0	0	0	2	1.0
Busch Stadium	0.00	0	0	0	0	1	1.0
Camden Yards	0.00	0	0	0	0	1	0.2
Citizens Bank Park	0.00	0	0	0	0	3	3.0
Coliseum	0.87	4	0	1	19	20.2	2
Comerica Park	0.00	1	0	0	3	3.1	0
Coors Field	0.00	0	0	0	1	0.1	0
Dolphin Stadium	0.00	0	0	0	2	2.0	0
Fenway Park	0.00	0	0	0	1	0.0	0
Kauffman Stadium	0.00	0	1	0	2	2.1	0
Metrodome	0.00	0	0	0	1	1.0	0
Minute Maid Park	0.00	0	0	0	2	0.2	0
PETCO Park	0.00	0	0	0	1	1.0	0
Progressive Field	0.00	0	0	0	2	2.1	0
Rangers Ballpark	0.00	0	0	0	2	2.2	0
RFK Stadium	0.00	0	0	0	1	0.2	0
Rogers Centre	0.00	1	0	0	3	4.1	0
Safeco Field	2.25	0	0	0	4	4.0	1
Shea Stadium	0.00	0	0	0	1	0.2	0
Turner Field	4.35	1	1	0	11	10.1	5
U.S. Cellular Field	0.00	0	0	0	1	1.1	0
Wrigley Field	81.00	0	0	0	1	0.1	3

### VS. THE NATIONAL LEAGUE

2008		CAREER vs. TEAM											
ERA	W	L	S	G	IP	ER	ERA	W	L	S	G	IP	ER
0.00	0	0	0	0	0.0	0	Arizona	—	0	0	0	0	0.0
0.00	0	0	0	1	1.1	0	Atlanta	0.00	0	0	0	1	1.1
—	0	0	0	0	0.0	0	Chicago	40.50	0	0	0	2	0.2
—	0	0	0	0	0.0	0	Cincinnati	9.00	0	0	0	1	1.0
—	0	0	0	0	0.0	0	Colorado	0.00	0	0	0	3	2.1
—	0	0	0	0	0.0	0	Florida	0.00	0	0	0	2	2.0
—	0	0	0	0	0.0	0	Houston	0.00	0	0	0	2	0.2
—	0	0	0	0	0.0	0	Los Angeles	—	0	0	0	0	0.0
—	0	0	0	0	0.0	0	Milwaukee	0.00	1	0	0	2	1.2
—	0	0	0	0	0.0	0	New York	0.00	0	0	0	2	1.1
—	0	0	0	0	0.0	0	Philadelphia	0.00	0	0	0	4	3.2
—	0	0	0	0	0.0	0	Pittsburgh	—	0	0	0	0	0.0
—	0	0	0	0	0.0	0	St. Louis	0.00	0	0	0	1	1.0
—	0	0	0	0	0.0	0	San Diego	13.50	0	1	0	2	2.2
—	0	0	0	0	0.0	0	San Francisco	63.00	0	0	0	2	1.0
—	0	0	0	0	0.0	0	Washington	0.00	0	0	0	1	0.2

MONTHLY BREAKDOWN

2008	CAREER													
	ERA	W	L	S	G	IP	ER	by MONTH	ERA	W	L	S	G	IP
0.90	2	0	0	8	10.0	1	April	6.55	2	0	0	10	11.0	8
1.50	1	0	0	10	12.0	2	May	1.50	1	0	0	10	12.0	2
—	0	0	0	0	0.0	0	June	0.00	0	0	0	1	1.0	0
—	0	0	0	0	0.0	0	July	4.50	0	0	0	2	2.0	1
0.00	1	0	0	12	11.2	0	August	4.02	1	1	0	16	15.2	7
0.00	2	1	1	12	12.0	0	September	0.00	3	1	1	27	22.2	0
—	0	0	0	0	0.0	0	October	0.00	0	0	0	1	1.0	0

FIELDING STATISTICS

Pitcher	FIELDING STATISTICS							
	Year	Pct.	G	PO	A	E	TC	DP
2005	1.000	5	0	1	0	1	0	0
2006	—	10	0	0	0	0	0	0
2007	—	10	0	0	0	0	0	0
2008	1.000	42	2	1	0	3	0	0
<b>Totals</b>	<b>1.000</b>	<b>67</b>	<b>2</b>	<b>2</b>	<b>0</b>	<b>4</b>	<b>0</b>	<b>0</b>

PITCHING BREAKDOWN

2008	CAREER													
	ERA	W	L	S	G	IP	ER	by CATEGORY	ERA	W	L	S	G	IP
0.87	4	0	1	19	20.2	2	Home	2.12	5	1	1	29	29.2	7
0.36	2	1	0	23	25.0	1	Road	2.78	2	1	0	38	35.2	11
0.00	2	0	1	16	17.2	0	Day	2.81	3	1	1	25	25.2	8
0.96	4	1	0	26	28.0	3	Night	2.27	4	1	0	42	39.2	10
0.67	5	1	1	38	40.1	3	Grass	2.70	6	2	1	63	60.0	18
0.00	1	0	0	4	5.1	0	Turf	0.00	1	0	0	4	5.1	0
1.23	3	0	0	18	22.0	3	Pre-ASG	3.60	3	0	0	22	25.0	10
0.00	3	1	1	24	23.2	0	Post-ASG	1.79	4	2	1	45	40.1	8
—	0	0	0	0	0.0	0	Starter	—	0	0	0	0	0.0	0
0.59	6	1	1	42	45.2	3	Reliever	2.48	7	2	1	67	65.1	18

DEVINE'S CAREER BESTS


**Low Hit Complete Game:** None  
**Innings Pitched:** 2.0 (three times), last: May 23, 2008 vs. Boston  
**Strikeouts:** 3 (three times), last: August 10, 2008 at Detroit  
**Longest Winning Streak:** 5, September 22, 2007 to August 28, 2008  
**Longest Losing Streak:** 1 (twice), last: September 4, 2008  
**Longest Scoreless Streak:** 13.2 (twice), last: August 6 to September 4, 2008

JUSTIN DUCHSCHERER

58

RIGHT-HANDED PITCHER

**Height/Weight:** 6-3 / 200      **Bats/Throws:** Right / Right  
**Birthdate:** November 19, 1977      **Opening Day Age:** 31  
**Birthplace/Resides:** Aberdeen, South Dakota / Chandler, Arizona  
**Major League Service:** 5 years, 51 days  
**Obtained:** Acquired from the Texas Rangers for Luis Vizcaino, March 18, 2002  
**Contract Status:** First year of a one-year contract through 2009.



CAREER HIGHLIGHTS

After pitching exclusively out of the bullpen from 2004-07, the two-time American League All-Star (2005, 08) was converted to a starting pitcher in 2008 and went 10-8 with a 2.54 ERA in 22 starts...now has a 2.82 ERA in 214 career appearances with Oakland, which is third lowest in Oakland history...has made 219 career appearances in seven Major League seasons, including six with the A's...missed the final month and a half of 2008 and the final four months of 2007 with hip problems that led to surgeries both times...saved nine games in 2006 during a stint as the closer while Huston Street was on the disabled list...was named Pacific Coast League Pitcher of the Year in 2003 after leading the league with 14 wins...made his A's debut on September 9 of that year, the same day his first child was born...was originally drafted by Boston in the 8th round in 1996 and was traded to Texas in 2001 where he made his ML debut...was traded to the A's during the spring of 2002.

2008 HIGHLIGHTS

Was named to the American League All-Star team for the second time but two stints on the disabled list limited him to 22 starts...was 10-8 with a 2.54 ERA and .210 opponents batting average...despite his limited action, he led the A's in wins...his 10 victories were the fewest by an A's team leader since Aaron Small had nine in 1997...was converted to a starter in 2008 after appearing in 188 games over the previous four seasons, all in relief...had career bests in nearly every category including wins, starts, strikeouts (95), opponents batting average and innings pitched...tallied just 141.2 innings and did not qualify for the league leaders...based on a minimum of 140 innings pitched, his 2.541 ERA was second lowest in the AL to Cleveland's Cliff Lee (2.539) and it was the lowest by an

Oakland pitcher since Steve McCatty had a 2.32 ERA in 1981...now has a 2.82 career ERA with the A's, which is third lowest in Oakland history...using the same 140 innings pitched minimum, he had the lowest opponents batting average, on-base percentage (.268) and slugging percentage (.322) in the AL...the batting average was the lowest by an Athletic since Mike Norris in 1980 (.209) and the on-base percentage was the lowest since Catfish Hunter in 1974 (.258)...his opponents average broke down to .188 (42 for 224) against right-handed hitters and .227 (65 for 286) against left-handers...his mark against righties was second lowest in the AL (Galarraga, DET .174)...allowed 10 of his 11 home runs to left-handed hitters...nine of the home runs were solo shots...allowed a .186 opponents batting average with the bases empty but opponents hit .306 with runners in scoring position...yielded a .186 average with three walks to hitters leading off an inning...now has a .219 (88 for 401) career average against hitters leading off an inning with just nine walks...opponents hit .161 over his first 30 pitches in a game and .234 after that...was 10-5 with a 1.82 ERA and .186 opponents batting average in 16 starts before the All-Star Break...became the second pitcher in Oakland history with an ERA under 2.00 at the break, joining Vida Blue, who posted a 1.42 ERA in 1971...it was the eighth best ERA by an AL pitcher at the break in the designated hitter era (since 1973, min. 81.0 ip)...then went 0-3 with a 4.91 ERA and .281 opponents batting average in six starts after the break...allowed six home runs in 108.2 innings before the break and five in 33.0 innings after the break...is now 23-11 with a 2.34 ERA (65 er in 249.2 ip) in 115 career appearances before the All-Star Break and 8-13 with a 4.27 ERA (84 er in 177.0 ip) in 104 games after the break...had a 7-3 record in 11 starts in Oakland and was 3-5 in 11 starts on the road...now has a career record of 20-9 in Oakland and his .690 winning percentage is fifth best in Coliseum history (min. 25 decisions)...was 6-2 with a 2.09 ERA in 10 starts on four days rest and 4-6 with a 2.92 ERA in his other 12 starts...was 8-5 with a 1.95 ERA and .195 opponents batting average in 16 starts at night and 2-3 with a 4.05 ERA and .247 opponents average in six starts during the day...the A's had an 11-11 record in his starting assignments and are now 13-12 (.520) in his career...tossed at least seven innings in 10 of his 22 starts in 2008, allowed two runs or fewer 17 times and walked two batters or fewer 19 times.

**OAKLAND:** Made just one start, a win on April 4 against Cleveland, before going on the disabled list for the first time on April 8 retroactive to April 5 with a strained right biceps...made one rehab start on April 21 at Las Vegas and took the loss (2.2 ip, 5 h, 2 r, 2 er, 1 so) before he was reinstated from the DL on April 26...went 2-3 with a 2.83 ERA over his first five starts after returning from the DL...including a win on May 1 at Los Angeles in the 200<sup>th</sup> appearance of his career...combined with Huston Street on a one-hit shutout on May 24 against Boston...took a no-hitter into the seventh inning before David Ortiz singled with one out...that began an 11-start stretch from May 24 to July 20 where he went 7-3 with a 1.54 ERA and .163 opponents batting average...allowed two runs or less in each of those games, which was the longest such streak by a starter in Oakland history...it was the longest streak by an AL starter since Roger Clemens had an 11-game streak for Boston from July 8-August 30, 1990...set an Oakland record by hitting a batter in five consecutive games from May 13 to June 4...walked a career high five batters on June 4 against Detroit...it was the first time in his career he walked more than two batters in a game...picked up the win in that game to start a career high tying four-game winning streak that ran through June 22 (1.53 ERA)...was 4-1 with a 1.45 ERA in five starts overall in June...tossed his first career complete game on July 8 against Seattle, a two-hit shutout in the A's 2-0 win...that was part of a career best 18.0 inning scoreless streak from July 3 to 13...was named to the AL All-Star team as a starter after making the club as a reliever in 2005...did not pitch in 2005 but tossed the sixth inning this year on July 15 at Yankee Stadium, allowing a run on three hits with one strikeout...allowed three earned runs or less in each of his first 17 starts and had a streak of 20 consecutive such starts dating back to his first start with the A's on September 9, 2003, which is an Oakland record...the streak came to an end on July 26 against Texas when he allowed a career high eight runs on a career high nine hits...that was part of a career high tying three-game losing streak from July 20 through the end of the season (4.91 ERA)...struck out a career high eight batters on August 13 against Tampa Bay...then tossed just 2.2 innings in his next start on August 18 at Minnesota before leaving the game with a strained hip...it was the shortest outing of his career as a starter and he was placed on the DL for a second time on August 21 retroactive to August 19...it was his fourth stint on the DL over the last three years...missed the remainder of the season and had hip surgery on September 29.

## CAREER

**2007**—Appeared in just 17 games before going on the disabled list in the middle of May with a strained right hip...had season ending surgery on the hip on July 11...was 3-3 with two blown saves and a 4.96 ERA...the ERA was his highest since posting a 12.27 ERA in five games during his first season in 2001 with Texas...allowed a .281 opponents batting average, a .351 on-base percentage and a .563 slugging percentage, which were also his highest figures since 2001 (.353/.421/.676)...his batting average broke down to .176 against right-handers and .400 against left-handers...however, allowed all three of his home runs to right-handed hitters...opponents were just 1 for 20 (.050) with runners in scoring position, including 0 for 10 with RISP and two outs...allowed 2 of 7 (28.6%) inherited runners to score and first batters faced were 3 for 16 (.188)...tossed at least one inning in 13 of his 17 outings and his only outing over 1.0 innings came on April 5 at Los Angeles when he tossed 1.2 scoreless innings...was charged with his first blown save of the season in that game but later picked up the win in the A's 4-3 victory...did not allow a run over a six-game stretch from April 24 to May 5 (5.1 ip)...picked up the win in consecutive outings on May 1 at Boston and May 4 at Tampa Bay, tossing a scoreless inning in each outing...first batters faced were 1 for their last

11 and he made his final appearance on May 14 against Kansas City (1.0 ip, 3 h, 2 r, 2 er)...was placed on the DL on May 22 retroactive to May 15, his second career stint on the DL...made one rehab start at Single-A Stockton on May 28 (1.0 ip, 1 so) before returning to the DL...Dr. Thomas Byrd in Nashville, Tennessee performed surgery on the hip on July 11 and Duchscherer was transferred to the 60-day DL the next day...missed the A's final 125 games.

**2006**—Was the A's closer while Huston Street was on the disabled list late in the season and ended up saving a career high nine games...was 2-1 with a 2.91 ERA but he appeared in just 53 games as he missed 42 games while on the DL with right elbow tendinitis...first batters faced were 6 for 52 (.115) with one walk...the batting average was the lowest in the Majors and third lowest by an Oakland pitcher since 1974...issued just nine walks in 55.2 innings, an average of 1.46 per nine innings...that ranked third lowest among AL relievers...it was seventh lowest in Oakland history and the lowest by a pitcher not named Dennis Eckersley...struck out 51 for a strikeout to walk ratio of 5.67 to 1...that ranked fourth best among AL relievers and tied for eighth highest in Oakland history...was 9 for 11 (81.8%) in save opportunities and allowed just 3 of his 22 (13.6%) inherited runners to score...allowed a .244 opponents batting average, which broke down to .241 against right-handers and .248 against left-handers...his opponents average dropped to .175 with runners in scoring position, including .130 with RISP and two outs...converted all seven of his save opportunities and had a 1.96 ERA and .191 opponents batting average in 35 outings at night...tossed at least one inning in 42 of his 53 outings, including a season high 2.0 innings five times...did not allow an earned run in eight outings (9.0 ip, 2 r) during the spring and then began the regular season by holding the opposition scoreless over his first seven outings (8.0 ip)...that gave him a 14.0 inning scoreless streak dating back to September 24, 2005...had a win and two saves over a three-game stretch from April 24 to May 1 while Street missed time with an injury...had a 2.20 ERA in 15 games when he was placed on the 15-day disabled list on May 13, retroactive to May 7 with right elbow tendinitis...it was his first career stint on the DL...missed 42 games and made two rehab appearances with Triple-A Sacramento (2.0 ip, 2 h, 1 so) before he was reinstated from the DL on June 23...was ejected from the game on July 25 against Boston by Mark Wegner...went 24 games, 24.2 innings and 91 batters from July 27 to September 20 without issuing a walk...allowed just one home run over his first 29 games and 32.2 innings through August 1...then allowed three home runs over his final 24 games and 23.0 innings...picked up the save in five consecutive outings from August 21 to September 6 while Street was on the DL...had a 0.77 ERA in 13 outing in September, his lowest one month ERA in 2006...posted a 2.25 ERA in two post-season appearances, both in the ALDS against Minnesota.

**2005**—Was named to his first American League All-Star team after an outstanding first half of the season but did not pitch in the game...went 4-1 with four saves and a 1.49 ERA in 35 games before the All-Star break and then went 3-3 with one save and a 3.13 ERA in 30 outings after the break...was a combined 7-4 with five saves, two blown saves and a 2.21 ERA in a career high 65 relief appearances...the saves were the first of his career...ranked second among American League relievers in innings pitched (85.2), tied for fourth in wins, fifth in strikeouts and sixth in ERA...had the best strikeout to walk ratio among AL relievers (4.47 to 1) and the fifth fewest walks per nine innings (2.00)...allowed 48.4% (15 of 31) of his inherited runners to score which tied for fourth highest in the AL...his .215 opponents batting average broke down to .225 against left-handed hitters and .208 against right-handers...first batters faced were 16 for 61 (.262) with three walks...compiled a 1.23 ERA and .173 opponents batting average in 16 outings when pitching on no days rest...had three months with an ERA under 2.00 (0.57 in April, 1.56 in June and 1.72 in August)...tossed at least one inning in 57 of his 65 appearances, including two or more 16 times...picked up the win in consecutive games on April 26 and 27 against Chicago to extend his career high tying winning streak to four consecutive games dating back to September 13, 2004...did not pitch over a 12-game stretch from May 10 to 24 because of back problems...had a 0.96 ERA over his first 21 outings before allowing three runs in 2.0 innings on June 11 at Atlanta...had a season best 12.2-inning scoreless streak from June 11 to July 2...had a stint as the A's closer during that stretch while Huston Street was sidelined from June 15 to 27...recorded four saves in five chances over that span, including his first Major League save on June 18 against Philadelphia...appeared in the 100th game of his career on July 20 at Los Angeles...struck out four batters in 2.1 innings on September 16 at Boston, matching his most strikeouts in his career as a reliever...struck out four again in his final outing on October 2 at Seattle (2.0 ip).

**2004**—Was the long man in the A's bullpen as he tossed 96.1 innings in 53 appearances, all in relief...ranked second among American League relievers in innings pitched...tossed two or more innings in 22 of his 53 outings, including three or more nine times...tossed a season high 5.0 innings three times: April 23 vs. Anaheim, May 11 at Detroit and August 27 against Tampa Bay...was 7-6 with two blown saves and a 3.27 ERA...tied for fourth among AL relievers in wins and was tied for fifth in losses...tied for the lead among AL rookies in ERA (Madritsch, SEA) and ranked third in wins...allowed 12 of 42 (28.6%) inherited runners to score and first batters faced were 14 for 46 (.304) with five walks, a hit by pitch and a sacrifice fly...opponents batted .241 which broke down to .247 against left-handers and .235 against right-handers...his opponents average dropped to .194 with runners in scoring position, including .108 with RISP and two outs...posted an ERA under 2.00 in three months as he had a 1.93 ERA in April, 1.06 in May and 1.83 in July...balked in the winning run in the bottom of the 14th inning in the A's 2-1 loss at Seattle on April 19...had a 13.1 inning scoreless streak from May 7 to 29.

## HIGHEST COLISEUM WINNING PERCENTAGE (MIN. 25 DECISIONS)

1. Kenny Rogers	.862 (25-4)
2. Mark Mulder	.754 (43-14)
3. Tim Hudson	.754 (46-15)
4. Paul Lindblad	.744 (29-10)
5. Justin Duchscherer	.690 (20-9)

**2003**—Was named Pacific Coast League Pitcher of the Year after posting a 14-2 record and a 3.25 ERA in 24 games, 23 starts, at Triple-A Sacramento...led the PCL in wins and ranked fourth in ERA...was recalled to Oakland on September 8, was placed in the A's starting rotation and went 1-1 with a 3.31 ERA in four games, three starts...made his A's debut on September 9, the same day his first child was born in Trenton, New Jersey...tossed seven shutout innings and struck out six to defeat Anaheim, 8-1...left prior to the end of the game to go to New Jersey and returned to the A's for a start in Texas on September 14...spent the entire regular season at Sacramento and led the River Cats in wins and ERA...ranked second in the A's farm system in wins and was seventh in ERA...walked just 18 batters in 155.0 innings for an average of 1.05 per nine innings...struck out 117 for a strikeout to walk ratio of 6.5 to 1...finished the regular season with an 11-game winning streak...then made one postseason start for the River Cats on September 3, a win in Game 1 of the PCL Semi-Finals at Edmonton (6.0 ip, 1 h, 1 bb, 4 so)...was named to the PCL squad for the Triple-A All-Star Game and was the starting pitcher (2.0 ip, 2 h, 2 r)...was a perfect 10-0 with a 3.20 ERA in 14 games, 13 starts at Sacramento's home ballpark...was named PCL Pitcher of the Week for the week of April 28 to May 4 after defeating Memphis on May 2 (8.0 ip, 2 h, 3 so)...was on the disabled list from May 21 to 29 with a sprained left ankle...pitched for the USA Olympic Qualifying Team following the season and was 1-1 with a 3.21 ERA in four games, three starts, during an exhibition schedule in the Arizona Fall League...did not pitch during the Olympic Qualifying Tournament in Panama.

**2002**—Was limited to just 14 appearances in his first season in the A's organization as he spent three months of the season on the Sacramento disabled list...was disabled from April 27 to June 30 and August 5 to September 9, both times with a strained lower back...was 2-4 with a 5.57 ERA in 14 games, 11 starts...opponents hit .283 but that jumped to .418 with runners in scoring position...was in the Texas Rangers camp during spring training but was optioned to Triple-A Oklahoma on March 11...was dealt to the A's on March 18 for Luis Vizcaino and opened the year at Triple-A Sacramento...made five starts in April before his first stint on the disabled list and was 0-2 with a 7.40 ERA...made one start following his return from the disabled list on June 29 in the second game of a doubleheader at Portland but was moved to the bullpen following that outing...made three relief appearances from July 2 to 11 and was moved back into the starting rotation on July 15...went 2-2 with a 5.72 ERA over his final five starts before finishing the season on the disabled list.

**2001**—Was 1-1 with an 8.71 ERA in two starts and 0-0 with a 20.77 ERA in three relief appearances in two stints with the Rangers...was selected from Tulsa on July 23 and made his Major League debut in a start on July 25 (game 1) versus Baltimore...was a 6-5 winner (6.2 ip, 6 h, 4 r, 4 er, 1 bb, 5 so)...was optioned to Oklahoma between games of that doubleheader...was recalled by Texas on September 4 and had an 18.00 ERA in four games...tied a club record by hitting three batters on September 25 vs. Seattle...opponents hit .353, including .375 by left-handed batters and .321 by right-handers...combined to go 13-6 with a 2.47 ERA with 176 strikeouts in 25 starts for Trenton, Tulsa, and Oklahoma...held the opposition to a .218 batting average...began the season with Boston's Trenton club and was traded to the Texas organization on June 12...went 4-0 with a 2.08 ERA in six starts at Tulsa...was sent to Oklahoma after his July 25 start in Texas...at the end of Rangers' season, he joined Peoria in the Arizona Fall League and was 1-0 with a 1.50 ERA and 23 strikeouts in six starts.

**2000**—Spent the entire season at Trenton, tying for third in the Eastern League in shutouts (2) and compiling the ninth lowest ERA (3.39)...had the league's fifth best ratios for fewest walks (2.13) and baserunners (10.99) per nine innings...led the Thunder in starts (24), shutouts (2), innings (143.1), and strikeouts (126) and tied for first in wins (7)...was selected as Trenton's pitcher of the year.

**1999**—Combined to go 11-7 with a 3.35 ERA in 26 games with Augusta and Sarasota...was the Red Sox Minor League Pitcher of the Month in April, going 2-0 with a 0.35 ERA in four starts at Augusta...earned South Atlantic League pitcher of the week honors, April 12-18...had allowed just one run in 41 innings in his six starts at Augusta when he was promoted to Sarasota on May 10.

**1998**—Topped Michigan in starts (26)...worked the first six innings of a 3-0 shutout on August 29 vs. West Michigan...pitched for Delmarva in the Maryland Fall League (3-1, 2.05 ERA in six games) and also went to the Florida Instructional League.

**1997**—Went a combined 3-4 with a 3.15 ERA in 14 games, 12 starts with the Gulf Coast Red Sox and Michigan...fanned 78 in 68.2 innings...led the Gulf Coast squad in starts (8) and was second in strikeouts (59) before an August promotion to Michigan.

**1996**—Made his pro debut with the Gulf Coast Red Sox and was 0-2 with a save and a 3.13 ERA in 13 games, eight starts...went to Instructional League that fall.

## PERSONAL/MISCELLANEOUS

Justin Craig Duchscherer...name is pronounced DUKE-sheer...graduated from Coronado High School in Lubbock, Texas in 1996 where he played baseball, basketball, and tennis...also played Little League, Pony League, and Colt

League baseball...was originally signed by Boston scout Luke Wrenn...his uncle, Baxter McAlister, played minor league baseball in the Houston Astros organization...hosted the "Battle of the Bay" Video game challenge during Spring Training in 2006 and 2007 which raised funds for The National Multiple Sclerosis Society Arizona Chapter... his first child, Evan Jacob, was born the day he made his A's debut, September 9, 2003.

**LIFETIME PITCHING RECORD**

Year	Club	W	L	ERA	G	GS	CG	SHO	SV	IP	H	R	ER	HR	HB	BB	IBB	SO	WP	BK
1996	GCL Red Sox	0	2	3.13	13	8	0	0	1	54.2	52	26	19	0	3	14	0	45	4	6
1997	GCL Red Sox	2	3	1.81	10	8	0	0	0	44.2	34	18	9	0	3	17	0	59	5	4
	Michigan	1	1	5.63	4	4	0	0	0	24.0	26	17	15	1	3	10	0	19	0	0
1998	Michigan	7	12	4.79	30	26	0	0	0	142.2	166	87	76	9	13	47	3	106	7	1
1999	Augusta	4	0	0.22	6	6	0	0	0	41.0	21	1	1	0	0	8	0	39	1	0
	Sarasota	7	7	4.49	20	18	0	0	0	112.1	101	62	56	14	12	30	0	105	5	0
2000	Trenton	7	9	3.39	24	24	2	2	0	143.1	134	59	54	7	6	35	1	126	6	1
2001	Trenton	6	3	2.44	12	12	1	1	0	73.2	49	25	20	6	5	14	1	69	0	0
	Tulsa	4	0	2.08	6	6	1	0	0	43.1	39	14	10	3	2	10	0	55	0	0
	TEXAS	1	1	12.27	5	2	0	0	0	14.2	24	20	20	5	4	4	0	11	1	0
	Oklahoma	3	3	2.84	7	7	1	1	0	50.2	48	20	16	6	4	10	0	52	0	0
2002	Sacramento	2	4	5.57	14	11	0	0	0	63.0	73	45	39	7	2	17	0	52	1	0
2003	Sacramento	14	2	3.25	24	23	0	0	0	155.0	151	59	56	12	2	18	0	117	2	0
	OAKLAND	1	1	3.31	4	3	0	0	0	16.1	17	7	6	1	2	3	0	15	0	0
2004	OAKLAND	7	6	3.27	53	0	0	0	0	96.1	85	37	35	13	5	32	6	59	1	1
2005	OAKLAND	7	4	2.21	65	0	0	0	5	85.2	67	25	21	7	2	19	3	85	2	0
2006	OAKLAND	2	1	2.91	53	0	0	0	9	55.2	18	18	4	1	9	0	51	3	0	0
	Sacramento	0	0	0.00	2	1	0	0	0	2.0	2	0	0	0	0	0	0	1	0	0
2007	OAKLAND	3	3	4.96	17	0	0	0	0	16.1	18	9	9	3	0	8	3	13	0	0
	Stockton	0	0	0.00	1	1	0	0	0	1.0	0	0	0	0	0	0	0	1	0	0
2008	OAKLAND	10	8	2.54	22	22	1	1	0	141.2	107	45	40	11	8	34	2	95	1	0
	Sacramento	0	1	6.75	1	1	0	0	0	2.2	5	2	2	0	1	0	0	1	0	0
<b>ML Totals</b>		<b>31</b>	<b>24</b>	<b>3.14</b>	<b>219</b>	<b>27</b>	<b>1</b>	<b>1</b>	<b>14</b>	<b>426.2</b>	<b>370</b>	<b>161</b>	<b>149</b>	<b>44</b>	<b>22</b>	<b>109</b>	<b>14</b>	<b>329</b>	<b>8</b>	<b>1</b>

**CAREER TRANSACTIONS**

**1996** — Selected by the Boston Red Sox organization in the 8th round of the free agent draft, June 4. **2001** — Traded to the Texas Rangers organization for catcher Doug Mirabelli, June 12. **2002** — Traded to the Oakland Athletics for Luis Vizcaino, March 18. **2006** — On disabled list, May 7 to June 23; included rehabilitation assignment to Sacramento, June 19 to 23. **2007** — On disabled list, May 15 to end of season; included rehabilitation assignment to Stockton, May 28 to 29. **2008** — On disabled list, April 5 to 25; included rehabilitation assignment to Sacramento, April 21 to 23. On disabled list, August 19 to October 3.

**DIVISION SERIES RECORD**

Year	Club/Opp.	W	L	ERA	G	GS	CG	SHO	SV	IP	H	R	ER	HR	HB	BB	IBB	SO	WP	BK
2006	OAK vs. MIN	0	0	2.25	2	0	0	0	0	4.0	1	1	1	1	0	0	0	4	0	0

**LEAGUE CHAMPIONSHIP SERIES RECORD**

Year	Club/Opp.	W	L	ERA	G	GS	CG	SHO	SV	IP	H	R	ER	HR	HB	BB	IBB	SO	WP	BK
2006	OAK vs. DET																			

(Did not pitch)

**ALL-STAR GAME RECORD**

Year	Club/Site	W	L	ERA	G	GS	CG	SHO	SV	IP	H	R	ER	HR	HB	BB	IBB	SO	WP	BK
2005	A.L./Det.																			
2008	A.L./NYY	0	0	9.00	1	0	0	0	0	1.0	3	1	1	0	0	0	0	1	0	0

(Did not pitch)

## VS. THE AMERICAN LEAGUE

2008		CAREER												
ERA	W	L	S	G	IP	ER	vs. TEAM	ERA	W	L	S	G	IP	ER
2.57	1	0	0	1	7.0	2	Baltimore	2.78	2	0	1	9	22.2	7
0.64	1	0	0	2	14.0	1	Boston	1.83	2	0	1	15	34.1	7
2.57	1	0	0	1	7.0	2	Chicago	2.70	4	1	1	14	23.1	7
1.54	1	1	0	2	11.2	2	Cleveland	3.60	1	3	0	11	20.0	8
2.70	1	0	0	1	6.2	2	Detroit	3.04	3	2	0	10	23.2	8
—	0	0	0	0	0.0	0	Kansas City	8.68	1	2	0	9	9.1	9
2.13	1	0	0	2	12.2	3	Los Angeles	1.44	6	0	1	24	50.0	8
0.00	0	0	0	1	2.2	0	Minnesota	3.94	0	2	0	9	16.0	7
1.93	1	1	0	2	14.0	3	New York	3.68	1	2	0	9	22.0	9
—	0	0	0	0	0.0	0	Oakland	9.00	0	0	0	1	1.0	1
1.29	1	1	0	2	14.0	2	Seattle	3.48	1	5	2	31	54.1	21
4.26	0	1	0	1	6.1	3	Tampa Bay	1.48	2	1	0	19	30.1	5
7.50	0	2	0	2	12.0	10	Texas	4.91	3	3	4	25	44.0	24
7.20	0	0	0	1	5.0	4	Toronto	3.09	1	0	1	11	23.1	8

## VS. THE NATIONAL LEAGUE

2008		CAREER												
ERA	W	L	S	G	IP	ER	vs. TEAM	ERA	W	L	S	G	IP	ER
1.13	1	0	0	1	8.0	1	Arizona	2.00	1	0	0	2	9.0	2
5.40	0	1	0	1	5.0	3	Atlanta	6.75	0	2	0	3	8.0	6
—	0	0	0	0	0.0	0	Chicago	—	0	0	0	0	0.0	0
—	0	0	0	0	0.0	0	Cincinnati	16.20	0	0	0	1	1.2	3
—	0	0	0	0	0.0	0	Colorado	—	0	0	0	0	0.0	0
1.17	1	0	0	1	7.2	1	Florida	1.17	1	0	0	1	7.2	1
—	0	0	0	0	0.0	0	Houston	—	0	0	0	0	0.0	0
—	0	0	0	0	0.0	0	Los Angeles	—	0	0	0	0	0.0	0
—	0	0	0	0	0.0	0	Milwaukee	—	0	0	0	0	0.0	0
—	0	0	0	0	0.0	0	New York	0.00	1	0	0	1	2.0	0
—	0	0	0	0	0.0	0	Philadelphia	0.00	0	0	2	2	1.2	0
—	0	0	0	0	0.0	0	Pittsburgh	3.86	0	0	0	2	2.1	1
—	0	0	0	0	0.0	0	St. Louis	27.00	0	0	0	1	0.2	2
—	0	0	0	0	0.0	0	San Diego	18.00	0	0	0	1	1.0	2
1.13	0	1	0	1	8.0	1	San Francisco	1.65	1	1	1	6	16.1	3
—	0	0	0	0	0.0	0	Washington	0.00	0	0	0	2	2.0	0

## MONTHLY BREAKDOWN

2008		CAREER												
ERA	W	L	S	G	IP	ER	by MONTH	ERA	W	L	S	G	IP	ER
2.70	1	1	0	2	10.0	3	April	2.33	6	4	1	38	58.0	15
2.15	3	3	0	6	37.2	9	May	2.11	7	5	1	32	72.2	17
1.45	4	1	0	5	37.1	6	June	2.77	6	2	4	30	74.2	23
3.44	2	2	0	5	36.2	14	July	3.10	5	3	1	37	90.0	31
3.60	0	1	0	4	20.0	8	August	3.52	3	5	4	35	64.0	25
—	0	0	0	0	0.0	0	September	4.87	3	5	3	43	61.0	33
—	0	0	0	0	0.0	0	October	7.11	1	0	0	4	6.1	5

## PITCHING BREAKDOWN

2008		CAREER												
ERA	W	L	S	G	IP	ER	by CATEGORY	ERA	W	L	S	G	IP	ER
2.41	7	3	0	11	78.1	21	Home	3.06	21	10	8	110	232.0	79
2.70	3	5	0	11	63.1	19	Road	3.24	10	14	6	109	194.2	70
4.05	2	3	0	6	40.0	18	Day	3.81	9	9	4	75	130.0	55
1.95	8	5	0	16	101.2	22	Night	2.85	22	15	10	144	296.2	94
2.42	10	8	0	20	134.0	36	Grass	3.20	29	23	13	199	394.0	140
4.70	0	0	0	2	7.2	4	Turf	2.48	2	1	1	20	32.2	9
1.82	10	5	0	16	108.2	22	Pre-ASG	2.34	23	11	6	115	249.2	65
4.91	0	3	0	6	33.0	18	Post-ASG	4.27	8	13	8	104	177.0	84
2.54	10	8	0	22	141.2	40	Starter	3.03	12	10	0	27	166.1	56
—	0	0	0	0	0.0	0	Reliever	3.22	19	14	14	192	260.1	93

## BALLPARK BREAKDOWN

	ERA	W	L	S	G	IP	ER
Angel Stadium	2.76	2	0	1	11	16.1	5
AT&T Park	0.00	1	0	0	2	3.0	0
Busch Stadium I	27.00	0	0	0	1	0.2	2
Camden Yards	0.00	0	0	0	5	6.0	0
Chase Field	1.13	1	0	0	1	8.0	1
Coliseum	2.65	20	9	8	108	220.2	65
Comerica Park	0.00	1	0	0	3	7.1	0
Fenway Park	1.21	1	0	0	11	22.1	3
Kauffman Stadium	12.27	0	1	0	4	3.2	5
Metrodome	0.79	0	1	0	6	11.1	1
PETCO Park	18.00	0	0	0	1	1.0	2
Progressive Field	4.91	0	2	0	6	11.0	6
Rangers Ballpark	5.92	2	3	3	17	38.0	25
RFK Stadium	0.00	0	0	0	2	2.0	0
Rogers Centre	6.52	1	0	1	4	9.2	7
Safeco Field	4.21	0	3	1	17	25.2	12
Tropicana Field	0.77	1	0	0	10	11.2	1
Turner Field	6.75	0	2	0	3	8.0	6
U.S. Cellular Field	3.00	1	1	0	4	12.0	4
Yankee Stadium	4.32	0	2	0	3	8.1	4

## FIELDING STATISTICS

### Pitcher

Year	Pct.	G	PO	A	E	TC	DP
2001	1.000	5	1	0	0	1	0
2003	1.000	4	0	3	0	3	0
2004	1.000	53	5	20	0	25	1
2005	.833	65	1	14	3	18	3
2006	1.000	53	4	12	0	16	0
2007	1.000	17	2	4	0	6	0
2008	1.000	22	5	13	0	18	1
<b>Totals</b>	<b>.966</b>	<b>219</b>	<b>18</b>	<b>66</b>	<b>3</b>	<b>87</b>	<b>5</b>

## DUCHSCHERER'S CAREER BESTS

**Low Hit Complete Game:** 2, July 8, 2008 vs. Seattle

**Innings Pitched:** 9.0, July 8, 2008 vs. Seattle. As reliever: 5.0 (three times), last: August 27, 2004 vs. Tampa Bay

**Strikeouts:** 8, August 13, 2008 vs. Tampa Bay. As reliever: 4 (four times), last time: October 2, 2005 at Seattle

**Longest Winning Streak:** 4 (three times), last: June 4 to 22, 2008

**Longest Losing Streak:** 3 (twice), last: July 20, 2008 to present

**Longest Scoreless Streak:** 18.0, July 3 to 13, 2008

**DUCHSCHERER'S 2008 STARTS**

Date	Opponent	Score	Dec	ERA	IP	H	R	ER	BB	SO	HR	#PT
April 4	Cleveland	6-3	W	1.80	5.0	4	1	1	2	6	0	72
April 26	at Seattle	3-5	L	2.70	5.0	6	2	2	0	2	0	73
May 1	at Los Angeles	15-8	W	2.40	5.0	6	6	1	1	6	2	81
May 6	Baltimore	4-2	W	2.45	7.0	4	2	2	2	4	0	85
May 13	at Cleveland	0-4	L	2.20	6.2	4	1	1	2	6	0	110
May 18	at Atlanta	2-5	L	2.67	5.0	7	3	3	2	2	0	74
May 24	Boston	3-0	W	2.16	8.0	1	0	0	0	4	0	101
May 30	at Texas	1-3	L	2.27	6.0	6	2	2	1	5	0	101
June 4	Detroit	10-2	W	2.32	6.2	3	2	2	5	3	0	96
June 11	New York	8-4	W	2.20	7.0	5	1	1	1	4	1	98
June 17	at Arizona	15-1	W	2.08	8.0	5	1	1	0	6	0	94
June 22	Florida	7-1	W	1.99	7.2	6	1	1	2	3	1	105
June 28	San Francisco	0-1	L	1.91	8.0	2	1	1	1	4	0	97
July 3	at Chicago	3-2	W	1.96	7.0	5	2	2	2	4	1	98
July 8	Seattle	2-0	W	1.78	9.0	2	0	0	0	4	0	105
July 13	Los Angeles	3-4	--	1.82	7.2	5	2	2	2	3	1	98
July 20	at New York	1-2	L	1.87	7.0	6	2	2	3	4	1	109
July 26	Texas	4-9	L	2.37	6.0	9	8	8	2	6	2	108
Aug. 1	at Boston	1-2 (12)	--	2.33	6.0	5	1	1	3	2	0	100
Aug. 7	at Toronto	4-6	--	2.51	5.0	7	4	4	2	6	0	101
Aug. 13	Tampa Bay	2-3	L	2.59	6.1	6	3	3	1	8	2	107
Aug. 18	at Minnesota	3-2	--	2.54	2.2	3	0	0	0	3	0	36

**MARK ELLIS**

**14**



**SECOND BASE**

**Height/Weight:** 5-11 / 193

**Bats/Throws:** Right / Right

**Birthdate:** June 6, 1977

**Opening Day Age:** 31

**Birthplace/Resides:** Rapid City, South Dakota / Scottsdale, Arizona

**Major League Service:** 6 years, 136 days

**Obtained:** Acquired from Kansas City with Johnny Damon and cash as part of a three-team seven-player deal, January 8, 2001. The A's traded Ben Grieve and cash to Tampa Bay and A.J. Hinch, Angel Berroa and cash to Kansas City. Tampa Bay traded Roberto Hernandez to Kansas City and Cory Lidle to Oakland.

**Contract Status:** First year of a two-year contract through 2010 with a club option for 2011.

**CAREER HIGHLIGHTS**

Completed his sixth season with the A's in 2008 and holds the Oakland record for games played (741) and home runs (68) as a second baseman...has led Major League second basemen in fielding twice in the last three years and has a .989 career fielding percentage, which is fourth best in ML history among second basemen with 650 or more games...has yet to win a Gold Glove...has 21 career triples, which is tied for ninth in Oakland history...hit the fifth walk-off grand slam in Oakland history on June 8, 2008 against Los Angeles...set an Athletics franchise record for second basemen with a 102-game errorless streak from May 14 to September 10, 2007...set what was then a Major League record for fielding percentage by a second baseman in 2006 with a mark of .997...hit a career high .316 in 2005 after missing the entire 2004 season with a torn labrum in his right shoulder...was named to the Topps Major League Rookie All-Star Team as the second baseman in 2002...was acquired by the A's from Kansas City prior to the 2001 season in the trade that also netted the A's Johnny Damon and Cory Lidle.

**2008 HIGHLIGHTS**

Led Major League second basemen in fielding for the second time in the last three years but batted a career low .233...established new career highs with 53 walks and 14 stolen bases but his 55 runs scored were a career low... appeared in just 117 games, which were his fewest since his rookie season of 2002 (98)...missed the final month of the season as he had surgery on his right shoulder on September 19...committed just four errors in 115 games at second base for a .993 fielding percentage...it was the third best percentage of his career and fourth best in Athletics history and it was the highest among ML second basemen, ahead of Boston's Dustin Pedroia (.992)...also led the majors in fielding in 2006, finished second in 2007 and was third in the American League in 2005, but has

FRONT OFFICE | 2009 ATHLETICS | REVIEW | RECORDS | HISTORY | OPPONENTS | PLAYER DEVELOPMENT | MISCELLANEOUS



yet to win a Gold Glove...now has a .989 career fielding percentage, which is the best in Oakland history and fourth best in ML history among second basemen with 650 or more games...has 741 career games at second base, which is the most in Oakland history and sixth most in Athletics history...had three triples to bring his career total to 21, which is tied for ninth in Oakland history with Rick Monday and Mitchell Page...ranked second on the A's in stolen bases and sacrifice hits (5), tied for second in hit by pitches (5) and was third in home runs (12)...it was his fourth straight 10-homer season and he now has 68 career home runs as a second baseman, which is an on-going Oakland record and second most in Athletics history to Dick Green (76)...his 14 stolen bases were the most by an A's second baseman since Lance Blankenship had 15 in 1992...batted .256 (81 for 317) with 11 of his 12 home runs against right-handed pitching compared to .176 (22 for 125) against left-handers...his mark against lefties was the lowest in the AL and second lowest in the majors (Schumaker, STL .168)...since 1974, the only Athletic with a lower mark against lefties is Scott Brosius, who hit .160 in 1997...hit .282 on the road compared to .189 at home...had the lowest home batting in the majors and it was second lowest in Oakland history to Mark McGwire, who hit .185 in 1991...it was the lowest home average by an AL batter since 1991 when Kevin Maas hit .178 for the Yankees...started games at every spot in the order except fourth and ninth...made a team leading 38 starts in the leadoff spot where he batted .224 with 26 walks for a .349 on-base percentage.

**OAKLAND:** Was the A's Opening Day starter at second base for the fourth consecutive season and fifth time in the last six years...in Oakland history, only Dick Green (6) has made more Opening Day starts at second...homered in the first inning of the opener on March 25 against Boston in Tokyo for the first Opening Day home run of his career...then went 0 for his next 18, the longest hitless streak of his career...matched his career high with four hits on April 9 at Toronto and also had the first two-steal game of his career...finished April with a .261 batting average but then hit .213 in May...hit his first career "walk-off" home run in the 10th inning on May 7 against Baltimore...was batting .242 with three home runs and 13 RBI in 39 games when he strained his left hamstring on May 11 at Texas...did not go on the DL and missed nine games before returning on May 23...did not commit an error in his first 58 games following the injury (through August 2), equaling the second longest errorless streak of his career...hit .200 with two home runs and five RBI over his first 14 games following the injury...then hit a walk-off grand slam on June 8 against Los Angeles, the fifth in Oakland history...it was his third career grand slam and his second walk-off home run...it was his fourth career walk-off hit...six of his 12 home runs came in the eighth inning or later and five gave the A's the lead...the A's were 8-3 in games in which he homered and are 50-18 (.735) when he homers in his career...that game started a season best eight-game hitting streak where he batted .457 with three home runs and 10 RBI...capped the streak with his second career two-homer game on June 17 at Arizona, going 3 for 4 with four RBI, a double and a career high four runs scored...that lifted his season totals to .265 with eight home runs and 28 RBI in 61 games...would go on to bat .196 with four home runs and 13 RBI over his final 56 games...was ejected from a game for the first time in his career on June 22 against Florida after striking out in the seventh inning...hit .170 in July, his lowest batting average ever in a month...his previous low was .186 in July, 2006...broke Dick Green's Oakland record of 721 games played as a second baseman on August 1 at Boston...led off the game with a home run on August 18 at Minnesota, the third leadoff home run of his career...left the game on August 22 at Seattle with his shoulder injury and would not start another game in 2008...pinch ran on August 27 at Los Angeles and struck out as a pinch hitter on August 30 against Minnesota...had surgery on September 19 but was not placed on the disabled list until he was added to the 60-day DL on September 21 to clear a spot for Donnie Murphy on the 40-man roster following an injury to Jack Hannahan...agreed to terms on a two-year contract through 2010 with a club option for 2011 on October 10.

## CAREER

**2007**— Had one of the best seasons by a second baseman in Oakland history as he batted .276 with 19 home runs and 76 RBI in 150 games...set an Athletics' franchise record for home runs by a second baseman, topping the previous mark of 16 held by Jimmy Dykes (1921) and Davey Lopes (1983)...set an Oakland record for RBI by a second baseman...tied for second among American League second basemen in home runs and was third in RBI...ranked second among AL second basemen with a .994 fielding percentage, 302 putouts and 499 assists, was third with 806 total chances and finished fifth with 104 double plays...set Oakland records for assists and double plays by a second baseman...the assists were second most in Athletics history to Jimmy Dykes' 522 with Philadelphia in 1921 and the double plays were the most since Jerry Lumpe had 105 with Kansas City in 1961...his fielding percentage was third best in A's history...committed just five errors in 150 games at second base and set an Athletics franchise record for second basemen with a 102-game errorless streak from May 14 to September 10...had 540 consecutive errorless chances during the streak...had career highs in at bats (583), runs (84), hits (161), doubles (33), home runs (19), RBI (76), hit by pitches (10) and total bases (257) and matched his high in strikeouts (94)...led the A's in at

## HIGHEST FIELDING PERCENTAGE BY A SECOND BASEMAN, MAJOR LEAGUE HISTORY (MIN. 650 GAMES AT 2B)

.992	Placido Polanco, 1998-present
.990	Scott Fletcher, 1981-1995
.9894	Ryne Sandberg, 1981-1997
<b>.9893</b>	<b>Mark Ellis, 2002-present</b>
.9890	Mark Loretta, 1995-present

SOURCE: Stats, Inc

bats and total bases and tied for the team lead in games (150), runs and hit by pitches...batted .313 with 11 of his 19 home runs against left-handed pitching...tied for second in the AL in home runs against left-handers...slugged .600 against left-handers and .386 against righties...hit .237 with runners in scoring position but was 7 for 22 (.318) with a grand slam and 21 RBI with the bases loaded...hit .327 with 38 RBI in 52 games against AL West teams and .250 with 38 RBI in 98 games against everyone else...appeared exclusively at second base where he played in 150 games...started games at every spot in the order except the three spot...made 38 starts hitting fifth, 32 hitting sixth and 31 batting second...made his fourth Opening Day start at second base on April 2 at Seattle...tied his career high with five RBI on April 4 in Seattle...had the game-ending RBI single in the bottom of the ninth on April 10 against Chicago, his second career "walk-off" hit...singled in the third inning on May 4 at Tampa Bay for his 500th career hit...committed two errors on one play in the third inning on May 13 against Cleveland...it was his third career two-error game, his first since May 18, 2003 at Cleveland...began his 102-game errorless streak the next day...hit his second career grand slam on May 18 against San Francisco and matched his career high with five RBI...the home run was the 40th of his career as a second baseman, which broke Dick Green's Oakland record for home runs by a second baseman...was batting .235 with three home runs and 23 RBI in 45 games through the end of May...became a father for the first time on June 1 when his wife, Sarah, gave birth to a boy (Briggs William) and then hit .330 with five home runs, 18 RBI and 12 multiple hit games over his next 28 games from June 2 to July 2...hit for the 17th cycle in Athletics history on June 4 against Boston...it was the sixth in Oakland history and the second in Coliseum history...the four hits matched his career high and he also had four hits on June 26 at Cleveland and September 11 at Seattle...had his first career two homer game on July 23 at Los Angeles...had a career high 11-game hitting streak from August 16 to 26 (13 for 44, .295)...had 10 hits over a three-game span from September 9 to 11 to tie an Oakland record...made his first career start batting fourth on September 16 against Texas and was 2 for 5 with a home run and three RBI...batted .351 with 20 RBI in 24 games in September...the RBI were his most ever in a month.

**2006**—Set what was then a Major League record for fielding percentage by a second baseman with a mark of .997...committed just two errors in 123 games and 632 total chances...batted .249 with 11 home runs and 52 RBI in 124 games...had career highs in sacrifice flies (7) and grounded into double plays (13)...led the A's in sacrifice flies and tied for the team lead in sacrifice hits (4)...batted .278 against left-handed pitchers and .242 against right-handers...hit .207 with runners in scoring position, which ranked fourth lowest in the American League...was batting .219 with three home runs and 13 RBI in 53 games at the All-Star Break...then hit .273 with eight home runs and 39 RBI in 71 games after the break...started games at every spot in the order except fourth and fifth and made a team leading 52 starts batting ninth...hit eight of his 11 home runs from the nine spot and he tied for second in the AL in home runs from the nine spot in the order (Inge, DET 14)...six of his 11 home runs came with runners on base (five two-run, one three-run) and six either tied the game or put the A's ahead...the A's were 9-2 in games in which he homered...appeared in 123 games at second base where he made a team leading 121 starts...committed his first error of the season on May 18 against Seattle, snapping a 41-game errorless streak dating back to his last error on September 23, 2005 at Texas...did not make his second error until August 26 at Texas for a 58-game errorless streak...finished the season with a 31-game errorless streak...was batting .189 entering play on May 7 before going 4 for 4 that day against Tampa Bay, matching his career high for hits...followed that with singles in his first three at bats in the next game on May 9 at Toronto, giving him seven consecutive hits...had a 10-game hitting streak from May 4 to 16 and hit .450 during the streak...then went 4 for 40 (.100) over his next 11 games before breaking his right thumb on May 30 against Kansas City...was placed on the 15-day disabled list on June 1, retroactive to May 31, and went 2 for 12 (.167) in a four-game rehab assignment with Triple-A Sacramento from June 26 to 29 before he was reinstated from the DL on June 30...missed 26 games while on the DL...had a career high tying five RBI on July 14 at Boston...hit his 33rd career home run on July 18 at Baltimore, breaking Dave Collins' record for most home runs by a player born in South Dakota...was batting .212 with five home runs and 26 RBI in 75 games through August 6...then hit .308 with six home runs and 26 RBI over his final 49 games...made his third career appearance at first base on August 9 against Texas...batted .284 with five home runs and 16 RBI in 27 games in August...started the first two games of the ALDS against Minnesota and was 2 for 7 (.286) before breaking his right index finger in his ninth inning at bat in Game 2 against Joe Nathan at Minnesota...missed the remainder of the postseason.

**2005**—Was one of the top comeback stories in baseball as he hit a career high .316 after missing the entire 2004 season with a torn labrum in his right shoulder...did not qualify for the league leaders but, based on a minimum of 400 plate appearances, his batting average ranked fifth in the American League and eighth in Oakland history...led the A's in batting, slugging (.477), on-base percentage (.384) and triples (5) and tied for the team lead in sacrifice hits (4)...in addition to posting career highs in batting, slugging and on-base percentage, he matched his bests in triples...appeared in just 122 games as he shared second base duties with Marco Scutaro and Keith Ginter the first half of the season...started just 47 of the A's first 92 games at second base and 62 of the final 70...earned his playing time later in the season as he hit .344 with 38 RBI and 57 runs scored in 66 games after the All-Star break...ranked third in the AL in batting after the All-Star Break and had the fifth best post-break batting average in Oakland history...hit 12 of his 13 home runs after the break...hit .316 as a second baseman which was the second

## MOST HOME RUNS, ATHLETICS SECOND BASEMAN

### CAREER

76	Dick Green
68	Mark Ellis
39	Max Bishop
37	Jimmy Dykes
29	Tony Phillipis

### SEASON

19	Mark Ellis, 2007
16	Davey Lopes, 1983
16	Jimmy Dykes, 1921
15	Dick Green, 1965
14	Scott Spiezio, 1997
14	Hector Lopez, 1958

best batting average among Major League second basemen...ranked third among AL second basemen with a .989 fielding percentage...also appeared in seven games (five starts) at shortstop and made his professional debut at first base (two games)...had never hit higher than .300 in one month before hitting .304 in June...followed that up by hitting .323 in July, .310 in August and .368 in September...the A's were 11-2 in games in which he homered...hit .313 with runners in scoring position...batted .313 against left-handed pitching and .317 against right-handers...hit .352 during day games and .357 in nine interleague games...made his professional debut at first base on May 14 against New York...went 3 for 6 with two doubles and four RBI on August 6 at Kansas City to boost his average to .300...average never dropped under .300 the rest of the way...had four three-hit games over a five-game span from August 6 to 11...had just three home runs through games of August 23 but then homered in consecutive games on August 24 and 25 at Detroit and three straight games from August 27-29 at Baltimore, giving him five home runs and nine RBI over a six-game span...the home run on the 24th led off the game, his second career lead-off home run...had his second career four-hit game on September 9 at Texas...that was part of a 13-game stretch from September 6 to 20 where he batted .482 with 10 multiple hit games, including five games of three or more hits...ended up batting .368 with 23 runs in 27 games in September...had the best on-base percentage in the AL in September (.446).

**2004**—Dislocated his right shoulder during spring training and a subsequent MRI revealed a torn labrum in his right shoulder...missed the entire season...the injury occurred on March 25 in Phoenix against the Chicago Cubs when he and Bobby Crosby dived for a hit up the middle by Sammy Sosa and collided...was placed on the 15-day disabled list retroactive to March 26 and was transferred to the 60-day disabled list on September 3.

**2003**—Spent the entire season with the A's and batted .248 with nine home runs and 52 RBI in 154 games...led the A's in sacrifice hits (9)...tied for seventh in the American League in sacrifice hits and was eighth in pitches per plate appearance (4.07)...appeared in 153 games at second base which was third most in Oakland history...led Major League second basemen in total chances (793) and putouts (324)...committed 14 errors which was fourth among AL second basemen and he had the fifth best fielding percentage (.982)...seven of his home runs were solo shots, four either tied the game or put the A's ahead, and the final seven all came in Oakland...batted .217 against left handed pitching which ranked ninth lowest in the AL...hit his first career grand slam on September 21 against Seattle (Sasaki)...made a team leading 64 starts batting leadoff and hit .264 with a .324 on-base percentage...set an Oakland record for doubles in April with 11...hit his first career leadoff home run on April 25 against Cleveland...had a career high four hits on April 6 against Anaheim...had a 10-game hitting streak from July 24 to August 2 (11 for 41, .268)...had a career high five RBI on September 21 against Seattle...had a 51-game, 172-at bat homerless streak from June 17 through August 15...started all five games at second base against Boston in the ALDS and was 2 for 17 (.118).

**2002**—Had two stints with the A's and took over as Oakland's starting second baseman during his second stint...started a team leading 83 games at second base, made seven starts and third base and one start at shortstop...batted .272 in 98 games and added 44 walks for a .359 on-base percentage...was named to the Topps Major League Rookie All-Star team as the second baseman...ranked second among American League rookies in runs scored (58) and fourth in batting, on-base percentage and walks...tied for the A's team lead in triples (4) and led the club with eight sacrifice hits...tied for sixth among all AL players in sacrifice hits...his batting average improved to .324 with runners in scoring position...batted leadoff a team leading 54 times...hit six home runs, all of which came in Oakland...began the season at Triple-A Sacramento but was called up by Oakland on April 7 when Randy Velarde went on the disabled list...made his Major League debut on April 9 at Texas as a pinch runner but did not play again until April 18 against Anaheim when he made his first ML start and professional debut at third base...singled off Ramon Ortiz in the seventh inning for his first ML hit...was optioned back to Sacramento on April 26 after going 1 for 4 in four games with the A's...had a .298 batting average in 21 games with Sacramento when the A's called again on June 6...spent the remainder of the season with Oakland...started 83 of the A's final 102 games at second...had back-to-back three hit games on June 11 and 12 against Milwaukee, the first multiple hit games of his career...hit his first ML home run on June 28 against San Francisco off Jay Witasick, a solo shot in the sixth inning...had an Oakland record tying two triples on August 3 against Detroit...started all five games of the Division Series against Minnesota at second base and batted .368 with a home run and four RBI...had three hits in Game 2 and the homer was a three-run shot in the bottom of the ninth inning of the A's 5-4 loss in Game 5.

**2001**—Was acquired by the A's organization prior to the season as part of the Johnny Damon trade and spent the entire season at Triple-A Sacramento...led the River Cats in doubles (38)...his .273 batting average broke down to .269 against left-handers and .274 against right-handers...average improved to .305 with runners in scoring position and two outs...appeared in 131 of Sacramento's 144 games at shortstop...committed 19 errors after making 31 in

MARK ELLIS continued

2000...batted .317 in June and .311 in July...hit .158 in five playoff games for Sacramento...played for Phoenix in the Arizona Fall League and hit .308 in 30 games...added 21 walks for a .421 on-base percentage and also stole nine bases.

**2000**—Spent most of the season at Single-A Wilmington but was moved up to Double-A Wichita on August 28...batted a combined .302 with 66 RBI and 83 walks in 139 games...added 28 doubles which led the Royals farm system...was named to the Carolina League Post-Season All-Star team after leading the league in hits (146) and on-base percentage (.404) and ranking second in batting (.302)...topped all league shortstops in double plays (78) but also led the league in errors (31)...appeared in 132 games at Wilmington and led the Blue Rocks in runs (83), hits, doubles (27), walks (78) and stolen bases (25)...had a 5 for 5 performance on May 9 at Fresno...finished the year at Wichita where he hit .318 in seven games.

**1999**—Was named to the Northwest League All-Star team and the Topps Class-A Short Season/Rookie League All-Star team as a shortstop in his first professional season...tied for the league lead in runs scored (67) and led NL shortstops in fielding percentage (.958)...ranked seventh in batting (.327)...led the NL Champion Spokane team in runs, hits (92), walks (47) and stolen bases (21)...had a 13-game hitting streak from June 24 to July 6 (22 for 44, .500).

PERSONAL/MISCELLANEOUS

Mark William Ellis...graduated from Stevens HS (SD) in 1995...attended the University of Florida...played third base as a freshman and sophomore, hitting .351 in 1996 and .326 with 11 HR and 45 RBI in 1997...moved to shortstop as a junior and hit .338 with 14 HR and 51 RBI in 1998 and then hit .344 with 10 HR, 42 RBI and 20 stolen bases as a senior...originally signed by Kansas City scout Cliff Pastornicky...organized the Putouts For Diabetes Program in 2006, in which he and Bobby Crosby donate money to the American Diabetes Association for every putout they record during the season...wife's name is Sarah...the couple has one child, Briggs.

LIFETIME PLAYING RECORD

Year	Club	AVG.	G	AB	R	H	2B	3B	HR	RBI	SH	SF	HP	BB	SO	SB	CS	SLG	OBP	E	
1999	Spokane	.327	71	281	67	92	14	0	7	47	5	4	3	47	40	21	7	.452	.424	16	
2000	Wilmington	.302	132	484	83	146	27	4	6	62	4	3	7	78	72	25	7	.411	.404	31	
	Wichita	.318	7	22	4	7	1	0	0	4	0	0	0	5	5	1	0	.364	.444	0	
2001	Sacramento	.273	132	472	71	129	38	0	10	53	5	5	5	54	78	21	7	.417	.351	19	
2002	Sacramento	.298	21	84	14	25	10	1	0	5	0	0	4	6	13	4	0	.440	.372	3	
	OAKLAND	.272	98	345	58	94	16	4	6	35	8	3	4	44	54	4	2	.394	.359	11	
2003	OAKLAND	.248	154	553	78	137	31	5	9	52	9	5	7	48	94	6	2	.371	.313	14	
2004	OAKLAND	(Injured — Did not play)																			
2005	OAKLAND	.316	122	434	76	137	21	5	13	52	4	0	4	44	51	1	3	.477	.384	6	
2006	OAKLAND	.249	124	441	64	110	25	1	11	52	4	7	8	40	76	4	0	.385	.319	2	
	Sacramento	.167	4	12	1	2	0	0	0	2	0	0	0	4	2	0	0	.167	.375	0	
2007	OAKLAND	.276	150	583	84	161	33	3	19	76	2	3	10	44	94	9	4	.441	.336	5	
2008	OAKLAND	.233	117	442	55	103	20	3	12	41	5	2	5	53	65	14	2	.373	.321	4	
<b>ML Totals</b>		<b>.265</b>	<b>765</b>	<b>2798</b>	<b>415</b>	<b>742</b>	<b>146</b>	<b>21</b>	<b>70</b>	<b>308</b>	<b>32</b>	<b>20</b>	<b>38</b>	<b>273</b>	<b>434</b>	<b>38</b>	<b>13</b>	<b>.407</b>	<b>.337</b>	<b>42</b>	

CAREER TRANSACTIONS

**1999** — Selected by the Kansas City Royals organization in the 9th round of the free agent draft, June 2. **2001** — Traded to Oakland with Johnny Damon and cash as part of a three-team seven-player deal in which the A's traded Ben Grieve and cash to Tampa Bay and A.J. Hinch, Angel Berroa and cash to Kansas City; Tampa Bay traded Roberto Hernandez to Kansas City and Cory Lidle to Oakland, January 8. **2004** — On disabled list, March 26 to October 20. **2006** — On disabled list, May 31 to June 30; included rehabilitation assignment to Sacramento, June 26 to 30. **2008** — On disabled list, September 21 to November 14.

DIVISION SERIES RECORD

Year	Club/Opp.	AVG.	G	AB	R	H	2B	3B	HR	RBI	SH	SF	HP	BB	SO	SB	CS	SLG	OBP	E
2002	OAK vs. MIN	.368	5	19	1	7	2	0	1	4	0	0	0	1	2	0	0	.632	.400	1
2003	OAK vs. BOS	.118	5	17	2	2	0	0	0	0	0	0	1	4	7	0	0	.118	.318	1
2006	OAK vs. MIN	.286	2	7	0	2	0	0	0	0	0	0	0	0	2	0	0	.286	.286	0
<b>Totals</b>		<b>.256</b>	<b>12</b>	<b>43</b>	<b>3</b>	<b>11</b>	<b>2</b>	<b>0</b>	<b>1</b>	<b>4</b>	<b>0</b>	<b>0</b>	<b>1</b>	<b>5</b>	<b>11</b>	<b>0</b>	<b>0</b>	<b>.372</b>	<b>.347</b>	<b>2</b>

## VS. THE AMERICAN LEAGUE

2008					CAREER					
AVG.	AB	H	HR	RBI	vs. TEAM	AVG.	AB	H	HR	RBI
.182	11	2	1	2	Baltimore	.271	129	35	8	20
.189	37	7	2	4	Boston	.293	164	48	5	20
.097	31	3	1	2	Chicago	.163	141	23	2	14
.217	23	5	1	6	Cleveland	.313	163	51	5	24
.167	24	4	0	3	Detroit	.219	183	40	7	20
.296	27	8	0	3	Kansas City	.247	162	40	2	22
.296	54	16	2	8	Los Angeles	.234	350	82	10	32
.304	23	7	1	1	Minnesota	.242	149	36	5	10
.364	22	8	0	2	New York	.256	133	34	0	8
—	0	0	0	0	Oakland	—	0	0	0	0
.119	42	5	0	1	Seattle	.272	305	83	6	39
.308	13	4	0	0	Tampa Bay	.345	142	49	4	10
.250	44	11	2	2	Texas	.321	340	109	8	44
.263	38	10	0	3	Toronto	.230	161	37	1	11

## VS. THE NATIONAL LEAGUE

2008					CAREER					
AVG.	AB	H	HR	RBI	vs. TEAM	AVG.	AB	H	HR	RBI
.300	10	3	2	4	Arizona	.316	19	6	2	6
—	0	0	0	0	Atlanta	.167	18	3	0	0
—	0	0	0	0	Chicago	—	0	0	0	0
—	0	0	0	0	Cincinnati	.300	20	6	1	4
—	0	0	0	0	Colorado	—	0	0	0	0
.308	13	4	0	0	Florida	.368	19	7	0	0
—	0	0	0	0	Houston	.286	21	6	0	5
—	0	0	0	0	Los Angeles	—	0	0	0	0
—	0	0	0	0	Milwaukee	.500	14	7	0	4
—	0	0	0	0	New York	.313	16	5	0	2
.000	7	0	0	0	Philadelphia	.063	16	1	0	0
—	0	0	0	0	Pittsburgh	.267	15	4	0	0
—	0	0	0	0	St. Louis	.167	12	2	1	3
—	0	0	0	0	San Diego	—	0	0	0	0
.261	23	6	0	0	San Francisco	.245	94	23	3	9
—	0	0	0	0	Washington	.417	12	5	0	1

## MONTHLY BREAKDOWN

2008					CAREER					
AVG.	AB	H	HR	RBI	by MONTH	AVG.	AB	H	HR	RBI
.143	7	1	1	1	March	.143	7	1	1	1
.261	111	29	1	10	April	.258	434	112	8	54
.213	61	13	2	5	May	.231	389	90	5	21
.273	99	27	4	13	June	.287	408	117	12	48
.170	88	15	2	7	July	.242	524	127	12	53
.237	76	18	2	5	August	.270	570	154	20	66
—	0	0	0	0	September	.303	452	137	12	64
—	0	0	0	0	October	.286	14	4	0	1

## A'S PITCHERS CAREER HITTING

PITCHER	AVG	AB	R	H	2B	3B	HR	RBI	SH	SF	HP	BB	SO	SB	CS
Devine	.000	1	0	0	0	0	0	0	0	0	0	0	1	0	0
Duchscherer	.000	6	0	0	0	0	0	0	0	0	0	0	6	0	0
Eveland	.083	12	0	1	0	0	0	0	4	0	0	1	6	0	0
Gallagher	.000	11	0	0	0	0	0	0	3	0	1	0	6	0	0
Schroder	.000	4	0	0	0	0	0	0	0	0	0	0	2	0	0
Springer	.074	27	1	2	0	0	0	0	4	0	0	0	17	0	0
Wuertz	.000	6	0	0	0	0	0	0	1	0	0	0	5	0	0

## BALLPARK BREAKDOWN

	AVG.	AB	H	HR	RBI
Angel Stadium	.239	180	43	5	17
AT&T Park	.304	46	14	1	2
Camden Yards	.239	67	16	4	11
Chase Field	.300	10	3	2	4
Cinergy Field	.100	10	1	0	1
Coliseum	.257	1346	346	41	161
Comerica Park	.195	87	17	3	10
Dolphin Stadium	.500	6	3	0	0
Fenway Park	.305	95	29	1	10
Kauffman Stadium	.258	66	17	2	13
Metrodome	.190	79	15	1	3
Minute Maid Park	.357	14	5	0	4
PNC Park	.267	15	4	0	0
Progressive Field	.305	82	25	2	11
Rangers Ballpark	.395	185	73	4	26
RFK Stadium	.667	3	2	0	0
Rogers Centre	.286	84	24	0	5
Safeco Field	.290	162	47	3	19
Shea Stadium	.250	12	3	0	0
Tokyo Dome	.143	7	1	1	1
Tropicana Field	.325	83	27	0	2
Turner Field	.167	12	2	0	0
U.S. Cellular Field	.114	70	8	0	3
Veterans Stadium	.111	9	1	0	0
Yankee Stadium	.235	68	16	0	5

## FIELDING STATISTICS

## First Base

YEAR	PCT.	G	PO	A	E	TC	DP
2005	1.000	2	3	0	0	3	0
2006	1.000	1	1	0	0	1	0
<b>Totals</b>	<b>1.000</b>	<b>3</b>	<b>4</b>	<b>0</b>	<b>0</b>	<b>4</b>	<b>0</b>

## Second Base

YEAR	PCT.	G	PO	A	E	TC	DP
2002	.978	85	170	232	9	411	48
2003	.982	153	324	455	14	793	95
2005	.989	115	203	333	6	542	82
2006	.997	123	273	357	2	632	91
2007	.994	150	302	499	5	806	104
2008	.993	115	228	336	4	568	88
<b>Totals</b>	<b>.989</b>	<b>741</b>	<b>1500</b>	<b>2212</b>	<b>40</b>	<b>3752</b>	<b>508</b>

## Third Base

YEAR	PCT.	G	PO	A	E	TC	DP
2002	.926	7	7	18	2	27	0
<b>Totals</b>	<b>.926</b>	<b>7</b>	<b>7</b>	<b>18</b>	<b>2</b>	<b>27</b>	<b>0</b>

## Shortstop

YEAR	PCT.	G	PO	A	E	TC	DP
2002	1.000	8	3	13	0	16	4
2005	1.000	7	6	15	0	21	4
<b>Totals</b>	<b>1.000</b>	<b>15</b>	<b>9</b>	<b>28</b>	<b>0</b>	<b>37</b>	<b>8</b>

BATTING BREAKDOWN

2008		CAREER					by CATEGORY				
AVG.	AB	H	HR	RBI		AVG.	AB	H	HR	RBI	
.189	233	44	7	22	Home	.256	1353	347	42	162	
.282	209	59	5	19	Road	.273	1445	395	28	146	
.234	145	34	5	16	Day	.268	954	256	24	107	
.232	297	69	7	25	Night	.264	1844	486	46	201	
.224	392	88	10	36	Grass	.266	2536	674	68	297	
.300	50	15	2	5	Turf	.260	262	68	2	11	
.238	328	78	9	34	Pre-ASG	.251	1418	356	28	137	
.219	114	25	3	7	Post-ASG	.280	1380	386	42	171	
.176	125	22	1	11	vs. LHP	.261	683	178	21	87	
.256	317	81	11	30	vs. RHP	.267	2115	564	49	221	
.260	100	26	3	31	RISP	.264	659	174	16	231	
.182	11	2	1	6	Bases Loaded	.296	81	24	3	65	
.000	2	0	0	0	Pinch Hitter	.000	7	0	0	0	
.000	0	0	0	0	Designated Hitter	.000	1	0	0	0	

ELLIS' CAREER BESTS

**Hits:** 4 (seven times), last: April 9, 2008 at Toronto  
**Home Runs:** 2 (twice), June 17, 2008 at Arizona; July 23, 2007 at Los Angeles (AL)  
**Runs Batted In:** 5 (four times), May 18, 2007 vs. San Francisco; April 4, 2007 at Seattle; July 14, 2006 at Boston; September 21, 2003 vs. Seattle  
**Stolen Bases:** 2, April 9, 2008 at Toronto  
**Hitting Streak:** 11, August 16 to 26, 2007  
**Hitless Streak (At Bats):** 18, March 25 to April 5, 2008  
**Grand Slams:** 3, June 8, 2008 vs. Los Angeles (AL) (Bootcheck); May 18, 2007 vs. San Francisco (Kline); September 21, 2003 vs. Seattle (Sasaki).  
**Pinch-Hit Home Runs:** None.  
**Inside-The-Park Home Runs:** None.  
**Game Ending Home Runs:** 2, June 8, 2008 vs. Los Angeles (AL) (Bootcheck); May 7, 2008 vs. Baltimore (Cormier).  
**Lead Off Home Runs:** 3, August 18, 2008 at Minnesota (Blackburn); August 24, 2005 at Detroit (Bonderman); April 25, 2003 vs. Cleveland (Davis).

DANA EVELAND

30

LEFT-HANDED PITCHER

**Height/Weight:** 6-1 / 216  
**Birthdate:** October 29, 1983  
**Birthplace/Resides:** Olympia, Washington / Palmdale, California  
**Major League Service:** 1 year, 167 days  
**Obtained:** Acquired from the Arizona Diamondbacks with pitchers Brett Anderson and Greg Smith, infielder Chris Carter and outfielders Aaron Cunningham and Carlos Gonzalez in exchange for pitchers Dan Haren and Connor Robertson, December 14, 2007  
**Contract Status:** First year of a one-year contract through 2009.



CAREER HIGHLIGHTS

Made 29 starts for Oakland in 2008 after appearing in 41 games, including six starts, over the previous three seasons with Milwaukee (2005-06) and Arizona (2007)...was 9-9 with a 4.34 ERA with the A's after going a combined 2-4 with a 7.55 ERA with the Brewers and Diamondbacks...ranked second among American League pitchers in fewest home runs per nine innings (0.54) in 2008 and has allowed just 16 home runs in 232.1 career innings (0.62 per nine innings)...is 31-18 with a 2.61 ERA in 95 career appearances, 67 starts, as a minor leaguer...was the starting pitcher for the North All-Stars in the 2005 Southern League All-Star Game...was named to the Pioneer League Postseason All-Star Team in his first professional season in 2003.

2008 HIGHLIGHTS

Was acquired by the A's from Arizona in the Dan Haren trade on December 14, 2007 and, with the exception of a 2½ week stay at Triple-A Sacramento in August, he spent the entire season in the A's starting rotation...compiled a 9-9 record and a 4.34 ERA in 29 starts...had just six starts among his 41 career appearances entering the season...his ERA and .269 opponents batting average were the lowest of his four seasons in the majors...led the A's in strikeouts (118), hits allowed (172) and hit batters (12), tied for the lead in wild pitches (6) and ranked second in wins, games started and innings pitched (168.0)...his 118 strikeouts were the fewest by an A's team leader since Steve Karsay had 92 in 1997...the 12 hit batters tied for fifth most in the American League and fell one short of the Oakland record of 13 set by Barry Zito in 2001, 2005 and 2006...allowed just 10 home runs for an average of 0.54 per nine innings, which was second lowest in the AL (Lee, CLE 0.48)...had a .380 opponents slugging percentage, which was ninth best...has allowed just 16 home runs in 232.1 career innings, an average of 0.62 per nine innings...had the third lowest run support in the AL (4.07)...issued 77 walks, which tied for eighth most in the AL, and his strike-out to walk ratio of 1.53 was sixth lowest...allowed a .356 on-base percentage, which ranked fifth highest in the

FRONT OFFICE | 2009 ATHLETICS | REVIEW | RECORDS | HISTORY | OPPONENTS | PLAYER DEVELOPMENT | MISCELLANEOUS

league...his opponents batting average broke down to .248 (38 for 153) against left-handed hitters and .275 (134 for 487) against right-handers...allowed nine of his 10 home runs and issued 66 of his 77 walks to right-handed hitters...opponents hit .205 with runners in scoring position and two outs but they were 7 for 17 (.412) with 17 RBI with the bases loaded...went 7-6 with a 3.49 ERA, .246 opponents batting average and four home runs allowed over 113.1 innings in 19 starts before the All-Star Break...then went 2-3 with a 6.09 ERA, .311 opponents batting average and six home runs allowed over 54.2 innings in 10 starts after the break...had an ERA no higher than 3.67 in each of the first three months of the season (3.67 in April, 3.66 in May, 2.64 in June) but had an ERA of at least 4.97 in each of the final three months (5.88 in July, 6.75 in August and 4.97 in September)...was 6-3 with a 3.25 ERA in 15 starts at home and 3-6 with a 5.63 ERA in 14 starts on the road...allowed just two home runs in Oakland and eight on the road...now has an 8-4 career record in his home ballparks and is 3-9 on the road...compiled a 6-5 record, a 3.63 ERA and .239 opponents batting average in 18 starts on four days rest and was 3-4 with a 5.58 ERA and .317 opponents average in 11 starts on five or more days rest...is 6-8 with a 4.31 ERA in 22 career starts on four days rest and 3-4 with a 6.33 ERA in 13 starts on five days rest or more...went 4-0 with a 2.55 ERA in four starts against Seattle and 5-9 with a 4.65 ERA in 25 starts against everyone else...the A's were 16-13 in his starting assignments...tossed seven or more innings in seven of his 29 starts, allowed two runs or fewer 15 times and walked two batters or fewer 15 times...received run support of two runs or fewer in 17 of his 29 starts and was 1-9 in those games...was 8-0 with four no decisions with run support of three or more...has received run support of two runs or fewer in 21 of his 35 career starts and is 1-11 in those starts...is 8-1 with run support of three or more...left with the lead in four of his starts in 2008 only to have the bullpen blow the save.

**OAKLAND:** Had a career high tying seven strikeouts in his first start as an Athletic on April 5 against Cleveland, a 6-1 A's win...followed that up by tossing 6.1 scoreless innings in a no decision on April 10 at Toronto...had a career high 15.1 inning scoreless streak from April 5 to 15...made his first career interleague appearance on May 16 at Atlanta and singled in the fourth inning off Jair Jurrjens for his first Major League hit...is now 1 for 12 with six strikeouts in his career...had a seven-start, 41.2-inning, 193-batter homerless streak from May 21 to July 7...began that streak with his first career complete game on May 21 against Tampa Bay, a three-hitter in the A's 9-1 win...that gave him a 4-3 record and a 2.90 ERA over his first 10 starts...went 0-2 with a 7.36 ERA over his next three starts...including May 29 against Toronto when he allowed a career high 11 hits and June 3 against Detroit when he walked a career high seven batters...then had a career high three-game winning streak over a five-start stretch from June 15 to July 7 (2.87 ERA)...allowed two home runs on July 21 at Tampa Bay, the first time in his career he allowed more than one home run in an outing...would do it two more times over his final nine starts...allowed a career high nine runs in a career low 2.0 innings on August 2 at Boston to cap a four-start stretch where he went 0-3 with a 10.59 ERA...was optioned to Triple-A Sacramento the next day with an overall record of 7-8 and a 4.46 ERA in 22 starts...went 3-0 with a 2.57 ERA in three starts with the River Cats and was recalled by the A's on August 21...compiled a 2-1 record and a 3.98 ERA over his final seven starts...matched his career high with seven strikeouts in his first start following his return, a 5-1 A's win at Seattle on August 23...combined with Devine and Ziegler on a nine-hit shutout in the A's 2-0 win over Seattle on September 19 and struck out seven again...allowed two home runs in his final start on September 24 at Texas, snapping a six-game, 42.0-inning, 182-batter homerless streak dating back to August 2.

## CAREER

**2007**—Had two stints with Arizona but spent most of the season on the disabled list at Triple-A Tucson...began the year in the Sidewinders' starting rotation and went 1-0 with a 0.82 ERA in two starts before he was recalled by Arizona on April 20...allowed three runs in 0.1 innings on April 24 against San Diego before tossing a scoreless inning on April 30 at Los Angeles (NL)...was optioned back to Tucson on May 2 and made one relief appearance and one start before he was placed on the disabled list on May 11 with a strained left middle finger...was reinstated from the DL on August 7 and was sent to Single-A Visalia for two starts before returning to Tucson on August 16...made three more appearances, including two starts, with the Sidewinders before he returned to Arizona on September 1...was 1-0 with a 12.27 ERA over three games, one start, after his September call-up...was 1-0 with a 14.40 ERA in five games, one start, for the Diamondbacks overall...opponents hit .364, including .455 with runners in scoring position...lefties were 3 for 6 (.500) and right-handers hit .313 (5 for 16)...picked up his lone win on September 8 against St. Louis when he retired the only batter he faced in the fourth inning with Arizona trailing 7-4...the D-backs then scored five times in the fourth for the win...was 1-0 with a 1.95 ERA in seven games, five starts, at Tucson and did not allow an earned run in two starts (5.0 ip) at Visalia for a 1.65 ERA overall in the minors...allowed a .242 opponents batting average, including .222 against left-handers and .247 against right-handers...opponents hit .194 with runners in scoring position...did not allow a home run in 32.2 innings...pitched for Mexicali in the Mexican-Pacific Winter League and was 4-2 with a 2.51 ERA in 14 games, nine starts...struck out 69 and walked just 15 in 61.0 innings...tied for third in the MPWL in strikeouts.

**2006**—Entered the season as the seventh-best prospect in the Brewers' organization according to *Baseball America*...began the season at Triple-A Nashville and was recalled on May 10...prior to his promotion he was 3-1 with a 0.95 ERA for the Sounds...went 0-3 with an 8.13 ERA in nine games, five starts, with the Brewers during a pair of stints...was up from May 10 to June 1 and July 6 to 23...made his first Major League start on May 13 against

New York (NL) and received a no decision in the Brewers' 9-8 loss (5.2 ip, 7 h, 6 r, 6 er, 3 bb, 4 so)...struck out a career high seven batters on May 23 at Cincinnati but took the 7-3 loss...made five starts with the Brewers and was 0-3 with an 8.51 ERA before he was optioned back to Nashville on June 2...struck out a season high 12 batters over 7.1 innings in a no decision on July 1 against Round Rock...was recalled on July 6 and made four relief appearances in his second stint with the Brewers...was optioned back to Nashville on July 24, where he finished the season...held opponents to a .191 batting average at Nashville.

**2005**—Began the season at Double-A Huntsville, where he went 10-4 with a 2.72 ERA in 18 starts...was the starting pitcher for the North All-Stars in the Southern League All-Star Game, tossing a perfect inning...went 7-0 with a 1.74 ERA over his last eight starts with Huntsville to earn a promotion to Milwaukee on July 15...went 1-1 with a 5.97 ERA and one save in 27 relief appearances with the Brewers...made his Major League debut on July 16 against Washington (1.2 ip, 1 h, 2 bb, 2 so)...struck out his first batter faced (Vinny Castilla)...earned his first ML victory on July 26 against Arizona, tossing 2.0 scoreless innings...notched his first ML save on September 5 at Cincinnati, tossing 2.0 scoreless innings...pitched for the Peoria Javelinas of the Arizona Fall League and was 0-0 with a 6.30 ERA in three starts.

**2004**—Began the season at Single-A Beloit, where he went 9-6 with a 2.84 ERA and two saves in 22 games, 16 starts...struck out 119 batters in 117.1 innings with the Snappers...ranked fourth in the Midwest League in ERA...had a season high nine strikeouts on May 20 against Battle Creek and July 18 against Lansing...was promoted to Double-A Huntsville in late August and went 0-2 with a 2.28 ERA in 4 starts.

**2003**—Went 2-1 with a 2.08 ERA and 14 saves in 19 relief appearances in his first professional season at Helena of the Rookie Pioneer League...ranked second in the league in saves and was named to the Pioneer League Postseason All-Star Team...made his professional debut on June 17 against Missoula and recorded the save...earned his first professional win on August 2 at Great Falls.

**PERSONAL/MISCELLANEOUS**

Dana J. Eveland was originally signed by Milwaukee Brewers scouts Corey Rodriguez and Jim Stevenson...graduated from Palmdale (CA) High School...attended College of the Canyons...younger brother, Kyle, a second baseman from Palmdale (CA) High School, was drafted by the Brewers in the 43rd round of the 2005 First-Year Player Draft but did not sign.

**LIFETIME PITCHING RECORD**

Year	Club	W	L	ERA	G	GS	CG	SHO	SV	IP	H	R	ER	HR	HB	BB	IBB	SO	WP	BK
2003	Helena	2	1	2.08	19	0	0	0	14	26.0	30	9	6	1	2	8	1	41	5	1
2004	Beloit	9	6	2.84	22	16	1	0	2	117.1	108	48	37	8	4	24	0	119	2	0
	Huntsville	0	2	2.28	4	4	0	0	0	23.2	23	9	6	0	1	4	0	14	1	0
2005	Huntsville	10	4	2.72	18	18	0	0	0	109.0	96	42	33	4	4	38	0	98	6	2
	MILWAUKEE	1	1	5.97	27	0	0	0	1	31.2	40	21	21	2	1	18	3	23	1	0
2006	Nashville	6	5	2.74	20	19	0	0	0	105.0	71	40	32	4	9	41	0	110	1	0
	MILWAUKEE	0	3	8.13	9	5	0	0	0	27.2	39	25	25	4	5	16	2	32	2	0
	Tucson	1	0	1.95	7	5	0	0	0	27.2	29	7	6	0	0	10	1	15	1	0
2007	ARIZONA	1	0	14.40	5	1	0	0	0	5.0	8	8	8	0	0	5	0	3	1	0
	Visalia	0	0	0.00	2	2	0	0	0	5.0	1	1	0	0	0	2	0	9	0	0
	OAKLAND	9	9	4.34	29	29	1	0	0	168.0	172	82	81	10	12	77	2	118	6	1
	Sacramento	3	0	2.57	3	3	0	0	0	21.0	23	9	6	2	0	4	0	21	1	0
<b>AL Totals</b>		<b>9</b>	<b>9</b>	<b>4.34</b>	<b>29</b>	<b>29</b>	<b>1</b>	<b>0</b>	<b>0</b>	<b>168.0</b>	<b>172</b>	<b>82</b>	<b>81</b>	<b>10</b>	<b>12</b>	<b>77</b>	<b>2</b>	<b>118</b>	<b>6</b>	<b>1</b>
<b>NL Totals</b>		<b>2</b>	<b>4</b>	<b>7.55</b>	<b>41</b>	<b>6</b>	<b>0</b>	<b>0</b>	<b>1</b>	<b>64.1</b>	<b>87</b>	<b>54</b>	<b>54</b>	<b>6</b>	<b>6</b>	<b>39</b>	<b>5</b>	<b>58</b>	<b>4</b>	<b>0</b>
<b>ML Totals</b>		<b>11</b>	<b>13</b>	<b>5.23</b>	<b>70</b>	<b>35</b>	<b>1</b>	<b>0</b>	<b>1</b>	<b>232.1</b>	<b>259</b>	<b>136</b>	<b>135</b>	<b>16</b>	<b>18</b>	<b>116</b>	<b>7</b>	<b>176</b>	<b>10</b>	<b>1</b>

**CAREER TRANSACTIONS**

**2002** — Selected by the Milwaukee Brewers organization in the 16th round of the First-Year Player Draft. **2006** — Traded to the Arizona Diamondbacks with pitcher Doug Davis and outfielder Dave Krynzel in exchange for pitchers Greg Aquino and Claudio Vargas and catcher Johnny Estrada, November 25. **2007** — Traded to the Oakland Athletics with pitchers Brett Anderson and Greg Smith, infielder Chris Carter and outfielders Aaron Cunningham and Carlos Gonzalez in exchange for pitchers Dan Haren and Connor Robertson, December 14.



## VS. THE AMERICAN LEAGUE

2008						CAREER								
ERA	W	L	S	G	IP ER	vs. TEAM	ERA	W	L	S	G	IP ER		
0.00	0	0	0	1	7.0	0	Baltimore	0.00	0	0	0	1	7.0	0
40.50	0	1	0	1	2.0	9	Boston	40.50	0	1	0	1	2.0	9
5.79	0	1	0	1	4.2	3	Chicago	5.79	0	1	0	1	4.2	3
1.29	1	0	0	1	7.0	1	Cleveland	1.29	1	0	0	1	7.0	1
4.35	0	0	0	2	10.1	5	Detroit	4.35	0	0	0	2	10.1	5
3.86	1	0	0	2	11.2	5	Kansas City	3.86	1	0	0	2	11.2	5
6.06	0	2	0	3	16.1	11	Los Angeles	6.06	0	2	0	3	16.1	11
2.57	0	0	0	1	7.0	2	Minnesota	2.57	0	0	0	1	7.0	2
3.00	0	1	0	1	6.0	2	New York	3.00	0	1	0	1	6.0	2
—	0	0	0	0	0.0	0	Oakland	—	0	0	0	0	0.0	0
2.55	4	0	0	4	24.2	7	Seattle	2.55	4	0	0	4	24.2	7
3.21	1	1	0	2	14.0	5	Tampa Bay	3.21	1	1	0	2	14.0	5
7.84	0	2	0	4	20.2	18	Texas	7.84	0	2	0	4	20.2	18
5.91	0	1	0	2	10.2	7	Toronto	5.91	0	1	0	2	10.2	7

## VS. THE NATIONAL LEAGUE

2008						CAREER								
ERA	W	L	S	G	IP ER	vs. TEAM	ERA	W	L	S	G	IP ER		
—	0	0	0	0	0.0	0	Arizona	0.00	1	0	0	3	5.1	0
3.18	0	0	0	1	5.2	2	Atlanta	5.14	0	0	0	3	7.0	4
—	0	0	0	0	0.0	0	Chicago	6.75	0	0	0	3	2.2	2
—	0	0	0	0	0.0	0	Cincinnati	10.45	0	1	1	7	10.1	12
—	0	0	0	0	0.0	0	Colorado	13.50	0	0	0	2	3.1	5
2.84	0	0	0	1	6.1	2	Florida	2.16	0	0	0	2	8.1	2
—	0	0	0	0	0.0	0	Houston	10.80	0	1	0	4	5.0	6
—	0	0	0	0	0.0	0	Los Angeles	0.00	0	0	0	2	1.2	0
—	0	0	0	0	0.0	0	Milwaukee	—	0	0	0	0	0.0	0
—	0	0	0	0	0.0	0	New York	6.23	0	0	0	3	8.2	6
—	0	0	0	0	0.0	0	Philadelphia	7.20	0	1	0	2	10.0	8
—	0	0	0	0	0.0	0	Pittsburgh	0.00	0	0	0	1	0.1	0
—	0	0	0	0	0.0	0	St. Louis	7.11	1	0	0	6	6.1	5
—	0	0	0	0	0.0	0	San Diego	20.25	0	0	0	2	1.1	3
1.29	2	0	0	2	14.0	2	San Francisco	1.26	2	0	0	3	14.1	2
—	0	0	0	0	0.0	0	Washington	7.94	0	1	0	2	5.2	5

## MONTHLY BREAKDOWN

2008						CAREER								
ERA	W	L	S	G	IP ER	by MONTH	ERA	W	L	S	G	IP ER		
3.67	3	2	0	6	34.1	14	April	4.29	3	2	0	8	35.2	17
3.66	1	2	0	5	32.0	13	May	5.33	1	4	0	9	52.1	31
2.64	2	1	0	5	30.2	9	June	3.63	2	2	0	6	34.2	14
5.88	1	2	0	5	26.0	17	July	5.26	2	2	0	15	37.2	22
6.75	1	1	0	3	16.0	12	August	6.00	1	1	0	13	27.0	18
4.97	1	1	0	5	29.0	16	September	6.60	2	2	1	19	45.0	33

## PITCHING BREAKDOWN

2008						CAREER								
ERA	W	L	S	G	IP ER	by CATEGORY	ERA	W	L	S	G	IP ER		
3.25	6	3	0	15	91.1	33	Home	5.07	8	4	0	39	129.2	73
5.63	3	6	0	14	76.2	48	Road	5.44	3	9	1	31	102.2	62
4.99	4	3	0	10	57.2	32	Day	5.58	4	4	0	15	71.0	44
4.00	5	6	0	19	110.1	49	Night	5.08	7	9	1	55	161.1	91
4.42	9	8	0	27	156.2	77	Grass	5.33	11	12	1	68	221.0	131
3.18	0	1	0	2	11.1	4	Turf	3.18	0	1	0	2	11.1	4
3.49	7	6	0	19	113.1	44	Pre-ASG	4.62	7	9	0	28	140.1	72
6.09	2	3	0	10	54.2	37	Post-ASG	6.16	4	4	1	42	92.0	63
4.34	9	9	0	29	168.0	81	Starter	5.03	9	12	0	35	195.0	109
—	0	0	0	0	0.0	0	Reliever	6.27	2	1	1	35	37.1	26

## BALLPARK BREAKDOWN

	ERA	W	L	S	G	IP ER	
Angel Stadium	7.36	0	1	0	2	11.0	9
AT&T Park	1.35	1	0	0	1	6.2	1
Busch Stadium I	3.00	0	0	0	2	3.0	1
Chase Field	10.80	1	0	0	5	6.2	8
Citizens Bank Park	7.20	0	1	0	1	5.0	4
Coliseum	3.25	6	3	0	15	91.1	33
Comerica Park	3.00	0	0	0	1	6.0	2
Coors Field	0.00	0	0	0	1	0.2	0
Dodger Stadium	0.00	0	0	0	2	1.2	0
Fenway Park	40.50	0	1	0	1	2.0	9
Great American Ball Park	6.75	0	1	1	4	8.0	6
Kauffman Stadium	6.00	0	0	0	1	6.0	4
Miller Park	8.23	1	1	0	21	35.0	32
Minute Maid Park	27.00	0	1	0	2	1.0	3
PNC Park	0.00	0	0	0	1	0.1	0
Rangers Ballpark	8.18	0	2	0	2	11.0	10
Rogers Centre	0.00	0	0	0	1	6.1	0
Safeco Field	2.92	2	0	0	2	12.1	4
Shea Stadium	0.00	0	0	0	2	3.0	0
Tropicana Field	7.20	0	1	0	1	5.0	4
Turner Field	3.18	0	0	0	1	5.2	2
U.S. Cellular Field	5.79	0	1	0	1	4.2	3

## FIELDING STATISTICS

### Pitcher

YEAR	PCT.	G	PO	A	E	TC	DP
2005	1.000	27	3	2	0	5	1
2006	1.000	9	0	2	0	2	0
2007	1.000	5	0	2	0	2	0
2008	1.000	29	5	18	0	23	2
<b>Totals</b>	<b>1.000</b>	<b>70</b>	<b>8</b>	<b>24</b>	<b>0</b>	<b>32</b>	<b>3</b>

## EVELAND'S CAREER HIGHS

**Low Hit Complete Game:** 3, May 21, 2008 vs. Tampa Bay

**Innings Pitched:** 9.0, May 21, 2008 vs. Tampa Bay. As reliever: 3.0, September 9, 2005 vs. Houston

**Strikeouts:** 7 (four times), last: September 19, 2008 vs. Seattle. As reliever: 4, July 15, 2006 at Arizona

**Longest Winning Streak:** 3, June 15 to July 7, 2008

**Longest Losing Streak:** 4, September 16, 2005 to June 2, 2006

**Longest Scoreless Streak:** 15.1, April 5 to 15, 2008

**EVELAND'S 2008 STARTS**

Date	Opponent	Score	Dec	ERA	IP	H	R	ER	BB	SO	HR	#PIT
April 5	Cleveland	6-1	W	1.29	7.0	6	1	1	1	7	0	101
April 10	at Toronto	3-2 (12)	--	0.68	6.1	3	0	0	3	6	0	95
April 15	at Chicago	1-4	L	2.00	4.2	5	4	3	3	2	1	87
April 20	Kansas City	7-1	W	1.90	5.2	3	1	1	4	3	0	95
April 25	at Seattle	4-3	W	2.48	5.1	6	3	3	1	3	0	98
April 30	at Los Angeles	1-6	L	3.67	5.1	7	6	6	2	5	0	96
May 5	Baltimore	2-1 (10)	--	3.05	7.0	3	0	0	4	4	0	90
May 10	at Texas	4-6	L	3.23	6.0	6	3	3	2	5	1	90
May 16	at Atlanta	2-3	--	3.23	5.2	6	2	2	3	4	0	97
May 21	Tampa Bay	9-1	W	2.90	9.0	3	1	1	1	5	1	95
May 29	Toronto	0-12	L	3.66	4.1	11	7	7	2	3	0	80
June 3	Detroit	5-4 (11)	--	3.82	4.1	3	3	3	7	3	0	86
June 10	New York	1-3	L	3.76	6.0	4	2	2	6	3	0	100
June 15	at San Francisco	5-3	W	3.56	6.2	6	1	1	3	5	0	91
June 21	Florida	4-6	--	3.51	6.1	8	2	2	2	4	0	103
June 27	San Francisco	4-1	W	3.34	7.1	5	1	1	2	3	0	99
July 2	at Los Angeles	4-7	--	3.42	5.2	4	3	3	1	4	0	99
July 7	Seattle	4-3	W	3.50	5.1	9	3	3	4	0	1	100
July 12	Los Angeles	1-4	L	3.49	5.1	5	2	2	5	5	0	93
July 21	at Tampa Bay	0-4	L	3.65	5.0	7	4	4	4	4	2	106
July 27	Texas	6-5	--	3.88	4.2	8	5	5	2	5	0	78
Aug. 2	at Boston	2-12	L	4.46	2.0	8	9	9	2	2	2	68
Aug. 23	at Seattle	5-1	W	4.30	7.0	5	1	1	1	7	0	93
Aug. 28	Minnesota	3-2	--	4.21	7.0	5	2	2	3	2	0	97
Sept. 4	at Kansas City (G#1)	4-5	--	4.28	6.0	10	4	4	0	5	0	83
Sept. 9	at Detroit	3-2	--	4.23	6.0	7	2	2	2	2	0	102
Sept. 14	Texas	7-4	--	4.27	5.0	4	3	3	4	6	0	94
Sept. 19	Seattle	2-0	W	4.09	7.0	7	0	0	0	7	0	83
Sept. 24	at Texas	4-14	L	4.34	5.0	8	7	7	3	4	2	85

**SEAN GALLAGHER**

**36**

**RIGHT HANDED PITCHER**

**Height/Weight:** 6-2 / 235

**Bats/Throws:** Right / Right

**Birthdate:** December 30, 1985

**Opening Day Age:** 23

**Birthplace/Resides:** Boston, Massachusetts / Sunrise, Florida

**Major League Service:** 1 year, 47 days

**Obtained:** Acquired from the Chicago Cubs with catcher Josh Donaldson, infielder Eric Patterson and outfielder Matt Murton for pitchers Rich Harden and Chad Gaudin, July 8, 2008

**Contract Status:** First year of a one-year contract through 2009.



**CAREER HIGHLIGHTS**

Was originally drafted by the Chicago Cubs in the 12th round of the 2004 draft but worked his way up to being named the fifth-best prospect in the Cubs' minor league organization by *Baseball America* heading into the 2008 season...made his Major League debut with Chicago by posting an 8.59 ERA in eight relief appearances in 2007 and was 3-4 with a 4.45 ERA in 12 games, 10 starts, in 2008 before he was dealt to the A's in the Rich Harden trade...went 2-3 with a 5.88 ERA in 11 starts with Oakland...has a 5-0 record in his career in his home ballparks and is 0-7 on the road...is 38-17 with a 2.77 ERA (148 er in 481.0 ip) in 89 minor league games, 88 starts, as a minor leaguer...was named the Cubs' minor league pitcher of the year in 2005 and was named to the Midwest League Postseason All-Star team.

**2008 HIGHLIGHTS**

Was acquired by the A's from the Chicago Cubs in the Rich Harden trade in July and went 2-3 with a 5.88 ERA in 11 starts with Oakland...began the season at Triple-A Iowa where he was 2-2 with a 3.10 ERA in five starts before he was promoted to Chicago on May 3...was 3-4 with a 4.45 ERA in 12 games, 10 starts, with the Cubs...com-

FRONT OFFICE | 2009 ATHLETICS | REVIEW | RECORDS | HISTORY | OPPONENTS | PLAYER DEVELOPMENT | MISCELLANEOUS

bined with Oakland and Chicago for a 5-7 record and a 5.15 ERA in 23 games, 21 starts...ranked ninth among Major League rookies with 103 strikeouts but was eighth with 58 walks...went 3-0 with a 3.52 ERA in four starts at Wrigley Field and 2-0 with a 3.34 ERA in six starts at the Coliseum...combined for a 5-0 record, a 3.41 ERA, a .224 opponents batting average and three home runs allowed in 58.0 innings in 10 starts in his home ballparks and was 0-7 with a 6.91 ERA, .297 opponents batting average and 10 home runs allowed in 57.1 innings in 13 games, 11 starts, on the road...in his career, he is 5-0 with a 4.07 ERA (30 er in 66.1 ip) in 14 games in his home ballparks and 0-7 with a 7.07 ERA (50 er in 63.2 ip) in 17 games on the road...has allowed 12 of his 16 career home runs on the road, 12 during night games and 12 with runners on base...allowed a .263 opponents batting average, which included a .259 (52 for 201) mark against right-handed hitters and .266 (66 for 248) against left-handers...issued 42 of his 58 walks to lefties...opponents hit .167 with runners in scoring position and two outs and they were 0 for 7 with the bases loaded...allowed a .225 opponents batting average the first time through the lineup, .331 with seven of his 13 home runs the second time through and .215 after that...was 2-6 with a 7.53 ERA in 11 starts on four days rest or less and 3-1 with a 2.88 ERA in 10 starts on five days rest or more...was 4-4 with a 4.25 ERA in 13 games, 11 starts, before the All-Star Break and 1-3 with a 6.34 ERA in 10 starts after the break...the A's were 4-7 in his starting assignments and the Cubs were 4-6 for an 8-13 record overall...tossed more than six innings in just four of his 21 starts, allowed two runs or fewer eight times and walked two batters or fewer eight times.

**OAKLAND:** Was traded to the A's on July 8 along with Eric Patterson, Matt Murton and Josh Donaldson in exchange for Rich Harden and Chad Gaudin...made his A's debut on July 11 against Los Angeles and picked up the win, allowing two runs on two hits and three walks in a career high tying seven innings...both of his wins with the A's came against the Angels...finished the month of July with a 1-1 record and a 3.62 ERA and saw his ERA decrease over the first three months of the season...was 2-1 with a 4.50 ERA in six games, four starts, in May and 1-2 with a 4.23 in five starts in June...then went 0-2 with a 12.75 ERA in three starts in the month of August...lost his first start in August on the 4th at Toronto and tossed a career low 3.0 innings...hit two batters with the bases loaded in that game to become the first Major League pitcher to hit a batter with a pitch with the bases loaded in two different innings of one game since the Mets Randy Jones did it on April 28, 1982...missed his scheduled turn in the rotation on August 9 with right shoulder soreness and after a no decision on August 14 against Tampa Bay, he allowed a career high 11 hits and doubled his previous career high in runs by allowing 10 in 5.0 innings in a 13-2 loss at Minnesota on August 19...was placed on the 15-day disabled list on August 21 retroactive to August 20 with shoulder fatigue...made one rehab start for Triple-A Sacramento and it came in Game 2 of the Pacific Coast League Conference Series on September 4 against Salt Lake...was the winning pitcher in the River Cats 8-3 win (5.0 ip, 3 h, 2 bb, 4 so)...was reinstated from the DL on September 10 and went 1-1 with a 4.84 ERA in four starts in September...had a 2.04 ERA over his first three starts, including September 10 at Detroit when he walked a career high six batters in 4.0 scoreless and hitless innings...then allowed eight runs on 10 hits in 4.2 innings in his final start of the season on September 26 at Seattle, a 10-8 loss.

**CHICAGO:** Was named the fifth-best prospect in the Cubs minor league organization heading into the 2008 season by *Baseball America*...started the year at Iowa and had a .196 opponents batting average in his five starts...struck out 30 in 29.0 innings, including 12 on April 22 against Oklahoma...was promoted to Chicago on May 3 and his first two appearances came in relief (4.0 ip, 5 h, 2 r, 2 er, 1 bb, 1 so)...then went 3-4 with a 4.45 ERA in 10 starts...made his first career start on May 11 against Arizona, a spot start in place of Carlos Zambrano due to inclement weather, and had a no decision (4.1 ip, 5 h, 4 r, 4 er, 3 bb, 6 so)...earned his first Major League win in his second start on May 16 against Pittsburgh, a 7-4 win...allowed one run on four hits in 6.0 innings...was tagged with his first loss on May 21 in Houston, but then won consecutive starts on May 27 against Los Angeles (NL) and June 1 against Colorado for the only winning streak of his career...tossed a career high 7.0 innings against the Dodgers and struck out a career high eight in 5.2 innings against the Rockies...matched his strikeout high on June 28 at Chicago (AL)...went 0-3 over his final five starts with the Cubs, the longest losing streak of his career.

## CAREER

**2007**— Split the season between Double-A Tennessee, Triple-A Iowa and the Cubs, making his major league debut as a reliever while getting the starting nod in the minors...all told, he had three stints with the Cubs, with a save and an 8.59 ERA in eight relief appearances...was selected from Double-A Tennessee on June 6...was 7-2 with a 3.39 ERA in 11 starts at Tennessee...made his major league debut on June 9 in Atlanta, throwing 3.1 innings...made his first career plate appearance, getting hit by a Peter Moylan pitch, in the fourth inning...stranded three inherited runners in the 13th inning on June 12 vs. Seattle...optioned to Triple-A Iowa June 21 and made two starts before he was recalled July 5...picked up his first career save, tossing a 4.0 innings in the Cubs' 12-1 win vs. San Francisco July 18...allowed one run on four hits, two walks and a hit batter...optioned back to Iowa July 20 and went 2-0 with a 1.13 ERA in three starts for the I-Cubs...promoted for the third time August 7 and tossed a scoreless eighth inning a day later at Houston...optioned back to Iowa August 14...went a combined 10-3 with a 3.10 ERA in 19 starts between Double-A Tennessee and Triple-A Iowa.

**2006**— Split the season between Single-A Daytona and Double-A West Tenn...combined to go 11-5 with a 2.51 ERA in 28 starts...was 4-0 with a 2.30 ERA in 13 starts with Daytona before being promoted to West Tenn on June 13...struck out 10 batters April 18 vs. St. Lucie...allowed two runs, one earned, on three hits in 7.0 innings to get

the win...was named to the Florida State League All-Star Team but did not participate due to his promotion prior to the contest...went 7-5 with a 2.71 ERA while striking out 91 in his first action at the Double-A level...recorded a season-high 12 strikeouts on July 8 vs. Chattanooga... tossed 7.0 shutout innings while allowing only two hits.

**2005**—Combined to go 14-5 with a 2.68 ERA in 27 starts with Single-A Peoria and Single-A Daytona...selected as the Cubs' minor league pitcher of the year after going 14-5 and a 2.71 ERA in 26 starts for Peoria and was selected to the Midwest League's mid-season and postseason All-Star teams.

**2004**—Began his professional career with the Mesa Cubs (Rookie) of the Arizona League...went 1-2 with a 3.12 ERA in 10 games, nine starts.

## PERSONAL/MISCELLANEOUS

Sean Patrick Gallagher was originally signed by Cubs scout Rolando Pino...graduated from St. Thomas Aquinas (Fla.) High School in 2004...voted by *Baseball America* as having the best breaking ball in the Midwest League in 2005.

### LIFETIME PITCHING RECORD

Year	Club	W	L	ERA	G	GS	CG	SHO	SV	IP	H	R	ER	HR	HB	BB	IBB	SO	WP	BK
2004	Mesa	1	2	3.12	10	9	0	0	0	34.2	38	19	12	0	3	11	0	44	1	0
2005	Peoria	14	5	2.71	26	26	0	0	0	146.0	107	53	44	10	15	55	0	139	5	0
	Daytona	0	0	1.80	1	1	0	0	0	5.0	6	1	1	1	0	0	0	7	0	0
2006	Daytona	4	0	2.30	13	13	0	0	0	78.1	75	24	20	5	5	21	0	80	3	0
	West Tenn	7	5	2.71	15	15	0	0	0	86.1	74	30	26	4	1	55	1	91	9	0
2007	Tennessee	7	2	3.39	11	11	0	0	0	61.0	54	25	23	3	3	24	0	54	3	0
	CHICAGO (NL)	0	0	8.59	8	0	0	0	1	14.2	19	15	14	3	1	12	0	5	0	0
	Iowa	3	1	2.66	8	8	0	0	0	40.2	33	12	12	1	3	13	0	37	3	0
2008	Iowa	2	2	3.10	5	5	0	0	0	29.0	21	11	10	2	0	9	1	30	3	0
	CHICAGO (NL)	3	4	4.45	12	10	0	0	0	58.2	58	31	29	6	4	22	1	49	2	0
	OAKLAND	2	3	5.88	11	11	0	0	0	56.2	60	42	37	7	2	36	1	54	0	0
	<b>AL Totals</b>	<b>2</b>	<b>3</b>	<b>5.88</b>	<b>11</b>	<b>11</b>	<b>0</b>	<b>0</b>	<b>0</b>	<b>56.2</b>	<b>60</b>	<b>42</b>	<b>37</b>	<b>7</b>	<b>2</b>	<b>36</b>	<b>1</b>	<b>54</b>	<b>0</b>	<b>0</b>
	<b>NL Totals</b>	<b>3</b>	<b>4</b>	<b>5.28</b>	<b>20</b>	<b>10</b>	<b>0</b>	<b>0</b>	<b>1</b>	<b>73.1</b>	<b>77</b>	<b>46</b>	<b>43</b>	<b>9</b>	<b>5</b>	<b>34</b>	<b>1</b>	<b>54</b>	<b>2</b>	<b>0</b>
	<b>ML Totals</b>	<b>5</b>	<b>7</b>	<b>5.54</b>	<b>31</b>	<b>21</b>	<b>0</b>	<b>0</b>	<b>1</b>	<b>130.0</b>	<b>137</b>	<b>88</b>	<b>80</b>	<b>16</b>	<b>7</b>	<b>70</b>	<b>2</b>	<b>108</b>	<b>2</b>	<b>0</b>

### CAREER TRANSACTIONS

**2004** — Selected by the Chicago Cubs organization in the 12th round of the First-Year Player Draft. **2008** — Traded with catcher Josh Donaldson, infielder Eric Patterson and outfielder Matt Murton to the Oakland Athletics for pitchers Rich Harden and Chad Gaudin, July 8. On disabled list, August 20 to September 9; included rehabilitation assignment to Sacramento, September 4 to 9.

## JIM "CATFISH" HUNTER AWARD

In 2004, the Oakland Athletics implemented the Jim "Catfish" Hunter Award, which is given annually to an A's player whose play on the field and conduct in the clubhouse best exemplifies the courageous, competitive and inspirational spirit demonstrated by the A's late Hall of Fame pitcher.

A native of Hertford, North Carolina, Hunter posted a 224-166 record to go along with a 3.26 ERA in his 15-year Major League career with the Kansas City/Oakland Athletics and New York Yankees. He holds Oakland's all-time career mark for wins (131) and won 20 or more games in five consecutive seasons (1971-75). In 1974, he won the American League's Cy Young Award after winning a career-high 25 games.

"Catfish" earned five World Series rings during his career and was 4-0 with one save in seven World Series appearances with the A's. An eight-time All-Star, he made his major league debut in 1965 with the Kansas City Athletics and did not miss a start until the 1977 season. He was inducted to the National Baseball Hall of Fame in 1987.

"Catfish" was diagnosed with amyotrophic lateral sclerosis (Lou Gehrig's Disease) in September of 1998 and died of complications from the disease on September 9, 1999 at the age of 53.

Winners of the Jim "Catfish" Hunter Award include Tim Hudson (2004), Mark Ellis (2005; 07), Jason Kendall (2006) and Mike Sweeney (2008).

## VS. THE AMERICAN LEAGUE

2008							CAREER							
ERA	W	L	S	G	IP	ER	vs. TEAM	ERA	W	L	S	G	IP	ER
—	0	0	0	0	0.0	0	Baltimore	—	0	0	0	0	0.0	0
—	0	0	0	0	0.0	0	Boston	—	0	0	0	0	0.0	0
7.50	0	0	0	1	6.0	5	Chicago	7.50	0	0	0	1	6.0	5
—	0	0	0	0	0.0	0	Cleveland	—	0	0	0	0	0.0	0
0.00	0	0	0	1	4.0	0	Detroit	0.00	0	0	0	1	4.0	0
5.40	0	0	0	1	5.0	3	Kansas City	5.40	0	0	0	1	5.0	3
1.93	2	0	0	2	14.0	3	Los Angeles	1.93	2	0	0	2	14.0	3
18.00	0	1	0	1	5.0	10	Minnesota	18.00	0	1	0	1	5.0	10
3.60	0	0	0	1	5.0	2	New York	3.60	0	0	0	1	5.0	2
—	0	0	0	0	0.0	0	Oakland	—	0	0	0	0	0.0	0
8.74	0	1	0	2	11.1	11	Seattle	8.49	0	1	0	3	11.2	11
2.70	0	0	0	2	10.0	3	Tampa Bay	2.70	0	0	0	2	10.0	3
1.69	0	0	0	1	5.1	1	Texas	1.69	0	0	0	1	5.1	1
7.88	0	2	0	2	8.0	7	Toronto	7.88	0	2	0	2	8.0	7

## VS. THE NATIONAL LEAGUE

2008							CAREER							
ERA	W	L	S	G	IP	ER	vs. TEAM	ERA	W	L	S	G	IP	ER
8.31	0	0	0	1	4.1	4	Arizona	8.31	0	0	0	1	4.1	4
—	0	0	0	0	0.0	0	Atlanta	5.40	0	0	0	1	3.1	2
—	0	0	0	0	0.0	0	Chicago	—	0	0	0	0	0.0	0
9.00	0	0	0	1	2.0	2	Cincinnati	9.00	0	0	0	1	2.0	2
4.76	1	0	0	1	5.2	3	Colorado	9.95	1	0	0	2	6.1	7
—	0	0	0	0	0.0	0	Florida	—	0	0	0	0	0.0	0
9.64	0	1	0	1	4.2	5	Houston	7.94	0	1	0	2	5.2	5
2.25	1	1	0	2	12.0	3	Los Angeles	3.86	1	1	0	3	14.0	6
—	0	0	0	0	0.0	0	Milwaukee	—	0	0	0	0	0.0	0
—	0	0	0	0	0.0	0	New York	—	0	0	0	0	0.0	0
—	0	0	0	0	0.0	0	Philadelphia	—	0	0	0	0	0.0	0
1.50	1	0	0	1	6.0	1	Pittsburgh	1.23	1	0	0	2	7.1	1
0.00	0	0	0	1	2.0	0	St. Louis	0.00	0	0	0	1	2.0	0
—	0	0	0	0	0.0	0	San Diego	18.00	0	0	0	1	2.0	4
5.40	0	1	0	1	5.0	3	San Francisco	4.00	0	1	1	2	9.0	4
—	0	0	0	0	0.0	0	Washington	—	0	0	0	0	0.0	0

## MONTHLY BREAKDOWN

2008							CAREER							
ERA	W	L	S	G	IP	ER	by MONTH	ERA	W	L	S	G	IP	ER
—	0	0	0	0	0.0	0	April	—	0	0	0	0	0.0	0
4.50	2	1	0	6	26.0	13	May	4.50	2	1	0	6	26.0	13
4.23	1	2	0	5	27.2	13	June	5.13	1	2	0	8	33.1	19
3.62	1	1	0	5	27.1	11	July	3.31	1	1	1	7	32.2	12
12.75	0	2	0	3	12.0	17	August	13.83	0	2	0	5	13.2	21
4.84	1	1	0	4	22.1	12	September	5.55	1	1	0	5	24.1	15

## PITCHING BREAKDOWN

2008							CAREER							
ERA	W	L	S	G	IP	ER	by CATEGORY	ERA	W	L	S	G	IP	ER
3.41	5	0	0	10	58.0	22	Home	4.07	5	0	1	14	66.1	30
6.91	0	7	0	13	57.1	44	Road	7.07	0	7	0	17	63.2	50
4.86	2	1	0	11	53.2	29	Day	5.40	2	1	1	14	61.2	37
5.40	3	6	0	12	61.2	37	Night	5.66	3	6	0	17	68.1	43
4.58	5	4	0	19	96.1	49	Grass	5.11	5	4	1	27	111.0	63
8.05	0	3	0	4	19.0	17	Turf	8.05	0	3	0	4	19.0	17
4.25	4	4	0	13	65.2	31	Pre-ASG	4.58	4	4	0	17	72.2	37
6.34	1	3	0	10	49.2	35	Post-ASG	6.75	1	3	1	14	57.1	43
5.17	5	7	0	21	111.1	64	Starter	5.17	5	7	0	21	111.1	64
4.50	0	0	0	2	4.0	2	Reliever	7.71	0	0	1	10	18.2	16

## BALLPARK BREAKDOWN

	ERA	W	L	S	G	IP	ER
AT&T Park	5.40	0	1	0	1	5.0	3
Busch Stadium	0.00	0	0	0	1	2.0	0
Coliseum	3.34	2	0	0	6	35.0	13
Comerica Park	0.00	0	0	0	1	4.0	0
Coors Field	54.00	0	0	0	1	0.2	4
Dodger Stadium	3.60	0	1	0	1	5.0	2
Great American Ball Park	9.00	0	0	0	1	2.0	2
Metrodome	18.00	0	1	0	1	5.0	10
Minute Maid Park	7.94	0	1	0	2	5.2	5
PNC Park	0.00	0	0	0	1	1.1	0
Rogers Centre	7.88	0	2	0	2	8.0	7
Safeco Field	15.43	0	1	0	1	4.2	8
Tropicana Field	0.00	0	0	0	1	6.0	0
Turner Field	5.40	0	0	0	1	3.1	2
U.S. Cellular Field	7.50	0	0	0	1	6.0	5
Wrigley Field	4.88	3	0	1	8	31.1	17
Yankee Stadium	3.60	0	0	0	1	5.0	2

## FIELDING STATISTICS

Pitcher							
Year	Pct.	G	PO	A	E	TC	DP
2007	1.000	8	0	1	0	1	1
2008	.955	23	8	13	1	22	2
<b>Totals</b>	<b>.957</b>	<b>31</b>	<b>8</b>	<b>14</b>	<b>1</b>	<b>23</b>	<b>3</b>

## GALLAGHER'S CAREER BESTS

**Low Hit Complete Game:** None  
**Innings Pitched:** 7.0 (three times), last: September 16, 2008 vs. Los Angeles (AL). As reliever: 4.0, July 18, 2007 vs. San Francisco  
**Strikeouts:** 8 (twice), last: June 28, 2008 at Chicago (AL). As reliever: 3, June 17, 2007 vs. San Diego  
**Longest Winning Streak:** 2, May 27 to June 1, 2008  
**Longest Losing Streak:** 3, June 6 to July 3, 2008  
**Longest Scoreless Streak:** 8.0, September 10 to 16, 2008

GALLAGHER'S 2008 STARTS

Date	Opponent	Score	Dec	ERA*	IP	H	R	ER	BB	SO	HR	#PIT
May 11	Arizona	6-4	--	6.48	4.1	5	4	4	3	6	0	83
May 16	Pittsburgh	7-4	W	4.40	6.0	4	1	1	3	3	0	91
May 21	at Houston	3-5	L	5.68	4.2	8	5	5	1	4	1	96
May 27	Los Angeles (NL)	3-1	W	4.50	7.0	4	1	1	2	3	0	111
June 1	Colorado	5-3	W	4.55	5.2	6	3	3	0	8	0	118
June 6	at Los Angeles (NL)	0-3	L	4.42	5.0	3	2	2	3	6	0	89
June 13	at Toronto	2-3	L	4.54	5.0	7	3	3	2	5	2	100
June 19	at Tampa Bay	3-8	--	3.97	6.0	4	1	0	2	3	0	112
June 28	at Chicago (AL)	5-6	--	4.36	6.0	8	5	5	3	8	2	121
July 3	at San Francisco	3-8	L	4.45	5.0	4	4	3	2	2	0	74

WITH OAKLAND

July 11	Los Angeles (AL)	9-2	W	4.25	7.0	2	2	2	3	7	0	96
July 19	at New York (AL)	3-4 (12)	--	4.20	5.0	7	2	2	4	7	0	98
July 25	Texas	6-14	--	4.03	5.1	9	5	1	5	5	2	103
July 30	Kansas City	3-4 (10)	--	4.11	5.0	5	3	3	3	4	0	83
Aug. 4	at Toronto	1-6	L	4.39	3.0	4	5	4	4	4	0	94
Aug. 14	Tampa Bay	6-7 (12)	--	4.50	4.0	4	3	3	4	4	0	91
Aug. 19	at Minnesota	2-13	L	5.23	5.0	11	10	10	3	2	2	104
Sept. 10	at Detroit	5-2	--	5.01	4.0	0	0	0	6	6	0	88
Sept. 16	Los Angeles (AL)	8-1	W	4.76	7.0	4	1	1	0	6	1	91
Sept. 21	Seattle	5-3	--	4.72	6.2	4	3	3	3	5	0	102
Sept. 26	at Seattle	8-10	L	5.15	4.2	10	8	8	1	4	2	95

\*indicates overall ERA

JASON GIAMBI

16

FIRST BASE/DESIGNATED HITTER

Height/Weight: 6-3 / 240

Bats/Throws: Left / Right

Birthdate: January 8, 1971

Opening Day Age: 38

Birthplace/Resides: West Covina, California / Henderson, Nevada

Major League Service: 13 years, 95 days

Obtained: Signed as a free agent, January 7, 2009

Contract Status: First year of a one-year contract through 2009 with a club option for 2010.



CAREER HIGHLIGHTS

The five-time American League All-Star (2000-04) and 2000 AL Most Valuable Player returns to Oakland for his second stint after seven seasons with the New York Yankees...was originally drafted by the A's in the second round of the June, 1992 draft and played seven seasons for Oakland from 1995-2001 before signing a seven-year contract with New York on December 13, 2001...among players active at the end of the 2008 season, he ranks third in hit by pitches (157), fifth in grand slams (14), sixth in on-base percentage (.408), seventh in walks (1205), ninth in home runs (396) and 13th in RBI (1279)...needs four home runs to become the 44th player in Major League history to reach the 400 plateau...hit .260 with 209 home runs and 604 RBI in 897 games in his seven seasons as a Yankee after batting .308 with 187 home runs and 675 RBI in 953 games in seven seasons with the A's...left New York ranked 10th on the Yankees all-time home run list and returns to the Athletics where he also ranks 10th in home runs, including sixth in Oakland history...is one of seven players in Major League history with 180-or-more homers with two different teams (Jimmie Foxx, Ken Griffey Jr., Mark McGwire, Rafael Palmeiro, Manny Ramirez and Alex Rodriguez) and is one of three Athletics on the list (Foxx and McGwire)...holds the Oakland career marks for batting average (.308) and on-base percentage (.412), and also ranks second on the Oakland career list in slugging (.545), fourth in doubles (228), sixth in RBI (675) and walks (586), tied for sixth in extra base hits (422), seventh in total bases (1851), 10th in runs (601) and tied for 10th in hits (1048)...has 108 career home runs in Oakland, which is fifth most in Coliseum history...won AL Silver Slugger awards in 2001 and 2002... after being drafted in 1992, he spent most of his summer playing for the USA Olympic team that competed in Barcelona...set an Oakland record with 25-game hitting streak from May 12-June 23, 1997...became the sixth Athletic to win the AL MVP award in 2000...

set an Athletics record with four grand slams that year and set Oakland records for RBI (137) and walks (137)... finished second in AL MVP balloting in 2001 after setting an Oakland record with a .342 batting average...also set Oakland records in doubles (47), on-base percentage (.477), extra base hits (87) and intentional walks (24)...had 41 home runs and 107 RBI with New York in 2003, his fifth straight 30-homer season and his sixth straight 100-RBI season... two stints on the disabled list limited him to just 80 games in 2004 but he came back to hit .271 with 32 home runs and 87 RBI in 2005 and was named AL Comeback Player of the Year.

## 2008 HIGHLIGHTS

Hit .247 with 19 doubles, 32 home runs and 96 RBI in 145 games with the Yankees...made 112 starts at first base and 26 at designated hitter...those were his most starts at first with the Yankees and his most since 2001 with Oakland (136)...had made just 80 starts at first combined over the previous two years...ranked second on the team in home runs after hitting just 14 in 2007...recorded his eighth career 30-homer season, reaching double-digits in home runs for the 13th consecutive year...ranked second in the American League with an average of 14.3 at bats per home run and 4.8 at bats per RBI...tied for third in the AL with nine sacrifice flies...was tied for eighth in the AL in home runs...of his 32 home runs, 15 either tied the game or put the Yankees ahead...41 of his 96 RBI either tied the score or gave the Yankees the lead (42.7%), the third-highest percentage of lead-changing RBI in the AL this season behind Oakland's Jack Cust (44.2%) and Emil Brown (44.1%)...led the AL with 22 hit by pitches and had 109 as a Yankee, joining Derek Jeter (138) and Frank Crosetti (114) as the only players in franchise history with more than 100 hit by pitches...as a first baseman, batted .243 with 24 HR and 77 RBI, ranking third in the AL at the position in home runs, fourth in on-base percentage (.359), fifth in slugging percentage (.485) and sixth in RBI...hit .247 with six home runs as a DH.

**NEW YORK:** Began the season by batting .191 over his first 36 games through May 18, including a 1 for 20 start (.050)...hit .264 over the remainder of the season beginning May 20 (when Alex Rodriguez returned from the DL)...his .150 (12 for 80) average on May 4 was the lowest among all Major League qualifiers at the time... made the 13th Opening Day start of his career on April 1 vs. Toronto...missed two games from April 6-7 with a sore left groin...five of his first 11 hits of the season, including three of his first six, were home runs...hit a two-run home run on May 8 vs. Cleveland, snapping a 72-at bat homerless stretch at Yankee Stadium, his longest since joining the Yankees...homered for the second straight game on May 9 at Detroit off Kenny Rogers, snapping an 0 for 22 stretch against left-handed pitchers that dated back to 2007...that was the longest such streak of his career...collected 11 hits in his next 23 at bats (.478) vs. lefties and hit at a .273 clip vs. south-paws over the remainder of the season... hit a two-run pinch-hit, "walk-off" home run on June 5 vs. Toronto off B.J. Ryan with two outs in the ninth and an 0-2 count...according to the *Elias Sports Bureau*, it was the first time in franchise history a Yankee hit a two-out, pinch-hit, "walk-off" home run that turned a deficit into a victory...it was the Majors' first pinch-hit, "walk-off" homer on an 0-2 count since Houston's Greg Zaun on June 27, 2002 vs. Arizona...it was Giambi's fourth career "walk-off" homer, his third as a Yankee...it was his second career pinch-hit homer...recorded his second multi-homer game of the season and 37th of his career in a June 17 win against San Diego...homered in his first two at-bats of the game off Randy Wolf...collected his ninth career triple on June 30 vs. Texas...it was his first since July 7, 2002 vs. Toronto, snapping a franchise-record 2,389 at bat streak without a triple (credit: *Elias Sports Bureau*)...hit his 13th career grand slam and had a season-high six RBI in a July 2 win vs. Texas...tied for the most RBI in a game by a Yankee in 2008...was 1 for 3 with an RBI and a walk in a July 9 win vs. Tampa Bay on "Giambi Replica Mustache Day"...hit his 200th home run as a Yankee in an August 9 loss at Los Angeles (AL)...hit his second grand slam of the season – and 14th of his career – in an August 17 win vs. Kansas City...tied a career high with four strikeouts on August 19 at Toronto...hit a pinch-hit, game-tying two-run home run in the seventh inning and recorded a bases-loaded "walk-off" single in the ninth off Jonathan Papelbon in an August 28 win vs. Boston...it was his third career pinch-hit home run (second this season)...drove in 19 runs over a 16-game span from August 17 to September 3, including at least one RBI in a career-high eight straight games from August 27-September 3...it tied the longest streak in the AL in 2008...reached the 30-homer plateau with a two-run home run in the second inning of a September 14 win vs. Tampa Bay, batting third in the lineup for the first time since May 17, 2007 at Chicago (AL)...recorded the final hit in Yankee Stadium history in a September 21 win vs. Baltimore, singling home Bobby Abreu in the seventh inning off Jamie Walker.

## CAREER

**2007**—Hit .236 with 31 runs, eight doubles, 14 home runs, 39 RBI and 40 walks in 83 games with the Yankees... made 53 starts at designated hitter and 16 at first base...made his 12th career Opening Day start on April 2 against Tampa Bay and had the game-winning RBI single in the seventh inning...hit the game winning solo home run in the 13th inning on April 14 at Oakland, the ninth extra-inning home run of his career...hit safely in a season-high 10 consecutive games from April 13-23 (17 for 41, .415)...drove in at least one run in six consecutive games from April 18-23 (nine RBI overall)...missed three games from May 9-11 with a bruised left foot...his ninth-inning single in a May 16 Game 2 win at Chicago (AL) snapped an 0 for 20 stretch...was on the 15-day disabled list from May 31-August 6 with plantar fasciitis and a partial tear of the plantar fascia of the left foot...missed 61 games...was batting .262 with seven home runs and 23 RBI in 45 games prior to the injury...made eight rehab starts (six at designated hitter, two at first base) with Single-A Tampa from July 28-31 and Triple-A Scranton/Wilkes-Barre from August 3-5,

hitting .227 with a double, a home run, two RBI and nine walks...was returned from his rehab assignment and reinstated from the DL on August 7...in his final 38 games following his return from the DL, he hit .200 with seven home runs and 16 RBI...hit a pinch-hit solo home run in the ninth inning of an August 11 win at Cleveland, his first career regular season pinch home run...recorded his only multi-homer game of the season and the 35th of his career in an August 17 win vs. Detroit...hit his 12th career grand slam in a September 11 win at Toronto...was hit in the foot by a pitch from the Orioles' Daniel Cabrera on September 17 and missed the next two games with a bone bruise in his right foot...appeared in three Division Series games vs. Cleveland, going 1 for 4.

**2006**—Batted .253 with 92 runs, 37 home runs, 113 RBI and 110 walks in 139 games with the Yankees...made 70 starts at designated hitter and 64 at first base...ranked second in the American League in walks and hit by pitches (21), sixth in on-base percentage (.413), seventh in home runs and slugging percentage (.558), and tied for ninth in RBI...became only the second player in Major League history to record as many as 100 RBI while posting as many or fewer hits...the other player was Mark McGwire with 147 RBI on 145 hits in 1999...was named AL "Player of the Month" for April...in 22 games, he hit .344 with 17 runs, nine home runs and a league-leading 27 RBI...also led the league in walks (26), slugging percentage (.852) and on-base percentage (.554)...it was his sixth career "Player of the Month" Award, his fourth as a Yankee...was named the AL "Player of the Week" for the week ending April 16 after hitting .571 with four home runs, 10 RBI, a 1.571 slugging percentage and a .700 on-base percentage...it was the third weekly award of his career and first as a member of the Yankees...hit the 11th-inning game-winning home run on May 30 at Detroit, his fourth extra-inning home run as a Yankee...the home run snapped a 62-at bat homerless stretch, his second longest as a Yankee (went 70 straight at bats without a home run in 2004)...hit three home runs over a three-game span from June 3-5...hit safely in a season-high 10 straight games from May 24-June 5 (16 for 41, .390), his longest such streak since hitting in 10 straight games from July 7-19, 2002...led the Majors in June with 11 home runs while leading the team with 23 RBI...hit a two-run homer and a three-run homer in a June 26 win vs. Atlanta, his 33rd career multi-homer game...hit a third-inning grand slam on a July 9 loss at Tampa Bay, the 11th of his career...scored the 1000th run of his career in the first game of a August 18 doubleheader at Boston...recorded his 34th career multi-homer game on August 20 at Boston with a three-run homer and the game-winning solo home run in the 10th inning...missed six games from September 20-26 with tendinitis and a small ligament tear of his left wrist...hit .125 with one home run and two RBI in three Division Series games vs. Detroit.

**2005**—Earned the American League "Comeback Player of the Year" award, hitting .271 with 32 home runs and 87 RBI in 139 games with the Yankees...made 77 starts at first base and 58 at designated hitter)...ranked first in the AL with a .440 on-base percentage and 108 walks, and fourth with 19 hit by pitches...was batting a season-low .195 with three home runs and six RBI in his first 27 games of the season through May 9...then hit .288 with 29 HR and 81 RBI over his final 112 games...missed three games from May 5-7 after being hit in the head by a pitch in the eighth inning on May 4 at Tampa Bay...batted eighth in seven straight starts from May 8-17 (had not batted eighth since May 12, 1997 vs. Baltimore)...hit a two-run "walk-off" home run in the 10th inning on June 15 win against Pittsburgh...it was his third career "walk-off" homer, his second as a Yankee...hit the game-winning "walk-off" two-run single in the ninth on June 26 against the Mets...hit two solo home runs in a July 4 win against Baltimore, his first two homer game since July 18, 2003 vs. Cleveland and one of seven multi-homer games in 2005...his solo homer in the second inning made him the 33rd player to hit 100 home runs as a Yankee...recorded back-to-back two-homer games on July 20 at Texas and July 21 at Los Angeles (AL), becoming only the second Yankee in the last 30 years to hit two or more home runs in two consecutive games (Paul O'Neill, September 9-10, 1998)...hit solo home runs in the second and seventh innings on July 31 vs. Los Angeles (AL)...his second home run of the game was the 300th of his career...was named the American League "Player of the Month" for July...in 26 games, he batted .355 with 24 RBI while leading the league with a .974 slugging percentage, a .524 on-base percentage and 74 total bases...his Major League-leading 14 home runs in July were the most in a month by a Yankee since

### GIAMBI'S MULTI-HOMER GAMES (37)

June 25, 1996 vs. Detroit  
 Sept. 20, 1997 vs. Seattle  
 April 16, 1998 vs. Kansas City  
 August 23, 1998 vs. Detroit  
 April 17, 1999 vs. Texas  
 June 21, 1999 at Detroit  
 July 24, 1999 at Kansas City  
 Sept. 6, 1999 vs. Detroit  
 April 3, 2000 vs. Detroit  
 May 6, 2000 at Texas  
 June 7, 2000 vs. San Diego  
 Sept. 9, 2000 vs. Tampa Bay  
 Sept. 12, 2000 vs. Minnesota

May 31, 2001 vs. Tampa Bay  
 October 3, 2001 vs. Texas  
 April 10, 2002 at Toronto  
 May 29, 2002 at Chicago  
 June 27, 2002 at Baltimore  
 Sept. 24, 2002 vs. Tampa Bay  
 April 1, 2003 at Toronto  
 May 30, 2003 at Detroit  
 June 14, 2003 vs. St. Louis  
 July 18, 2003 vs. Cleveland  
 July 4, 2005 vs. Baltimore  
 July 20, 2005 at Texas  
 July 21, 2005 at Los Angeles

July 31, 2005 Los Angeles  
 August 4, 2005 at Cleveland  
 August 28, 2005 vs. Kansas City  
 August 29, 2005 at Seattle  
 April 16, 2006 at Minnesota  
 April 23, 2006 vs. Baltimore  
 June 26, 2006 vs. Atlanta  
 August 20, 2006 at Boston  
 August 17, 2007 vs. Detroit  
 April 25, 2008 at Cleveland  
 June 17, 2008 vs. San Diego



Mickey Mantle hit 14 in July 1961...it was his fifth career "Player of the Month" Award, his third as a member of the Yankees...hit two solo home runs, including the game-winner in the ninth inning on August 4 at Cleveland...had four multi-home run games over a 14-game span from July 20 to August 4...according to the *Elias Sports Bureau*, only five other players in Major League history had four multi-home run games over a span of 14 team games (Mel Ott, Harmon Killebrew, Frank Howard, Albert Belle and Barry Bonds)...hit 16 home runs in 26 games from July 4-August 4 after hitting one home run over his previous 31 games...equaled his single-game career high with seven RBI in an August 28 win vs. Kansas City, going 3 for 3 with two home runs and a walk before being replaced defensively in eighth...recorded his 1000th career RBI with a third-inning, three-run home run and his 1500th career hit with a fifth-inning two-run home run in the game...collected consecutive multi-home run games for the second time in 2005 on August 28 vs. Kansas City and August 29 at Seattle...according to the *Elias Sports Bureau*, he became the first American Leaguer ever to have multi home-run games in consecutive team games twice in the same season and the seventh Major Leaguer (first since Barry Bonds on July 30-31 and August 30-31, 1999)...homered in three consecutive games from September 10-13 for the second time in 2005 and 12th time in his career...hit .421 with three doubles and two RBI in five Division Series games vs. Los Angeles.

**2004**—Hit .208 with 12 home runs and 40 RBI in 80 games with the Yankees...made 47 starts at first base and 28 at designated hitter...was elected to the American League All-Star team, the fifth All-Star selection of his career...hit a two-run home run in a March 30 Opening Day loss against Tampa Bay at the Tokyo Dome in Japan, his third career Opening Day home run (first with the Yankees)...was on the 15-day disabled list for the first time in his career from May 22-June 5 with a sprained right ankle and missed 12 games...was injured on May 21 at Texas while rounding first base on a ninth-inning single...returned to the lineup on June 6 vs. Texas and was 1 for 4 with an eighth-inning solo home run...did not start in eight straight games from June 26-July 4...was diagnosed with an intestinal parasite on June 29...was placed on the 15-day disabled list on July 30 retroactive to July 26 with a benign tumor...was cleared to resume baseball related activities on August 10 and reported to the Yankees' Player Development Complex in Tampa...concluded a minor league rehab assignment with Triple-A Columbus on September 13, going 2 for 16 with two doubles in five starts at designated hitter in a five-game series vs. Richmond in the International League playoffs...was returned from his rehab assignment and reinstated from the DL prior to the September 14 game at Kansas City...hit a two-run home run and was 1 for 3 with three RBI in a September 21 win vs. Toronto...his second inning homer snapped a career long 0 for 32 stretch...was 4 for 33 in his final 10 games of the season after being reinstated...was not placed on the ALDS or ALCS roster.

**2003**—Hit .250 with 97 runs, 41 home runs and 107 RBI in 156 games with the Yankees...made 85 starts at first base and 69 at designated hitter...ranked first in the American League with 129 walks and 21 hit by pitches, third with a .412 on-base percentage, fourth in home runs and tied for eighth in RBI...became the fourth player in franchise history to draw at least 120 walks in a season...recorded the third-highest home run total of any Yankee in his first two seasons (82), behind only Babe Ruth (113) and Roger Maris (100)...hit 30 or more home runs for the fifth consecutive season and reached the 100 RBI plateau for the sixth straight year...became only the fourth Yankee to record multiple 40-homer seasons, joining Babe Ruth (11 times), Lou Gehrig (5) and Mickey Mantle (4)...led the Major Leagues with 29 home runs on the road in 2003...with a .250 batting average and 107 RBI, became only the fifth player in franchise history to drive in 100 runs in a season with an average below .260...was selected to 2003 American League All-Star team (replacing injured Mike Sweeney), hitting a solo-HR off Billy Wagner in his only at bat...with his 20th home run in the 77th game of the season on June 26 at Tampa Bay, joined Alfonso Soriano to become the first pair of Yankees teammates to reach 20 homers in the first 80 games of the season since Mickey Mantle and Roger Maris in 1961...was named AL "Player of the Month" for June...batted .373 in 27 games with 11 home runs, 29 RBI and 33 walks, leading the AL in slugging (.819) and on-base percentage (.554), and tying for the lead with 27 runs...it was his fourth "Player of the Month" honor...reached base in 37 consecutive games from May 21 to June 30, his longest such streak since he reached base safely in a career-high 39 straight games from August 12-September 25, 1998...in the ninth inning of a July 7 win against Boston, he became the first Yankee to receive an intentional walk with bases empty since Reggie Jackson in 1980...homered in three straight games from July 11-13 for the 10th time in his career...hit a two-run HR in the third inning and a solo home run in the seventh in a July 18 win against Cleveland, his fourth two-homer game of the season...batted .237 with four home runs and six RBI in 17 postseason games...in Game 7 of the ALCS vs. Boston, he became the first Yankee to record a multi-home run game since Chad Curtis hit two home runs in Game 3 of the 1999 World Series vs. Atlanta...also became the third Yankee to record a multi-home run game in ALCS play, joining Graig Nettles (1976) and Darryl Strawberry (1996)...batted seventh in Game 7 of the ALCS, the lowest he has started a game in the batting order since July 15, 1999 vs. San Francisco, when he also hit seventh...hit the 19th pinch-hit home run in World Series history in the ninth inning of Game 5 at Florida on October 23...it was his first career World Series homer and first ever pinch hit home run.

**2002**—In his first season as a Yankee, batted .314 with a career-high 120 runs, 41 home runs and 122 RBI in 155 games...made 92 starts at first base and 63 at designated hitter...ranked second in the American League in walks (109), third in on-base percentage (.435), fourth in home runs, runs and slugging percentage (.598), fifth in RBI, and sixth in batting...batted .274 with four home runs and 15 RBI in his first 28 games with the Yankees...in his final 127 games of the season, he hit .324 with 37 HR and 107 RBI...with 41 home runs, he had the second-highest home run total in his first year as a Yankee behind Babe Ruth (54 in 1920)...with his brother Jeremy, combined

to hit 61 home runs to break the Major League record for most homers in a single season by brothers (59 by Joe DiMaggio-46 and Vince DiMaggio-13, in 1937)...was elected to his third consecutive All-Star Game...started the midsummer classic at first base and was 1 for 2 with a run...hit his first two home runs as a Yankee in an April 10 loss at Toronto...hit a "walk-off" grand slam in the 14th inning on May 17 vs. Minnesota, only the 21st time that a player has hit an extra-inning, walk-off grand slam with his team trailing by three runs...it was his ninth career grand slam and his second "walk-off" home run...played in his 1000th Major League game on May 22 vs. Toronto...hit a solo home run—the 200th of his career—in the second and the game-winning three-run homer in the ninth on May 29 at Chicago (AL)...was named AL "Player of the Month" for May...in 28 games, batted .340 with 26 runs, 10 doubles, 10 home runs, 24 RBI, 19 walks, a .717 slugging percentage and a .449 on-base percentage...it was his third "Player of the Month" award and his first as a Yankee...reached the 100-RBI plateau for the fifth consecutive season with a run-scoring single in an August 26 win vs. Texas...batted .357 with a home run and three RBI in four Division Series games vs. the Angels.

**2001**—Finished second to the Mariners Ichiro Suzuki in American League Most Valuable Player voting...led the AL in walks (129), doubles (47), on-base percentage (.477), slugging percentage (.660) and times on base (320), tied for the league lead in extra base hits (87) and finished second in batting (.342) and intentional walks (24)...his batting average set an Oakland record, topping Carney Lansford's .336 in 1989...it was the highest batting average by an Athletic in 50 years (Fain, .344 in 1951)...finished second to Suzuki (.350) in batting...no Oakland player has ever led the league in batting but he is the fourth to finish second (Cater .290 in 1968, Lansford .336 in 1989 and Henderson .325 in 1990)...it marked the sixth consecutive season he improved his batting average...according to the Elias Sports Bureau he is just the ninth player in major league history to increase his batting average in six or more consecutive seasons...also set Oakland records in doubles, on-base percentage, extra base hits and intentional walks...the intentional walks were also a franchise record and the on-base percentage topped his franchise record of .476 which he set in 2000...the extra base hits and doubles tied for fourth most in Athletics history...also ranked third in the A.L. in total bases (343), sixth in runs (109), seventh in home runs (38), eighth in RBI (120), tied for 8th in hit by pitches (13) and tied for 10th in hits (178)...is the first player in Oakland history and the fourth (Simmons, Johnson, Foxx) in Athletics history with four straight 100 RBI seasons...is the first player in Oakland history and 10th in Athletics history to hit .300 in three consecutive seasons...is the fifth (Foxx, McGwire, Canseco, Kingman) player in Athletics history (sixth time) with three consecutive 30 homer seasons...is the second player in Oakland history (Henderson) and seventh in Athletics history with 100 runs scored in three straight seasons...is the fifth (Joost, Bishop, Tenace, Fain) player in Athletics history with three straight 100 walk seasons...led the A's in batting, slugging, on-base percentage, runs, hits (tie), doubles, home runs, RBI and walks...became the first player in Oakland history to lead the team in batting five consecutive seasons and the third in Athletics history (Simmons 8 from 1924-31 and Collins 6 from 1909-14)...becomes the first player in Oakland history to lead the team in RBI five straight seasons and the fourth in Athletics history (Johnson 7 from 1936-42, Simmons 7 from 1925-31, Zernial 5 from 1951-55)...ranked third in the AL in home batting average (.349) and fifth in road batting average (.336)...has the top three home batting averages in Oakland history (.353 in 1999 and .349 in 2000)...hit 27 of his 38 home runs in Oakland to set a Coliseum single season home run record, breaking Reggie Jackson's mark of 26 set in 1969...batted .333 against left handed pitching and .347 with 27 of his 38 home runs against right-handers...tied for sixth in the AL in batting vs. lefties and ranked third in batting vs. right-handers...led the A's and ranked fifth in the AL with a .354 average with runners in scoring position...was 8 for 14 (.571) with the bases loaded and hit his eighth career grand slam on April 24 at Chicago...in Athletics history only Foxx, Chapman, Zernial and McGwire have hit more and they have nine each...21 of his 38 home runs and 46 of his 120 RBI either tied the game or put the A's ahead...led the AL in night batting average (.358) and was ninth in day batting (.317)...committed 11 errors at first base which tied for second most in the AL...had a .992 fielding percentage which was second lowest among AL first basemen...batted .350 in April...committed his first error of the season in his 45th game at first base, snapping a 70-game errorless streak dating back to August 11, 2000...hit .384 in May with seven home runs and 25 RBI in 27 games...led the majors in batting in the month and topped the AL with a .504 on-base percentage to earn AL Player of the Month honors for the second time in his career (September, 2000)...missed four of the A's 10 games from June 27 to July 6 because of a strained right calf...was named to his second consecutive All-Star team and was 0 for 1 with a run scored in the game in Seattle...homered in three consecutive games twice in August (August 10-12 and August 25-28) and four times for the season (May 30 to June 1 and July 13-15)...recorded his 1000th career hit in dramatic fashion on August 12 against New York as his two-out, two-run home run in the bottom of the ninth inning off Mike Stanton broke a 2-2 tie in a 4-2 A's win...became the 10th player in Oakland history to reach the 1000 hit plateau...finished August with a .370 batting average, eight home runs and 25 RBI in 29 games...batted .407 with nine home runs and 25 RBI over his final 29 games...including .373 in September...then hit .353 in the ALDS against New York...hit a solo home run in Game 1 and was 4 for 4 with two RBI in the A's loss in Game 5 at Yankee Stadium.

**2000**—Capped off his finest season by becoming the sixth Oakland Athletic to be named American League Most Valuable Player by the BBWAA (Blue, Jackson, Canseco, Henderson and Eckersley)...finished second to Colorado's Todd Helton in the Associated Press Major League Player of the Year voting and was named to his first AL All-Star team...led the major leagues in walks (137) and on-base percentage (.476) and tied for the lead with four grand

FRONT OFFICE  
2009 ATHLETICS  
REVIEW  
RECORDS  
HISTORY  
OPPONENTS  
PLAYER DEVELOPMENT  
MISCELLANEOUS

## GIAMBI'S CAREER GRAND SLAMS (14)

May 22, 1997 at Texas  
 April 25, 1999 at Baltimore  
 July 23, 1999 at Kansas City  
 April 9, 2000 vs. Chicago  
 May 21, 2000 vs. Minnesota  
 June 7, 2000 vs. San Diego  
 Sept. 15, 2000 at Tampa Bay  
 April 24, 2001 at Chicago  
 May 17, 2002 vs. Minnesota  
 Sept. 23, 2003 at Chicago  
 July 9, 2006 at Tampa Bay  
 Sept. 11, 2007 at Toronto  
 July 2, 2008 vs. Texas  
 August 17, 2008 vs. Kansas City

slams, the most in Athletics history...ranked among the AL top 10 in home runs (43, t-2nd), slugging percentage (.647, 3rd), RBI (137, t-4th), batting (.333, t-7th), total bases (330, 8th) and runs (108, t-10th)...also had one of the finest seasons in Oakland history as he set Oakland single season records in RBI and walks...the RBI total ranked seventh most in franchise history and was the most in 67 years when Jimmie Foxx had 163 in 1933...the walk total was second only in franchise history to Eddie Joost's 149 in 1949...batted .349 at home, the second best home batting average in Oakland history to his .353 from 1999...became the fourth player (seventh time) in Oakland history to hit 40 home runs and finished with 43 which was fifth most in Oakland history and eighth most in franchise history...ranked sixth in the AL with a .356 average with runners in scoring position...led the A's in batting, slugging, on-base percentage, runs, hits, home runs, RBI, sacrifice flies, hit by pitches and walks...started the season with a bang as he became the first player in Oakland history to hit two home runs on opening day, April 3 against Detroit...it was his first of five two-homer games in 2000...hit his first of a franchise record four grand slams on April 9 against Chicago...committed his first error of the season on May 6, snapping a 69-game errorless streak at first base dating back to August 1, 1999...ranked fourth among AL first basemen with a .995 fielding percentage...went 4 for 4 on June 7 against San Diego with two home runs and a career high seven RBI...that began an incredible 19-game stretch where he hit .541 (33 for 61) with 25 walks (1 hbp, .678 on-base percentage), 10 doubles, five home runs (.951 slugging percentage) and 23 RBI...had four games during that streak where he was not put out and two streaks where he reached base safely in 10 consecutive plate appearances (June 13-16 and June 21-24)...stole home on June 11 at Los Angeles...finished June with a .450 average...started at first base in the All-Star Game and was 0 for 2 with a walk and two strikeouts...was the first A's player voted in by the fans since McGwire and Canseco in 1992...tallied 1,229,295 votes...had 78 RBI at the break which tied for third most in Oakland history at the break, three short of Reggie Jackson's record of 81 in 1973...recorded his 100th RBI of the season on August 12th against Detroit, the earliest in Oakland history a player has reached 100 RBI (Reggie Jackson, August 18, 1973)...suffered an anterior left shoulder strain on August 14 against Cleveland and missed eight of the A's 13 games from August 19 to September 1...A's were 2-6 in those eight games...received a cortisone shot following the game on August 30 and went on to hit .400 in September with 26 runs, 13 home runs, 32 RBI, 25 walks, an .853 slugging percentage and a .529 on-base percentage in 27 games...was named AL Player of the Month in September...led the AL in home runs, on-base percentage and slugging percentage in September...the RBI were his most ever in a month...had two two-homer games in a four-game span, September 9 against Tampa Bay and September 12 against Minnesota...tied his career high with seven RBI on September 15 at Tampa Bay when he hit his franchise record fourth grand slam...earned AL Co-Player of the Week honors with Manny Ramirez the week of September 11-17 as he hit .625 with three home runs and 12 RBI...hit his 40th home run of the season on September 25 against Anaheim and finished the season by homering five times in his last eight games...then hit .286 with seven walks in five starts at first base in the Division Series against New York...batted .324 against left-handed pitching and .338 against right-handers but 36 of his 43 home runs came off right-handers.

**1999**—Posted career highs in games (158) and hits (181)...topped the club in batting (.315), runs (115), hits, doubles (36), RBI (123) and walks (105)...ranked among the American League top 10 in walks (2nd), RBI (t-6th), on-base percentage (t-7th, .422), runs (9th) and extra base hits (t-10th, 70)...he and Manny Ramirez were the only American Leaguers who finished in the top 10 in all five of those categories...hit .353 at home to set an Oakland record for highest home batting average...ranked fifth in the AL in home batting average...led the A's in average with runners in scoring position (.313) for the third consecutive season...picked up the pace the second half of the season as he hit .361 in 74 games after the break with 18 HR and 72 RBI...his batting average was second best in the majors after the All-Star Break and his RBI tied for second to Mark McGwire's 75...was batting just .186 with two HR and six RBI against south paws at the break but then hit .405 with six HR and 31 RBI vs. lefties the second half of the season...finished the year with a .282 mark against left-handers and his .330 mark against right-handers tied for ninth in the AL...was the A's Opening Day starter at designated hitter but made 140 starts at first base for the season...began an A's season high 18 game hitting streak on July 23 at Kansas City with a grand slam, his second of the season...then hit a pair of three-run home runs the next night for a then career high six RBI...hit .465 during the hitting streak, his fifth of 15 or more games in his career...no other player in Oakland history has more than four...batted an AL leading .404 in August and also topped the circuit with 12 doubles...hit his 100th career home run on September 6 against Detroit (Jeff Weaver)...led the A's in multiple hit games (46), multiple RBI games (31) and game-tying/go-ahead RBI (32)...ranked tied for second among AL first basemen with a .995 fielding percentage (7 errors in 1303 total chances).

**1998**—Led the team in batting (.295), home runs (27) and RBI (110) to become the fifth player (sixth time) to win an Oakland triple crown...had hitting streaks of 17 and 16 games to become the first player in Oakland history with two hitting streaks of 15 or more games in the same season...hit .319 in April, including the first of two two-homer

games on April 16 against Kansas City (other was August 23 vs. Detroit)...had a streak of five straight multiple hit games from June 20-24 and finished the season with a team leading 45 multiple hit games...then went on to bat .340 in July which included his 17-game hitting streak from July 16-August 2...suffered a mild concussion on August 4 in the ninth inning of the second game of a doubleheader against New York when he was hit in the head by Derek Jeter's knee on a play at first base...missed just one game but had a season long 0 for 17 slump after his return...recorded his 500th career hit on September 8 with a fifth inning single off Doug Johns...that was part of his 16-game hitting streak from September 5-24...streak was part of a career high tying 39-game stretch where he reached base safely via hit or walk in each game from August 12-September 25...led the A's with a .309 average with runners in scoring position...committed an Oakland record an AL leading 14 errors at first base...his .990 fielding percentage was second lowest among American League first basemen...played on the Major League All-Star team that toured Japan during the off-season and hit .385 with a home run in six games.

**1997**—His second full season in the majors and he virtually matched his 1996 numbers, batting .293 with 20 HR and 81 RBI in 1997...also broke his own club record for doubles with 41 and became the fourth player in Athletics history with 40 doubles in consecutive seasons, joining Al Simmons (1925-26 and 29-30), Frank Baker (1911-12) and Harry Davis (1905-06)...had an Oakland record 25-game hitting streak from May 12 through June 23...hit .409 during the streak to break Carney Lansford's previous mark of 24 set in 1984...hit his first career grand slam on May 22 in Texas off John Burkett and 14 of his 20 home runs came with men on base...10 either tied the game or put the A's ahead...finished May with a .353 batting average and followed that up by hitting .364 in June...was hitting .302 on July 10 which would be his last day over .300 for the season...had seven straight multiple hit games from August 31-September 7...finished September with a .366 average, his third month in 1997 over .350...led the team with 66 runs scored, 152 hits and 44 multiple hit games and tied for the team lead with 81 RBI and 21 multiple RBI games...began the season as the A's left fielder, starting 30 of the A's first 32 games in left...13 of his next 15 starts came at DH before he returned to left field...moved to first base following the McGwire trade on July 31 and started 47 of the A's final 53 games at first...for the season, made 67 starts in left, 48 at first and 22 at designated hitter.

**1996**—Spent most of his first full season in the majors over the .300 mark while starting games at five different positions (LF, 1B, 3B, DH, RF)...by starting 43 games in left, 42 at first and 38 at third, he became the first player in Oakland history to start at least 30 games at three different positions...was one of five A's with 20 homers, hitting his 20th on July 26 at Toronto...did not homer the rest of the way, a span of 43 games and 154 at bats...began the year as the A's first baseman while McGwire was injured and had a 19-game hitting streak in April that had his average at the .344 mark for the month...included in the streak was a stretch where he went 8 for 8 with four walks and a sacrifice fly from April 20-23...started in right field at Kansas City on May 4 but Brosius was injured that day and he started 38 of the A's next 47 games at third base...earned AL Player of the Week honors for the week of May 6-12...hit the 4000th home run in Oakland history on May 17 at Boston off Wakefield...homered in four consecutive games from June 25-29...had an Oakland record tying five hits on July 2 at Seattle...was hitting .323 at the All-Star Break but batted just .245 after the break...average was at the .305 mark on September 10, but he then went 1 for 28 over his final nine games to finish the year at .291...missed the final seven games because of a sprained right wrist.

**1995**—Made his major league debut with two separate stints in Oakland...began the year at Edmonton but was recalled to Oakland on May 8...made his ML debut that night with a start at DH against Texas and picked up his first major league hit with an eighth inning single off Roger Pavlik...went 2 for 11 in four games and was optioned back to Edmonton May 15 when rosters were cut back to 25...while at Edmonton, he hit .342 with 26 doubles and 41 RBI in 55 games as the Trappers third baseman...came back to Oakland for good on July 7 and hit his first ML home run the next day off Toronto's David Cone...injuries limited his playing time over the final six weeks of the season, missing five games with a strained hamstring, seven games with a mild concussion suffered August 26 in Boston and the final eight games with a sore right rib cage...split his playing time between third base (26 starts) and first base (20 starts) and he also made two starts at DH...was one of the A's top clutch hitters, batting .313 with RISP...came to the plate 11 times with a runner on third and less than two outs and knocked the runner in 10 times.

**1994**—Split his year between Double-A Huntsville and Triple-A Tacoma and had his best success at the higher level...opened the year in Huntsville but spent a month at Triple-A before returning to Huntsville June 29...after 18 games in Double-A made his second trip to Tacoma and finished the season there...with Tacoma was 18 for 56 (.321) with runners in scoring position and kicked that up to .346 (9 for 26) with runners in scoring position and two outs...spent the fall playing third base for the Arizona Fall League champions, the Peoria Javelinas, and hit .283 with two homers and 21 RBI in 39 games.

**1993**—Played the full year at Single-A Modesto of the California League and was the starting third baseman for the North squad in the California League All-Star Game played in June...went on the disabled list in late July with a sore right thumb and missed nearly a month of the season...finished at .291 on the season with 30 extra base hits and 60 RBI in 89 games...spent part of the winter playing for the Kauai Emeralds of the Hawaiian League.

**1992**—Was the A's second round selection but spent most of his summer playing for the USA Olympic team that competed in Barcelona...returned from the Olympics in late August and was assigned to Single-A Southern Oregon of the Northwest League...in his 13 games at Southern Oregon he hit .317 with three homers and 13 RBI.

## PERSONAL/MISCELLANEOUS

Jason Gilbert Giambi was originally signed by A's scout Ed Crosby...is married, Kristian...graduated from South Hills High School (1989) in West Covina...lettered three seasons in baseball, three in basketball and two as a quarterback in football earning all-league honors in each sport...was the league basketball MVP his senior season... drafted by Milwaukee (43rd round) out of high school but elected to attend Long Beach State University where he played baseball and majored in business...was the Big West Conference Freshman of the Year in 1990 and earned all-league first team honors twice...as a sophomore led the Big West Conference in hitting with a .407 average and for his college career hit .397...was a member of the 1991 All-College World Series team....was a member of the bronze medal winning U.S. baseball team at the 1991 Pan Am Games in Havana, Cuba, and a member of the U.S. Olympic club that competed in Barcelona in the summer of 1992...lists off-roading and professional wrestling as two of his hobbies...launched "Operation Gumbly" in 1999 which reaches out to children across the country to deal with the issue of bed-wetting...is also a spokesman for CAP Cure which helps raise money and awareness in the fight against prostate cancer...has also sponsored the Oakland Special Olympics Soccer Team and is involved with Big Brothers/Big Sisters...received the Dave Stewart Community Service Award and the Fred Hutchinson Award in 2000... is a major contributor to the creation of "The Zone" at Mount Sinai Hospital in New York City...the Zone is a state-of-the-art therapeutic play and educational environment for children and families that receive care within the Department of Pediatrics at Mount Sinai.

## LIFETIME PLAYING RECORD

Year	Club	AVG.	G	AB	R	H	2B	3B	HR	RBI	SH	SF	HP	BB	SO	SB	CS	SLG	OBP	E
1992	Southern Oregon	.317	13	41	9	13	3	0	3	13	0	0	0	9	6	1	1	.610	.440	1
1993	Modesto	.291	89	313	72	91	16	2	12	60	1	3	10	73	47	2	3	.470	.436	19
1994	Huntsville	.223	56	193	31	43	9	0	6	30	3	4	2	27	31	0	0	.363	.319	11
	Tacoma	.318	52	176	28	56	20	0	4	38	0	8	0	25	32	1	0	.500	.388	8
1995	Edmonton	.342	55	190	34	65	26	1	3	41	0	3	2	34	26	0	0	.537	.441	9
	OAKLAND	.256	54	176	27	45	7	0	6	25	1	2	3	28	31	2	1	.398	.364	4
1996	OAKLAND	.291	140	536	84	156	40	1	20	79	1	5	5	51	95	0	1	.481	.355	11
1997	OAKLAND	.293	142	519	66	152	41	2	20	81	0	8	6	55	89	0	1	.495	.362	7
1998	OAKLAND	.295	153	562	92	166	28	0	27	110	0	9	5	81	102	2	2	.489	.384	14
1999	OAKLAND	.315	158	575	115	181	36	1	33	123	0	8	7	105	106	1	1	.553	.422	7
2000	OAKLAND	.333	152	510	108	170	29	1	43	137	0	8	9	137	96	2	0	.647	.476	6
2001	OAKLAND	.342	154	520	109	178	47	2	38	120	0	9	13	129	83	2	0	.660	.477	11
2002	NEW YORK (AL)	.314	155	560	120	176	34	1	41	122	0	5	15	109	112	2	2	.598	.435	4
2003	NEW YORK (AL)	.250	156	535	97	134	25	0	41	107	0	5	21	129	140	2	1	.527	.412	4
2004	NEW YORK (AL)	.208	80	264	33	55	9	0	12	40	0	3	8	47	62	0	1	.379	.342	4
	Tampa	.167	2	6	0	1	0	0	0	0	0	0	0	1	1	0	0	.167	.286	0
2005	NEW YORK (AL)	.271	139	417	74	113	14	0	32	87	0	1	19	108	109	0	0	.535	.440	7
2006	NEW YORK (AL)	.253	139	446	92	113	25	0	37	113	0	7	16	110	106	2	0	.558	.413	7
2007	NEW YORK (AL)	.236	83	254	31	60	8	0	14	39	0	1	8	40	66	1	0	.433	.356	1
	Tampa	.308	5	13	0	4	1	0	0	1	0	0	0	3	5	0	0	.385	.438	0
	Scranton/WB	.111	4	9	1	1	0	0	1	1	0	0	0	6	2	0	1	.444	.467	1
2008	NEW YORK (AL)	.247	145	458	68	113	19	1	32	96	0	9	22	76	111	2	1	.502	.373	9
<b>ML Totals</b>		<b>.286</b>	<b>1850</b>	<b>6332</b>	<b>1116</b>	<b>1812</b>	<b>362</b>	<b>9</b>	<b>396</b>	<b>1279</b>	<b>2</b>	<b>80</b>	<b>157</b>	<b>1205</b>	<b>1308</b>	<b>18</b>	<b>11</b>	<b>.534</b>	<b>.408</b>	<b>96</b>

## CAREER TRANSACTIONS

**1989**—Selected by the Milwaukee Brewers organization in the 43rd round of the free agent draft, June 5. **1992**—Selected by the Oakland Athletics organization in the 2nd round of the free agent draft, June 1. **2001** — Elected free agency, November 5; signed by the New York Yankees, December 13. **2004** — On disabled list, May 22 to June 5; included rehabilitation assignment to Tampa, June 2 to 3. On disabled list, July 26 to September 13; included rehabilitation assignment to Columbus, September 8 to 13. **2007** — On disabled list, May 31 to August 6; included rehabilitation assignments to Tampa, July 27 to August 2, and Scranton/Wilkes-Barre, August 3 to 5. **2008** — Elected free agency, November 5. **2009** — Signed by the Oakland Athletics, January 7.

## DIVISION SERIES RECORD

Year	Club/Opp.	AVG.	G	AB	R	H	2B	3B	HR	RBI	SH	SF	HP	BB	SO	SB	CS	SLG	OBP	E
2000	OAK vs. NYY	.286	5	14	2	4	0	0	0	1	0	1	0	7	2	1	0	.286	.500	1
2001	OAK vs. NYY	.353	5	17	2	6	0	0	1	4	0	1	0	4	2	0	0	.529	.455	1
2002	NY vs. ANA	.357	4	14	5	5	0	0	1	3	0	0	1	4	1	0	0	.571	.526	0
2003	NY vs. MIN	.250	4	16	1	4	2	0	0	2	0	0	0	2	5	0	0	.375	.333	0
2005	NY vs. LAA	.421	5	19	1	8	3	0	0	2	0	0	0	3	4	0	0	.579	.500	0
2006	NY vs. DET	.125	3	8	1	1	0	0	1	2	0	0	2	2	3	1	0	.500	.417	0
2007	NY vs. CLE	.250	3	4	0	1	0	0	0	0	0	0	0	2	0	0	0	.250	.250	0
<b>Totals</b>		<b>.315</b>	<b>29</b>	<b>92</b>	<b>12</b>	<b>29</b>	<b>5</b>	<b>0</b>	<b>3</b>	<b>14</b>	<b>0</b>	<b>2</b>	<b>3</b>	<b>22</b>	<b>19</b>	<b>2</b>	<b>0</b>	<b>.467</b>	<b>.454</b>	<b>2</b>

**LEAGUE CHAMPIONSHIP SERIES RECORD**

Year	Club/Opp.	AVG.	G	AB	R	H	2B	3B	HR	RBI	SH	SF	HP	BB	SO	SB	CS	SLG	OBP	E
2003	NY Yankees vs. BOS Red Sox	.231	7	26	4	6	0	0	3	3	0	0	0	4	7	0	0	.577	.333	0

**WORLD SERIES RECORD**

Year	Club/Opp.	AVG.	G	AB	R	H	2B	3B	HR	RBI	SH	SF	HP	BB	SO	SB	CS	SLG	OBP	E
2003	NY Yankees vs. FLA Marlins	.235	6	17	2	4	1	0	1	1	0	0	1	4	3	0	0	.471	.409	0

**ALL-STAR GAME RECORD**

Year	Club/Site	AVG.	G	AB	R	H	2B	3B	HR	RBI	SH	SF	HP	BB	SO	SB	CS	SLG	OBP	E
2000	AL/Atl.	.000	1	2	0	0	0	0	0	0	0	0	0	1	2	0	0	.000	.333	0
2001	AL/Sea.	.000	1	1	1	0	0	0	0	0	0	0	0	0	0	0	0	.000	.000	0
2002	AL/Mil.	.500	1	2	1	1	0	0	0	0	0	0	0	1	0	0	0	.500	.500	0
2003	AL/Chi. (AL)	1.000	1	1	1	1	0	0	1	1	0	0	0	0	0	0	0	4.000	1.000	0
2004	AL/Hou.	.500	1	2	1	1	0	0	0	0	0	0	0	0	0	0	0	.500	.500	0
<b>Totals</b>		<b>.375</b>	<b>5</b>	<b>8</b>	<b>4</b>	<b>3</b>	<b>0</b>	<b>0</b>	<b>1</b>	<b>1</b>	<b>0</b>	<b>0</b>	<b>0</b>	<b>1</b>	<b>3</b>	<b>0</b>	<b>0</b>	<b>.750</b>	<b>.444</b>	<b>0</b>

**VS. THE AMERICAN LEAGUE**

2008	CAREER										
	AVG.	AB	H	HR	RBI	vs. TEAM	AVG.	AB	H	HR	RBI
.309	55	17	3	11		Baltimore	.268	511	137	29	95
.153	59	9	4	12		Boston	.259	590	153	35	111
.318	22	7	2	2		Chicago	.263	346	91	16	62
.250	16	4	3	8		Cleveland	.320	384	123	27	85
.222	18	4	1	5		Detroit	.311	350	109	33	89
.129	31	4	3	7		Kansas City	.329	380	125	30	96
.148	27	4	1	3		Los Angeles	.273	429	117	28	76
.321	28	9	0	3		Minnesota	.289	401	116	15	65
—	0	0	0	0		New York	.262	206	54	6	30
.429	14	6	2	4		Oakland	.272	151	41	12	35
.286	28	8	2	6		Seattle	.278	454	126	24	78
.200	40	8	1	6		Tampa Bay	.294	449	132	30	111
.421	19	8	3	9		Texas	.314	437	137	36	95
.224	49	11	4	10		Toronto	.283	580	164	34	110

**BALLPARK BREAKDOWN**

	AVG.	AB	H	HR	RBI
3Com Park	.231	26	6	2	3
Angel Stadium	.252	222	56	16	43
AT&T Park	.250	20	5	0	3
Busch Stadium II	.250	4	1	0	0
Camden Yards	.257	265	68	16	48
Cashman Field	.333	24	8	0	5
Chase Field	.115	26	3	0	0
Citizens Bank Park	.333	12	4	2	2
Coliseum	.318	1718	546	108	348
Comerica Park	.272	81	22	7	13
Coors Field	.326	43	14	3	15
County Stadium	.239	46	11	0	8
Dodger Stadium	.250	36	9	2	7
Fenway Park	.266	278	74	18	61
Great American	.333	9	3	2	3
Kauffman Stadium	.323	192	62	14	44
Kingdome	.307	75	23	4	16
Metrodome	.300	220	66	7	37
Miller Park	.167	6	1	0	1
Minute Maid Park	.250	8	2	0	0
PNC Park	.125	8	1	0	2
Progressive Field	.310	203	63	13	43
Qualcomm Stadium	.214	28	6	1	5
Rangers Ballpark	.301	219	66	19	49
RFK Stadium	.167	12	2	0	1
Rogers Centre	.288	316	91	22	58
SAFECO Field	.299	164	49	11	33
Shea Stadium	.244	45	11	2	6
Tiger Stadium	.338	80	27	7	26
Tokyo Dome	.400	5	2	1	2
Tropicana Field	.255	220	56	11	48
U.S. Cellular Field	.236	191	45	11	36
Wrigley Field	.300	10	3	2	4
Yankee Stadium	.267	1520	406	95	309

**VS. THE NATIONAL LEAGUE**

2008	CAREER										
	AVG.	AB	H	HR	RBI	vs. TEAM	AVG.	AB	H	HR	RBI
—	0	0	0	0		Arizona	.214	56	12	2	6
—	0	0	0	0		Atlanta	.333	12	4	3	6
—	0	0	0	0		Chicago	.250	16	4	2	4
.500	10	5	0	2		Cincinnati	.421	19	8	2	5
—	0	0	0	0		Colorado	.301	73	22	4	21
—	0	0	0	0		Florida	.250	8	2	0	1
.250	8	2	0	0		Houston	.222	18	4	0	1
—	0	0	0	0		Los Angeles	.308	52	16	4	11
—	0	0	0	0		Milwaukee	.273	88	24	1	14
.250	16	4	1	3		New York	.287	94	27	5	17
—	0	0	0	0		Philadelphia	.333	12	4	2	2
.125	8	1	0	2		Pittsburgh	.294	17	5	1	7
.200	10	2	2	3		San Diego	.253	75	19	7	23
—	0	0	0	0		San Francisco	.293	99	29	6	17
—	0	0	0	0		St. Louis	.385	13	5	2	5
—	0	0	0	0		Washington	.167	12	2	0	1

## MONTHLY BREAKDOWN

2008		CAREER					by MONTH				
AVG.	AB	H	HR	RBI		AVG.	AB	H	HR	RBI	
—	0	0	0	0	March	.200	10	2	1	2	
.164	73	12	5	13	April	.282	1079	304	65	220	
.315	73	23	6	14	May	.288	1123	323	61	200	
.305	82	25	6	19	June	.301	959	289	70	217	
.234	64	15	3	16	July	.286	1073	307	68	217	
.232	82	19	8	22	August	.279	1070	299	65	217	
.226	84	19	4	12	September	.283	974	276	63	197	
—	0	0	0	0	October	.273	44	12	3	9	

## BATTING BREAKDOWN

2008		CAREER					by CATEGORY				
AVG.	AB	H	HR	RBI		AVG.	AB	H	HR	RBI	
.260	215	56	16	55	Home	.296	3073	911	196	633	
.235	243	57	16	41	Road	.276	3259	901	200	646	
.230	152	35	13	39	Day	.284	2364	671	162	508	
.255	306	78	19	57	Night	.288	3968	1141	234	771	
.248	379	94	30	89	Grass	.286	5496	1574	351	1118	
.241	79	19	2	7	Turf	.285	836	238	45	161	
.253	261	66	19	55	Pre-ASG	.288	3505	1011	217	709	
.239	197	47	13	41	Post-ASG	.283	2827	801	179	570	
.231	130	30	8	27	vs. LHP	.268	1868	501	94	359	
.253	328	83	24	69	vs. RHP	.294	4464	1311	302	920	
.213	150	32	5	62	RISP	.295	1697	501	111	878	
.136	22	3	2	19	Bases Loaded	.291	151	44	14	177	
.500	6	3	2	4	Pinch Hitter	.280	50	14	3	9	
.247	85	21	6	15	Designated Hitter	.246	1629	401	99	289	

## GIAMBI'S CAREER BESTS

**Hits:** 5, July 2, 1996 at Seattle; 4 (16 times), last: September 12, 2003 vs. Tampa Bay

**Home Runs:** 2 (37 times), last: June 17, 2008 vs. San Diego

**Runs Batted In:** 7 (three times), August 28, 2005 vs. Kansas City, September 15, 2000 at Tampa Bay, June 7, 2000 vs. San Diego; 6 (twice), July 2, 2008 vs. Texas, July 24, 1999 at Kansas City; 5 (eight times), last: August 20, 2006 at Boston

**Stolen Bases:** 1 (18 times), last: June 22, 2008 vs. Cincinnati

**Hitting Streak:** 25, May 12 to June 23, 1997; 19, April 7 to 30, 1996; 18, July 23 to August 10, 1999; 17, July 16 to August 2, 1998; 16, September 5 to 24, 1998

**Hitless Streak (At Bats):** 32, July 11 to September 17, 2004

**Grand Slams:** 14, last: August 17, 2008 vs. Kansas City (Bannister)

**Pinch-Hit Home Runs:** 3, August 28, 2008 vs. Boston (Okajima); June 5, 2008 vs. Toronto (Ryan); August 11, 2007 at Cleveland (Mujica)

**Inside-The-Park Home Runs:** None.

**Game Ending Home Runs:** 4, June 5, 2008 vs. Toronto (Ryan); June 15, 2005 vs. Pittsburgh (Mesa); May 17, 2002 vs. Minnesota (Trombley), August 12, 2001 vs. New York-AL (Stanton)

**Lead Off Home Runs:** None.

## FIELDING STATISTICS

First Base											
Year	Pct.	G	PO	A	E	TC	DP				
1995	.994	26	167	10	1	178	20				
1996	.993	45	379	32	3	414	38				
1997	.989	51	399	39	5	443	49				
1998	.990	146	1255	73	14	1342	120				
1999	.995	142	1251	45	7	1303	128				
2000	.995	124	1161	59	6	1226	114				
2001	.992	136	1224	76	11	1311	107				
2002	.995	92	761	35	4	800	53				
2003	.995	85	748	19	4	771	63				
2004	.990	47	372	14	4	390	30				
2005	.988	78	581	19	7	607	50				
2006	.985	68	459	11	7	477	43				
2007	.991	18	108	6	1	115	10				
2008	.990	113	870	36	9	915	77				
<b>Totals</b>	<b>.992</b>	<b>1171</b>	<b>9735</b>	<b>474</b>	<b>83</b>	<b>10292</b>	<b>902</b>				

## Third Base

Year	Pct.	G	PO	A	E	TC	DP
1995	.960	30	27	45	3	75	4
1996	.932	39	31	79	8	118	10
1999	—	1	0	0	0	0	0
<b>Totals</b>	<b>.943</b>	<b>70</b>	<b>58</b>	<b>124</b>	<b>11</b>	<b>193</b>	<b>14</b>

## Outfield

Year	Pct.	G	PO	A	E	TC	DP
1996	1.000	45	68	6	0	74	1
1997	.982	68	102	5	2	109	1
<b>Totals</b>	<b>.989</b>	<b>113</b>	<b>170</b>	<b>11</b>	<b>2</b>	<b>183</b>	<b>2</b>

## A'S CONTRACT STATUS

**Through 2009 (38):** IF Jeff Baisley, IF Daric Barton, LHP Jerry Blevins, C Rob Bowen, LHP Dallas Braden, OF Travis Buck, RHP Santiago Casilla, IF Yung Chi Chen, OF Ben Copeland, IF Bobby Crosby, OF Aaron Cunningham, OF Jack Cust, OF Rajai Davis, OF Chris Denorfia, RHP Joey Devine, RHP Justin Duchscherer, LHP Dana Eveland, RHP Sean Gallagher, IF Jason Giambi (including club option for 2010), LHP Gio Gonzalez, RHP Jeff Gray, IF Jack Hannahan, OF Javier Herrera, OF Matt Holliday, OF Matt Murton, LHP Josh Outman, IF Eric Patterson, IF Cliff Pennington, IF Gregorio Petit, C Landon Powell, RHP Henry Rodriguez, RHP Chris Schroeder, RHP Russ Springer, C Kurt Suzuki, OF Ryan Sweeney, RHP Ryan Webb, RHP Michael Wuerzt, RHP Brad Ziegler.

**Through 2010 (2):** IF Eric Chavez (includes club option for 2011), IF Mark Ellis (includes club option for 2011).

# GIO GONZALEZ

# 47



## LEFT-HANDED PITCHER

**Height/Weight:** 5-11 / 197

**Bats/Throws:** Right / Left

**Birthdate:** September 19, 1985

**Opening Day Age:** 23

**Birthplace/Resides:** Hialeah, Florida / Hialeah, Florida

**Major League Service:** 54 days

**Obtained:** Acquired from the Chicago White Sox with Fautino De Los Santos and Ryan Sweeney in exchange for Nick Swisher, January 3, 2008.

**Contract Status:** First year of a one-year contract through 2009.

## CAREER HIGHLIGHTS

Made his Major League debut with Oakland in 2008 after compiling a 39-35 record and a 3.64 ERA (249 er in 615.1 ip) in 114 appearances, 111 starts, in five minor league seasons...had 705 strikeouts in 615.1 innings and held minor league opponents to a .223 (506 for 2266) batting average...was named to the Pacific Coast League Postseason All-Star Team in 2008...was a Southern League Postseason All-Star in 2007 after leading all of minor league baseball with 185 strikeouts...tied 12th in the minors with 166 strikeouts in 2006 at Double-A Reading...participated in the 2006 All-Star Futures Game at PNC Park in Pittsburgh...has been traded three times in his career...was originally drafted by the Chicago White Sox as a compensation pick following the first round of the 2004 draft and was dealt to Philadelphia in the Jim Thome trade following the 2005 season...was reacquired by the White Sox following the 2006 season and was dealt to Oakland in the Nick Swisher trade in January, 2008.

## 2008 HIGHLIGHTS

Was one of three players acquired from the Chicago White Sox in the Nick Swisher trade in January and spent the first four months of the season at Triple-A Sacramento before making his Major League debut with the A's in August...was named the A's seventh best prospect by *Baseball America* following the season...was selected on August 6 and placed in the A's starting rotation where he went 1-4 with a 9.32 ERA and .265 opponents batting average in seven starts...was moved to the bullpen following his start on September 8 at Detroit and did not allow a run while holding the opposition to a .105 batting average in three relief appearances (6.0 ip)...was 1-4 with a 7.68 ERA in 10 games, seven starts, overall...the ERA was fourth highest in Oakland history among pitchers with 30 or more innings pitched and was the highest since Willie Adams had an 8.18 ERA in 1997...held the opposition to a .242 batting average but 19 of the 32 hits he allowed were for extra bases (eight doubles, two triples, nine home runs)...yielded a .538 slugging percentage...struck out 34 batters in 34.0 innings but also issued 25 walks...tossed 709 pitches and faced 163 batters, an average of 4.35 pitches per batter faced...his opponents batting average broke down to .194 (7 for 36) against left-handed hitters and .260 (25 for 96) against right-handers...allowed all nine of his home runs to righties and six of those came with runners on base...allowed a .194 opponents batting average the first time through the lineup and .292 after that...compiled a 10.50 ERA over the first four innings of a game and 0.90 ERA from the fifth inning on...opponents hit .200 with the bases empty and .308 with runners on base...the A's were 2-5 in his starting assignments...tossed more than five innings in just one of his seven starts, allowed fewer than four runs once and walked two batters or fewer twice.

**OAKLAND:** Took the loss in his debut, a 5-1 loss at Toronto on August 6 (6.0 ip, 4 h, 4 r, 4 er, 2 bb, 4 so)...then picked up his first Major League win in his second start on August 12, a 2-1 A's win over Tampa Bay (5.0 ip, 5 h, 1 r, 1 er, 4 bb, 5 so)...Blevins, Devine and Ziegler preserved the win, marking just the fourth time in ML history that a starting pitcher earned his first career win with help from at least three rookie relievers but no veterans...then went 0-3 with a 12.71 ERA over his next five starts...tossed 422 pitches over that span and faced just 96 batters, an average of 4.40 pitches per batter faced...allowed a career high nine runs in 1.2 innings in a 14-8 loss at Detroit on September 8 and was moved to the bullpen for the remainder of the season...tossed two perfect innings on September 12 against Texas, one perfect inning on September 23 at Texas and three scoreless innings on September 26 at Seattle...retired 17 of the 20 batters he faced in relief

**SACRAMENTO:** Went 8-7 with a 4.24 ERA in 23 games, 22 starts, with Sacramento...struck out 128 batters in 123.0 innings and now has 705 strikeouts in 615.1 career minor league innings, an average of 10.31 per nine innings...ranked fourth in the Pacific Coast League in strikeouts and was ninth in ERA...was named to the PCL Postseason All-Star Team...led the River Cats in strikeouts and walks (61) and tied for the team lead in games started...ranked fourth in the A's farm system in strikeouts and was 10th in ERA...allowed a .233 opponents batting average, which included a .198 (24 for 121) mark against left-handed hitters and .246 (82 for 334) against right-handers...allowed 10 of his 12 home runs against righties...his opponents average increased to .280 with runners in scoring position...was 5-3 with a 2.09 ERA and .160 opponents batting average in 10 games, nine starts, at home compared to 3-4 with a 6.32 ERA and .293 opponents batting average in 13 starts on the road...allowed



just one home run in 60.1 innings at Sacramento's Raleys Field compared to 11 home runs in 62.2 innings on the road...the River Cats were 13-9 (.591) in his starting assignments...tossed six or more innings in 10 of his 22 starts, allowed two runs or fewer 13 times and walked two batters or fewer 13 times...went 0-2 with a 4.85 ERA over his first eight starts...then picked up his first win on May 18 against Salt Lake...allowed a season high 10 runs on a season high 10 hits in 3.2 innings on May 23 at Tucson but ended up with a no decision...his lone relief appearance came on June 13 against Tacoma in relief of a rehabbing Santiago Casilla...had his first 10-strikeout game of the season on June 18 against Fresno when he fanned 12 in 8.0 scoreless innings (1 h, 0 bb)...was named Pacific Coast League Pitcher of the Week for the week of June 16-23 after going 1-1 with a 5.07 ERA (10.2 ip, 8 h, 6 r, 6 er, 4 bb, 17 so)...was 3-6 with a 5.51 ERA over his first 16 games, 15 starts, through June 23...then went 5-1 with a 1.74 ERA over his final seven starts...began that stretch with a season best four-game winning streak from June 29 to July 14 (0.95 ERA)...tossed his first career complete game on July 4 at Fresno, a one-hitter in the River Cats 5-1 win...walked two and struck out a season high 13...the only hit was a home run by Eugenio Velez with two outs in the sixth inning...tossed 8.0 shutout innings and struck out nine to win his final minor league start on August 1 against Nashville.

## CAREER

**2007**—Was named to the Southern League Postseason All-Star Team after leading the league in strikeouts (185) and ranking fourth in ERA (3.18) while posting a 9-7 record in 27 games, all starts, at Double-A Birmingham...his strikeout total led all of minor league baseball and he had the eighth best strikeout per nine inning ratio among starters (11.10)...had the lowest opponents batting average (.216), fewest base runners per nine innings (10.50) and the highest ratio of strikeouts per nine innings (11.10) among starters in the SL...was named to *Baseball America's* and *Topps Double-A All-Star* teams and the SL midseason All-Star team...led Birmingham in strikeouts and tied for second in wins and games started (27)...the strikeouts were the third highest single season total in Barons history...his .216 opponents batting average included a .212 mark against right-handed hitters and .224 against left-handers...allowed a .218 average with runners in scoring position, including .174 with RISP and two outs...eight of the 10 home runs he yielded were solo shots...Birmingham was 14-13 in his starting assignments...tossed six or more innings in 15 of his 27 starts, allowed two runs or fewer 20 times, walked two batters or fewer 17 times and had five games of at least 10 strikeouts...tossed 5.0 scoreless and hitless innings in his first start of the season on April 6 against Carolina and won each of his first three starts (1.17 ERA)...had his first game of 10 or more strikeouts on April 22 at Mississippi when he struck out 12 batters in 6.0 innings while allowing just two runs...struck out a season high 13 in a season high 7.0 innings in his next start on April 27 against Huntsville, a 6-3 win...finished April with a 4-1 record and 1.91 ERA in five starts...went 5-6 with a 3.48 ERA over his final 22 starts...allowed a season high nine runs on a season high nine hits in 3.1 innings in his first start in May on the 4th against Tennessee...then went 0-1 despite a 2.08 ERA over his next eight starts through June 16...his no decisions over that stretch included a start with 5.0 shutout innings in a 4-1 loss on May 9 at Jackson and his third 10-strikeout game of the season on May 24 at Carolina when he fanned 12 batters in 6.0 innings but allowed one unearned run in a 2-1, 11-inning loss...had a pair of 11-strikeout games on July 26 at West Tenn and August 7 at Mobile...had his second combined shutout on August 25 at Mississippi when he tossed a season high tying 7.0 innings but had a no decision in a 2-0, 10-inning win.

**2006**—Was 7-12 with a 4.66 ERA and 166 strikeouts in 27 starts with Double-A Reading...was named to the Eastern League midseason All-Star Team...his 166 strikeouts ranked second in the EL and tied for 12th among all minor-leaguers...also led the EL in walks (81) and tied for the lead in home runs (24)...allowed a .239 opponents batting average, including .236 against right-handers and .246 against left-handers...opponents hit .125 with runners in scoring position and two outs...participated in the All-Star Futures Game at PNC Park in Pittsburgh and tossed a scoreless third inning for the United States team (1.0 ip, 1 so)...was named Phillies Minor League Pitcher of the Week for April 6-16 after not allowing a run in his first two starts (12.0 ip), both no decisions...was 1-0 with a 1.48 ERA in four starts in April...struck out a season high 12 in 7.0 innings on June 13 at Erie...played for Peoria of the Arizona Fall League, going 0-0 with a 2.81 ERA in six games, five starts...was the starting pitcher in the AFL inaugural Rising Stars Showcase.

**2005**—Split the season between Single-A Kannapolis and Single-A Winston-Salem, going 13-6 with a 2.82 ERA and 163 strikeouts in 24 games, 23 starts...led all White Sox farmhands in strikeouts and tied for second in ERA...was named to the South Atlantic League mid-season All-Star Team...twice was named SAL Pitcher of the Week (April 7-17 and May 30-June 5).

**2004**—Combined to go 2-3 with a 2.70 ERA in 13 games, 12 starts, between Advanced Rookie Bristol and Single-A Kannapolis...was rated by *Baseball America* as the No. 7 prospect in the organization and the No. 5 prospect in the Appalachian League...among the Sox 2004 draft class, was cited by the same publication as having the Best Breaking Ball, Best Fastball and Closest to the Majors (with Josh Fields)...was recommended/signed by Jose Ortega (White Sox).

## PERSONAL/MISCELLANEOUS

Giovany A. Gonzalez...ranked by *Baseball America* as the No. 28 Prospect in the 2004 draft out of Monsignor Pace High School...was drafted by the White Sox following the first round as compensation for the loss of free agent Tom Gordon...was a two-time selection to the Miami Herald All-Dade Baseball Team, as well as the Florida Sports Writers Association's Florida All-State Team...pitched in back-to-back state championship games as a freshman and sophomore...participated in the A's off-season community caravan in December, visiting the George Mark Children's House, International Community After School Academy, the Hamilton Family Center, and the San Francisco Firefighter's Toy Drive at old Station 30.

### LIFETIME PITCHING RECORD

Year	Club	W	L	ERA	G	GS	CG	SHO	SV	IP	H	R	ER	HR	HB	BB	IBB	SO	WP	BK
2004	Bristol	1	2	2.25	7	6	0	0	0	24.0	17	8	6	0	0	8	0	36	4	1
	Kannapolis	1	1	3.03	6	6	0	0	0	32.2	30	13	11	1	0	13	0	27	1	1
2005	Kannapolis	5	3	1.87	11	10	0	0	0	57.2	36	16	12	3	2	22	0	84	2	3
	Winston-Salem	8	3	3.56	13	13	0	0	0	73.1	61	33	29	5	1	25	0	79	2	3
2006	Reading	7	12	4.66	27	27	0	0	0	154.2	140	88	80	24	8	81	0	166	9	2
2007	Birmingham	9	7	3.18	27	27	0	0	0	150.0	116	57	53	10	2	57	1	185	5	2
2008	Sacramento	8	7	4.24	23	22	1	0	0	123.0	106	65	58	12	2	61	1	128	5	0
	OAKLAND	1	4	7.68	10	7	0	0	0	34.0	32	34	29	9	3	25	1	34	1	0
<b>ML Totals</b>		<b>1</b>	<b>4</b>	<b>7.68</b>	<b>10</b>	<b>7</b>	<b>0</b>	<b>0</b>	<b>0</b>	<b>34.0</b>	<b>32</b>	<b>34</b>	<b>29</b>	<b>9</b>	<b>3</b>	<b>25</b>	<b>1</b>	<b>34</b>	<b>1</b>	<b>0</b>

### CAREER TRANSACTIONS

**2004** — Selected by the Chicago White Sox organization as a compensation pick following the 1st round (38th selection overall) of the First-Year Player Draft. **2005** — Traded with outfielder Aaron Rowand and pitcher Daniel Haigwood to the Philadelphia Phillies for first baseman Jim Thome and cash, November 25. **2006** — Traded with pitcher Gavin Floyd to the Chicago White Sox for pitcher Freddy Garcia, December 7. **2008** — Traded with pitcher Fautino De Los Santos and outfielder Ryan Sweeney to the Oakland Athletics for first baseman/outfielder Nick Swisher, January 3.

### VS. THE AMERICAN LEAGUE

2008		CAREER												
ERA	W	L	S	G	IP	ER	vs. TEAM	ERA	W	L	S	G	IP	ER
18.90	0	1	0	1	3.1	7	Chicago	18.90	0	1	0	1	3.1	7
43.20	0	1	0	1	1.2	8	Detroit	43.20	0	1	0	1	1.2	8
6.75	0	1	0	1	4.0	3	Kansas City	6.75	0	1	0	1	4.0	3
12.00	0	0	0	1	3.0	4	Los Angeles	12.00	0	0	0	1	3.0	4
2.25	0	0	0	2	8.0	2	Seattle	2.25	0	0	0	2	8.0	2
1.80	1	0	0	1	5.0	1	Tampa Bay	1.80	1	0	0	1	5.0	1
0.00	0	0	0	2	3.0	0	Texas	0.00	0	0	0	2	3.0	0
6.00	0	1	0	1	6.0	4	Toronto	6.00	0	1	0	1	6.0	4

### BALLPARK BREAKDOWN

	ERA	W	L	S	G	IP	ER
Angel Stadium	12.00	0	0	0	1	3.0	4
Coliseum	6.97	1	1	0	3	10.1	8
Comerica Park	43.20	0	1	0	1	1.2	8
Kauffman Stadium	6.75	0	1	0	1	4.0	3
Rangers Ballpark	0.00	0	0	0	1	1.0	0
Rogers Centre	6.00	0	1	0	1	6.0	4
Safeco Field	2.25	0	0	0	2	8.0	2

### FIELDING STATISTICS

Pitcher		Year	Pct.	G	PO	A	E	TC	DP
		2008	1.000	10	1	5	0	6	1
		<b>Totals</b>	<b>1.000</b>	<b>10</b>	<b>1</b>	<b>5</b>	<b>0</b>	<b>6</b>	<b>1</b>

### GONZALEZ' CAREER HIGHS

**Low Hit Complete Game:** None  
**Innings Pitched:** 6.0, August 6, 2008 at Toronto.  
**As Reliever:** 3.0, September 26, 2008 at Seattle  
**Strikeouts:** 7, August 22, 2008 at Seattle. As starter: 4, September 26, 2008 at Seattle  
**Longest Winning Streak:** 1, August 12, 2008  
**Longest Losing Streak:** 3, August 17, 2008 to present  
**Longest Scoreless Streak:** 6.0, September 12, 2008 to present

### MONTHLY BREAKDOWN

2008		CAREER												
ERA	W	L	S	G	IP	ER	by MONTH	ERA	W	L	S	G	IP	ER
7.25	1	2	0	5	22.1	18	August	7.25	1	2	0	5	22.1	18
8.49	0	2	0	5	11.2	11	September	8.49	0	2	0	5	11.2	11

### PITCHING BREAKDOWN

2008		CAREER												
ERA	W	L	S	G	IP	ER	by CATEGORY	ERA	W	L	S	G	IP	ER
6.97	1	1	0	3	10.1	8	Home	6.97	1	1	0	3	10.1	8
7.99	0	3	0	7	23.2	21	Road	7.99	0	3	0	7	23.2	21
18.90	0	1	0	1	3.1	7	Day	18.90	0	1	0	1	3.1	7
6.46	1	3	0	9	30.2	22	Night	6.46	1	3	0	9	30.2	22
8.04	1	3	0	9	28.0	25	Grass	8.04	1	3	0	9	28.0	25
6.00	0	1	0	1	6.0	4	Turf	6.00	0	1	0	1	6.0	4
—	0	0	0	0	0.0	0	Pre-ASG	—	0	0	0	0	0.0	0
7.68	1	4	0	10	34.0	29	Post-ASG	7.68	1	4	0	10	34.0	29
9.32	1	4	0	7	28.0	29	Starter	9.32	1	4	0	7	28.0	29
0.00	0	0	0	3	6.0	0	Reliever	0.00	0	0	0	3	6.0	0

## GONZALEZ' 2008 STARTS

Date	Opponent	Score	Dec*	ERA	IP	H	R	ER	BB	SO	HR	#PIT
Aug. 6	at Toronto	1-5	L	6.00	6.0	4	4	4	2	4	1	95
Aug. 12	Tampa Bay	2-1	W	4.09	5.0	5	1	1	4	5	0	105
Aug. 17	Chicago	1-13	L	7.53	3.1	6	8	7	5	2	3	88
Aug. 22	at Seattle	5-7	--	6.52	5.0	5	4	2	3	7	0	98
Aug. 27	at Los Angeles	6-5	--	7.25	3.0	3	4	4	5	4	0	81
Sept. 2	at Kansas City	2-5	L	7.18	4.0	2	4	3	3	5	2	95
Sept. 8	at Detroit	8-14	L	9.32	1.2	5	9	8	2	1	3	59

## JEFF GRAY

60

### RIGHT-HANDED PITCHER

**Height/Weight:** 6-3 / 196

**Bats/Throws:** Right / Right

**Birthdate:** November 19, 1981


**Opening Day Age:** 27

**Birthplace/Resides:** Texas City, Texas / The Woodlands, Texas

**Major League Service:** 24 days

**Obtained:** Selected in the 32nd round of the 2004 First-Year Player Draft

**Contract Status:** First year of a one-year contract through 2009.



### CAREER HIGHLIGHTS

Was selected by the A's in the 32nd round of the 2004 draft and compiled a 19-19 record with 20 saves and a 3.60 ERA (132 er in 329.2 ip) in 175 games, 24 starts, over five seasons in the minors before making his Major League debut with Oakland in 2008...has allowed just 13 home runs in 329.2 career minor league innings, an average of one home run per 25.4 innings...has 251 career strikeouts and 80 walks, a ratio of 3.1 to 1...has appeared in 108 games, all in relief, over his last two minor league seasons, after pitching in 67 games, including 24 starts, over his first three seasons...pitched for Phoenix in the Arizona Fall League in 2008.

### 2008 HIGHLIGHTS

Spent the entire regular season at Triple-A Sacramento and also pitched in one playoff game before he was recalled by Oakland on September 5...made his Major League debut on September 8 at Detroit (1.0 ip, 1 h, 1 r, 1 er, 1 bb, 2 so)...struck out the first batter he faced (Raburn) but later allowed a solo home run (Hessman)...pitched five times in relief for the A's and allowed at least one run in three of those outings for a 7.71 ERA...allowed a .364 opponents batting average and four of the eight hits he allowed were for extra bases (three doubles, one home run)...opponents had a .636 slugging percentage...allowed a .444 (4 for 9) batting average against left-handed hitters and .308 (4 for 13) against right-handers...first batters faced were 2 for 5 (.400) with two doubles and two RBI and he allowed 2 of 3 (66.7%) inherited runners to score.

**SACRAMENTO:** Was 2-7 with a 4.39 ERA in 54 relief appearances for Sacramento...the losses and ERA were a career high and the games pitched matched his high...converted 4 of 6 (66.7%) save opportunities...allowed nine home runs in 67.2 innings after allowing just four home runs in 262.0 career minor league innings entering the 2008 season...yielded a .313 opponents batting average, which included a .330 (36 for 109) mark against left-handed hitters and .301 (50 for 166) against right-handers...allowed seven of his nine home runs to righties...seven of the nine home runs were solo shots...his opponents average dropped to .274 with runners in scoring position and opponents were 2 for 15 (.133) with two RBI with the bases loaded...allowed just 5 of 22 (22.7%) inherited runners to score...tossed at least one inning in 47 of his 54 outings...picked up his first win of the season on April 17 against Tucson with 1.1 scoreless innings...was charged with the loss and blown save in his next outing on April 19 at Las Vegas to start a seven-game losing streak...allowed at least one run in six consecutive outings from April 19 to May 6 (10 er in 9.1 ip, 9.64 ERA)...that pushed his season ERA to 6.35 but he allowed just six runs in 20.1 innings over his next 19 outings through June 27 (2.66 ERA) to drop his overall ERA to 4.34...then went 0-5 with a 6.75 ERA in 11 appearances in July...recorded his first save of the season on July 14 at Salt Lake with 1.2 scoreless innings...snapped his seven-game losing streak with his second and final win of the season on August 6 against Memphis (2.0 ip, 2 h, 1 bb, 1 so)...that was part of a 10-game, 12.1 inning scoreless streak from July 27 to August 22...tossed a season high 2.2 innings and struck out a season high five batters on August 26 at Tacoma...finished August with a 2.30 ERA and converted all three of his save opportunities...made one postseason appearance in the Game 1 of the Pacific Coast League Pacific Conference Championship Series on September 3 against Salt Lake

(2.0 ip, 1 h, 2 so) before he was promoted to Oakland...pitched for the Arizona Fall League Champion Phoenix Desert Dogs following the season and was 1-0 with a 1.64 ERA in eight relief appearances.

## CAREER

**2007**— Began the season by making his Double-A debut at Midland and, after eight outings without allowing an earned run, was promoted to Triple-A Sacramento on April 30...spent the rest of the season with the River Cats and was a combined 4-4 with 15 saves and a 3.34 ERA in 54 appearances, all in relief...it was the first time in his career he pitched exclusively out of the bullpen...his 15 saves led the A's farm system and were a career high...also topped the A's farm system in games pitched...allowed a .258 opponents batting average, which included a .194 mark against left-handed hitters and .306 against right-handers...yielded just two home runs in 67.1 innings and both came against righties...his opponents average jumped to .325 with runners in scoring position, although that number dropped to .206 with RISP and two outs...converted 15 of 21 (71.4%) save opportunities and allowed 12 of 29 (41.4%) inherited runners to score...tossed one or more innings in 46 of his 54 outings and did not allow a run in 41 of his appearances...began the season at Midland and went 2-0 with three saves and a 0.00 ERA in eight appearances...did not allow an earned run in 12.1 innings and held the opposition to a .175 batting average...then went 2-4 with 12 saves and a 4.09 ERA in 46 games with Sacramento...led the River Cats in saves and games pitched...picked up the save in his Triple-A debut on April 30 at Las Vegas with a scoreless ninth inning...allowed his only two home runs of the season over a four-game stretch from May 15 to 21...did not allow a home run over his final 36 games and 43.2 innings...his Sacramento ERA reached 6.98 on June 4 but he posted a 2.52 ERA over his final 31 outings...converted each of his final six save opportunities beginning on August 6...finished August with a 1.42 ERA in 10 appearances...made two postseason appearances for Sacramento and allowed three runs on six hits without retiring a batter...had a loss and two blown saves in his two outings...pitched for the Arizona Fall League Champion Phoenix Desert Dogs and was 0-2 with a 5.68 in 11 relief appearances...allowed a .308 opponents batting average and three home runs.

**2006**— Split his season between the A's two Single-A affiliates at Kane County and Stockton and was 6-6 with a save and a 4.34 ERA in 41 games, 11 starts...had career highs in wins, innings pitched (110.0) and strikeouts (88) and matched his high in games started...yielded just two home runs in 110.0 innings...allowed a .265 opponents batting average, which included a .261 mark against right-handed hitters and .270 against left-handers...all 11 of his starts came at Kane County...was 3-5 with a 6.75 ERA in his 11 starting assignments and 3-1 with a 2.37 ERA in 30 relief appearances...began the season at Kane County and went 5-5 with a 4.71 ERA in 22 games, 11 starts...allowed a .263 opponents batting average...compiled a 9.39 ERA in five appearances in April and then posted a 3.57 ERA over his final 17 appearances with the Cougars...allowed the first home run of his career on May 10 at Lansing...that snapped a career-opening 32-game, 107.0 inning homerless streak...was transferred to Stockton following the game on July 12 and went 1-1 with a save and a 3.41 ERA in 19 appearances with the Ports, all in relief...recorded his first professional save on August 6 against Rancho Cucamonga (1.1 ip, 1 so)...made two postseason appearances for Stockton and was 0-1 with a save, a blown save and a 10.38 ERA (4.1 ip, 7 h, 6 r, 5 er, 1 bb, 2 so).

**2005**— Began the year in extended spring training and joined Single-A Vancouver of the short season Northwest League when its season began in late June...was 4-2 with a 2.51 ERA in 12 games, 11 starts, for the Canadians...did not allow a home run and walked just five batters in 46.2 innings...allowed a .191 opponents batting average, which included a .175 mark by right-handed hitters and .214 by left-handers...opponents hit .182 with runners in scoring position...allowed a .189 opponents batting average as a starter, which was second lowest in the NWL...was third among NWL starters in fewest walks per nine innings (0.99)...was named Northwest League Pitcher of the Week, July 4-10...had a win and a loss in two starts that week but did not allow an earned run in 14.0 innings (7 h, 1 r, 1 bb, 6 so)...was 3-2 with a 1.88 ERA in six games, five starts, before going on the disabled list on July 16 with a strained right oblique muscle...was reinstated on August 14 and went 1-0 with a 3.50 ERA over his final six starts...made one postseason start for Vancouver and took the loss (3.0 ip, 6 h, 5 r, 4 er, 2 bb).

**2004**— Made his professional debut with the A's affiliate in the Arizona Rookie League and was 3-0 with a 1.89 ERA in 14 games, two starts...did not allow a home run in 38.0 innings and walked just three batters...allowed a .211 opponents batting average...tossed seven shutout inning and struck out a season high eight to pick up the win in his first professional start on August 20 against the Brewers...was the starting pitcher for the A's rookie league team in the one-game AZL Championship against the Giants and took the loss (4.2 ip, 5 h, 3 r, 2 er, 1 bb, 5 so)...was transferred to Vancouver of the Northwest League on September 1 and made two relief appearances for the Canadians in the postseason (4.0 ip, 2 h, 1 r, 1 er, 2 bb, 1 so).

## PERSONAL/MISCELLANEOUS

Jeffrey Michael Gray was originally signed by Jim Pransky...graduated from Lafayette HS (MO) in 2000...attended Southwest Missouri State University.

## LIFETIME PITCHING RECORD

Year	Club	W	L	ERA	G	GS	CG	SHO	SV	IP	H	R	ER	HR	HB	BB	IBB	SO	WP	BK
2004	AZL A's	3	0	1.89	14	2	0	0	0	38.0	30	14	8	0	5	3	0	32	4	1
2005	Vancouver	4	2	2.51	12	11	0	0	0	46.2	33	16	13	0	1	5	0	24	4	1
2006	Kane County	5	5	4.71	22	11	0	0	0	78.7	77	47	41	2	7	19	0	62	7	0
	Stockton	1	1	3.41	19	0	0	0	1	31.2	32	15	12	0	0	6	1	26	0	0
2007	Midland	2	0	0.00	8	0	0	0	3	12.1	7	1	0	0	1	2	0	12	0	0
	Sacramento	2	4	4.09	46	0	0	0	12	55.0	58	27	25	2	3	22	4	45	2	2
2008	Sacramento	2	7	4.39	54	0	0	0	4	67.2	86	33	33	9	4	23	4	50	6	0
	OAKLAND	0	0	7.71	5	0	0	0	0	4.2	8	4	4	1	1	1	0	4	0	0
<b>ML Totals</b>		<b>0</b>	<b>0</b>	<b>7.71</b>	<b>5</b>	<b>0</b>	<b>0</b>	<b>0</b>	<b>0</b>	<b>4.2</b>	<b>8</b>	<b>4</b>	<b>4</b>	<b>1</b>	<b>1</b>	<b>1</b>	<b>0</b>	<b>4</b>	<b>0</b>	<b>0</b>

## CAREER TRANSACTIONS

**2004** — Selected by the Oakland Athletics organization in the 32nd round of the First-Year Player Draft.

## VS. THE AMERICAN LEAGUE

2008					CAREER									
ERA	W	L	S	G	IP	ER	vs. TEAM	ERA	W	L	S	G	IP	ER
9.00	0	0	0	1	1.0	1	Detroit	9.00	0	0	0	1	1.0	1
0.00	0	0	0	1	1.0	0	Los Angeles	0.00	0	0	0	1	1.0	0
10.13	0	0	0	3	2.2	3	Texas	10.13	0	0	0	3	2.2	3

## BALLPARK BREAKDOWN

	ERA	W	L	S	G	IP	ER
Coliseum	3.38	0	0	0	3	2.2	1
Comerica Park	9.00	0	0	0	1	1.0	1
Rangers Ballpark	18.00	0	0	0	1	1.0	2

## MONTHLY BREAKDOWN

2008					CAREER									
ERA	W	L	S	G	IP	ER	by MONTH	ERA	W	L	S	G	IP	ER
7.71	0	0	0	5	4.2	4	September	7.71	0	0	0	5	4.2	4

## FIELDING STATISTICS

## Pitcher

Year	Pct.	G	PO	A	E	TC	DP
2008	1.000	5	1	1	0	2	0
<b>Totals</b>	<b>1.000</b>	<b>5</b>	<b>1</b>	<b>1</b>	<b>0</b>	<b>2</b>	<b>0</b>

## PITCHING BREAKDOWN

2008					CAREER									
ERA	W	L	S	G	IP	ER	by CATEGORY	ERA	W	L	S	G	IP	ER
3.38	0	0	0	3	2.2	1	Home	3.38	0	0	0	3	2.2	1
13.50	0	0	0	2	2.0	3	Road	13.50	0	0	0	2	2.0	3
9.00	0	0	0	2	2.0	2	Day	9.00	0	0	0	2	2.0	2
6.75	0	0	0	3	2.2	2	Night	6.75	0	0	0	3	2.2	2
7.71	0	0	0	5	4.2	4	Grass	7.71	0	0	0	5	4.2	4
—	0	0	0	0	0.0	0	Turf	—	0	0	0	0	0.0	0
—	0	0	0	0	0.0	0	Pre-ASG	—	0	0	0	0	0.0	0
7.71	0	0	0	5	4.2	4	Post-ASG	7.71	0	0	0	5	4.2	4
—	0	0	0	0	0.0	0	Starter	—	0	0	0	0	0.0	0
7.71	0	0	0	5	4.2	4	Reliever	7.71	0	0	0	5	4.2	4

## GRAY'S CAREER BESTS

**Low Hit Complete Game:** None  
**Innings Pitched:** 1.0 (four times), last: September 24, 2008 at Texas  
**Strikeouts:** 2, September 8, 2008 at Detroit  
**Longest Winning Streak:** None  
**Longest Losing Streak:** None  
**Longest Scoreless Streak:** 1.1, September 11 to 12, 2008

## OAKLAND A'S RECENT EJECTIONS

Date	Player/Coach	Umpire	Date	Player/Coach	Umpire
August 21, 2008	Frank Thomas	Bill Hohn	April 16, 2006	Jay Payton	Ed Rapuano
June 24, 2008	Ty Van Burkleo	Jeff Nelson	Sept. 28, 2005	Mark Kotsay	Mike Everitt
June 22, 2008	Mark Ellis	Lance Barksdale	May 9, 2005	Ken Macha	Mark Carlson
June 22, 2008	Bob Geren	Lance Barksdale	June 16, 2004	Arthur Rhodes	Bruce Dreckman
Sept. 16, 2007	Nick Swisher	Chuck Meriwether	April 19, 2004	Mark Kotsay	Paul Emmel
August 23, 2007	Santiago Casilla	John Hirschbeck	Sept. 6, 2003	Terry Francona	Hunter Wendelstedt
August 18, 2007	Bob Geren	Mike Muchlinski	Sept. 2, 2003	Terrence Long	Marvin Hudson
July 8, 2007	Joe Blanton	Tim McClelland	August 17, 2002	Jim Mecir	Rob Drake
May 1, 2007	Bob Geren	Charlie Reliford	August 17, 2002	Art Howe	Rob Drake
Sept. 28, 2006	Milton Bradley	Wally Bell	July 27, 2002	Art Howe	Kerwin Danley
Sept. 22, 2006	Milton Bradley	Ron Kulpa	May 23, 2002	Mike Magnante	Bruce Froemming
August 9, 2006	Milton Bradley	Paul Schrieber	April 24, 2002	Rick Peterson	Ed Montague
July 25, 2006	Justin Duchscherer	Mark Wegner	August 26, 2001	Erik Hiljus	Chris Guccione
July 23, 2006	Frank Thomas	Adam Dowdy	August 7, 2001	Ramon Hernandez	Kerwin Danley
July 9, 2006	Gerald Perry	Eric Cooper	July 26, 2001	Cory Lidle	Paul Emmel
May 2, 2006	Jason Kendall	Dale Scott	May 16, 2001	Art Howe	Jeff Nelson