


RECORDS



Dave Stewart won 20 or more games in four consecutive seasons from 1987-90.

ATHLETICS YEAR-BY-YEAR

YEAR	POS.	W	L	PCT.	GA/GB	WILD CARD	MANAGER	HOME	ROAD
1901	4	74	62	.544	-9		Connie Mack	42-24	32-38
1902	***1	83	53	.610	+5		Connie Mack	56-17	27-36
1903	2	75	60	.556	-14½		Connie Mack	44-21	31-39
1904	5	81	70	.536	-12½		Connie Mack	47-31	34-39
1905	***1	92	56	.622	+2		Connie Mack	50-23	42-33
1906	4	78	67	.538	-12		Connie Mack	48-23	30-44
1907	2	88	57	.607	-1½		Connie Mack	50-20	38-37
1908	6	68	85	.444	-22		Connie Mack	46-30	22-55
1909	2	95	58	.621	-3½		Connie Mack	49-27	46-31
1910	****1	102	48	.680	+14½		Connie Mack	57-19	45-29
1911	****1	101	50	.669	+13½		Connie Mack	54-20	47-30
1912	3	90	62	.592	-15		Connie Mack	45-32	45-30
1913	****1	96	57	.627	+6½		Connie Mack	50-26	46-31
1914	***1	99	53	.651	+8½		Connie Mack	51-24	48-29
1915	8	43	109	.283	-58½		Connie Mack	20-55	23-54
1916	8	36	117	.235	-54½		Connie Mack	23-53	13-64
1917	8	55	98	.359	-44½		Connie Mack	29-47	26-51
1918	8	52	76	.406	-24		Connie Mack	35-32	17-44
1919	8	36	104	.257	-52		Connie Mack	21-49	15-55
1920	8	48	106	.312	-50		Connie Mack	25-50	23-56
1921	8	53	100	.346	-45		Connie Mack	28-47	25-53
1922	7	65	89	.422	-29		Connie Mack	38-39	27-50
1923	6	69	83	.454	-29		Connie Mack	34-41	35-42
1924	5	71	81	.467	-20		Connie Mack	36-39	35-42
1925	2	88	64	.579	-8½		Connie Mack	51-26	37-38
1926	3	83	67	.553	-6		Connie Mack	44-27	39-40
1927	2	91	63	.591	-19		Connie Mack	50-27	41-36
1928	2	98	55	.641	-2½		Connie Mack	52-25	46-30
1929	****1	104	46	.693	+18		Connie Mack	57-16	47-30
1930	****1	102	52	.662	+8		Connie Mack	58-18	44-34
1931	***1	107	45	.704	+13½		Connie Mack	60-15	47-30
1932	2	94	60	.610	-13		Connie Mack	51-26	43-34
1933	3	79	72	.523	-19½		Connie Mack	46-29	33-43
1934	5	68	82	.453	-31		Connie Mack	34-40	34-42
1935	8	58	91	.389	-34		Connie Mack	30-42	28-49
1936	8	53	100	.346	-49		Connie Mack	31-46	22-54
1937	7	54	97	.358	-46½		Connie Mack	27-50	27-47
1938	8	53	99	.349	-46		Connie Mack	28-47	25-52
1939	7	55	97	.362	-51½		Connie Mack	28-48	27-49
1940	8	54	100	.351	-36		Connie Mack	29-42	25-58
1941	8	64	90	.416	-37		Connie Mack	36-41	28-49
1942	8	55	99	.357	-48		Connie Mack	25-51	30-48
1943	8	49	105	.318	-49		Connie Mack	27-51	22-54
1944	5	72	82	.468	-17		Connie Mack	39-37	33-45
1945	8	52	98	.347	-34½		Connie Mack	39-35	13-63
1946	8	49	105	.318	-55		Connie Mack	31-46	18-59
1947	5	78	76	.506	-19		Connie Mack	39-38	39-38
1948	4	84	70	.545	-12½		Connie Mack	36-41	48-29
1949	5	81	73	.526	-16		Connie Mack	52-25	29-48
1950	8	52	102	.338	-46		Connie Mack	29-48	23-54
1951	6	70	84	.455	-28		Jimmie Dykes	38-41	32-43
1952	4	79	75	.513	-16		Jimmie Dykes	45-32	34-43
1953	7	59	95	.383	-41½		Jimmie Dykes	27-50	32-45
1954	8	51	103	.331	-60		Eddie Joost	29-47	22-56
Phila. Totals		3886	4248	.478				2146-1896	1740-2352
1955	6	63	91	.409	-33		Lou Boudreau	33-43	30-48
1956	8	52	102	.338	-45		Lou Boudreau	22-55	30-47
1957	7	59	94	.386	-38½		Lou Boudreau (36-67) Harry Craft (23-27)	37-40	22-54
1958	7	73	81	.474	-19		Harry Craft	43-34	30-47
1959	7	66	88	.429	-28		Harry Craft	37-40	29-48
1960	8	58	96	.377	-39		Bob Elliot	34-43	24-53

FRONT OFFICE
2009 ATHLETICS
REVIEW
RECORDS
HISTORY
OPPONENTS
PLAYER DEVELOPMENT
MISCELLANEOUS

YEAR	POS.	W	L	PCT.	GA/GB	WILD CARD	MANAGER	HOME	ROAD
1961	9t	61	100	.379	-47½		Joe Gordon (26-33) Hank Bauer (35-67)	33-47	28-53
1962	9	72	90	.444	-24		Hank Bauer	39-42	33-48
1963	8	73	89	.451	-31½		Ed Lopat	36-45	37-44
1964	10	57	105	.352	-42		Ed Lopat (17-35) Mel McGaha (40-70)	26-55	31-50
1965	10	59	103	.364	-43		Mel McGaha (5-21) Haywood Sullivan (54-82)	33-48	26-55
1966	7	74	86	.463	-23		Alvin Dark	42-39	32-47
1967	10	62	99	.385	-29½		Alvin Dark (52-69) Luke Appling (10-30)	37-44	25-55
K.C. Totals		829	1224	.404				452-575	377-649
1968	6	82	80	.506	-21		Bob Kennedy	44-38	38-42
1969	2	88	74	.543	-9		Hank Bauer (80-69) John McNamara (8-5)	49-32	39-42
1970	2	89	73	.549	-9		John McNamara	49-32	40-41
1971	**1	101	60	.627	+16		Dick Williams	46-35	55-25
1972	****1	93	62	.600	+5½		Dick Williams	48-29	45-33
1973	****1	94	68	.580	+6		Dick Williams	50-31	44-37
1974	****1	90	72	.556	+5		Alvin Dark	49-32	41-40
1975	**1	98	64	.605	+7		Alvin Dark	54-27	44-37
1976	2	87	74	.540	-2½		Chuck Tanner	51-30	36-44
1977	7	63	98	.391	-38½		Jack McKeon (26-27) Bobby Winkles (37-71)	35-46	28-52
1978	6	69	93	.426	-23		Bobby Winkles (24-15) Jack McKeon (45-78)	38-42	31-51
1979	7	54	108	.333	-34		Jim Marshall	31-50	23-58
1980	2	83	79	.512	-14		Billy Martin	46-35	37-44
1981	**1	64	45	.587	+5		Billy Martin	35-21	29-24
1982	5	68	94	.420	-25		Billy Martin	36-45	32-49
1983	4	74	88	.457	-25		Steve Boros	42-39	32-49
1984	4	77	85	.475	-7		Steve Boros (20-24) Jackie Moore (57-61)	44-37	33-48
1985	4	77	85	.475	-14		Jackie Moore	43-36	34-49
1986	3t	76	86	.469	-16		Jackie Moore (29-44) Jeff Newman (2-8) Tony La Russa (45-34)	47-36	29-50
1987	3	81	81	.500	-4		Tony La Russa	42-39	39-42
1988	****1	104	58	.642	+13		Tony La Russa	54-27	50-31
1989	****1	99	63	.611	+7		Tony La Russa	54-27	45-36
1990	****1	103	59	.636	+9		Tony La Russa	51-30	52-29
1991	4	84	78	.519	-11		Tony La Russa	47-34	37-44
1992	**1	96	66	.593	+6		Tony La Russa	51-30	45-36
1993	7	68	94	.420	-26		Tony La Russa	38-43	30-51
1994	2	51	63	.447	-1		Tony La Russa	24-32	27-31
1995	4	67	77	.465	-11½	7th (-12)	Tony La Russa	38-34	29-43
1996	3	78	84	.481	-12	t6th (-10)	Art Howe	40-41 ¹	38-43
1997	4	65	97	.401	-25	11th (-31)	Art Howe	35-46	30-51
1998	4	74	88	.457	-14	7th (-18)	Art Howe	39-42	35-46
1999	2	87	75	.537	-8	2nd (-7)	Art Howe	52-29	35-46
2000	**1	91	70	.565	+½	n/a	Art Howe	47-34	44-36
2001	*2	102	60	.630	-14	1st (+17)	Art Howe	53-28	49-32
2002	**1	103	59	.636	+4	n/a	Art Howe	54-27	49-32
2003	**1	96	66	.593	+3	n/a	Ken Macha	57-24	39-42
2004	2	91	71	.562	-1	2nd (-7)	Ken Macha	52-29	39-42
2005	2	88	74	.543	-7	3rd (-7)	Ken Macha	45-36	43-38
2006	**1	93	69	.574	+4	n/a	Ken Macha	49-32	44-37
2007	3	76	86	.469	-18	-18	Bob Geren	40-41	36-45
2008	3	75	86	.466	-24½	-19½	Bob Geren	43-38 ²	32-48
Oakland Totals		3399	3112	.522				1842-1416	1557-1696
Athletics Totals		8114	8584	.486				4440-3887	3674-4697

* American League Wild Card Champions (1 time)

** American League Western Division Champions (14 times)

*** American League Champions (15 times: Oakland 6 times, Philadelphia 9 times)

**** World Champions (9 times: Oakland 4 times, Philadelphia 5 times)

¹ includes 2-4 record at Las Vegas² includes 1-1 record at Tokyo

ATHLETICS VS. THE AMERICAN LEAGUE

YEAR	BAL	BOS	CAL	CHI	CLE	DET	MIL	MIN	NY	STL	WAS	TOTAL
1901	8-12	10-10		8-12	14-6	9-7	14-6				11-9	74-62
1902	13-6	11-9		10-10	12-8	16-4				9-10	12-6	83-53
1903		6-13		14-6	11-9	9-11			8-10	11-8	16-3	75-60
1904		9-13		14-8	10-11	12-10			9-12	11-10	16-6	81-70
1905		15-7		12-9	15-7	13-9			11-8	15-7	11-9	92-56
1906		14-8		9-12	10-12	13-6			8-13	9-11	15-5	78-67
1907		14-8		12-10	14-8	8-11			9-10	14-6	17-4	88-57
1908		12-10		9-13	6-16	8-14			14-8	8-13	11-11	68-85
1909		11-10		10-12	13-9	14-8			14-8	14-8	19-3	95-58
1910		18-4		14-8	14-7	13-9			12-9	17-5	14-6	102-48
1911		13-9		11-9	17-5	10-12			15-6	20-2	15-7	101-50
1912		7-15		10-12	14-8	13-9			17-5	16-6	13-7	90-62
1913		11-11		11-11	13-9	15-7			17-5	15-6	14-8	96-57
1914		9-12		17-5	19-3	12-9			14-8	15-7	13-9	99-53
1915		5-17		3-19	7-15	5-17			9-11	6-16	8-14	43-109
1916		6-16		4-18	4-18	4-18			7-15	5-17	6-15	36-117
1917		3-18		7-15	6-16	10-12			7-15	11-11	11-11	55-98
1918		6-13		10-11	7-13	11-9			4-8	8-10	6-12	52-76
1919		6-14		3-17	4-16	6-14			2-18	7-13	8-12	36-104
1920		9-13		6-16	6-16	10-12			3-19	8-14	6-16	48-106
1921		10-12		8-14	7-15	7-14			5-17	5-17	11-11	53-100
1922		12-10		10-12	11-11	6-16			5-17	9-13	12-10	65-89
1923		7-13		12-10	10-12	10-12			6-16	9-13	15-7	69-83
1924		10-12		11-11	11-11	11-11			8-12	13-9	7-15	71-81
1925		17-5		14-8	11-11	14-8			13-9	12-10	7-13	88-64
1926		14-8		15-6	8-14	11-11			13-9	15-7	7-12	83-67
1927		16-6		14-8	12-10	13-9			8-14	16-6	12-10	91-63
1928		18-3		16-6	16-6	14-8			6-16	16-6	12-10	98-55
1929		18-4		13-9	14-7	18-4			14-8	11-10	16-4	104-46
1930		18-4		16-6	15-7	15-7			12-10	16-6	10-12	102-52
1931		16-4		19-3	18-4	18-4			11-11	14-8	11-11	107-45
1932		18-4		15-7	12-10	15-7			8-14	16-6	10-12	94-60
1933		8-14		10-12	16-6	11-11			9-12	14-6	11-11	79-72
1934		9-12		13-9	9-13	10-12			7-15	9-12	11-9	68-82
1935		6-16		10-12	10-12	5-14			6-14	11-11	10-12	58-91
1936		9-13		7-15	9-13	5-17			6-16	11-10	6-16	53-100
1937		3-17		7-15	9-13	8-14			8-14	11-11	8-13	54-97
1938		8-14		10-12	4-18	8-14			5-16	12-9	6-16	53-99
1939		4-18		11-11	4-18	11-11			4-18	13-9	8-12	55-97
1940		4-18		6-16	8-14	11-11			9-13	8-14	8-14	54-100
1941		6-16		12-10	7-15	9-13			8-14	11-11	11-11	64-90
1942		8-14		10-12	6-16	9-13			6-16	6-16	10-12	55-99
1943		11-11		4-18	6-16	9-13			6-16	8-14	5-17	49-105
1944		11-11		13-9	10-12	11-11			9-13	9-13	9-13	72-82
1945		8-14		10-12	6-12	7-15			6-16	10-12	5-17	52-98
1946		5-17		10-12	7-15	5-17			6-16	10-12	6-16	49-105
1947		12-10		11-11	11-11	11-11			9-13	13-9	11-11	78-76
1948		10-12		16-6	6-16	10-12			10-12	18-4	14-8	84-70
1949		8-14		16-6	13-9	8-14			8-14	12-10	16-6	81-73
1950		3-19		11-11	5-17	5-17			7-15	8-14	13-9	52-102
1951		7-15		13-9	6-16	9-13			9-13	14-8	12-10	70-84
1952		10-12		11-11	9-13	17-5			9-13	14-8	9-13	79-75
1953		7-15		12-10	3-19	11-11			5-17	13-9	8-14	59-95
1954	12-10	7-15		5-17	4-18	9-13			4-18		10-12	51-103
1955	12-10	8-14		8-14	5-17	10-12			7-15		13-9	63-91
1956	7-15	10-12		8-14	5-17	6-16			4-18		12-10	52-102
1957	5-16	6-16		8-14	11-11	14-8			3-19		12-10	59-94
1958	10-12	10-12		10-12	12-10	10-12			9-13		12-10	73-81
1959	14-8	11-11		10-12	7-15	7-15			5-17		12-10	66-88
1960	9-13	9-13		7-15	7-15	12-10			7-15		7-15	58-96

YEAR	BAL	BOS	CHI	CLE	DET	KC	LAA	MIL	MIN	NYG	SEA	SEAP	TB	TEX	TOR	WAS	TOT.
1961	5-13	8-10	4-14	9-8	6-12		9-9		7-11	4-14						9-9	61-100
1962	8-10	8-10	9-9	7-11	6-12		6-12		8-10	5-13						15-3	72-90
1963	9-9	11-7	6-12	7-11	5-13		10-8		9-9	6-12						10-8	73-89
1964	5-13	6-12	2-16	8-10	7-11		6-12		9-9	6-12						8-10	57-105
1965	7-11	7-11	5-13	9-9	5-13		5-13		8-10	7-11						6-12	59-103
1966	5-11	9-9	5-13	12-6	12-6		9-9		8-10	5-13						9-9	74-86
1967	8-10	6-12	10-8	7-11	6-12		4-14		8-10	7-11						6-11	62-99
1968	9-9	10-8	8-10	12-6	5-13		13-5		10-8	8-10						7-11	82-80
1969	4-8	8-4	10-8	7-5	5-7	10-8	12-6		5-13	6-6		13-5				8-4	88-74
1970	5-7	5-7	16-2	5-7	6-6	11-7	10-8	10-8	5-13	6-6						10-2	89-73
1971	4-7	9-3	7-11	8-4	8-4	13-5	11-7	15-3	10-8	7-5					9-3	101-60	
1972	6-6	3-9	8-7	10-2	8-4	11-7	10-8	8-4	9-8	9-3			11-4				93-62
1973	7-5	8-4	12-6	9-3	5-7	10-8	12-6	8-4	4-14	8-4			11-7				94-68
1974	6-6	4-8	11-7	7-5	7-5	10-8	12-6	7-5	13-5	5-7			8-10				90-72
1975	8-4	6-6	9-9	10-2	6-6	11-7	11-7	7-5	12-6	6-6			12-6				98-64
1976	8-4	8-4	9-8	8-4	6-6	9-9	12-6	7-5	7-11	6-6			7-11				87-74
1977	2-8	3-8	5-10	3-7	5-5	6-9	10-5	5-5	6-8	2-9	7-8		2-13	7-3			63-98
1978	0-11	5-5	8-7	6-4	4-6	5-10	6-9	1-9	6-9	2-8	13-2		6-9	7-4			69-93
1979	4-8	3-9	4-9	4-8	5-7	4-9	3-10	6-6	4-9	3-9	8-5		2-11	4-8			54-108
1980	5-7	3-9	7-6	6-6	6-6	7-6	10-3	5-7	7-6	4-8	8-5		7-6	8-4			83-79
1981	5-7	5-7	6-7	2-3	2-1	3-3	8-2	2-4	8-2	3-4	6-1		4-2	10-2			64-45
1982	5-7	4-8	4-9	8-4	3-9	6-7	4-9	5-7	10-3	5-7	6-7		5-8	3-9			68-94
1983	4-8	4-8	5-8	5-7	6-6	6-7	8-5	6-6	9-4	4-8	9-4		2-11	6-6			74-88
1984	6-6	5-7	7-6	5-7	3-9	8-5	6-7	8-4	5-8	4-8	8-5		8-5	4-8			77-85
1985	5-7	4-8	5-8	9-3	4-8	5-8	7-6	9-3	5-8	5-7	8-5		6-7	5-7			77-85
1986	7-5	5-7	6-7	2-10	6-6	5-8	3-10	7-5	7-6	7-5	10-3		3-10	8-4			76-86
1987	5-7	8-4	4-9	8-4	7-5	8-5	7-6	6-6	3-10	7-5	5-8		6-7	7-5			81-81
1988	8-4	9-3	8-5	8-4	8-4	5-8	9-4	9-3	8-5	6-6	9-4		8-5	9-3			104-58
1989	7-5	5-7	8-5	10-2	8-4	6-7	8-5	7-5	7-6	9-3	9-4		8-5	7-5			99-63
1990	8-4	8-4	5-8	8-4	6-6	9-4	7-5	7-6	12-0	9-4			8-5	7-5			103-59
1991	9-3	4-8	6-7	7-5	8-4	7-6	12-1	4-8	5-8	6-6	6-7		4-9	6-6			84-78
1992	6-6	7-5	8-5	6-6	6-6	9-4	8-5	5-7	8-5	6-6	12-1		9-4	6-6			96-66
1993	2-10	3-9	6-7	4-8	4-8	7-6	7-6	5-7	5-8	6-6	9-4		5-8	5-7			68-94
1994	5-7	3-9	3-6	0-6	4-5	3-7	6-3	1-4	5-2	5-7	4-3		7-3	5-1			51-63
1995	7-5	4-8	5-7	0-7	3-2	8-5	7-6	2-7	7-5	9-4	7-6		5-8	3-7			67-77
1996	4-9	5-8	7-5	6-6	8-4	7-5	7-6	5-7	7-6	3-9	8-5		7-6	4-8			78-84
1997	3-8	4-7	3-8	4-7	4-7	8-3	1-11	6-5	4-7	5-6	5-7		5-7	6-5			58-88
1998	3-8	2-9	7-4	8-3	4-7	4-7	7-5		7-4	3-8	5-7		5-6	6-6	5-6		66-80
1999	7-5	6-4	7-3	2-10	6-4	6-6	4-8		5-7	4-6	6-6		9-1	5-7	8-2		75-69
2000	8-4	5-5	3-6	6-6	4-6	8-4	8-5		7-5	3-6	9-4		7-2	5-7	7-3		80-63
2001	7-2	5-4	8-1	3-4	6-1	6-3	14-6		4-5	6-3	9-10		7-2	9-10	6-3		90-54
2002	5-4	3-6	7-2	5-2	6-1	8-1	11-9		6-3	4-5	8-11		8-1	13-6	3-6		87-57
2003	7-2	4-3	5-4	6-3	6-3	7-2	12-8		1-8	6-3	7-12		6-3	15-4	5-2		87-57
2004	7-0	1-8	7-2	3-6	5-4	7-2	9-10		5-2	2-7	11-8		7-2	11-9	6-3		81-63
2005	6-4	4-6	7-2	3-6	5-1	4-2	9-10		6-4	2-7	12-6		4-5	11-8	5-5		78-66
2006	4-2	7-3	3-3	6-3	4-5	5-4	8-11		4-6	6-3	17-2		6-3	9-10	6-4		85-59
2007	4-4	4-4	5-4	4-6	6-4	4-6	10-9		2-5	4-2	5-14		4-6	9-10	5-4		66-78
2008	5-0	4-6	4-5	4-5	6-3	3-6	9-10		5-5	1-5	10-9		3-6	7-12	4-6		65-78
Totals		849-1040	872-1003	279-234	186-159	756-1105								363-358		7991-8495	
	963-913	950-1008	892-968	399-350	964-976	265-187	66-37	187-157									

Note: Baltimore record also includes Milwaukee Brewers (1901) and St. Louis Browns (1902-53). Minnesota record includes Washington Senators (1901-60). New York record includes Baltimore Orioles (1901-02). Milwaukee record includes Seattle Pilots (1969). Texas record includes Washington Senators (1961-71).

10 OR MORE RUNS IN AN INNING IN OAKLAND HISTORY

Runs	Opponent	Inning	Date	Runs	Opponent	Inning	Date
13	California	B-1	July 5, 1996	10	Seattle	B-3	June 23, 1992
10	Milwaukee	B-4	May 9, 1972	10	at Kansas City	T-3	June 18, 2000
10	at New York	T-5	August 29, 1989				

ATHLETICS VS. THE NATIONAL LEAGUE

YEAR	ARI	ATL	CHI	CIN	COL	FLA	HOU	LA	MIL	NYM	PHI	PIT	STL	SD	SF	WAS	TOTAL
1997					1-3			1-3						3-1	2-2		7-9
1998	2-1				1-2			1-2						2-1	2-2		8-8
1999	2-1				3-0			3-0						1-2	3-3		12-6
2000	2-1				1-2			2-1						3-0	3-3		11-7
2001	3-0				3-0			2-1						2-1	2-4		12-6
2002				3-0			3-0		3-0						4-2		16-2
2003		1-2				1-2					1-2				3-3	3-0	9-9
2004			1-2	3-0								3-0	0-3		3-3		10-8
2005		2-1								2-1	2-1				4-2	0-3	10-8
2006	0-3				1-2			3-0						1-2	3-3		8-10
2007				2-1			2-1			0-3			1-2		5-1		10-8
2008	1-2	1-2				2-1					2-1				4-2		10-8
Totals	10-8	4-5	1-2	8-1	10-9	3-3	5-1	12-7	3-0	2-4	5-4	6-0	1-5	12-7	38-30	3-3	123-89

Note: Washington record also includes Montreal Expos (2003).

ATHLETICS IN DIVISIONAL PLAY

YEAR	A.L. WEST			A.L. CENTRAL			A.L. EAST			NATIONAL LEAGUE		
	HOME	ROAD	TOTAL	HOME	ROAD	TOTAL	HOME	ROAD	TOTAL	HOME	ROAD	TOTAL
1969	26-19	24-21	50-40				23-13	15-21	38-34			
1970	27-18	25-20	52-38				22-14	15-21	37-35			
1971	24-21	32-13	56-34				22-14	23-12	45-26			
1972	28-13	21-21	49-34				20-16	24-12	44-28			
1973	26-19	23-22	49-41				24-12	21-15	45-27			
1974	31-14	23-22	54-36				18-18	18-18	36-36			
1975	32-13	23-22	55-35				22-14	21-15	43-29			
1976	27-18	17-27	44-45				24-12	19-17	43-29			
1977	23-22	13-31	36-53				12-24	15-21	27-45			
1978	23-21	21-25	44-46				15-21	10-26	25-47			
1979	15-24	10-29	25-53				16-26	13-29	29-55			
1980	25-14	21-18	46-32				21-21	16-26	37-47			
1981	15-11	20-6	35-17				20-10	9-18	29-28			
1982	19-20	16-23	35-43				17-25	16-26	33-51			
1983	22-17	17-22	39-39				20-22	15-27	35-49			
1984	25-14	17-22	42-36				19-23	16-26	35-49			
1985	21-16	15-26	36-42				22-20	19-23	41-43			
1986	18-20	15-24	33-44				29-16	14-26	43-42			
1987	17-22	16-23	33-45				25-17	23-19	48-36			
1988	24-15	23-16	47-31				30-12	27-15	57-27			
1989	25-14	21-18	46-32				29-13	24-18	53-31			
1990	22-17	25-14	47-31				29-13	27-15	56-28			
1991	25-14	15-24	40-38				22-20	22-20	44-40			
1992	29-10	25-14	54-24				22-20	20-22	42-42			
1993	20-19	19-20	39-39				18-24	11-31	29-55			
1994	8-5	9-4	17-9	5-14	7-11	12-25	11-13	11-16	22-29			
1995	13-7	6-13	19-20	11-15	11-16	22-31	14-12	12-14	26-26			
1996	11-9	11-8	22-17	18-12	14-17	32-29	11-20	13-18	24-38			
1997	5-13	6-12	11-25	13-14	12-16	25-30	13-15	9-18	22-33	4-4	3-5	7-9
1998	9-9	9-9	18-18	16-12	14-13	30-25	10-17	8-20	18-37	4-4	4-4	8-8
1999	11-7	4-14	15-21	16-10	10-20	26-30	17-11	17-7	34-18	8-1	4-5	12-6
2000	13-6	9-10	22-16	13-17	15-10	28-27	14-9	16-11	30-20	7-2	4-5	11-7
2001	16-13	16-13	32-26	9-7	18-7	27-14	21-6	10-8	31-14	7-2	5-4	12-6
2002	19-10	13-16	32-26	19-6	13-3	32-9	8-10	15-12	23-22	8-1	8-1	16-2
2003	20-9	14-15	34-24	12-6	13-14	25-20	19-6	9-7	28-13	6-3	3-6	9-9
2004	17-12	14-15	31-27	16-8	11-8	27-16	12-7	11-13	23-20	7-2	3-6	10-8
2005	15-14	17-10	32-24	13-8	12-7	25-15	10-12	11-15	21-27	7-2	3-6	10-8
2006	16-12	18-11	34-23	14-8	8-13	22-21	15-7	14-8	29-15	4-5	4-5	8-10
2007	12-16	12-17	24-33	14-11	7-14	21-25	9-10	12-10	21-20	5-4	5-4	10-8
2008	14-14	12-17	26-31	13-9	9-15	22-24	11-11	6-12	17-23	5-4	5-4	10-8
Totals	788-581	667-707	1455-1288	202-157	174-184	376-341	736-606	627-708	1363-1314	72-34	51-55	123-89

OAKLAND A'S MONTH-BY-MONTH

Year	March	April	May	June	July	August	September	October
1968	-	8-10	13-14	17-12	15-15	16-17	13-12	-
1969	-	11-8	12-13	17-9	18-11	16-15	13-17	1-1
1970	-	8-12	17-11	17-10	15-12	13-17	18-11	1-0
1971	-	17-8	16-10	17-8	14-13	23-8	14-13	-
1972	-	7-4	18-8	18-11	16-15	14-13	18-10	2-1
1973	-	9-11	15-13	18-11	17-12	20-7	15-14	-
1974	-	10-10	17-11	14-14	20-8	15-14	14-13	0-2
1975	-	12-8	16-10	20-9	18-11	15-16	17-10	-
1976	-	9-8	12-17	15-13	17-11	17-12	16-11	1-2
1977	-	12-9	10-15	10-17	10-19	10-18	11-18	0-2
1978	-	16-5	11-15	11-18	17-13	7-21	7-20	0-1
1979	-	8-14	9-19	5-24	8-20	14-15	10-16	-
1980	-	12-8	13-13	7-21	19-10	14-14	16-11	2-2
1981	-	18-3	13-17	6-3	-	10-9	15-12	2-1
1982	-	11-11	12-16	10-18	11-15	14-15	9-17	1-2
1983	-	11-9	11-16	14-15	12-17	17-13	8-16	1-2
1984	-	14-10	9-17	15-14	10-18	14-14	15-12	-
1985	-	9-12	13-12	17-10	13-14	15-14	8-20	2-3
1986	-	11-10	12-16	7-22	14-12	17-11	13-13	2-2
1987	-	9-14	15-10	16-11	12-15	15-14	12-15	2-2
1988	-	16-7	19-8	13-14	16-12	20-9	19-7	1-1
1989	-	18-8	16-10	13-14	16-10	18-11	17-10	1-0
1990	-	14-5	18-9	15-12	17-14	18-9	20-8	1-2
1991	-	13-7	15-12	13-15	15-12	15-14	11-15	2-3
1992	-	14-8	13-14	18-9	15-11	19-10	15-12	2-2
1993	-	7-11	12-16	12-14	12-17	9-21	15-13	1-2
1994	-	7-17	8-19	17-9	15-11	4-7	-	-
1995	-	1-4	16-12	16-12	8-20	17-12	9-16	0-1
1996	-	13-12	11-16	14-15	17-10	11-19	12-12	-
1997	-	13-13	9-21	12-15	8-19	11-16	12-13	-
1998	-	12-14	10-17	15-13	11-16	15-15	11-13	-
1999	-	10-14	17-10	10-16	16-10	19-10	13-14	2-1
2000	-	12-13	15-13	18-7	13-14	11-16	21-7	1-0
2001	-	8-17	18-9	12-15	19-8	22-7	17-4	6-0
2002	-	15-11	10-17	21-7	15-12	24-4	18-8	-
2003	-	17-10	14-13	15-12	16-11	20-9	14-11	-
2004	-	11-12	15-11	17-10	15-12	20-8	12-16	1-2
2005	-	12-12	7-20	19-8	20-6	17-11	11-17	2-0
2006	-	12-12	12-17	18-8	14-13	21-6	15-13	1-0
2007	-	12-13	14-13	15-13	9-18	17-12	9-17	-
2008	1-1	16-11	12-15	16-10	8-17	10-20	12-12	-
Totals	1-1	475-415	545-565	590-518	571-534	634-523	545-519	38-37

FRANCHISE MONTHLY BESTS

Wins

26	July, 1931
25	July, 1928
24	August, 2002
24	July, 1929
23	August, 1971
23	May, 1931
23	July, 1930
23	August, 1914
22	five times

Losses

28	July, 1916
27	September, 1940
27	September, 1915
26	August, 1960
26	August, 1945
26	August, 1943
25	July, 1936
25	August, 1938
24	June, 1979
24	June, 1920

Highest Winning Pct.

.857 (24-4)	August, 2002
.857 (18-3)	April, 1981
.852 (23-4)	May, 1931
.821 (23-5)	August, 1914
.815 (22-5)	May, 1929
.810 (17-4)	Sept., 2001
.800 (20-5)	May, 1910
.788 (26-7)	July, 1931
.778 (21-6)	Sept., 1911
.778 (21-6)	August, 2006

Lowest Winning Pct.

.067 (2-28)	July, 1916
.077 (1-12)	April, 1951
.103 (3-26)	August, 1943
.130 (3-20)	July, 1938
.136 (3-19)	June, 1916
.143 (4-24)	June, 1920
.156 (5-27)	Sept., 1915
.167 (4-20)	August, 1915
.167 (2-10)	April, 1966
.167 (2-10)	April, 1935

ATHLETICS FRANCHISE RECORDS

TEAM GENERAL

Most Games Won

Season	107 (1931)
Home	60 (1931)
Road	55 (1971)
Consecutive	20* (August 13 to September 4, 2002)
Consecutive, Home	22 (July 15-August 31, 1931)
Consecutive, Road	14 (May 3-30, 1931)
vs. One Team	20 (St. Louis, 1911)
by Shutout	27 (1907, 1909)
by One Run	33 (2004)
Month	26 (July, 1931)

Most Games Lost

Season	117* (1916)
Home	55 (1956, 1964)
Road	64* (1916)
Consecutive	20 (1916, 1943)
Consecutive, Home	13 (May 27-July 6, 1920)
Consecutive, Road	22 (July 11-August 23, 1943)
vs. One Team	19 (five times. Last: New York, 1957)
by Shutout	24 (1943)
Fewest lost by shutout	2 (1902, 1931 and 1932)
by One Run	40 (1908)
Month	28 (July, 1916)

Most Games

Season	163 (1964, 1968)
Shutout	41 (1909)
One Run	65 (1908)
Month	40 (August, 1938)

Highest Winning Percentage

Season	.704 (1931)
Home	.800 (1931)
Road	.688 (1971)
Shutout Games	.857 (1931, 12-2)
One-Run Games	.698 (1928, 30-13)
Month	.857 (August, 2002; 24-4)
	.857 (April, 1981; 18-3)
Homestand (min. 6 games)	1.000 (August 23-29, 2004; 7-0)
	1.000 (September 3-10, 2001; 7-0)
	1.000 (May 4-12, 1948; 7-0)
	1.000 (nine times, last: June 13-18, 2006; 6-0)
Roadtrip (min. 6 games)	1.000 (May 9-21, 1931; 11-0)
	1.000 (August 19-28, 2002; 10-0)
	1.000 (April 9-16, 1981; 8-0)

Lowest Winning Percentage

Season	.235* (1916)
Home	.267 (1915)
Road	.169 (1916)
Shutout Games	.045 (1919, 1-21)
One-Run Games	.256 (1916, 11-32)
Month	.067 (July, 1916; 2-28)
Homestand (min. 6 games)	.000 (August 10-16, 1956; 0-6)
	.000 (July 5-11, 1937; 0-6)
	.000 (September 27-October 2, 1920; 0-6)
Road Trip (min. 6 games)	.000 (13 times. Most losses: 0-9, September 22-October 1, 1995)

Most Players Used

Season	56 (1915)
Pitchers, Season	27 (1915)

Game, Extra Innings	.30^ (vs. Chicago, September 19, 1972; 15 inn.)
Pitchers, Extra Innings	.9 (vs. Seattle, September 20, 1997; 15 inn.)

Fewest Players Used

Season	19 (1905)
Pitchers, Season	7 (1905)

Length of Game

Most Innings	24 (at Boston, September 1, 1906)
	24 (vs. Detroit, July 21, 1945)
Longest Time, 9 innings	4:15 (at Tampa Bay, May 31, 2002)

Left On Base

Season, Most	1274 (2004)
Season, Fewest	.925^ (1957)
Extra Inning Game, Fewest	0^ (New York, June 22, 1929; 14 inn.)

Scoring Margin

Victory	22 (vs. Detroit, May 18, 1912; 24-2)
Shutout Victory	16 (vs. Chicago, July 25, 1928)
	16 (vs. Chicago, August 29, 1937)
	16 (vs. Chicago, May 23, 1959)
	16 (vs. San Francisco, June 26, 2005)
Defeat	23 (vs. Chicago, April 23, 1955; 6-29)
	23 (vs. New York, May 24, 1936; 2-25)
Shutout Defeat	.21* (New York, August 13, 1939)
Largest Deficit Overcome to Win	12^ (vs. Cleveland, June 15, 1925)

Errors

Season, Most	338 (1915)
Season, Fewest	.84 (2006)
Consecutive Games, No Errors	12 (June 3-15, 2002)

Double Plays Turned

Most, Season	217^ (1949)
Game	6 (several times. Last: at Chicago, May 17, 1995)

TEAM BATTING

Batting Average

Highest	.307 (1925)
Lowest	.223 (1908)

Slugging Percentage

Highest	.458 (2000)
Lowest	.292 (1908)

On-Base Percentage

Highest	.372 (1927)
Lowest	.281 (1908)

Most At Bats

Season	5728 (2004)
--------	-------------

Most Runs

Season	981 (1932)
Game	24 (vs. Detroit, May 18, 1912)
	24 (vs. Boston, May 1, 1929)
Game, loss	16 (at Texas, May 5, 2000; 16-17)
Game, both clubs	36* (Boston, June 29, 1950; 14-22)
Inning	13 (vs. California, July 5, 1996; 1st)
	13 (vs. Chicago, April 21, 1956; 2nd)
	13 (vs. Cleveland, June 15, 1925; 8th)

Home Runs Allowed

Most, Season220 (1964)
 Most, Game8 (vs. New York, June 28, 1939)
 Most, Inning5^ (vs. Minnesota, June 9, 1966; 7th inn.)
 Most Grand Slams, Season8 (1993, 1999)
 Fewest, Season8 (1910)
 Fewest Grand Slams, Season0^ (17 times. Last: 2003)

Hit Batters

Most, Season81 (1911)
 Fewest, Season9 (1931)

Wild Pitches

Most, Season72 (1979)
 Most, Game4 (several times.
 Last: vs. Anaheim, September 24, 1998)
 Fewest, Season13 (1946)

INDIVIDUAL BATTING

Highest Batting Average

Career356 (Al Simmons, 1924-32, 40-41, 44)
 Season, Right Hander426^ (Nap Lajoie, 1901)
 Season, Left Hander365 (Eddie Collins, 1911)
 Season, Switch Hitter303 (Dave Philley, 1953)
 Season, Pinch Hitter (min. 30 at bats) .452 (Elmer Valo, 1955)
 Season, Designated Hitter328 (Erubiel Durazo, 2004)
 Season, Rookie334 (Socks Seybold, 1901)

Highest Slugging Percentage

Career640 (Jimmie Foxx, 1925-35)
 Season, Right Hander749^ (Jimmie Foxx, 1932)
 Season, Left Hander660 (Jason Giambi, 2001)
 Season, Switch Hitter493 (Nick Swisher, 2006)
 Season, Rookie618^ (Mark McGwire, 1997)

Highest On-Base Percentage

Career440 (Jimmie Foxx, 1925-35)
 Season, Left Hander477 (Jason Giambi, 2001)
 Season, Right Hander469 (Jimmie Foxx, 1932)
 Season, Switch Hitter381 (Nick Swisher, 2007)
 Season, Rookie414 (Ferris Fain, 1947)

Most Games Played

Career1795 (Bert Campaneris, 1964-76)
 Season162 (Miguel Tejada, 2001, 2002 and 2003)
 162 (Terrence Long, 2001 and 2002)
 162 (Alfredo Griffin, 1985 and 1986)
 162 (Sal Bando, 1968, 1969 and 1973)
 162 (Norm Siebern, 1962)
 Season, Rookie160 (Phil Garner, 1975)
 Consecutive594 (Miguel Tejada,
 June 2, 2000 to September 28, 2003)

Most At Bats

Career7180 (Bert Campaneris, 1964-76)
 Season670 (Al Simmons, 1932)
 Season, Rookie611 (Dick Howser, 1961)
 Game11 (Irv Hall vs. Detroit, July 21, 1945)

Most Runs

Career1270 (Rickey Henderson, 1979-84, 89-95, 98)
 Season152 (Al Simmons, 1930)
 Season, Rookie108 (Dick Howser, 1961)
 Game5 (several times. Last:
 Luis Polonia at Kansas City, September 9, 1988)

Most Hits

Career1882 (Bert Campaneris, 1964-76)
 Season, Right Hander253^ (Al Simmons, 1925)
 Season, Left Hander214 (Doc Cramer, 1935)
 Season, Switch Hitter188 (Dave Philley, 1953)
 Season, Rookie183 (Al Simmons, 1924)
 Game6^ (Danny Murphy, July 8, 1902)
 6^ (Jimmie Foxx, May 30, 1930; first game, 13 inn.)
 6^ (Roger Cramer, June 20, 1932)
 6^ (Jimmie Foxx, July 10, 1932; 18 inn.)
 6^ (Bob Johnson, June 16, 1934; second game, 11 inn.)
 6^ (Roger Cramer, July 13, 1935)
 6^ (Joe DeMaestri, July 8, 1955; 11 inn.)
 Consecutive8 (several times.
 Last: Dave Magadan, August 26-30, 1997)
 Hitting Streak29 (Billy Lamar, May 30-June 29, 1925)

Most Singles

Career1472 (Bert Campaneris, 1964-76)
 Season174 (Al Simmons, 1925)
 Season, Rookie135 (Al Simmons, 1924)
 Game6^ (Roger Cramer, June 20, 1932)
 6^ (Joe DeMaestri, July 8, 1955; 11 inn.)

Most Doubles

Career365 (Jimmy Dykes, 1918-32)
 Season53 (Al Simmons, 1926)
 Season, Rookie44 (Bob Johnson, 1933)
 Game4^ (Frankie Hayes, July 25, 1936)

Most Triples

Career102 (Danny Murphy, 1902-13)
 Season21 (Frank Baker, 1912)
 Season, Rookie19^ (Frank Baker, 1909)
 Game3^ (Bert Campaneris vs.
 Cleveland, August 29, 1967; 10 inn.)

Most Home Runs

Career363 (Mark McGwire, 1986-97)
 Career, Pinch Hit5 (Gus Zernial, 1951-57)
 5 (Jeff Burroughs, 1982-84)
 5 (Terry Steinbach, 1986-96)
 5 (Mark McGwire, 1986-97)
 5 (Mike Aldrete, 1993-95)
 Career, Designated Hitter98 (Dave Kingman, 1984-86)
 Career, Grand Slams9 (Jimmie Foxx, 1925-35)
 9 (Sam Chapman, 1938-41, 45-51)
 9 (Gus Zernial, 1951-57)
 9 (Mark McGwire, 1986-97)
 Career, Inside The Park18 (Danny Murphy, 1902-13)
 Career, Leadoff43 (Rickey Henderson,
 1979-84, 89-95, 98)
 Season, Right Hander58^ (Jimmie Foxx, 1932)
 Season, Left Hander47 (Reggie Jackson, 1969)
 Season, Switch Hitter35 (Nick Swisher, 2006)
 Season, Pinch Hitter4 (Jeff Burroughs, 1982)
 Season, Designated Hitter39 (Frank Thomas, 2006)
 Season, Grand Slams4 (Jason Giambi, 2000)
 Season, Inside The Park4 (Danny Murphy, 1904)
 Season, Leadoff7 (Rickey Henderson, 1993)
 Season, Rookie49^ (Mark McGwire, 1987)
 Season, Home31 (Jimmie Foxx, 1932)
 31 (Jimmie Foxx, 1933)
 Season, Road28 (Mark McGwire, 1987)
 28 (Mark McGwire, 1996)
 28 (Jose Canseco, 1991)
 Month15 (Bob Johnson, June, 1934)
 15 (Mark McGwire, May, 1987)

Game	3 (25 times. Last: Erubiel Durazo at Baltimore, August 18, 2004)
Game, Both Sides of Plate	eight times, last: Nick Swisher (September 9, 2007 at Texas)
Two Consecutive Games	5 ^A (Mark McGwire, June 27-28, 1987) 5 ^A (Mark McGwire, June 10-11, 1995)
Inning	2 ^A (Mark McGwire at Seattle, September 22, 1996; 5th inn.)
Consecutive Games With Home Run	6 (Frank Thomas, September 5-11, 2006)
Consecutive At Bats With Home Run	4 ^A (Jimmie Foxx vs. Washington and N.Y., June 7-8, 1933) (Mike Epstein vs. Washington, June 15-16, 1971)
Home Run, First Major League At Bat	.five times: (Ace Parker, April 30, 1937 vs. Boston) (Gene Hasson, September 9, 1937 vs. Washington, G#1) (Bert Campaneris, July 23, 1964 vs. Minnesota) (Joe Keough, August 7, 1968 at New York, G#2) (Terry Steinbach, September 12, 1986 at Cleveland)

Most Runs Batted In

Career	1178 (Al Simmons, 1924-32, 40-41, 44)
Season, Right Hander	169 (Jimmie Foxx, 1932)
Season, Left Hander	137 (Jason Giambi, 2000)
Season, Switch Hitter	101 (Ruben Sierra, 1993)
Season, Designated Hitter	114 (Frank Thomas, 2006)
Season, Rookie	118 (Mark McGwire, 1987)
Game	10 (Reggie Jackson at Boston, June 14, 1969)
Inning	6* (Bob Johnson, August 29, 1937; 1st inn.) 6* (Joe Astroth, September 23, 1950; 6th inn.) 6* (Matt Stairs vs. California, July 5, 1996; 1st inn.)
Consecutive Games With RBI	11 (Al Simmons, 1931)

Most Total Bases

Career	2998 (Al Simmons, 1924-32, 40-41, 44)
Season	438 (Jimmie Foxx, 1932)
Season, Rookie	344 (Mark McGwire, 1987)
Game	16* (Jimmie Foxx, July 10, 1932; 18 inn.)

Most Extra Base Hits

Career	655 (Al Simmons, 1924-32, 40-41, 44)
Season	100 (Jimmie Foxx, 1932)
Season, Rookie	81 (Mark McGwire, 1987)
Game	4 (several times. Last: Eric Byrnes at San Francisco, June 29, 2003)

Most Walks

Career	1227 (Rickey Henderson, 1979-84, 89-95, 98)
Career, Intentional	.84 (Reggie Jackson, 1967-75, 87)
Season	149 (Eddie Joost, 1949)
Season, Rookie	95 (Ferris Fain, 1947)
Season, Intentional	24 (Jason Giambi, 2001)
Game	5 (several times. Last: Mark McGwire vs. Kansas City, April 26, 1997)
Consecutive	7 ^A (Jose Canseco, August 4-5, 1992)

Most Strikeouts

Career	1226 (Reggie Jackson, 1967-75, 87)
Season	197 (Jack Cust, 2008)
Season, Rookie	175 (Jose Canseco, 1986)
Game	5 (several times, last: Nick Swisher at San Diego, June 29, 2006)
Consecutive Games	8 (Rick Monday, April 28-29, 1970) 8 (Jose Canseco, July 14-16, 1997)

Most Hit By Pitch

Career	87 (Jimmy Dykes, 1918-32)
Season	20 (Don Baylor, 1976) 20 (Jason Kendall, 2005)
Season, Rookie	15 (Olmedo Saenz, 1999)

Most Sacrifice Hits

Career	188 (Jimmy Dykes, 1918-32)
Season	34 (Simon Nicholls, 1907)
Season, Rookie	34 (Simon Nicholls, 1907)

Most Sacrifice Flies

Career	59 (Mark McGwire, 1986-97)
Season	14 (Dave Kingman, 1984)
Season, Rookie	12 (Leo Posada, 1961)
Game	2 (several times. Last: Nick Swisher at Seattle, September 12, 2007)

Most Grounded Into Double Plays

Career	158 (Pete Suder, 1941-55)
Season	32 (Ben Grieve, 2000)
Season, Rookie	28 (George Kell, 1944)

Most Stolen Bases

Career	867 (Rickey Henderson, 1979-84, 89-95, 98)
Season	130 ^A (Rickey Henderson, 1982)
Season, Rookie	42 (Mitchell Page, 1977)
Game	6 ^A (Eddie Collins, September 11, 1912) 6 ^A (Eddie Collins, September 22, 1912; first game)

Most Caught Stealing

Career	219 (Rickey Henderson, 1979-84, 89-95, 98)
Season	42 ^A (Rickey Henderson, 1982)
Season, Rookie	21 (Mike Edwards, 1978)

INDIVIDUAL PITCHING

Most Games Won

Career	284 (Eddie Plank, 1901-14)
Season, Right Hander	31 (Jack Coombs, 1910)
Season, Left Hander	31 ^A (Lefty Grove, 1931)
Season, Rookie	20 (Scott Perry, 1918) 20 (Alex Kellner, 1949)
Consecutive	16 (Lefty Grove, 1931)

Most Games Lost

Career	162 (Eddie Plank, 1901-14)
Season, Right Hander	25 (Scott Perry, 1920)
Season, Left Hander	20 (Alex Kellner, 1950)
Season, Rookie	23 (Elmer Myers, 1916)
Consecutive	19* (Jack Nabors, 1916)

Most Saves

Career	320 (Dennis Eckersley, 1987-95)
Season, Right Hander	51 (Dennis Eckersley, 1992)
Season, Left Hander	17 (Alan Embree, 2007)
Season, Rookie	23 (Huston Street, 2005)
Consecutive Saves (since 1988)	40 (Dennis Eckersley, September 15, 1991-August 8, 1992)

Lowest Earned Run Average

Career	1.97 (Rube Waddell, 1902-07)
Season	1.30 (Jack Coombs, 1910)
Season, Rookie	1.39 (Harry Krause, 1909)

Most Games

Career	525 (Dennis Eckersley, 1987-95)
Season	84 (Billy Koch, 2002)
Season, Rookie	71 (Aaron Small, 1997)

Most Games Started

Career	459 (Eddie Plank, 1901-14)
Season	46 (Rube Waddell, 1904)
Season, Rookie	36 (Scott Perry, 1918)
Consecutive	241 (Dave Stewart, July 29, 1986 to July 17, 1995)

Most Complete Games

Career 362 (Eddie Plank, 1901-14)
 Season 39 (Rube Waddell, 1904)
 Season, Rookie 31 (Elmer Myers, 1916)

Most Shutouts

Career 59 (Eddie Plank, 1901-14)
 Season 13* (Jack Coombs, 1910)
 Season, Rookie 7 (Harry Krause, 1909)
 Consecutive Scoreless IP 53.0 (Jack Coombs, 1910)

Most Innings Pitched

Career 3860.2 (Eddie Plank, 1901-14)
 Season 383 (Rube Waddell, 1904)
 Season, Rookie 332.1 (Scott Perry, 1918)
 Game 24* (Jack Coombs at Boston, September 1, 1906)

Hits

Career, Most 3438 (Eddie Plank, 1901-14)
 Season, Most 360 (Jack Coombs, 1911)
 Season, Rookie 295 (Scott Perry, 1918)
 Game, Most 26^ (Hod Lisenbee, September 11, 1936)
 Game, Most, Extra Innings 29^ (Eddie Rommel, July 10, 1932)
 Game, Fewest 0^ (13 times, 11 complete)

Most Runs

Career 1374 (Eddie Plank, 1901-14)
 Season 169 (Elmer Myers, 1916)
 Season, Rookie 169 (Elmer Myers, 1916)

Most Earned Runs

Career 1025 (Eddie Plank, 1901-14)
 Season 146 (George Earnshaw, 1930)
 Season, Rookie 130 (Buck Ross, 1936)

Most Walks

Career 913 (Eddie Plank, 1901-14)
 Season 168 (Elmer Myers, 1916)
 Season, Rookie 168 (Elmer Myers, 1916)
 Game 16^ (Bruno Haas, June 13, 1915)

Most Strikeouts

Career 1985 (Eddie Plank, 1901-14)
 Season 349 (Rube Waddell, 1904)
 Season, Rookie 182 (Elmer Myers, 1916)
 Game, Nine Innings 16 (Jose Rijo at Seattle, April 19, 1986)
 Game, Extra Innings 18 (Jack Coombs at Boston, September 1, 1906; 24 inn., 18 (Jack Coombs, August 4, 1910; 16 inn.)
 Inning 4^ (Erik Hiljus, June 30, 2001 at Texas; 7th inn.) (Blake Stein, July 27, 1998 at Tampa Bay; 4th inn.)

Most Home Runs

Career 261 (Jim Hunter, 1965-74)
 Season 40 (Orlando Peña, 1964)
 Season, Rookie 27 (Dan Pfister, 1962)
 Game 6^ (George Caster, September 24, 1940)

Most Hit Batters

Career 185 (Eddie Plank, 1901-14)
 Season 32* (Chick Fraser, 1901)
 Season, Rookie 25 (Chief Bender, 1903)

Most Wild Pitches

Career 87 (John Odom, 1964-75)
 Season 22 (Mike Moore, 1992)
 Season, Rookie 16 (Stu Flythe, 1936)

*indicates American League record

^indicates Major League record

OAKLAND ATHLETICS RECORDS

TEAM GENERAL

Most Games Won

Season 104 (1988)
 Home 57 (2003)
 Road 55 (1971)
 Consecutive 20 (August 13 to September 4, 2002)
 Consecutive, Home 20 (August 25, 2001 to April 3, 2002)
 Consecutive, Road 12 (July 31-August 15, 1971)
 vs. One Team 17 (Seattle, 2006)
 by Shutout 23 (1972)
 by One Run 33 (2004)
 in Extra Innings 14 (1988)
 Month 24 (August, 2002)
 Homestand 11 (June 1-13, 2004)
 Roadtrip 11 (May 29-June 11, 1972)

Most Games Lost

Season 108 (1979)
 Home 50 (1979)
 Road 58 (1979)
 Consecutive 14 (July 29-August 12, 1977)
 Consecutive, Home 12 (July 29-August 21, 1977)
 Consecutive, Road 15 (May 24-June 23, 1986)
 vs. One Team 14 (Minnesota, 1973)
 14 (Seattle, 2007)

by Shutout 19 (1978)
 Fewest lost by shutout 3 (2001, 2004)
 by One Run 32 (1976)
 in Extra Innings 14 (1976)
 Month 24 (June, 1979)
 Homestand 10 (July 26-August 7, 1977)
 Roadtrip 11 (July 15-29, 1993)
 11 (June 12-25, 1978)

Most Games

Season 163 (1968)
 Shutout 31 (1972)
 One Run 59 (1976)
 Extra Innings 22 (1969 and 1976)
 Month 33 (August, 1968)

Highest Winning Percentage

Season642 (1988)
 Home704 (2003)
 Road688 (1971)
 Shutout Games800 (1989, 20-5)
 One-Run Games696 (2002, 32-14)
 Extra Inning Games889 (1975, 8-1)
 Month857 (August, 2002; 24-4)
 .857 (April, 1981; 18-3)

FRONT OFFICE
 2009 ATHLETICS
 REVIEW
 RECORDS
 HISTORY
 OPPONENTS
 PLAYER DEVELOPMENT
 MISCELLANEOUS

Homestand (min. 6 games)1.000 (June 13-18, 2006; 6-0)
 1.000 (August 23-29, 2004; 7-0)
 1.000 (September 3-10, 2001; 7-0)
 1.000 (August 26-31, 2003; 6-0)
 1.000 (August 7-12, 2001; 6-0)
 1.000 (May 15-20, 2001; 6-0)
 1.000 (September 10-16, 1992; 7-0)
 1.000 (September 1-6, 1970; 6-0)
 Roadtrip (min. 6 games)1.000 (August 19-28, 2002; 10-0)
 1.000 (April 9-16, 1981; 8-0)

Lowest Winning Percentage

Season333 (1979)
 Home383 (1979)
 Road284 (1979)
 Shutout Games100 (1997; 1-9)
 One-Run Games381 (1980, 16-26)
 Extra Inning Games273 (1970, 3-8)
 Month172 (June, 1979; 5-24)
 Homestand (min. 6 games)100 (July 6-15, 1979; 1-9)
 Roadtrip (min. 6 games)000 (nine times. Most losses:
 0-9, September 22-October 1, 1995)

Most Players Used

Season54 (2007)
 Pitchers, Season26 (1997)
 Game, Nine Innings22 (five times.
 Last: at Seattle, September 28, 2003)
 Game, Extra Innings30* (vs. Chicago,
 September 19, 1972; 15 inn.)
 Pitchers, Game8 (at Baltimore, July 7, 1994)
 Pitches, Extra Innings9 (vs. Seattle,
 September 20, 1997; 15 inn.)

Fewest Players Used

Season33 (1979)
 Pitchers, Season11 (1974)

Length of Game

Most Innings21 (at Washington, June 4, 1971)
 Longest Time, Nine Innings 4:15 (at Tampa Bay, May 31, 2002)
 Longest Time, Extra Innings6:00 (at New York,
 August 9, 2002; 16 inn.)
 Shortest Game1:35 (vs. Kansas City, Sept. 28, 1971)

ATHLETICS TOP HITTING STREAKS

FRANCHISE

Games	Player	Year
29	Bill Lamar	1925
28	Bing Miller	1929
27	Socks Seybold	1901
	Al Simmons	1931
26	Bob Johnson	1938
25	Jason Giambi	1997
24	Ferris Fain	1952
	Carney Lansford	1984
	Miguel Tejada	2002
23	Al Simmons	1925
22	Tilly Walker	1919
	Al Simmons	1925
	Doc Cramer	1932
	Doc Cramer	1934
	Hector Lopez	1957
	Vic Power	1958
	Eric Byrnes	2003
21	Ty Cobb	1927
	Jimmie Foxx	1929
20	Mule Haas	1929
	Al Simmons	1929
	Wally Moses	1938
	Dave Phillely	1953
	Hal Smith	1958
	Jerry Lumpe	1962

OAKLAND

Games	Player	Year
25	Jason Giambi	1997
24	Miguel Tejada	2002
	Carney Lansford	1984
22	Eric Byrnes	2003
19	Jason Giambi	1996
	Carney Lansford	1989
	Carney Lansford	1983
18	Jason Giambi	1999
	Scott Spiezio	1998
	Mark McGwire	1995
17	Terrence Long	2000
	Jason Giambi	1998
	Brent Gates	1995
	Geronimo Berroa	1995
	Stan Javier	1994
	Carney Lansford	1988
	Luis Polonia	1987
	Donnie Hill	1985
	Mike Edwards	1978
	Joe Rudi	1972
	Bert Campaneris	1972
16	Mark Kotsay	2006
	Jermaine Dye	2001
	Jason Giambi	1998
	Gene Tenace	1975
	Danny Cater	1969
15	Dan Johnson	2007
	Shannon Stewart	2007
	Mark Kotsay	2004
	Miguel Tejada	2002
	Eric Chavez	2000
	Craig Paquette	1995
	Terry Steinbach	1989
	Reggie Jackson	1974
	Bert Campaneris	1974
	Billy North	1973
	Bert Campaneris	1971
	Bert Campaneris	1968

FRONT OFFICE | 2009 ATHLETICS | RECORDS | HISTORY | OPPONENTS | PLAYER DEVELOPMENT | MISCELLANEOUS

Left On Base

Season, Most 1274 (2004)
 Season, Fewest 1030 (1979)
 Nine Inning Game, Most 17 (at Chicago, Sept. 18, 1982)
 Extra Inning Game, Most 21 (at Texas, July 1, 1979; 15 inn.)

Scoring Margin

Victory 21 (vs. Texas, September 30, 2000; 23-2)
 Shutout Victory 16 (vs. San Francisco, June 26, 2005)
 Defeat 16 (five times. Last:
 vs. San Francisco, June 4, 2000; 2-18)
 Shutout Defeat 16 (at Kansas City, June 25, 1984)
 Largest Deficit Overcome to Win 8 (at Toronto,
 August 21, 2006)
 8 (vs. Kansas City, June 18, 1993)
 Largest Lead Surrendered To Lose 8 (at Texas, May 5, 2000)

Errors

Season, Most 190 (1977)
 Season, Fewest 84 (2006)
 Nine Inning Game, Most 7 (vs. Kansas City, July 24, 1976)
 7 (at Chicago, September 20, 1977)
 7 (vs. Cleveland, June 7, 1987)
 Consecutive Games, No Errors 12 (June 3-15, 2002)

Double Plays Turned

Most, Season 195 (1996)
 Game 6 (at Kansas City, September 13, 1970)
 6 (at Chicago, May 17, 1995)

TEAM BATTING

Batting Average

Highest270 (2000, 2004)
 Lowest236 (1982)

Slugging Percentage

Highest458 (2000)
 Lowest343 (1968)

On-Base Percentage

Highest360 (2000)
 Lowest302 (1979)

Most At Bats

Season 5728 (2004)
 Game 76 (at Washington, June 4, 1971; 21 innings)
 Game, Nine Innings 51 (at Boston, June 14, 1969)

Most Runs

Season 947 (2000)
 Game 23 (vs. Texas, September 30, 2000)
 Game, loss 16* (at Texas, May 5, 2000; 16-17)
 Game, both clubs 33 (at Texas, May 5, 2000; 16-17)
 Inning 13 (vs. California, July 5, 1996; 1st)
 Consecutive innings, no runs 31.0 (May 5-10, 1978)
 Two consecutive games 34 (June 18-19, 2000)
 34 (June 14-15, 1969)
 Three consecutive games 44 (June 17-19, 2000)
 Consecutive games, one or more runs 104 (June 18, 2001
 to April 10, 2002)

Most Hits

Season 1545 (2004)
 Game, Nine Innings 25 (at Boston, June 14, 1969)
 Game, Extra Innings 29 (at Texas, July 1, 1979; 15 inn.)
 Inning 10 (at Kansas City, May 3, 2000; 7th inn.)

Most Singles

Season 1061 (1983)
 Game 25 (at Texas, July 1, 1979; 15 inn.)

Most Doubles

Season 336 (2004)
 Game 8 (vs. San Francisco, June 26, 2005)
 8 (vs. Seattle, April 9, 2004)
 8 (at Cleveland, August 29, 1998)

Most Triples

Season 40 (1968)
 Game 3 (six times. Last: at Detroit, August 3, 2002)

Most Home Runs

Season 243 (1996)
 Season, Home 126 (2000)
 Season, Road 130 (1996)
 Season, Grand Slam 14^ (2000)
 Season, Inside The Park 2 (1968, 1970, 1979, 1996, 2000)
 Season, vs. one team 33 (Texas, 2003)
 Season, Back-To-Back 13 (2000)
 Players with 30 or more home runs 3 (1996, 1999, 2001)
 Players with 20 or more home runs 5 (1996, 1999, 2000,
 2004)
 Players with 10 or more home runs 9 (2000)
 Month 55 (June, 1996 and August, 1999)
 Game 8 (at California, June 27, 1996)
 Game, Grand Slam 2 (at Seattle, September 10, 2007)
 2 (at Toronto, August 24, 2003)
 Inning 4 (vs. Boston, August 21, 1997)
 3rd inning: Giambi, Young, McDonald, Canseco
 4 (vs. Tampa Bay, August 1, 1999)
 4th inning: Tejada, Chavez, Giambi, Jaha
 4 (vs. Chicago, April 27, 2002)
 3rd inning: Hatteberg, Long, Pena, Menechino)
 Consecutive 3
 vs. Minnesota, June 22, 1969 (G#1) (Kubiak, Jackson, Bando)
 vs. Kansas City, June 19, 1979 (Gross, Revering, Heath)
 at Cleveland, June 3, 1980 (Revering, Page, Armas)
 at Cleveland, May 16, 1990 (Canseco, McGwire, Hassey)
 at Cleveland, July 6, 1990 (RHenderson, Lansford, Canseco)
 at Kansas City, June 16, 2000 (Chavez, Tejada and
 Hernandez)
 vs. Kansas City, June 23, 2000 (Velarde, Ja.Giambi, Grieve)
 vs. Texas, April 15, 2006 (Chavez, Thomas, Bradley)
 Consecutive games with a home run 23 (July 2-27, 1996)
 Two consecutive games 12 (June 25-27, 1996)
 Three consecutive games 15 (June 25-28, 1996)
 Four consecutive games 18^ (June 25-29, 1996)

Most Total Bases

Season 2546 (1996)
 Game 44 (at California, June 27, 1996)
 Inning 21 (at Kansas City, May 3, 2000; 7th inn.)

Most Extra Base Hits

Season 555 (2001)
 Game 11 (at California, June 27, 1996)
 11 (at Chicago, April 26, 2001)
 11 (at Arizona, June 17, 2008)

Most Runs Batted In

Season 908 (2000)
 Game 23 (vs. Texas, September 30, 2000)

FRONT OFFICE
2009 ATHLETICS
REVIEW
RECORDS
HISTORY
OPPONENTS
PLAYER DEVELOPMENT
MISCELLANEOUS

Most Walks

Season	770 (1999)
Game	15 (at Baltimore, September 19, 2000)

Most Strikeouts

Season	1226 (2008)
Game	19 (at Seattle, June 24, 1997)

Most Hit By Pitch

Season	88 (2001)
Game	.5 (at Anaheim, June 7, 2001)

Most Sacrifice Hits

Season	108 (1978)
Game	4 (nine times. Last: vs. Cleveland, June 22, 1985)

Most Sacrifice Flies

Season	77^ (1984)
Game	3 (many times. Last: vs. Detroit, July 29, 2005)

Most Grounded Into Double Plays

Season	170 (2006)
Game	5 (eight times. Last: at New York, May 12, 2006)

Most Stolen Bases

Season	341* (1976)
Season, vs. one team	57 (1976, Minnesota)
Game	12 (at Minnesota, August 1, 1976)
Game, Steals of Home	2 (vs. Detroit, May 3, 1980)
	2 (vs. Kansas City, May 28, 1980)
Inning	.5 (at Boston, July 17, 1983)

TEAM PINCH HITTING

Highest Average, Season	.345 (1997)
At Bats, Season	213 (1969)
Hits, Season	57 (1997)
Home Runs, Season	8 (1970)
Runs Batted In, Season	31 (1997)
Pinch Hitters Used, Game	10 (vs. Chicago, September 19, 1972; 15 inn.)

TEAM PITCHING

Earned Run Average

Lowest	2.58 (1972)
Highest	5.48 (1997)

Complete Games

Most	94 (1980)
Fewest	2 (1997)
Consecutive	9 (August 9-17, 1980)

Shutouts

Most	23 (1972)
Fewest	1* (1997)
Consecutive	3 (June 11-13, 1968)
	3 (July 31-August 2, 1972)
	3 (August 14-16, 1983)
	3 (August 28-31, 1996)
Consecutive Shutout Innings	37 (August 13-17, 1983)

Saves

Most	.64 (1988 and 1990)
Fewest	.13 (1980)

Innings Pitched

Most	1489.1 (1988)
Fewest	1429.1 (1979)

Hits

Most, Season	1734 (1997)
Most, Game	23 (vs. Minnesota, July 8, 1978; 11 innings)
Most, Game, Nine Innings	22 (vs. New York, August 26, 1997)
Most, Inning	10 (at New York, July 18, 1993; 7th inn.)
Fewest, Season	1170 (1972)

Runs Allowed

Most, Season	946 (1997)
Most, Game	20 (at Minnesota, April 27, 1980)
	20 (vs. Cleveland, May 4, 1991)
	20 (at Detroit, April 13, 1993)
Most, Inning	12 (vs. Texas, July 3, 1983; 15th inn.)
Fewest, Season	457 (1972)

Earned Runs Allowed

Most	880 (1997)
Fewest	406 (1972)

Walks

Most, Season	680 (1993)
Most, Season, Intentional	78 (1968)
Most, Game	14 (vs. Detroit, August 27, 1993)
Most, Game, Intentional	4 (several times. Last: vs. Los Angeles (AL), August 11, 2005)
Fewest, Season	415 (1976)
Fewest, Season, Intentional	21 (1982)

Strikeouts

Most, Season	1117 (2001)
Most, Nine Inning Game	18 (at Seattle, April 19, 1986)
Most, Extra Inning Game	26^ (vs. California, July 9, 1971; 20 inn.)
Fewest, Season	695 (1984)

Doubles

Most, Game	.7 (seven times. Last: at Tampa Bay, August 25, 2007)
------------	--

ATHLETICS WHO HAVE HIT FOR THE CYCLE

Harry Davis at Boston, July 10, 1901
Nap Lajoie at Cleveland, July 30, 1901
Danny Murphy vs. St. Louis, August 25, 1910
Frank Baker at New York, July 3, 1911 (second game)
Mickey Cochrane at Washington, July 22, 1932
Mickey Cochrane at New York, August 2, 1933
Pinky Higgins at Washington, August 6, 1933
Jimmie Foxx at Cleveland, August 14, 1933
Doc Cramer at New York, June 10, 1934

Sam Chapman at St. Louis, May 5, 1939
Elmer Valo at Chicago, August 2, 1950
Tony Phillips at Baltimore, May 16, 1986
Mike Blowers at Chicago, May 18, 1998
Eric Chavez vs. Baltimore, June 21, 2000
Miguel Tejada at Seattle, September 29, 2001
Eric Byrnes at San Francisco, June 29, 2003
Mark Ellis vs. Boston, June 4, 2007

Most Doubles

Career	289 (Rickey Henderson, 1979-84, 89-95, 98)
Season	47 (Jason Giambi, 2001)
Season, Rookie	41 (Ben Grieve, 1998)
Game	3 (18 times. Last: Ryan Sweeney at Kansas City, September 4, 2008; 2nd Game)

Most Triples

Career	41 (Rickey Henderson, 1979-84, 89-95, 98)
Season	12 (Phil Garner, 1976)
Season, Rookie	10 (Luis Polonia, 1987)
Game	2 (10 times. Last: Rajai Davis at Detroit, September 9, 2008)

Most Home Runs

Career	363 (Mark McGwire, 1986-97)
Career, Pinch Hit	5 (Mark McGwire, 1986-97)
	5 (Terry Steinbach, 1986-96)
	5 (Mike Aldrete, 1993-95)
	5 (Jeff Burroughs, 1982-84)
Career, Designated Hitter	98 (Dave Kingman, 1984-86)
Career, Grand Slams	9 (Mark McGwire, 1986-97)
Career, Inside The Park	4 (Reggie Jackson, 1968-75, 87)
Career, Leadoff	43 (Rickey Henderson, 1979-84, 89-95, 98)
Season, Right Hander	52 (Mark McGwire, 1996)
Season, Left Hander	47 (Reggie Jackson, 1969)
Season, Switch Hitter	35 (Nick Swisher, 2006)
Season, Pinch Hitter	4 (Jeff Burroughs, 1982)
Season, Designated Hitter	39 (Frank Thomas, 2006)
Season, Grand Slams	4 (Jason Giambi, 2000)
Season, Inside The Park	2 (Reggie Jackson, 1968)
Season, Leadoff	7 (Rickey Henderson, 1993)
Season, Rookie	49^ (Mark McGwire, 1987)
Season, Home	27 (Jason Giambi, 2001)
Season, Road	28 (Mark McGwire, 1987 and 1996)
	28 (Jose Canseco, 1991)
Month	15 (Mark McGwire, May, 1987)
Game	3 (Reggie Jackson vs. Seattle, July 2, 1969)
	3 (Dave Kingman at Seattle, April 16, 1984)
	3 (Mark McGwire at Cleveland, June 27, 1987)
	3 (Jose Canseco at Toronto, July 3, 1988)
	3 (Harold Baines vs. Baltimore, May 7, 1991)

	3 (Dave Henderson vs. Minnesota, August 3, 1991)
	3 (Mark McGwire at Boston, June 11, 1995)
	3 (Ernie Young vs. Minnesota, May 10, 1996)
	3 (Geronimo Berroa at New York, May 22, 1996)
	3 (Geronimo Berroa vs. Minnesota, August 12, 1996)
	3 (Miguel Tejada vs. Los Angeles, June 11, 1999)
	3 (Miguel Tejada at Texas, June 30, 2001)
	3 (Erubiel Durazo at Baltimore, August 18, 2004)
Game, Both Sides of Plate	seven times, last: Nick Swisher (September 9, 2007 at Texas)
Two Consecutive Games 5^ (Mark McGwire, June 27-28, 1995)	5^ (Mark McGwire, June 10-11, 1997)
Inning	2^ (Mark McGwire, September 22, 1996; 5th inn.)
Consecutive Games With Home Run	6 (Frank Thomas, September 5-11, 2006)
Consecutive At Bats With Home Run	4 (Mike Epstein vs. Washington, June 15-16, 1971)
Home Run, First Major League At Bat	twice: (Joe Keough, August 7, 1968 at New York, G#2) (Terry Steinbach, September 12, 1986 at Cleveland)

Most RBI

Career	941 (Mark McGwire, 1986-97)
Season, Left Hander	137 (Jason Giambi, 2000)
Season, Right Hander	131 (Miguel Tejada, 2002)
Season, Switch Hitter	101 (Ruben Sierra, 1993)
Season, Pinch Hitter	12 (Tommy Davis, 1971)
	12 (Jeff Burroughs, 1982)
Season, Designated Hitter	114 (Frank Thomas, 2006)
Season, Rookie	118 (Mark McGwire, 1987)
Game	10 (Reggie Jackson at Boston, June 14, 1969)
Inning	6* (Matt Stairs vs. California, July 5, 1996; 1st inn.)
Consecutive Games With RBI	10 (Rick Monday, April 20-30, 1969)

Most Total Bases

Career	2640 (Rickey Henderson, 1979-84, 89-95, 98)
Season	347 (Jose Canseco, 1988)
Season, Rookie	344 (Mark McGwire, 1987)
Game	14 (Harold Baines vs. Baltimore, May 7, 1991)

OAKLAND 20-GAME WINNERS

Pitcher	Year	Record	Pct.	ERA	IP
Vida Blue	1971	24-8	.750	*1.82	312.0
Jim Hunter	1971	21-11	.656	2.96	274.0
Jim Hunter	1972	21-7	*.750	2.04	295.0
Vida Blue	1973	20-9	.690	3.20	263.2
Ken Holtzman	1973	21-13	.618	2.97	297.1
Jim Hunter	1973	21-5	*.808	3.34	256.0
Jim Hunter	1974	*25-12	.676	*2.49	318.0
Vida Blue	1975	22-11	.667	3.01	270.0
Mike Norris	1980	22-9	.710	2.63	284.0
Dave Stewart	1987	**20-13	.606	3.68	261.1
Dave Stewart	1988	21-12	.636	3.23	**275.2
Dave Stewart	1989	21-9	.700	3.32	257.2
Bob Welch	1990	*27-6	*.818	2.95	238.0
Dave Stewart	1990	22-11	.667	2.56	*267.0
Tim Hudson	2000	**20-6	*.769	4.14	202.1
Mark Mulder	2001	*21-8	.724	3.45	229.1
Barry Zito	2002	*23-5	.821	2.75	229.1

* Led league

** Tied for league lead

Most Extra Base Hits

Career563 (Mark McGwire, 1986-97)
 Season87 (Jason Giambi, 2001)
 Season, Rookie81 (Mark McGwire, 1987)
 Game4 (several times)
 Last: Eric Byrnes at San Francisco, June 29, 2003

Most Walks

Career1227 (Rickey Henderson, 1979-84, 89-95, 98)
 Career, Intentional84 (Reggie Jackson, 1968-75, 87)
 Season137 (Jason Giambi, 2000)
 Season, Rookie86 (Wayne Gross, 1977)
 Season, Intentional24 (Jason Giambi, 2001)
 Game5 (Bill North vs. California, September 17, 1973)
 5 (Rickey Henderson vs. California, April 8, 1982)
 5 (Jose Canseco at Texas, August 4, 1992)
 5 (Mark McGwire vs. Kansas City, April 26, 1997)
 Consecutive7^ (Jose Canseco, August 4-5, 1992)

Most Strikeouts

Career1180 (Reggie Jackson, 1968-75, 87)
 Season197 (Jack Cust, 2008)
 Season, Rookie175 (Jose Canseco, 1986)
 Game5^ (Reggie Jackson vs. Minnesota, September 27, 1968)
 5^ (Rick Monday at Boston, April 29, 1970)
 5 (Tony Armas vs. Milwaukee, May 9, 1981)
 5^ (Jose Canseco vs. Kansas City, July 16, 1997)
 5^ (John Jaha at Cleveland, April 20, 2000)
 5 (Nick Swisher at San Diego, June 29, 2006)
 Consecutive Games8 (Rick Monday, April 28-29, 1970)
 8 (Jose Canseco, July 14-16, 1997)

Most Hit By Pitch

Career59 (Sal Bando, 1968-76)
 Season20 (Don Baylor, 1976)
 20 (Jason Kendall, 2005)
 Season, Rookie15 (Olmedo Saenz, 1999)
 Game2 (29 times)
 Last: Donnie Murphy vs. Los Angeles, July 11, 2008

Most Sacrifice Hits

Career101 (Bert Campaneris, 1968-76)
 Season22 (Dwayne Murphy, 1980)
 Season, Rookie21 (Phil Garner, 1975)
 Game2 (58 times)
 Last: Rajai Davis at Seattle, August 23, 2008

Most Sacrifice Flies

Career59 (Mark McGwire, 1986-97)
 Season14 (Dave Kingman, 1984)
 Season, Rookie9 (Jose Canseco, 1986)
 Game2 (24 times)
 Last: Jack Cust at San Francisco, June 13, 2008

Most Grounded Into Double Plays

Career137 (Terry Steinbach, 1986-96)
 Season32 (Ben Grieve, 2000)
 Season, Rookie20 (Bobby Crosby, 2004)
 Game2 (162 times)
 last: Kurt Suzuki vs. Tampa Bay, August 14, 2008

Most Stolen Bases

Career867 (Rickey Henderson, 1979-84, 89-95, 98)
 Season130^ (Rickey Henderson, 1982)
 Season, Rookie42 (Mitchell Page, 1977)
 Game5 (Bert Campaneris vs. Minnesota, May 24, 1976)
 5 (Rickey Henderson vs. Seattle, July 29, 1989)
 Consecutive28 (Stan Javier, May 31-October 1, 1995)

Most Caught Stealing

Career219 (Rickey Henderson, 1979-84, 89-95, 98)
 Season42^ (Rickey Henderson, 1982)
 Season, Rookie21^ (Mike Edwards, 1978)
 Game3 (Rickey Henderson at California, July 27, 1982)

INDIVIDUAL PITCHING

Most Games Won

Career131 (Jim Hunter, 1968-74)
 Season, Right Hander27 (Bob Welch, 1990)
 Season, Left Hander24 (Vida Blue, 1971)
 Season, Rookie12 (Chris Codiroli, 1983)
 12 (Joe Blanton, 2005)
 Consecutive13 (Jim Hunter, 1973)

Most Games Lost

Career105 (Rick Langford, 1977-86)
 Season, Right Hander20 (Brian Kingman, 1980)
 Season, Left Hander19 (Vida Blue, 1977)
 Season, Rookie19 (Rick Langford, 1977)
 Consecutive14 (Matt Keough, 1979)
 Consecutive over two seasons18
 (Matt Keough, Sept. 11, 1978-Aug. 8, 1979)

Most Saves

Career320 (Dennis Eckersley, 1987-95)
 Season, Right Hander51 (Dennis Eckersley, 1992)
 Season, Left Hander17 (Alan Embree, 2007)
 Season, Rookie23 (Huston Street, 2005)
 Consecutive Saves (since 1988)40 (Dennis Eckersley, September 15, 1991-August 8, 1992)

Lowest Earned Run Average

Career2.74 (Dennis Eckersley, 1987-95)
 Season, Starter1.82 (Vida Blue, 1971)
 Season, Reliever (min. 50 ip)0.61 (Dennis Eckersley, 1990)
 Season, Rookie (min. 100 ip)2.93 (Dave Hamilton, 1972)

Most Games

Career525 (Dennis Eckersley, 1987-95)
 Season84 (Billy Koch, 2002)
 Season, Rookie71 (Aaron Small, 1997)
 Consecutive6 (Buddy Groom, July 11-19, 1999)
 6 (Darold Knowles, August 7-12, 1972)
 6 (Paul Lindblad, August 21-27, 1970)
 6 (Bob Locker, August 21-27, 1970)

Most Games Started

Career262 (Vida Blue, 1969-77)
 Season41 (Jim Hunter, 1974)
 Season, Rookie33 (Joe Blanton, 2005)
 Consecutive241 (Dave Stewart, July 29, 1986 to July 17, 1995)

Most Complete Games

Career105 (Vida Blue, 1969-77)
 Season28 (Rick Langford, 1980)
 Season, Rookie8 (Steve McCatty, 1979)
 Consecutive22 (Rick Langford, May 23-Sept. 12, 1980)
 Consecutive Won9 (Rick Langford, July 15-August 15, 1980)

Most Shutouts

Career28 (Vida Blue, 1969-77)
 Season8 (Vida Blue, 1971)
 Season, Rookie2 (Vida Blue, 1970)
 2 (John Johnson, 1978)

FRONT OFFICE
2009 ATHLETICS
REVIEW
RECORDS
HISTORY
OPPONENTS
PLAYER DEVELOPMENT
MISCELLANEOUS

2 (Chris Codiroli, 1983)

Consecutive 3 (Mike Torrez, September 3, 7, 11, 1976)
 3 (Bobby Witt, June 23, 28, July 3, 1994)
 Consecutive Scoreless IP, Reliever . . . 39.0 (Brad Ziegler, 2008)
 Consecutive Scoreless IP, Starter . . . 37.0 (Mike Torrez, 1976)

Most Innings Pitched

Career 1946.0 (Vida Blue, 1969-77)
 Season 318 (Jim Hunter, 1974)
 Season, Rookie. 208.1 (Rick Langford, 1977)
 Game 14.0 (four times)
 Last: Steve McCatty vs. Seattle, August 10, 1980

Hits

Career, Most 1650 (Vida Blue, 1969-77)
 Season, Most 284 (Vida Blue, 1977)
 Season, Rookie. 223 (Rick Langford, 1977)
 Season, Low-Hit Games (0,1,2) 3 (Ron Darling, 1992)
 Game, Most 17 (Mike Norris vs. Milwaukee, September 26, 1980)
 Game, Fewest. 0^
 Dave Stewart at Toronto, June 29, 1990
 Mike Warren vs. Chicago, September 29, 1983
 Vida Blue, Glenn Abbott, Paul Lindblad and Rollie Fingers vs. California, September 28, 1975
 Vida Blue vs. Minnesota, September 21, 1970
 Jim Hunter vs. Minnesota, May 8, 1968 (Perfect game)
 Consecutive Games, Fewest 3 (Bobby Witt, June 23-28, 1994)

Most Runs

Career 784 (Dave Stewart, 1986-92, 95)
 Season 144 (Matt Keough, 1982)
 Season, Rookie. 115 (Chris Codiroli, 1983)
 Game 14 (Mike Oquist vs. New York, August 3, 1998)

Most Earned Runs

Career 712 (Dave Stewart, 1986-92, 95)
 Season 133 (Matt Keough, 1982)
 Season, Rookie. 102 (Chris Codiroli, 1983)
 Game 14 (Mike Oquist vs. New York, August 3, 1998)

Most Walks

Career 655 (Dave Stewart, 1986-92, 95)
 Season 112 (John Odum, 1969)
 Season, Rookie. 102 (Eric Plunk, 1986)
 Game 9 (five times). Last:
 Kelly Downs vs. Baltimore, August 31, 1992

Most Strikeouts

Career 1315 (Vida Blue, 1969-77)
 Season 301 (Vida Blue, 1971)
 Season, Rookie. 141 (Rick Langford, 1977)
 Season, 10 strikeout games 11 (Vida Blue, 1971)
 Game, nine innings . . . 16 (Jose Rijo at Seattle, April 19, 1986)
 Game, extra innings 17 (Vida Blue vs. California, July 9, 1971)
 Two Consecutive Games. . . . 30 (Jose Rijo, April 19-24, 1986)
 Three Consecutive Games . . 38 (Jose Rijo, April 19-30, 1986)
 Inning 4^ (Erik Hiljus, June 30, 2001 at Texas; 7th inn.)
 4^ (Blake Stein, July 27, 1998 at Tampa Bay; 4th inn.)

Most Home Runs

Career 207 (Jim Hunter, 1968-74)
 Season 39 (Jim Hunter, 1973)
 Season, Rookie. 24 (John Wasdin, 1996)
 Game 5 (Curt Young at Detroit, July 7, 1988)
 5 (Dave Telgheder at Seattle, September 21, 1996)
 5 (Ted Lilly vs. Atlanta, June 11, 2003)
 Consecutive IP, No HR, Starter 140.2 (Vida Blue, 1976)
 Consecutive IP, No HR, Reliever 90.1 (Paul Lindblad, May 31, 1975 to April 13, 1976)

Most Hit Batters

Career 65 (Barry Zito, 2000-06)
 Season 13 (Barry Zito, 2001, 2005 and 2006)
 Season, Rookie. 10 (Steve McCatty, 1979)
 Game 3 (seven times)
 Last: Barry Zito vs. Los Angeles (AL), April 15, 2005

Most Wild Pitches

Career 79 (Dave Stewart, 1986-92, 95)
 Season 22 (Mike Moore, 1992)
 Season, Rookie. 15 (Blake Stein, 1998)
 Game 4 (Stan Bahnsen vs. California, July 5, 1975)

**indicates American League record*

^indicates Major League record

OAKLAND A'S TRIPLE PLAYS

Turned (7)

May 7, 1979 in Baltimore (Gross to Klutts to Revering) by Gary Roenicke
 June 19, 1979 vs. Kansas City (Gross to Edwards to Revering) by Al Cowens
 June 23, 1979 vs. Texas (Gross to Armas to Chalk to Armas) by John Grubb
 April 27, 1981 vs. California (Picciolo to Revering) by Don Baylor
 July 18, 1983 vs. Detroit (Peters to Phillips to Almon to Gross) by John Wockenfuss
 April 7, 1996 vs. Detroit at Las Vegas (Young to Gates to Giambi to Steinbach) by Bobby Higginson
 May 29, 2000 at New York (Velarde unassisted) by Shane Spencer

Grounded Into (6)

June 23, 1968 vs. Washington by Dave Duncan
 July 7, 1973 at Baltimore by Gene Tenace
 August 8, 1977 at Texas by Manny Sanguillen
 August 12, 1986 vs. Seattle by Carney Lansford
 August 8, 1990 vs. Baltimore by Willie Randolph
 May 14, 1994 at Kansas City by Geronimo Berroa

FRANCHISE CAREER BATTING LEADERS

Games

Campaneris, R.	1795
Henderson, R.	1704
Dykes	1702
Bando	1468
Johnson, B.	1459
Suder	1421
Davis, H.	1413
Murphy, Da.	1411
Miller	1361
Valo	1361

Runs

Henderson, R.	1270
Johnson, B.	997
Campaneris, R.	983
Foxx	975
Simmons	969
Bishop	882
Dykes	881
Cochrane	823
Davis, H.	811
McGwire	773

Doubles

Dykes	365
Simmons	348
Davis, H.	319
Johnson, B.	307
Miller	292
Henderson, R.	289
Murphy, Da.	275
Moses	274
Chavez	273
Campaneris, R.	270

Walks

Henderson, R.	1227
Bishop	1043
Johnson	853
McGwire	847
Valo	821
Bando	792
Foxx	781
Joost	768
Hartsell	733
Murphy, Dw.	694

Stolen Bases

Henderson, R.	867
Campaneris, R.	566
Collins	377
North	232
Davis, H.	223
Hartsell	195
Oldring	187
Murphy, Da.	185
Baker, F.	172
Lansford	146

At Bats

Campaneris, R.	7180
Henderson, R.	6140
Dykes	6023
Johnson, B.	5428
Davis, H.	5367
Bando	5145
Murphy, Da.	5134
Simmons	5132
Suder	5085
Miller	4762

Hits

Campaneris, R.	1882
Simmons	1827
Henderson, R.	1768
Dykes	1705
Johnson, B.	1617
Davis, H.	1498
Foxx	1492
Murphy, Da.	1488
Miller	1483
Lansford	1317
Cochrane	1317

Trips

Murphy, Da.	102
Simmons	98
Baker	88
Collins	84
Davis, H.	83
Foxx	79
Oldring	75
Hartsell	74
Miller	73
Dykes	73


Strikeouts

Jackson	1226
Canseco	1096
McGwire	1043
Campaneris, R.	933
Henderson, R.	915
Chavez	884
Murphy, Dw.	883
Green	785
Dykes	705
Bando	702

Batting Average

Simmons	.356
Foxx	.339
Collins	.336
Cochrane	.321
Baker	.321
McInnis	.313
Miller	.311
Cramer	.308
Giambi	.308
Moses	.307

(Min. 2500 plate appearances)



Bert "Campy" Campaneris

Home Runs

McGwire	363
Foxx	302
Jackson	269
Canseco	254
Johnson, B.	252
Chavez	229
Simmons	209
Bando	192
Zernial	191
Giambi	187

Total Bases

Simmons	2998
Johnson, B.	2824
Foxx	2813
Henderson, R.	2640
Campaneris, R.	2502
Dykes	2477
McGwire	2451
Jackson	2323
Chavez	2247
Miller	2206

Slugging Pct.

Foxx	.640
Simmons	.584
McGwire	.551
Giambi	.545
Johnson, B.	.520
Canseco	.507
Jackson	.496
Cochrane	.490
Zernial	.489
Chavez	.484

(Min. 2500 plate appearances)

Runs Batted In

Simmons	1178
Foxx	1074
Johnson, B.	1040
McGwire	941
Bando	796
Canseco	793
Jackson	776
Chavez	776
Dykes	764
Miller	762
Davis, H.	762

Extra Base Hits

Simmons	655
Foxx	638
Johnson, B.	631
McGwire	563
Jackson	530
Dykes	525
Chavez	522
Henderson, R.	497
Davis, H.	470
Miller	460

On-Base Percentage

Foxx	.440
Fain	.426
Bishop	.423
Collins	.422
Giambi	.412
Cochrane	.412
Henderson, R.	.409
Valo	.403
Simmons	.398
Johnson, B.	.395

(Min. 2500 plate appearances)

OAKLAND CAREER BATTING LEADERS

Games

Henderson, R.	1704
Bando	1410
McGwire	1329
Jackson	1311
Campaneris	1295
Chavez	1279
Murphy	1213
Lansford	1203
Steinbach	1199
Rudi	1088

Runs

Henderson, R.	1270
McGwire	773
Jackson	743
Bando	725
Campaneris	722
Chavez	720
Canseco	662
Lansford	617
Murphy	614
Giambi	601

Doubles

Henderson, R.	289
Chavez	273
Jackson	230
Giambi	228
Rudi	214
Bando	208
Steinbach	205
Lansford	201
McGwire	195
Tejada	191

Walks

Henderson, R.	1227
McGwire	847
Bando	775
Murphy	693
Jackson	623
Giambi	586
Chavez	556
Tenace	475
Canseco	469
Phillips	413

Stolen Bases

Henderson, R.	867
Campaneris	398
North	232
Lansford	146
Jackson	144
Canseco	135
Davis	121
Page	104
Javier	103
Murphy	99

At Bats

Henderson, R.	6140
Campaneris	5159
Bando	4991
Chavez	4642
Lansford	4568
Jackson	4568
McGwire	4448
Steinbach	4162
Murphy	4047
Canseco	3970

Hits

Henderson, R.	1768
Campaneris	1355
Lansford	1317
Bando	1279
Chavez	1247
Jackson	1207
McGwire	1157
Steinbach	1144
Rudi	1079
Giambi	1048
Canseco	1048

Triples

Henderson, R.	41
Campaneris	39
Rudi	32
Phillips	29
Lansford	23
Jackson	23
North	23
Bando	22
Monday	21
Page	21
Ellis	21


Strikeouts

Jackson	1180
Canseco	1096
McGwire	1043
Henderson, R.	915
Chavez	884
Giambi	883
Steinbach	689
Bando	675
Campaneris	667
Giambi	602

Batting Average

Giambi	.308
Berroa	.293
Lansford	.288
Henderson, R.	.288
Kotsay	.282
Grieve	.280
Revering	.279
Steinbach	.275
Griffin	.273
Rudi	.273

(Min. 1500 plate appearances)



Rickey Henderson

Home Runs

McGwire	363
Jackson	268
Canseco	254
Chavez	229
Bando	192
Giambi	187
Henderson, R.	167
Tejada	156
Murphy	153
Steinbach	132

Total Bases

Henderson, R.	2640
McGwire	2451
Jackson	2287
Chavez	2247
Bando	2107
Canseco	2012
Giambi	1851
Lansford	1846
Steinbach	1773
Campaneris	1764

Slugging Pct.

McGwire	.551
Giambi	.545
Stairs	.509
Canseco	.507
Jackson	.501
Berroa	.499
Chavez	.484
Grieve	.475
Swisher	.464
Tejada	.460

(Min. 1500 plate appearances)

Runs Batted In

McGwire	941
Canseco	793
Bando	789
Chavez	776
Jackson	770
Giambi	675
Henderson, R.	648
Tejada	604
Steinbach	595
Murphy	563

Extra Base Hits

McGwire	563
Chavez	522
Jackson	521
Henderson, R.	497
Canseco	448
Giambi	422
Bando	422
Rudi	362
Tejada	358
Steinbach	351

On-Base Percentage

Giambi	.412
Henderson, R.	.409
McGwire	.380
Tenace	.374
Monday	.371
Grieve	.370
North	.364
Stairs	.363
Swisher	.361
Berroa	.361

(Min. 1500 plate appearances)

FRANCHISE CAREER PITCHING LEADERS

Games

Eckersley	525
Plank	524
Fingers	502
Rommel	500
Lindblad	479
Walberg	412
Grove	402
Honeycutt	387
Bender	385
Hunter	363

Complete Games

Plank	362
Bender	230
Grove	181
Waddell	168
Rommel	147
Coombs	136
Walberg	126
Hunter	116
Blue	105
Kellner	95

Wins

Plank	284
Grove	195
Bender	193
Rommel	171
Hunter	161
Walberg	134
Waddell	131
Blue	124
Stewart	119
Coombs	115

Innings Pitched

Plank	3860.2
Bender	2603.0
Rommel	2556.1
Hunter	2456.1
Grove	2400.2
Walberg	2186.2
Blue	1945.2
Waddell	1869.1
Kellner	1730.1
Stewart	1717.1

Games Started

Plank	459
Hunter	340
Bender	288
Grove	267
Walberg	267
Blue	262
Rommel	249
Stewart	245
Kellner	239
Zito	222

Shutouts

Plank	59
Waddell	37
Bender	37
Hunter	31
Blue	28
Coombs	28
Grove	20
Rommel	18
Dygart	16
Bush	15
Walberg	15

Losses

Plank	162
Rommel	119
Walberg	114
Hunter	113
Kellner	108
Langford	105
Bender	102
Harriss	93
Blue	86
Naylor	83

Walks

Plank	913
Walberg	853
Grove	740
Odom	732
Rommel	724
Kellner	717
Hunter	687
Marchildon	682
Stewart	655
Blue	617



Eddie Plank

Saves

Eckersley	320
Fingers	136
Taylor	100
Street	94
Isringhausen	75
Howell	61
Koch	44
Foulke	44
Caudill	37
Lindblad	34

(Since 1969)

Strikeouts

Plank	1985
Waddell	1576
Bender	1536
Grove	1523
Hunter	1520
Blue	1315
Stewart	1152
Zito	1096
Walberg	907
Hudson	899

ERA

Waddell	1.97
Morgan	2.15
Bender	2.32
Plank	2.39
Coombs	2.60
Dygart	2.65
Grove	2.88
Fingers	2.91
Holtzman	2.92
Blue	2.95

(Min. 700 innings pitched)

Won-Loss Pct.

Grove	195-79	.712
Hudson	92-39	.702
Mulder	81-42	.659
Bender	193-102	.654
Plank	284-162	.637
Coombs	115-67	.632
Earnshaw	98-58	.628
Zito	102-63	.618
Welch	96-60	.615
Waddell	131-82	.615

(Min. 100 decisions)

DESIGNATED HITTER RULE

A hitter may be designated to bat for the pitcher in any spot in the batting order in any game without affecting the status of the pitcher. The designated hitter must be selected and be included on the lineup cards presented to the umpire-in-chief prior to the game. Failure to do so precludes the use of a designated hitter for that game.

The designated hitter is "locked" into the batting order but may be removed for a pinch-hitter or pinch-runner, who in turn becomes the designated hitter. The designated hitter, while still in the game, may be used defensively but the pitcher then assumes the batting order of the replaced defensive player, thus terminating the designated hitter role. The designated hitter is eligible for all American League batting titles.

OAKLAND CAREER PITCHING LEADERS

Games

Eckersley	525
Fingers	502
Lindblad	391
Honeycutt	387
Groom	301
Nelson	281
Taylor	281
Blue	273
Hunter	266
Mohler	262

Complete Games

Blue	105
Hunter	96
Langford	85
Holtzman	54
Keough	53
Norris	52
Stewart	49
McCatty	45
Dobson	42
Odom	34

Wins

Hunter	131
Blue	124
Stewart	119
Zito	102
Welch	96
Hudson	92
Mulder	81
Holtzman	77
Langford	73
Odom	71

Innings Pitched

Blue	1946.0
Hunter	1886.1
Stewart	1717.1
Langford	1467.2
Zito	1430.1
Welch	1271.1
Hudson	1240.2
Odom	1202.1
McCatty	1189.0
Norris	1123.2

Games Started

Blue	262
Hunter	260
Stewart	245
Zito	222
Welch	195
Langford	195
Hudson	183
Odom	178
McCatty	161
Norris	157

Shutouts

Blue	28
Hunter	24
Holtzman	13
Odom	11
Dobson	10
Langford	10
Stewart	9
Hudson	8
Mulder	8
five players tied	7

Losses

Langford	105
Blue	86
Stewart	78
Hunter	77
Keough	75
Zito	63
McCatty	63
Odom	61
Fingers	61
Welch	60

Walks

Stewart	655
Blue	617
Odom	598
Zito	560
McCatty	520
Norris	499
Hunter	493
Welch	469
Keough	456
Langford	402



Jim "Catfish" Hunter

Saves

Eckersley	320
Fingers	136
Taylor	100
Street	94
Isringhausen	75
Howell	61
Koch	44
Foulke	44
Caudill	37
Lindblad	34

Strikeouts

Blue	1315
Stewart	1152
Hunter	1139
Zito	1096
Hudson	899
Fingers	784
Welch	677
Odom	675
Mulder	668
Eckersley	658

ERA

Eckersley	2.74
Segui	2.78
Duchscherer	2.82
Fingers	2.91
Holtzman	2.92
Blue	2.95
Lindblad	2.98
Hunter	3.00
Honeycutt	3.10
Hudson	3.30

(Min. 400 innings pitched)

Won-Loss Pct.

Hudson	92-39	.702
Mulder	81-42	.659
Harden	36-19	.655
Davis	38-21	.644
Hunter	131-77	.630
Zito	102-63	.618
Lindblad	42-26	.618
Welch	96-60	.615
Stewart	119-78	.604
Blue	124-86	.590

(Min. 50 decisions)

LASTS BY A'S PITCHERS

Run:	Joe Kennedy, June 12, 2007 at Houston
Hit:	Greg Smith, June 13, 2008 at San Francisco
Double:	Joe Kennedy, June 12, 2007 at Houston
Triple:	John Odom, August 22, 1971 vs. Boston (Game 1)
Homer:	John Odom, September 4, 1972 vs. California (Game 1)

RBI:	Joe Kennedy, June 12, 2007 at Houston
Walk:	Dana Eveland, May 16, 2008 at Atlanta
Stolen Base:	Gene Nelson, July 3, 1988 at Toronto (pinch runner)

FRANCHISE SEASON BATTING LEADERS

Games

Tejada (2003).....	162
Long (2002).....	162
Tejada (2002).....	162
Long (2001).....	162
Tejada (2001).....	162
Griffin (1986).....	162
Griffin (1985).....	162
Bando (1973).....	162
Bando (1969).....	162
Bando (1968).....	162
Siebern (1962).....	162

Runs

Simmons (1930).....	152
Foxx (1932).....	151
Lajoie (1901).....	145
Simmons (1932).....	144
Collins (1912).....	137
Joost (1949).....	128
Foxx (1930).....	127
Foxx (1933).....	125
Collins (1913).....	125
Jackson (1969).....	123
Foxx (1929).....	123

Doubles

Simmons (1926).....	53
Moses (1937).....	48
Lajoie (1901).....	48
Giambi (2001).....	47
McNair (1932).....	47
H. Davis (1905).....	47
Seybold (1903).....	45
B. Johnson (1933).....	44
five tied with.....	43

Walks

Joost (1949).....	149
Giambi (2000).....	137
Fain (1949).....	136
Fain (1950).....	133
Giambi (2001).....	129
Bishop (1930).....	128
Bishop (1929).....	128
Joost (1952).....	122
Hartsel (1905).....	121
Valo (1949).....	119
Joost (1948).....	119

Stolen Bases

RHenderson (1982).....	130
RHenderson (1983).....	108
RHenderson (1980).....	100
Collins (1910).....	81
North (1976).....	75
Collins (1909).....	67
RHenderson (1998).....	66
RHenderson (1984).....	66
RHenderson (1990).....	65
Collins (1912).....	63

At Bats

Simmons (1932).....	670
Tejada (2002).....	662
Cramer (1933).....	661
Simmons (1925).....	658
Finney (1936).....	653
Moses (1937).....	649
Cramer (1934).....	649
Damon (2001).....	644
Cramer (1935).....	644
Campaneris (1968).....	642

Hits

Simmons (1925).....	253
Lajoie (1901).....	232
Simmons (1932).....	216
Cramer (1935).....	214
Foxx (1932).....	213
Simmons (1929).....	212
Simmons (1930).....	211
Moses (1937).....	208
Foxx (1933).....	204
Tejada (2002).....	204

Triples

Baker (1912).....	21
Baker (1909).....	19
Da. Murphy (1910).....	18
Da. Murphy (1904).....	17
Simmons (1930).....	16
Miller (1929).....	16
Strunk (1915).....	16
Cimoli (1962).....	15
Witt (1916).....	15
Baker (1910).....	15
Collins (1910).....	15

Strikeouts

Cust (2008).....	197
Canseco (1986).....	175
Jackson (1968).....	171
Cust (2007).....	164
Jackson (1971).....	161
Canseco (1990).....	158
Canseco (1987).....	157
Swisher (2006).....	152
Canseco (1991).....	152
Monday (1968).....	143
Mathews (1964).....	143

Batting Average

Lajoie (1901).....	.426
Simmons (1931).....	.390
Simmons (1925).....	.384
Simmons (1930).....	.381
Collins (1911).....	.365
Simmons (1929).....	.365
Foxx (1932).....	.364
Cochrane (1930).....	.357
Cobb (1927).....	.357
Foxx (1933).....	.356
Lamar (1925).....	.356



Al Simmons

Home Runs

Foxx (1932).....	58
McGwire (1996).....	52
McGwire (1987).....	49
Foxx (1933).....	48
Jackson (1969).....	47
Canseco (1991).....	44
Foxx (1934).....	44
Giambi (2000).....	43
McGwire (1992).....	42
Canseco (1988).....	42
Zernial (1953).....	42

Total Bases

Foxx (1932).....	438
Foxx (1933).....	403
Simmons (1930).....	392
Simmons (1925).....	392
Simmons (1929).....	373
Simmons (1932).....	367
Foxx (1930).....	358
Moses (1937).....	357
Foxx (1934).....	352
Canseco (1988).....	347

Slugging Pct.

Foxx (1932).....	.749
McGwire (1996).....	.730
Simmons (1930).....	.708
Foxx (1933).....	.703
Giambi (2001).....	.660
Foxx (1934).....	.653
Giambi (2000).....	.647
Lajoie (1901).....	.643
Simmons (1929).....	.642
Simmons (1931).....	.641

Runs Batted In

Foxx (1932).....	169
Simmons (1930).....	165
Foxx (1933).....	163
Simmons (1929).....	157
Foxx (1930).....	156
Simmons (1932).....	151
Giambi (2000).....	137
Tejada (2002).....	131
Baker (1912).....	130
Foxx (1934).....	130

Extra Base Hits

Foxx (1932).....	100
Foxx (1933).....	94
Simmons (1930).....	93
Giambi (2001).....	87
Jackson (1969).....	86
Moses (1937).....	86
Simmons (1929).....	84
Foxx (1930).....	83
Simmons (1926).....	82
McGwire (1987).....	81

On-Base Percentage

Giambi (2001).....	.477
Giambi (2000).....	.476
Foxx (1932).....	.469
McGwire (1996).....	.467
Foxx (1929).....	.463
Lajoie (1901).....	.463
Foxx (1935).....	.461
Cochrane (1933).....	.459
Collins (1914).....	.452
Collins (1911).....	.451
Fain (1951).....	.451

OAKLAND SEASON BATTING LEADERS

Games

Tejada (2003).....	162
Long (2002).....	162
Tejada (2002).....	162
Long (2001).....	162
Tejada (2001).....	162
Griffin (1986).....	162
Griffin (1985).....	162
Bando (1973).....	162
Bando (1969).....	162
Bando (1968).....	162

Runs

Jackson (1969).....	123
Canseco (1988).....	120
RHenderson (1990)...	119
RHenderson (1982)...	119
Giambi (1999).....	115
Canseco (1991).....	115
RHenderson (1984)...	113
RHenderson (1980)...	111
Giambi (2001).....	109
three players tied.....	108

Doubles

Giambi (2001).....	47
Chavez (2001).....	43
Tejada (2003).....	42
Grieve (1998).....	41
Giambi (1997).....	41
Chavez (2005).....	40
Grieve (2000).....	40
Giambi (1996).....	40
five players tied.....	39

Walks

Giambi (2000).....	137
Giambi (2001).....	129
RHenderson (1998)...	118
Bando (1970).....	118
RHenderson (1980)...	117
McGwire (1996).....	116
RHenderson (1982)...	116
Jackson (1969).....	114
Bando (1969).....	111
Cust (2008).....	111

Stolen Bases

RHenderson (1982)...	130
RHenderson (1983)...	108
RHenderson (1980)...	100
North (1976).....	75
RHenderson (1998)...	66
RHenderson (1984)...	66
RHenderson (1990)...	65
Campaneris (1969)...	62
Campaneris (1968)...	62
RHenderson (1991)...	58

At Bats

Tejada (2002).....	662
Damon (2001).....	644
Campaneris (1968)...	642
Tejada (2003).....	636
Sierra (1993).....	630
Canseco (1987).....	630
Long (2001).....	629
Armas (1980).....	628
Chavez (2005).....	625
Campaneris (1972)...	625

Hits

Tejada (2002).....	204
Kotsay (2004).....	190
Canseco (1988).....	187
Lansford (1989).....	185
Washington (1975)...	182
Giambi (1999).....	181
Rudi (1972).....	181
Lansford (1984).....	179
RHenderson (1980)...	179
Giambi (2001).....	178
Long (2001).....	178

Triples

Garner (1976).....	12
Polonia (1987).....	10
Byrnes (2003).....	9
Rudi (1972).....	9
Campaneris (1968)...	9
Armas (1980).....	8
Page (1977).....	8
Campaneris (1974)...	8
seven players tied.....	7

Strikeouts

Cust (2008).....	197
Canseco (1986).....	175
Jackson (1968).....	171
Cust (2007).....	164
Jackson (1971).....	161
Canseco (1990).....	158
Canseco (1987).....	157
Swisher (2006).....	152
Canseco (1991).....	152
Monday (1968).....	143

Batting Average

Giambi (2001).....	.342
Lansford (1989).....	.336
Giambi (2000).....	.333
RHenderson (1990)...	.325
Durazo (2004).....	.321
RHenderson (1981)...	.319
Giambi (1999).....	.315
Kotsay (2004).....	.314
McGwire (1996).....	.312
Washington (1975)...	.308
Tejada (2002).....	.308



Reggie Jackson

Home Runs

McGwire (1996).....	52
McGwire (1987).....	49
Jackson (1969).....	47
Canseco (1991).....	44
Giambi (2000).....	43
McGwire (1992).....	42
Canseco (1988).....	42
Thomas (2006).....	39
McGwire (1995).....	39
McGwire (1990).....	39

Total Bases

Canseco (1988).....	347
McGwire (1987).....	344
Giambi (2001).....	343
Tejada (2002).....	336
Jackson (1969).....	334
Giambi (2000).....	330
Giambi (1999).....	318
Canseco (1991).....	318
Armas (1980).....	314
Berroa (1996).....	312

Slugging Pct.

McGwire (1996).....	.730
Giambi (2001).....	.660
Giambi (2000).....	.647
McGwire (1987).....	.618
Jackson (1969).....	.608
McGwire (1992).....	.585
RHenderson (1990)...	.577
Canseco (1988).....	.569
Jaha (1999).....	.556
Canseco (1991).....	.556

Runs Batted In

Giambi (2000).....	137
Tejada (2002).....	131
Canseco (1988).....	124
Giambi (1999).....	123
Canseco (1991).....	122
Giambi (2001).....	120
McGwire (1987).....	118
Kingman (1984).....	118
Jackson (1969).....	118
Canseco (1986).....	117
Jackson (1973).....	117

Extra Base Hits

Giambi (2001).....	87
Jackson (1969).....	86
McGwire (1987).....	81
Jackson (1975).....	78
Canseco (1991).....	77
Canseco (1988).....	76
Chavez (2001).....	75
Chavez (2003).....	73
McGwire (1996).....	73
Giambi (2000).....	73

On-Base Pct.

Giambi (2001).....	.477
Giambi (2000).....	.476
McGwire (1996).....	.467
RHenderson (1990)...	.439
Giambi (1999).....	.422
RHenderson (1980)...	.420
Jaha (1999).....	.414
RHenderson (1983)...	.414
RHenderson (1994)...	.411
Jackson (1969).....	.410

FRANCHISE SEASON PITCHING LEADERS

Games

Koch (2002)	84
Wyatt (1964)	81
Groom (1997)	78
Groom (1999)	76
Fingers (1974)	76
Bradford (2002)	75
Groom (1998)	75
Fingers (1975)	75
Lacey (1978)	74
seven players tied	72

Complete Games

Waddell (1904)	39
Plank (1904)	37
Plank (1905)	35
Coombs (1910)	35
Fraser (1901)	35
Waddell (1903)	34
Plank (1907)	33
Plank (1903)	33
Plank (1902)	31
Myers (1916)	31
Henley (1904)	31

Wins

Grove (1931)	31
Coombs (1910)	31
Grove (1930)	28
Coombs (1911)	28
Welch (1990)	27
Rommel (1922)	27
Waddell (1905)	27
Plank (1904)	26
Plank (1912)	26
three players tied	25

Innings Pitched

Waddell (1904)	383.0
Plank (1904)	357.1
Coombs (1910)	353.0
Plank (1905)	346.2
Plank (1907)	343.2
Coombs (1911)	336.2
Plank (1903)	336.0
Perry (1918)	332.1
Fraser (1901)	331.0
Waddell (1905)	328.2

Games Started

Waddell (1904)	46
Plank (1904)	43
Hunter (1974)	41
Plank (1905)	41
eight players tied	40

Shutouts


Coombs (1910)	13
Blue (1971)	8
Plank (1907)	8
Waddell (1906)	8
Waddell (1904)	8
Bush (1916)	8
six players tied	7

Losses

Perry (1920)	25
Bush (1916)	24
Myers (1916)	23
Rommel (1921)	23
Naylor (1920)	23
Wyckoff (1915)	22
Ditmar (1956)	22
Kelley (1937)	21
Harris (1943)	21
nine tied with	20

Walks

Myers (1916)	168
Wyckoff (1915)	165
Marchildon (1947)	141
Marchildon (1942)	140
Earnshaw (1930)	139
Cain (1933)	137
Fraser (1901)	132
Grove (1925)	131
Marchildon (1948)	131
Bush (1916)	130



Lefty Grove

Saves

Eckersley (1992)	51
Eckersley (1990)	48
Eckersley (1988)	45
Koch (2002)	44
Foulke (2003)	43
Eckersley (1991)	43
Street (2006)	37
Eckersley (1993)	36
Caudill (1984)	36
Isringhausen (2001)	34
<i>(Since 1969)</i>	

Strikeouts

Waddell (1904)	349
Waddell (1903)	302
Blue (1971)	301
Waddell (1905)	287
Waddell (1907)	232
Coombs (1910)	224
Plank (1905)	210
Waddell (1902)	210
Grove (1930)	209
three players tied	205

ERA

Coombs (1910)	1.30
Krause (1909)	1.39
Waddell (1905)	1.48
Morgan (1910)	1.55
Bender (1910)	1.58
Waddell (1904)	1.62
Morgan (1909)	1.65
Bender (1909)	1.66
Plank (1909)	1.76
Blue (1971)	1.82

Won-Loss Percentage

Grove (1931)	31-4	.886
Bender (1914)	17-3	.850
Grove (1930)	28-5	.848
Zito (2002)	23-5	.821
Bender (1910)	23-5	.821
Welch (1990)	27-6	.818
Plank (1912)	26-6	.813
Hunter (1973)	21-5	.808
Coombs (1910)	31-9	.775
Waddell (1902)	24-7	.774
Shantz (1952)	24-7	.774
<i>(Min. 20 decisions)</i>		

RELIEF PITCHERS SAVE RULE

A pitcher is credited with a save when he meets all three of the following conditions:

1. He is the finishing pitcher in a game won by his club, and
2. He is not the winning pitcher, and
3. He qualifies under one of the following conditions:
 - a. He enters the game with a lead of no more than three runs and pitches for at least one inning, or
 - b. He enters the game with the potential tying run either on base, at bat, or on deck (that is, the potential tying run is either on base or is one of the first two batsmen he faces), or
 - c. He pitches effectively for at least three innings

OAKLAND SEASON PITCHING LEADERS

Games

Koch (2002)	84
Groom (1997)	78
Groom (1999)	76
Fingers (1974)	76
Bradford (2002)	75
Groom (1998)	75
Fingers (1975)	75
Lacey (1978)	74
seven players tied	72

Complete Games

Langford (1980)	28
Norris (1980)	24
Blue (1971)	24
Hunter (1974)	23
Keough (1980)	20
Blue (1976)	20
Langford (1981)	18
six players tied	16

Wins

Welch (1990)	27
Hunter (1974)	25
Blue (1971)	24
Zito (2002)	23
Stewart (1990)	22
Norris (1980)	22
Blue (1975)	22
seven players tied	21

Innings Pitched

Hunter (1974)	318.0
Blue (1971)	312.0
Blue (1976)	298.0
Holtzman (1973)	297.1
Hunter (1972)	295.0
Langford (1980)	290.0
Norris (1980)	284.0
Blue (1974)	282.0
Blue (1977)	280.0
Blue (1975)	278.0

Games Started

Hunter (1974)	41
Blue (1974)	40
Holtzman (1973)	40
Dobson (1970)	40
Hunter (1970)	40
Torrez (1976)	39
Blue (1971)	39
Blue (1977)	38
Blue (1975)	38
Holtzman (1975)	38
Holtzman (1974)	38

Shutouts


Blue (1971)	8
Blue (1976)	6
Hunter (1974)	6
Nash (1968)	6
Hunter (1972)	5
Dobson (1970)	5
10 players tied	4

Losses

Kingman (1980)	20
Blue (1977)	19
Langford (1977)	19
Keough (1982)	18
Keough (1979)	17
Holtzman (1974)	17
Candiotti (1998)	16
Langford (1982)	16
Langford (1979)	16
Smith (2008)	16

Walks

Odom (1969)	112
Stewart (1988)	110
Rijo (1986)	108
Holtzman (1975)	108
Moore (1991)	105
Stewart (1991)	105
Stewart (1987)	105
Blue (1973)	105
Moore (1992)	103
Appier (2000)	102
Plunk (1986)	102



Vida Blue

Saves

Eckersley (1992)	51
Eckersley (1990)	48
Eckersley (1988)	45
Koch (2002)	44
Foulke (2003)	43
Eckersley (1991)	43
Street (2006)	37
Eckersley (1993)	36
Caudill (1984)	36
Isringhausen (2001)	34

Strikeouts

Blue (1971)	301
Zito (2001)	205
Stottlemire (1995)	205
Stewart (1987)	205
Haren (2007)	192
Stewart (1988)	192
Hunter (1972)	191
Blue (1975)	189
Zito (2002)	182
Hudson (2001)	181
Hunter (1971)	181

ERA

Blue (1971)	1.82
Hunter (1972)	2.04
Nash (1968)	2.28
McCatty (1981)	2.32
Blue (1976)	2.36
Odom (1968)	2.45
Hunter (1974)	2.49
Torrez (1976)	2.50
Odom (1972)	2.50
Holtzman (1972)	2.51

Won-Loss Percentage

Zito (2002)	23-5 .821
Welch (1990)	27-6 .818
Hunter (1973)	21-5 .808
Hudson (2000)	20-6 .769
Blue (1971)	24-8 .750
Hunter (1972)	21-7 .750
Dobson (1971)	15-5 .750
Mulder (2002)	19-7 .731
Davis (1989)	19-7 .731
Mulder (2001)	21-8 .724

(Min. 20 decisions)

LONGEST STREAKS BY OAKLAND A'S PITCHERS

Scoreless

37	August 13 to August 17, 1983
29	June 11 to June 14, 1968
29	August 27 to August 31, 1996
29	April 9 to April 12, 1978
29	May 27 to May 30, 1976
29	June 3 to June 5, 1972
29	July 30 to August 2, 1972
29	July 21 to July 24, 1968

Homerless

136.2	June 19-July 4, 1974
96.0	June 23-July 4, 1999
92.0	July 28-August 6, 1970
91.2	April 11-21, 1971
83.0	June 24-July 2, 1978
80.0	May 9-20, 1977
77.0	May 21-31, 1977

ATHLETICS YEAR-BY-YEAR BATTING

Year	AVG.	AB	R	H	2B	3B	HR	RBI	BB	SO	SH	SF	HP	SB	CS	SLG	OBA
1901	.289	4882	805	1409	239	87	35	665	301	344	78		53	173		.395	.337
1902	.287	4762	775	1369	235	67	38	673	343	293	118		38	201		.389	.340
1903	.264	4673	597	1236	227	68	32	502	268	513	101		32	157		.363	.309
1904	.249	5088	557	1266	197	77	31	486	313	605	137		41	137		.336	.298
1905	.255	5146	623	1310	256	51	24	511	376	644	165		34	190		.338	.310
1906	.247	4883	561	1206	213	49	32	489	385	557	157		43	165		.330	.308
1907	.255	5010	582	1276	220	44	22	485	384		176		27	137		.329	.311
1908	.223	5065	486	1131	183	50	21	392	368		177		37	116		.292	.281
1909	.256	4906	605	1257	186	88	21	498	403		248		64	205		.343	.321
1910	.266	5154	673	1373	191	105	19	541	409		196		47	207		.355	.326
1911	.296	5199	861	1540	237	93	35	692	424		232		65	226		.398	.357
1912	.282	5111	779	1442	204	108	22	620	485		201		38	258		.377	.349
1913	.280	5044	794	1412	223	80	33	660	534	547	174		65	221		.375	.356
1914	.272	5126	749	1392	165	80	29	627	545	517	218		52	231	188	.352	.348
1915	.237	5081	545	1204	183	72	16	440	436	634	137		54	127	89	.311	.304
1916	.242	5010	447	1212	169	65	19	380	406	631	157		30	151		.313	.303
1917	.254	5109	529	1296	177	62	17	457	435	519	205		33	112		.323	.316
1918	.243	4278	412	1039	124	44	22	356	343	485	124		26	83		.308	.303
1919	.244	4730	457	1156	175	71	35	396	349	565	125		30	103		.334	.300
1920	.252	5256	558	1324	220	49	44	470	353	593	169		43	50	67	.338	.304
1921	.274	5465	657	1497	256	64	82	601	424	565	136		29	69	56	.389	.330
1922	.270	5211	705	1409	229	63	111	631	437	591	170		34	60	63	.402	.331
1923	.271	5196	661	1407	229	64	53	577	445	517	172		44	72	62	.370	.334
1924	.281	5184	685	1459	251	59	63	608	374	482	157		38	79	66	.389	.334
1925	.307	5399	831	1659	298	79	76	767	453	432	187		31	67	59	.434	.364
1926	.269	5046	677	1359	259	65	61	619	523	452	238		26	56	46	.383	.341
1927	.303	5296	841	1606	281	70	56	767	551	326	119		30	101	63	.414	.372
1928	.295	5226	829	1540	323	75	89	759	533	442	196		37	59	48	.436	.364
1929	.296	5204	901	1539	288	76	122	845	543	440	214		29	61	38	.451	.365
1930	.294	5345	951	1573	319	74	125	895	599	531	188		31	48	33	.452	.369
1931	.287	5377	858	1544	311	64	118	798	528	543	78		35	25	23	.435	.355
1932	.290	5537	981	1606	303	52	172	923	647	630	94		21	38	23	.457	.366
1933	.285	5330	875	1519	297	57	139	831	625	618	80		15	34	34	.440	.362
1934	.280	5317	764	1491	236	50	144	708	491	584	99		13	57	35	.425	.343
1935	.279	5269	710	1470	243	44	112	671	475	602	86		17	43	35	.406	.341
1936	.269	5373	714	1443	240	60	72	663	524	590	74		19	59	43	.376	.336
1937	.267	5228	699	1398	278	60	94	649	583	557	70		5	95	48	.397	.341
1938	.270	5229	726	1410	243	62	98	686	605	590	78		22	65	53	.396	.348
1939	.271	5309	711	1438	282	55	98	666	503	532	138		15	60	34	.400	.336
1940	.262	5304	703	1391	242	53	105	648	556	656	69		19	48	33	.387	.334
1941	.268	5336	713	1431	240	69	85	660	574	588	76		8	27	36	.387	.340
1942	.249	5285	549	1315	213	46	33	517	440	490	74		23	44	45	.325	.309
1943	.232	5244	497	1219	174	44	26	462	430	465	95		29	55	42	.297	.294
1944	.257	5312	525	1364	169	47	36	475	422	490	121		17	42	32	.327	.314
1945	.245	5296	494	1297	201	37	33	440	449	463	96		19	25	45	.316	.306
1946	.253	5200	529	1317	220	51	40	481	482	594	105		9	39	30	.338	.318
1947	.252	5198	633	1311	218	52	61	581	605	563	144		24	37	33	.349	.333
1948	.260	5181	729	1345	231	47	68	685	726	523	120		22	40	32	.362	.353
1949	.260	5123	726	1331	214	49	82	680	783	493	117		25	36	25	.369	.361
1950	.261	5212	670	1361	204	53	100	627	685	493	73		23	42	25	.378	.349
1951	.262	5277	736	1381	262	43	102	685	677	565	61		34	47	36	.386	.349
1952	.253	5163	664	1305	212	35	89	634	683	561	102		27	52	43	.359	.343
1953	.256	5455	632	1398	205	38	116	588	498	602	51		24	41	24	.372	.321
1954	.236	5206	542	1228	191	41	94	503	504	677	54	31	28	30	29	.342	.305
Phila.	.266		36513		12386		3502		26237		7327		1674				.333
	278846		74211		3308		32670						5003			.372	

Year	AVG.	AB	R	H	2B	3B	HR	RBI	BB	SO	SH	SF	HP	SB	CS	SLG	OBA
1955	.261	5335	638	1395	189	46	121	593	463	725	57	34	26	22	36	.382	.322
1956	.252	5256	619	1325	204	41	112	581	480	727	67	37	20	40	30	.370	.315
1957	.244	5170	563	1262	195	40	166	535	364	760	62	36	24	35	27	.394	.295
1958	.247	5261	642	1297	196	50	138	605	452	747	64	43	25	22	36	.381	.307
1959	.263	5264	681	1383	231	43	117	638	481	780	69	38	33	34	24	.390	.326
1960	.249	5226	615	1303	212	34	110	566	513	744	75	32	12	16	11	.366	.316
1961	.247	5423	683	1342	216	47	90	632	580	772	89	47	25	58	22	.354	.320
1962	.263	5576	745	1467	220	58	116	691	556	803	78	50	42	76	21	.386	.332
1963	.247	5495	615	1356	225	38	95	582	529	829	77	46	25	47	26	.353	.313
1964	.239	5524	621	1321	216	29	166	594	548	1104	53	25	42	34	20	.379	.311
1965	.240	5393	585	1294	186	59	110	546	521	1020	74	35	35	110	51	.358	.309
1966	.236	5328	564	1259	212	56	70	509	421	982	71	27	26	132	50	.337	.294
1967	.233	5349	533	1244	212	50	69	481	452	1019	59	36	42	132	59	.330	.296
K.C.	.248		8104		2714		1480		6360		895		377		413		.312
		69600		17248		591		7553		11012		486		758		.368	
1968	.240	5406	569	1300	192	40	94	522	472	1022	78	35	35	147	61	.343	.304
1969	.249	5614	740	1400	210	28	148	680	617	953	74	35	63	100	39	.376	.328
1970	.249	5376	678	1338	208	24	171	630	584	977	73	36	36	131	68	.392	.325
1971	.252	5494	691	1383	195	25	160	642	542	1018	80	38	37	80	53	.384	.321
1972	.240	5200	604	1248	195	29	134	565	463	886	100	36	47	87	48	.366	.306
1973	.260	5507	758	1431	216	28	147	714	595	919	67	53	35	128	57	.389	.333
1974	.247	5331	689	1315	205	37	132	637	568	876	60	51	38	164	93	.373	.321
1975	.254	5415	758	1376	220	33	151	703	609	846	74	35	51	183	82	.391	.333
1976	.246	5353	686	1319	208	33	113	625	592	818	58	58	45	341	123	.361	.323
1977	.240	5358	605	1284	176	37	117	548	516	910	64	46	36	176	89	.352	.308
1978	.245	5321	532	1304	200	31	100	492	433	800	108	27	25	144	117	.351	.303
1979	.239	5348	573	1276	188	32	108	541	482	751	75	46	20	104	69	.346	.302
1980	.259	5495	686	1424	212	35	137	635	506	824	99	41	19	175	82	.385	.322
1981	.247	3677	458	910	119	26	104	430	342	647	46	32	16	98	47	.379	.312
1982	.236	5448	691	1286	211	27	149	659	582	948	50	54	20	232	87	.367	.309
1983	.262	5516	708	1447	237	28	121	662	524	872	55	62	31	235	98	.381	.326
1984	.259	5457	738	1415	257	29	158	697	568	871	37	77	22	145	64	.404	.327
1985	.264	5581	757	1475	230	34	155	690	508	861	63	47	16	117	58	.401	.325
1986	.252	5435	731	1370	213	25	163	683	553	983	56	51	32	139	61	.390	.322
1987	.260	5511	806	1432	263	33	199	761	593	1056	50	48	36	140	63	.428	.333
1988	.263	5602	800	1474	251	22	156	752	580	926	54	55	65	129	54	.399	.336
1989	.261	5416	712	1414	220	25	127	659	562	855	36	62	34	157	55	.381	.331
1990	.254	5433	733	1379	209	22	164	693	651	992	60	48	46	122	87	.391	.336
1991	.248	5410	760	1342	246	19	159	716	642	981	41	49	50	151	64	.389	.331
1992	.258	5387	745	1389	219	24	142	693	707	831	72	59	49	143	59	.386	.346
1993	.254	5543	715	1408	260	21	158	679	622	1048	46	49	33	131	59	.394	.330
1994	.260	3885	549	1009	178	13	113	515	417	686	24	51	18	91	39	.399	.330
1995	.264	4916	730	1296	228	18	169	694	565	911	32	58	45	112	46	.420	.341
1996	.265	5630	861	1492	283	21	243	823	640	1114	35	39	58	58	35	.452	.344
1997	.260	5589	764	1451	274	23	197	714	642	1181	49	40	49	71	36	.423	.339
1998	.257	5490	804	1413	295	13	149	755	633	1122	58	46	55	131	47	.397	.338
1999	.259	5519	893	1430	287	20	235	845	770	1129	39	41	71	70	37	.446	.355
2000	.270	5560	947	1501	281	23	239	908	750	1159	26	44	52	40	15	.458	.360
2001	.264	5573	884	1469	334	22	199	835	640	1021	25	59	88	68	29	.439	.345
2002	.261	5558	800	1450	279	28	205	772	609	1008	20	36	68	46	20	.432	.339
2003	.254	5497	768	1398	317	24	176	742	556	898	22	53	59	48	14	.417	.327
2004	.270	5728	793	1545	336	15	189	752	608	1061	25	43	55	47	22	.433	.343
2005	.262	5627	772	1476	310	20	155	739	537	819	19	40	52	31	22	.407	.330
2006	.260	5500	771	1429	266	22	175	735	650	976	25	56	50	61	20	.412	.340
2007	.256	5577	741	1430	295	16	171	711	664	1119	18	56	49	52	20	.407	.338
2008	.242	5451	646	1318	270	23	125	610	574	1226	30	35	48	88	21	.369	.318
Oak.	.255		29646		9793		6407		23668		2123		1754		2260		.329
		220734		56246		1048		27858		38901		1927		4913		.396	

Year	AVG.	AB	R	H	2B	3B	HR	RBI	BB	SH	HP	SB	SLG	OBA
Totals	.260	569180	74263	147705	24893	4947	11389	68081	56265	10345	3805	10674	.381	.329

ATHLETICS YEAR-BY-YEAR PITCHING

Year	ERA	CG	SV	SHO	IP	H	R	ER	HR	BB	SO	HB	WP	OPP. AVG.
1901	4.00	124		6	1200.2	1346	761	534	20	374	350	59	40	.280
1902	3.29	114		5	1216.1	1292	636	444	33	368	455	63	29	.273
1903	2.98	112		10	1207.1	1124	519	400	20	315	728	71	38	.249
1904	2.35	136		26	1361.1	1149	503	355	13	366	887	63	23	.227
1905	2.19	117		19	1383.1	1137	492	337	21	409	895	63	40	.228
1906	2.60	107		19	1322.0	1135	543	382	9	425	749	57	30	.235
1907	2.35	106		27	1354.2	1106	511	353	13	378	789	67	36	.222
1908	2.56	102		23	1400.1	1194	562	398	10	410	741	53	46	.235
1909	1.93	110		27	1378.0	1069	408	296	9	386	728	62	31	.218
1910	1.79	123		24	1421.2	1103	441	282	8	450	789	55	42	.221
1911	3.01	97		13	1375.2	1343	601	460	17	487	739	81	34	.265
1912	3.32	95		11	1357.0	1273	658	501	12	518	601	57	30	.258
1913	3.19	69		17	1351.1	1200	592	479	24	532	630	39	48	.229
1914	2.78	89		24	1404.0	1264	529	433	18	521	720	28	37	.249
1915	4.29	78		6	1348.1	1358	888	643	22	827	588	57	68	.278
1916	3.92	94		11	1343.2	1311	776	585	26	715	575	31	53	.267
1917	3.27	80		8	1365.2	1310	691	496	23	562	516	23	37	.250
1918	3.22	80		13	1156.0	1106	538	413	13	486	277	35	20	.264
1919	4.26	72		1	1239.1	1371	742	587	44	503	417	29	25	.290
1920	3.93	79		6	1380.1	1612	834	602	56	461	423	40	27	.300
1921	4.61	75		2	1400.1	1645	894	717	85	548	431	32	34	.300
1922	4.59	73		4	1362.1	1573	830	695	107	469	373	32	22	.297
1923	4.08	65		7	1364.2	1465	761	619	68	550	400	23	23	.280
1924	4.39	68		8	1345.0	1527	778	656	43	597	371	28	19	.292
1925	3.87	61		8	1381.2	1468	713	594	60	544	495	36	30	.276
1926	3.00	62		10	1346.0	1362	570	448	38	451	571	31	22	.268
1927	3.97	66		8	1384.0	1467	726	611	65	442	553	36	18	.278
1928	3.36	81		15	1367.2	1349	615	511	66	424	607	22	19	.256
1929	3.44	70		9	1357.0	1371	615	519	73	487	573	15	28	.264
1930	4.28	72		8	1371.0	1457	751	652	84	488	672	20	25	.274
1931	3.47	97		12	1365.1	1342	626	526	73	457	574	9	20	.258
1932	4.45	95		10	1386.0	1477	752	686	112	511	595	18	21	.271
1933	4.81	69		6	1343.2	1523	853	718	77	644	423	17	33	.283
1934	5.01	68		8	1337.0	1429	838	745	84	693	480	23	33	.275
1935	5.12	58		7	1326.1	1486	869	754	73	704	469	25	35	.285
1936	6.08	68		3	1352.1	1645	1045	913	131	696	405	24	67	.300
1937	4.85	65		6	1335.0	1490	854	720	105	613	469	17	40	.281
1938	5.48	56		4	1324.0	1573	956	806	142	599	473	18	28	.292
1939	5.79	50		6	1342.2	1687	1022	864	148	579	397	19	35	.307
1940	5.22	72		4	1345.0	1543	932	780	135	534	488	15	40	.283
1941	4.83	64		3	1365.1	1516	840	733	136	557	386	18	46	.279
1942	4.45	67		5	1374.2	1404	801	679	89	639	546	21	35	.263
1943	4.05	73		5	1394.0	1421	717	627	73	536	503	35	24	.265
1944	3.26	72		10	1397.1	1345	594	506	58	390	534	31	30	.252
1945	3.62	65		11	1381.0	1380	638	556	55	571	531	22	18	.262
1946	3.90	61		10	1342.2	1371	680	582	83	577	562	25	13	.264
1947	3.51	70		12	1391.1	1291	614	543	85	597	493	14	14	.247
1948	4.43	74		7	1368.2	1456	735	673	86	638	486	15	35	.275
1949	4.23	85		9	1365.0	1359	725	642	105	758	490	19	33	.263
1950	5.49	50		3	1346.1	1528	913	821	138	729	466	31	39	.287
1951	4.47	52		7	1358.0	1421	745	674	109	569	437	32	30	.272
1952	4.15	73		11	1384.1	1402	723	639	113	526	562	35	21	.263
1953	4.67	51		7	1409.0	1475	799	731	121	594	566	57	51	.271
1954	5.18	49		3	1371.1	1523	875	789	141	685	555	39	40	.285
Phila.	3.91	4281		544	72953.0	74574	38624	31709	3572	28889	29533	1887	1755	

Year	ERA	CG	SV	SHO	IP	H	R	ER	HR	BB	SO	HB	WP	OPP. AVG.
1955	5.35	29		9	1382.0	1486	911	822	175	707	572	42	36	.278
1956	4.86	30		3	1370.1	1424	831	740	187	679	636	42	38	.271
1957	4.19	26		6	1369.2	1344	710	637	153	565	626	25	45	.260
1958	4.15	42		9	1398.1	1405	713	645	150	467	721	28	31	.262
1959	4.35	44		8	1360.2	1452	760	658	148	492	703	46	41	.274
1960	4.38	44		4	1374.0	1428	756	668	160	525	664	43	37	.271
1961	4.74	32		5	1415.0	1519	863	746	141	629	703	53	58	.275
1962	4.79	32		4	1434.0	1450	837	764	199	655	825	42	63	.263
1963	3.92	35		11	1458.0	1417	704	635	156	540	887	44	43	.256
1964	4.71	18		6	1455.2	1516	836	761	220	614	966	54	55	.269
1965	4.24	18		7	1433.0	1399	755	675	161	574	882	39	67	.256
1966	3.56	19		11	1435.0	1281	648	567	106	630	854	39	52	.241
1967	3.68	26		10	1428.0	1265	660	584	125	558	990	37	44	.238
K.C.	4.37	395		93	18313.7	18386	9984	8902	2081	7635	10029	534	610	
1968	2.94	45	29	18	1455.2	1220	544	476	124	505	997	31	55	.227
1969	3.71	42	36	14	1480.2	1356	678	611	163	586	887	39	55	.245
1970	3.30	33	40	15	1442.2	1253	593	529	134	542	858	34	56	.234
1971	3.05	57	36	18	1469.1	1229	564	498	131	501	999	33	37	.228
1972	2.58	42	43	23	1417.2	1170	457	406	96	418	862	19	29	.226
1973	3.29	46	41	16	1457.1	1311	615	532	143	494	797	30	52	.241
1974	2.95	49	28	12	1439.2	1322	551	472	90	430	755	25	27	.246
1975	3.27	36	44	10	1448.0	1267	606	526	102	523	784	37	47	.236
1976	3.26	39	29	15	1459.1	1412	598	528	96	415	711	30	40	.255
1977	4.05	32	25	4	1436.2	1459	749	647	145	560	788	24	55	.265
1978	3.62	26	29	11	1433.1	1401	690	577	106	582	750	26	37	.259
1979	4.75	41	20	4	1429.1	1606	860	754	147	654	726	49	72	.288
1980	3.46	94	13	9	1471.2	1347	642	566	142	521	769	31	51	.244
1981	3.30	60	10	11	993.0	883	403	364	80	370	505	28	30	.240
1982	4.54	42	22	6	1456.0	1506	819	735	177	648	697	30	58	.268
1983	4.35	22	33	12	1454.0	1462	782	703	135	626	719	31	43	.263
1984	4.48	15	44	6	1430.0	1554	796	712	155	592	695	35	47	.278
1985	4.41	10	41	6	1453.0	1451	787	712	172	607	785	25	48	.259
1986	4.31	22	37	8	1433.0	1334	760	686	166	667	937	34	62	.247
1987	4.32	18	40	6	1445.2	1442	789	694	176	531	1042	36	52	.258
1988	3.44	22	64	9	1489.1	1376	620	569	116	553	983	29	62	.247
1989	3.09	17	57	20	1448.1	1287	576	497	103	510	930	28	71	.239
1990	3.18	18	64	16	1456.0	1287	570	514	123	494	831	27	50	.238
1991	4.57	14	49	10	1444.1	1425	776	734	155	655	892	55	60	.260
1992	3.73	8	58	9	1447.0	1396	672	599	129	601	843	41	67	.256
1993	4.90	8	42	2	1452.1	1551	846	791	157	680	864	49	39	.276
1994	4.80	12	23	9	1003.1	979	589	535	128	510	732	34	42	.257
1995	4.93	8	34	4	1273.0	1320	761	698	153	556	890	53	56	.269
1996	5.20	7	34	5	1456.1	1638	900	841	205	644	884	52	60	.287
1997	5.48	2	38	1	1445.1	1734	946	880	197	642	953	64	51	.301
1998	4.81	12	39	4	1434.0	1555	866	766	179	529	922	56	68	.276
1999	4.69	6	48	5	1438.1	1537	846	750	160	569	967	54	57	.274
2000	4.58	7	43	11	1435.1	1535	813	730	158	615	963	48	46	.274
2001	3.59	13	44	9	1463.1	1384	645	583	153	440	1117	46	42	.249
2002	3.68	9	48	19	1452.0	1391	654	593	135	474	1021	62	40	.252
2003	3.63	16	48	14	1441.2	1336	643	582	140	499	1018	54	41	.246
2004	4.17	10	35	8	1471.1	1466	742	682	164	544	1034	68	39	.262
2005	3.69	9	38	12	1450.1	1315	658	594	154	504	1075	60	41	.241
2006	4.21	5	54	11	1451.2	1525	727	679	162	529	1003	55	43	.272
2007	4.28	4	36	9	1448.0	1468	758	689	138	530	1036	43	52	.263
2008	4.01	4	33	7	1435.0	1364	690	640	135	576	1061	54	30	.253
OAK.	3.96	982	1569	418	58342.1	56854	28586	25674	5824	22426	36082	1659	2010	

Year	ERA	CG	SHO	IP	H	R	ER	HR	BB	SO	HB	WP
Totals	3.99	5658	1055	149609.0	149814	77189	66285	11477	58950	75644	4080	4375

ATHLETICS YEAR-BY-YEAR FIELDING

Year	AVG.	G	PO	A	E	TC	DP	TP	PB
1901	.942	137	3600	1903	337	5840	93		23
1902	.953	137	3646	1819	270	5735	75		13
1903	.960	137	3618	1613	217	5448	66		20
1904	.959	155	4080	1835	250	6165	67		21
1905	.957	152	4101	1746	265	6112	64		21
1906	.955	149	3941	1728	267	5936	86		17
1907	.958	150	4046	1959	263	6268	67		14
1908	.957	157	4158	1886	272	6316	68		20
1909	.961	153	4105	1894	245	6244	92		14
1910	.965	155	4255	2001	230	6486	117		10
1911	.964	152	4121	1896	225	6242	100		14
1912	.959	153	4100	2023	263	6386	115		17
1913	.966	153	4048	1958	212	6218	108		13
1914	.966	158	4198	1938	213	6349	116		25
1915	.947	154	4044	2023	338	6405	118		17
1916	.951	154	4021	2126	314	6461	126		19
1917	.961	154	4078	2064	251	6393	106		17
1918	.959	130	3458	1850	228	5536	136		7
1919	.956	140	3702	1902	257	5861	96		9
1920	.959	156	4120	2173	266	6559	125		13
1921	.958	155	4182	2005	274	6461	144		14
1922	.966	155	4072	1978	215	6265	118		16
1923	.964	153	4064	1935	221	6220	127		23
1924	.971	152	4025	1943	180	6148	157		12
1925	.966	153	4117	1931	211	6259	148		13
1926	.972	150	4041	1869	171	6081	131		10
1927	.970	155	4161	1897	190	6248	124		10
1928	.970	153	4107	1728	181	6016	124		10
1929	.975	151	4065	1587	146	5798	117		10
1930	.976	154	4127	1651	145	5923	121		11
1931	.976	153	4088	1614	141	5843	151		10
1932	.979	154	4160	1736	124	6020	142		15
1933	.966	152	4032	1750	203	5985	121		9
1934	.967	153	4012	1809	196	6017	166		12
1935	.967	149	3964	1690	190	5844	150		11
1936	.965	154	4061	1773	209	6043	152		21
1937	.967	154	4002	1725	198	5925	150		15
1938	.965	154	3964	1637	206	5807	119		15
1939	.965	153	4028	1678	210	5916	131		14
1940	.960	154	4035	1667	238	5940	131		15
1941	.967	154	4095	1733	200	6028	150		20
1942	.968	154	4062	1678	188	5928	124		23
1943	.973	155	4180	1741	162	6083	148		19
1944	.971	155	4192	1745	176	6113	127		12
1945	.973	153	4140	1903	168	6211	160		9
1946	.971	155	4028	1594	167	5789	141		7
1947	.976	156	4174	1689	143	6006	161		5
1948	.981	154	4108	1710	113	5931	180		7
1949	.976	154	4102	1710	140	5952	217		10
1950	.974	154	4033	1732	155	5920	208		9
1951	.978	154	4073	1849	136	6058	204		12
1952	.977	155	4150	1766	140	6056	148		11
1953	.977	157	4218	1710	137	6065	161		15
1954	.971	156	4104	1655	169	5928	163		12
Phila.	.966	8213	218406	98155	11226	327787	6957		761

FRONT OFFICE
2009 ATHLETICS
REVIEW
RECORDS
HISTORY
OPPONENTS
PLAYER DEVELOPMENT
MISCELLANEOUS

Year	AVG.	G	PO	A	E	TC	DP	TP	PB
1955	.976	155	4142	1729	146	6017	174		14
1956	.973	154	4111	1785	166	6062	187		19
1957	.979	154	4108	1720	125	5953	162		22
1958	.979	156	4196	1730	125	6051	166		34
1959	.973	154	4086	1669	160	5915	156		15
1960	.979	155	4122	1666	127	5915	149		17
1961	.972	162	4260	1755	175	6190	160		17
1962	.979	162	4294	1724	132	6150	131		25
1963	.980	162	4373	1722	127	6222	131		11
1964	.974	163	4361	1669	158	6188	152		18
1965	.977	162	4300	1620	139	6059	142		20
1966	.977	160	4320	1646	139	6105	154		20
1967	.978	161	4279	1533	132	5944	120		17
K.C.	.977	2060	54952	21988	1851	78771	1984		249
1968	.977	163	4367	1659	145	6171	136	0	20
1969	.979	162	4442	1788	136	6366	162	0	26
1970	.977	162	4328	1680	141	6149	152	0	12
1971	.981	161	4408	1660	117	6185	157	0	17
1972	.979	155	4253	1689	130	6072	146	0	13
1973	.978	162	4372	1710	137	6219	170	0	9
1974	.977	162	4319	1704	141	6164	154	0	10
1975	.977	162	4344	1686	143	6173	140	0	13
1976	.977	161	4378	1821	144	6343	130	0	11
1977	.970	161	4310	1762	190	6262	136	0	12
1978	.971	162	4300	1626	179	6105	145	0	10
1979	.972	162	4288	1718	174	6180	137	3	15
1980	.979	162	4415	1631	130	6176	115	0	9
1981	.980	109	2979	1080	81	4140	74	1	2
1982	.974	162	4368	1647	160	6175	140	0	8
1983	.974	162	4363	1602	157	6122	157	1	14
1984	.975	162	4290	1508	146	5944	159	0	9
1985	.977	162	4359	1566	140	6065	136	0	19
1986	.978	162	4299	1596	135	6030	120	0	16
1987	.977	162	4337	1649	142	6128	123	0	18
1988	.983	162	4468	1629	105	6202	151	0	10
1989	.979	162	4345	1640	129	6114	159	0	13
1990	.986	162	4368	1630	87	6085	152	0	14
1991	.982	162	4333	1608	107	6048	150	0	8
1992	.979	162	4341	1576	125	6042	158	0	8
1993	.982	162	4357	1625	111	6093	161	0	15
1994	.979	114	3010	1122	88	4220	105	0	5
1995	.981	144	3819	1486	102	5407	151	0	4
1996	.984	162	4369	1778	103	6250	195	1	11
1997	.980	162	4336	1765	122	6223	170	0	5
1998	.977	162	4302	1654	141	6097	155	0	13
1999	.980	162	4315	1700	122	6137	166	0	18
2000	.978	161	4306	1726	134	6166	164	1	8
2001	.980	162	4390	1756	125	6271	151	0	4
2002	.984	162	4356	1798	102	6256	144	0	9
2003	.983	162	4325	1779	107	6211	145	0	9
2004	.986	162	4414	1809	91	6314	172	0	14
2005	.986	162	4351	1649	88	6088	166	0	5
2006	.986	162	4355	1626	84	6065	173	0	10
2007	.985	162	4344	1687	90	6121	153	0	16
2008	.984	161	4305	1573	98	5976	169	0	8
Oakland	.979	6912	175028	67398	5129	247555	6099	7	470

Year	AVG.	G	PO	A	E	TC	DP	TP	PB
Totals	.972	17185	448386	187521	18206	654113	15040		1480

ATHLETICS YEAR-BY-YEAR BATTING LEADERS

Batting Average

1901 Lajoie426
1902 Cross339
1903 Seybold299
1904 Davis308
1905 Davis284
1906 Seybold316
1907 Nicholls302
1908 Murphy265
1909 Collins346
1910 Collins322
1911 Collins365
1912 Collins348
1913 Collins345
1914 Collins344
1915 McInnis314
1916 Strunk316
1917 McInnis303
1918 Burns352
1919 Burns296
1920 Walker268
1921 Witt315
1922 Miller336
1923 Hauser307
1924 Simmons308
1925 Simmons384
1926 Simmons343
1927 Simmons392
1928 Simmons351
1929 Simmons365
1930 Simmons381
1931 Simmons390
1932 Foxx364
1933 Foxx356
1934 Foxx334
1935 Foxx346
1936 Moses345
1937 Moses320
1938 Johnson313
1939 Johnson338
1940 Moses309
1941 Siebert334
1942 Johnson291
1943 Hall256
1944 Siebert306
1945 Estalella299
1946 Rosar283
1947 McCosky328
1948 McCosky326
1949 Valo283
1950 Lehner309
1951 Fain344
1952 Fain327
1953 Philley303
1954 Finigan302
1955 Power319
1956 Power309
1957 Power259
1958 Cerv305
1959 Tuttle300
1960 Williams288
1961 Siebern296
1962 Siebern308
1963 Causey280
1964 Causey281

1965 Campaneris270
1966 Cater292
1967 Cater270
1968 Cater290
1969 Bando281
1970 Campaneris279
1971 Jackson277
1972 Rudi305
1973 Jackson293
1974 Rudi293
1975 Washington308
1976 North276
1977 Page307
1978 Page285
1979 Revering288
1980 Henderson303
1981 Henderson319
1982 Burroughs277
1983 Lansford308
1984 Lansford300
1985 Bochte295
1986 Griffin285
1987 Lansford289
McGwire289
1988 Canseco307
1989 Lansford336
1990 R. Henderson325
1991 Baines295
1992 Bordick300
1993 R. Henderson327
1994 Berroa306
1995 Henderson300
1996 McGwire312
1997 Giambi293
1998 Giambi295
1999 Giambi315
2000 Giambi333
2001 Giambi342
2002 Tejada308
2003 Chavez282
2004 Durazo321
2005 Ellis316
2006 Payton296
2007 Stewart290
2008 Suzuki279

Games

1901 Fultz	132
1902 four players tied	137
1903 four players tied	137
1904 Cross	155
1905 Murphy	150
1906 Davis	145
1907 Davis	149
1908 Nicholls	150
1909 Collins	153
1910 Collins	153
1911 Baker	148
1912 Collins	153
1913 McInnis	153
1913 Baker	149
1914 Collins	152
1915 Strunk	132
1916 Strunk	150
1917 McInnis	150

1918 Burns	130
1919 Burns	126
1920 Walker	149
1921 Dykes	155
1922 Galloway	155
1923 Hauser	146
1924 Simmons	152
1925 Simmons	153
1926 Simmons	147
1927 Cobb	134
1928 Miller	139
1929 Foxx	149
1930 Miller	154
1931 Foxx	139
1932 Foxx	154
Simmons	154
1933 Cramer	152
Higgins	152
1934 Cramer	153
1935 Cramer	149
1936 Johnson	153
1937 Moses	154
1938 Johnson	152
1939 Johnson	150
1940 Siebert	154
1941 Johnson	149
1942 Siebert	153
1943 Hall	151
1944 Hayes	155
1945 Hall	155
1946 Chapman	146
1947 Joost	151
1948 Majeski	148
Suder	148
1949 Chapman	154
1950 Fain	151
1951 Joost	140
1952 Philley	151
1953 Philley	157
1954 DeMaestri	146
1955 Finigan	150
1956 Lopez	151
1957 DeMaestri	135
1958 Lopez	151
1959 Williams	130
1960 Tuttle	151
1961 Howser	158
1962 Siebern	162
1963 Charles	158
1964 Colavito	160
1965 Harelston	150
Hershberger	150
1966 Hershberger	146
1967 Campaneris	147
1968 Bando	162
1969 Bando	162
1970 Bando	155
1971 Bando	153
1972 Bando	152
1973 Bando	162
1974 Rudi	158
Tenace	158
1975 Bando	160
Garner	160
1976 Garner	159

1977 Sanguillen	152
1978 Revering	152
1979 Newman	143
1980 Murphy	159
1981 Armas	109
1982 Murphy	151
1983 Phillips	148
1984 Phillips	154
1985 Griffin	162
1986 Griffin	162
1987 Canseco	159
1988 Canseco	158
1989 D. Henderson	152
1990 McGwire	156
1991 Gallego	159
1992 Bordick	154
1993 Bordick	159
1994 Bordick	114
1995 Berroa	141
1996 Bordick	155
1997 Spiezio	147
1998 Grieve	155
1999 Tejada	159
2000 Tejada	160
2001 Long	162
Tejada	162
2002 Long	162
Tejada	162
2003 Tejada	162
2004 Hatteberg	152
2005 Chavez	160
2006 Swisher	157
2007 Ellis	150
Swisher	150
2008 Cust	148
Suzuki	148

At Bats

1901 Fultz	561
1902 Cross	558
1903 Cross	554
1904 Cross	607
1905 Davis	602
1906 Davis	551
1907 Davis	582
1908 Nicholls	550
1909 Collins	572
1910 Collins	583
1911 Baker	592
1912 Baker	577
1913 Baker	565
1914 McInnis	576
1915 Lajoie	490
1916 Witt	563
1917 McInnis	567
1918 Burns	505
1919 Burns	470
1920 Walker	585
1921 Johnson	613
1922 Galloway	571
1923 Hauser	537
1924 Simmons	594
1925 Simmons	658
1926 Simmons	581
1927 Hale	501

1928	Miller	510
1929	Simmons	581
1930	Miller	585
1931	Miller	534
1932	Simmons	670
1933	Cramer	661
1934	Cramer	649
1935	Cramer	644
1936	Finney	653
1937	Moses	649
1938	Moses	589
1939	Johnson	544
1940	Siebert	595
1941	Chapman	552
	Johnson	552
1942	Siebert	612
1943	Siebert	558
1944	Hayes	581
1945	Hall	616
1946	Chapman	545
1947	Chapman	551
1948	Majeski	590
1949	Chapman	589
1950	Chapman	553
1951	Joost	553
1952	Philly	586
1953	Philly	620
1954	DeMaestri	539
1955	Power	596
1956	Lopez	561
1957	Power	467
1958	Lopez	564
1959	Williams	488
1960	Lumpe	574
1961	Howser	611
1962	Lumpe	641
1963	Charles	603
1964	Causey	604
1965	Campaneris	578
1966	Campaneris	573
1967	Campaneris	601
1968	Campaneris	642
1969	Bando	609
1970	Campaneris	603
1971	Campaneris	569
1972	Campaneris	625
1973	Campaneris	601
1974	Rudi	593
1975	Jackson	593
1976	Baylor	595
1977	Sanguillen	571
1978	Revering	521
1979	Newman	516
1980	Armas	628
1981	Armas	440
1982	Murphy	543
1983	Henderson	513
1984	Lansford	597
1985	Griffin	614
1986	Canseco	600
1987	Canseco	630
1988	Canseco	610
1989	D. Henderson	579
1990	McGwire	523
1991	Canseco	572
	D. Henderson	572
1992	Bordick	504
1993	Sierra	630
1994	Sierra	426

1995	Berroa	546
1996	Berroa	586
1997	Piezio	538
1998	Grieve	583
1999	Tejada	593
2000	Tejada	607
2001	Damon	644
2002	Tejada	662
2003	Tejada	636
2004	Kotsay	606
2005	Chavez	625
2006	Payton	557
2007	Ellis	583
2008	Crosby	556

Runs

1901	Lajoie	145
1902	Fultz	109
	Hartsel	109
1903	Pickering	93
1904	Murphy	80
	Cross	80
1905	Davis	92
1906	Hartsel	96
1907	Hartsel	93
1908	Davis	65
1909	Collins	104
1910	Baker	83
1911	Murphy	104
1912	Collins	137
1913	Collins	125
1914	Collins	122
1915	Strunk	76
1916	Strunk	71
1917	Strunk	83
1918	Burns	61
1919	Burns	63
1920	Dykes	81
1921	Johnson	93
1922	Walker	111
1923	Hauser	93
1924	Hauser	97
1925	Simmons	122
1926	Simmons	90
1927	Cobb	104
1928	Bishop	104
1929	Foxx	123
1930	Simmons	152
1931	Bishop	115
1932	Foxx	151
1933	Foxx	125
1934	Foxx	120
1935	Foxx	118
1936	Finney	100
1937	Moses	113
1938	Johnson	114
1939	Johnson	115
1940	Johnson	93
1941	Johnson	98
1942	Johnson	78
1943	White	69
1944	Hayes	62
1945	Siebert	62
	Hall	62
1946	Chapman	77
1947	Chapman	84
1948	Joost	99
1949	Joost	128
1950	Chapman	93

1951	Joost	107
1952	Joost	94
1953	Zernial	85
1954	Jacobs	63
1955	Power	91
1956	Lopez	91
1957	Zernial	56
1958	Cerv	93
1959	Tuttle	74
1960	Tuttle	75
1961	Howser	108
1962	Siebert	114
1963	Charles	82
1964	Colavito	89
1965	Campaneris	67
1966	Campaneris	82
1967	Campaneris	85
1968	Campaneris	86
1969	Jackson	123
1970	Campaneris	97
1971	Jackson	87
1972	Rudi	94
1973	Jackson	99
1974	Jackson	90
1975	Jackson	91
1976	North	91
1977	Page	85
1978	Page	62
1979	Revering	63
1980	Henderson	111
1981	Henderson	89
1982	Henderson	119
1983	Henderson	105
1984	Henderson	113
1985	Davis	92
1986	Canseco	85
1987	McGwire	97
1988	Canseco	120
1989	Lansford	81
1990	R. Henderson	119
1991	Canseco	115
1992	McGwire	87
1993	R. Henderson	77
	Sierra	77
1994	Javier	75
1995	Berroa	87
1996	McGwire	104
1997	Giambi	66
1998	Henderson	101
1999	Giambi	115
2000	Giambi	108
2001	Giambi	109
2002	Tejada	108
2003	Tejada	98
2004	Byrnes	91
2005	Chavez	92
2006	Swisher	106
2007	Ellis	84
	Swisher	84
2008	Cust	77

Hits

1901	Lajoie	229
1902	Cross	189
1903	Cross	162
1904	Cross	177
1905	Davis	171
1906	Davis	161
1907	Davis	155

1908	Murphy	139
1909	Collins	198
1910	Collins	188
1911	Baker	198
1912	Baker	200
1913	Baker	190
1914	Baker	182
1915	Strunk	144
1916	Strunk	172
1917	McInnis	172
1918	Burns	178
1919	Burns	139
1920	Walker	157
1921	Witt	198
1922	Galloway	185
1923	Hauser	165
1924	Simmons	183
1925	Simmons	253
1926	Simmons	199
1927	Cobb	175
1928	Miller	168
1929	Simmons	212
1930	Simmons	211
1931	Simmons	210
1932	Simmons	216
1933	Foxx	204
1934	Cramer	202
1935	Cramer	214
1936	Moses	202
1937	Moses	208
1938	Moses	181
1939	Johnson	184
1940	Siebert	170
1941	Chapman	178
1942	Siebert	159
1943	Siebert	140
1944	Estalella	150
1945	Hall	161
1946	Chapman	142
1947	McCosky	179
1948	Majeski	183
1949	Chapman	164
1950	Fain	127
1951	Joost	160
1952	Fain	176
1953	Philly	188
1954	Finigan	147
1955	Power	190
1956	Power	164
1957	Power	121
1958	Cerv	157
1959	Tuttle	139
1960	Lumpe	156
1961	Howser	171
1962	Lumpe	193
1963	Lumpe	161
	Charles	161
1964	Causey	170
1965	Campaneris	156
1966	Campaneris	153
1967	Campaneris	149
1968	Campaneris	177
1969	Bando	171
1970	Campaneris	168
1971	Jackson	157
1972	Rudi	181
1973	Bando	169
1974	Rudi	174
1975	Washington	182

ATHLETICS YEAR-BY-YEAR BATTING LEADERS continued

1976 North 163
 1977 Sanguillen 157
 1978 Page 147
 1979 Revering 136
 1980 Henderson 179
1981 Henderson ... 135
 1982 Henderson 143
 1983 Henderson 150
 1984 Lansford 179
 1985 Griffin 166
 1986 Griffin 169
 1987 Canseco 162
 1988 Canseco 187
 1989 Lansford 185
 1990 R. Henderson . 159
 1991 D. Henderson . 158
 1992 Bordick 151
 1993 Gates 155
 1994 Javier 114
 Sierra 114
 1995 Berroa 152
 1996 Berroa 170
 1997 Giambi 152
 1998 Grieve 168
 1999 Giambi 181
 2000 Giambi 170
 2001 Giambi 178
 Long 178
 2002 Tejada 204
 2003 Tejada 177
 2004 Kotsay 190
 2005 Chavez 168
 2006 Payton 165
 2007 Stewart 167
 2008 Suzuki 148

Doubles

1901 Lajoie 48
1902 Davis 43
1903 Seybold 43
 1904 Murphy 29
 Cross 29
1905 Davis 47
 1906 Davis 40
1907 Davis 37
 1908 Murphy 28
 1909 Collins 30
 1910 Murphy 28
 1911 Baker 42
 1912 Baker 40
 1913 Baker 34
 1914 Baker 23
 Collins 23
 1915 Strunk 28
 1916 Strunk 30
 1917 Bodie 28
 1918 Burns 22
 Gardner 22
 1919 Walker 30
 1920 Dugan 40
 1921 Dykes 32
 Walker 32
 1922 Walker 31
 1923 Perkins 34
 1924 Hauser 31
 Simmons 31
 1925 Simmons 43

1926 Simmons 53
 1927 Simmons 36
 1928 Miller 34
 1929 Simmons 41
 Haas 41
 1930 Cochran 42
 1931 Miller 43
1932 McNair 47
 1933 Johnson 44
 1934 Higgins 37
 1935 Cramer 37
 1936 Moses 35
 1937 Moses 48
 1938 Moses 29
 1939 Johnson 30
 1940 Moses 41
 1941 Moses 31
 1942 Johnson 35
 1943 Siebert 26
 1944 Siebert 27
 1945 Kell 30
 1946 McQuinn 23
 1947 Fain 28
 Suder 28
 1948 Majeski 41
 1949 Valo 27
 1950 Fain 25
 1951 Fain 30
 Zernial 30
1952 Fain 43
 1953 Philley 30
 1954 Finigan 25
 1955 Power 34
 1956 Lopez 27
 1957 Smith 26
 1958 Lopez 28
 1959 Williams 33
 1960 Williams 31
 Siebern 31
 1961 Siebern 36
 1962 Lumpe 34
 1963 Causey 32
 1964 Causey 31
 Colavito 31
 1965 Campaneris 23
 1966 Campaneris 29
 1967 Campaneris 29
 1968 Cater 28
 1969 Jackson 36
1970 Campaneris ... 28
 1971 Campaneris 29
1972 Rudi 32
 1973 Bando 32
1974 Rudi 39
 1975 Jackson 39
 1976 Rudi 32
 1977 Page 28
 1978 Page 25
 1979 Revering 25
 1980 Henderson 22
 1981 Armas 24
 1982 Henderson 24
 1983 Almon 29
 1984 Lansford 31
 1985 Davis 34
 1986 Canseco 29
 1987 Canseco 35

1988 Henderson 38
 1989 Lansford 28
 1990 R. Henderson . 33
 1991 D. Henderson . 33
 1992 Lansford 30
 1993 Gates 29
 1994 Javier 23
 1995 Henderson 31
 1996 Giambi 40
 1997 Giambi 41
 1998 Grieve 41
 1999 Giambi 36
 2000 Grieve 40
2001 Giambi 47
 2002 Long 32
 2003 Tejada 42
 2004 Byrnes 39
 2005 Chavez 40
 2006 Payton 32
 2007 Swisher 36
 2008 Crosby 39

Triples

1901 Lajoie 13
 1902 Hartsel 12
 1903 Hartsel 14
 1904 Murphy 18
 1905 Hoffman 10
 1906 Hartsel 9
 1907 Davis 8
 Oldring 8
 1908 Davis 9
1909 Baker 19
 1910 Murphy 18
 1911 Oldring 14
 1912 Baker 21
 1913 Collins 13
 1914 Collins 14
 1915 Strunk 16
 1916 Witt 15
 1917 Bodie 11
 1918 Burns 9
 1919 Thomas 10
 1920 Walker 7
 1921 Dykes 13
 1922 Miller 12
 1923 Hauser 10
 1924 Simmons 9
 1925 Simmons 12
 1926 Simmons 10
 1927 Simmons 11
 1928 Cochran 12
 1929 Miller 16
 1930 Simmons 16
 1931 Simmons 13
 1932 Simmons 9
 Foss 9
 1933 Higgins 11
 1934 Cramer 9
 1935 Foss 7
 Warstler 7
 1936 Johnson 14
 1937 Moses 13
 1938 Finney 12
 1939 Johnson 9
 1940 Moses 9
 1941 Chapman 9

Brancato 9
 Suder 9
 1942 Valo 10
 1943 Siebert 7
 1944 Estalella 9
 1945 Peck 9
 1946 Valo 6
 McQuinn 6
 1947 McCosky 7
 1948 Fain 6
 Chapman 6
 Coleman 6
 1949 Valo 12
 1950 Dillinger 9
 1951 Valo 8
 1952 Michaels 5
 1953 Philley 9
 1954 Finigan 6
 Valo 6
 1955 Power 10
1956 Simpson 11
 1957 Simpson 6
 DeMaestri 6
 1958 Tuttle 9
 1959 Maris 7
 1960 Siebern 6
 1961 Lumpe 9
1962 Cimoli 15
 1963 Cimoli 11
 1964 Green 5
 Mathews 5
1965 Campaneris ... 12
 1966 Campaneris 10
 1967 Campaneris 6
 Monday 6
 1968 Campaneris 9
 1969 Green 6
 1970 Monday 7
 1971 Monday 4
 Rudi 4
1972 Rudi 9
 1973 Campaneris 6
 1974 Campaneris 8
 1975 Washington 7
1976 Garner 12
 1977 Page 8
 1978 Page 7
 1979 Murphy 4
 1980 Armas 8
 1981 Henderson 7
 1982 Henderson 4
 Heath 4
 1983 Henderson 7
 1984 Lansford 5
 Heath 5
 1985 Griffin 7
 1986 Griffin 6
 1987 Polonia 10
 1988 Phillips 4
 Polonia 4
 1989 Phillips 6
 1990 R. Henderson . 3
 Randolph 3
 1991 three players tied . 4
 1992 Wilson 5
 1993 Sierra 5
 1994 Bordick 4

FRONT OFFICE
 2009 ATHLETICS
 REVIEW
 RECORDS
 HISTORY
 OPPONENTS
 PLAYER DEVELOPMENT
 MISCELLANEOUS

1995	Gates	4
1996	Bordick	4
	Young	4
1997	McDonald	4
	Spiezio	4
1998	three players tied	2
1999	Phillips	4
	Tejada	4
2000	Piatt	5
2001	Damon	4
	Long	4
2002	four players tied	4
2003	Byrnes	9
2004	Dye	4
2005	Ellis	5
2006	Scutaro	6
2007	Buck	5
2008	Barton	5

Home Runs

1901	Lajoie	14
1902	Seybold	16
1903	Seybold	8
1904	Davis	10
1905	Davis	8
1906	Davis	12
1907	Davis	8
1908	Davis	5
1909	Murphy	5
1910	Murphy	4
	Oldring	4
1911	Baker	11
1912	Baker	10
1913	Baker	12
1914	Baker	9
1915	Oldring	6
1916	Schang	7
1917	Bodie	7
1918	Walker	11
1919	Walker	10
1920	Walker	17
1921	Walker	23
1922	Walker	37
1923	Hauser	16
1924	Hauser	27
1925	Simmons	24
1926	Simmons	19
1927	Simmons	15
1928	Hauser	16
1929	Simmons	34
1930	Foxx	37
1931	Foxx	30
1932	Foxx	58
1933	Foxx	48
1934	Foxx	44
1935	Foxx	36
1936	Johnson	25
1937	Moses	25
	Johnson	25
1938	Johnson	30

1939	Johnson	23
1940	Johnson	31
1941	Chapman	25
1942	Johnson	13
1943	Estalella	11
1944	Hayes	13
1945	Estalella	8
1946	Chapman	20
1947	Chapman	14
1948	Joost	16
1949	Chapman	24
1950	Chapman	23
1951	Zernial	33
1952	Zernial	29
1953	Zernial	42
1954	Wilson	15
1955	Zernial	30
1956	Simpson	21
1957	Zernial	27
1958	Cerv	38
1959	Cerv	20
1960	Siebern	19
1961	Siebern	18
1962	Siebern	25
1963	Siebern	16
1964	Colavito	34
1965	Harrelson	23
1966	Repoz	11
1967	Monday	14
1968	Jackson	29
1969	Jackson	47
1970	Mincher	27
1971	Mincher	32
1972	Epstein	26
1973	Jackson	32
1974	Jackson	29
1975	Jackson	36
1976	Bando	27
1977	Gross	22
1978	Page	17
1979	Newman	22
1980	Armas	35
1981	Armas	22
1982	Armas	28
1983	Murphy	17
	Lopes	17
1984	Kingman	35
1985	Kingman	30
1986	Kingman	35
1987	McGwire	49
1988	Canseco	42
1989	McGwire	33
1990	McGwire	39
1991	Canseco	44
1992	McGwire	42
1993	Sierra	22
1994	Sierra	23
1995	McGwire	39
1996	McGwire	52
1997	McGwire	34

1998	Giambi	27
1999	Stairs	38
2000	Giambi	43
2001	Giambi	38
2002	Chavez	34
	Tejada	34
2003	Chavez	29
2004	Chavez	29
2005	Chavez	27
2006	Thomas	37
2007	Cust	26
2008	Cust	33

Runs Batted In

1901	Lajoie	125
1902	Cross	108
1903	Cross	90
1904	Murphy	77
1905	Davis	83
1906	Davis	96
1907	Davis	87
1908	Murphy	66
1909	Baker	85
1910	Collins	81
1911	Baker	115
1912	Baker	130
1913	Baker	117
1914	McInnis	95
1915	Lajoie	61
1916	McInnis	60
1917	Bodie	74
1918	Burns	70
1919	Walker	64
1920	Walker	82
1921	Walker	101
1922	Walker	99
1923	Hauser	94
1924	Hauser	115
1925	Simmons	129
1926	Simmons	109
1927	Simmons	108
1928	Simmons	107
1929	Simmons	157
1930	Simmons	165
1931	Simmons	128
1932	Foxx	169
1933	Foxx	163
1934	Foxx	130
1935	Foxx	115
1936	Johnson	121
1937	Johnson	108
1938	Johnson	113
1939	Johnson	114
1940	Johnson	103
1941	Johnson	107
1942	Johnson	80
1943	Estalella	63
1944	Hayes	78
1945	Kell	56
1946	Chapman	67

1947	Chapman	83
1948	Majeski	120
1949	Chapman	108
1950	Chapman	95
1951	Zernial	125
1952	Zernial	100
1953	Zernial	108
1954	Zernial	62
1955	Zernial	84
1956	Simpson	105
1957	Zernial	69
1958	Cerv	104
1959	Cerv	87
1960	Siebern	69
1961	Siebern	98
1962	Siebern	117
1963	Siebern	83
1964	Colavito	102
1965	Harrelson	66
1966	Green	62
1967	Monday	58
1968	Jackson	74
1969	Jackson	118
1970	Bando	75
1971	Bando	94
1972	Bando	77
1973	Jackson	117
1974	Bando	103
1975	Jackson	104
1976	Rudi	94
1977	Page	75
1978	Page	70
1979	Revering	77
1980	Armas	109
1981	Armas	76
1982	Murphy	94
1983	Murphy	75
1984	Kingman	118
1985	Kingman	91
1986	Canseco	117
1987	McGwire	118
1988	Canseco	124
1989	Parker	97
1990	McGwire	108
1991	Canseco	122
1992	McGwire	104
1993	Sierra	101
1994	Sierra	92
1995	McGwire	90
1996	McGwire	113
1997	McGwire	81
	Giambi	81
1998	Giambi	110
1999	Giambi	123
2000	Giambi	137
2001	Giambi	120
2002	Tejada	131
2003	Tejada	106
2004	Durazo	88
2005	Chavez	101

OAKLAND ATHLETICS DAY/NIGHT DOUBLEHEADERS

Date	Opponent	Site	Day Game	Night Game
August 10, 1971	Boston	Fenway Park	W, 6-5	W, 7-5
July 22, 1972	Boston	Fenway Park	W, 5-3	L, 0-3
July 17, 2000	Colorado	Coors Field	W, 11-10	L, 9-10 (10 inn.)
September 20, 2000	Baltimore	Camden Yards	L, 0-2	W, 4-0

2006 Thomas 114
 2007 Cust. 82
 2008 Cust. 77

Slugging Percentage

1901 Lajoie635
 1902 Seybold503
 1903 Seybold462
 1904 Davis511
 1905 Davis422
 1906 Davis459
 1907 Davis399
 1908 Murphy364
 1909 Collins449
 1910 Murphy436
 1911 Baker502
 1912 Baker541
 1913 Baker492
 1914 Collins452
 1915 Strunk427
 1916 Strunk421
 1917 Bodie418
 1918 Burns467
 1919 Walker450
 1920 Dugan442
 1921 Walker504
 1922 Miller553
 1923 Hauser473
 1924 Hauser516
 1925 Simmons596
 1926 Simmons566
 1927 Simmons645
 1928 Simmons558
 1929 Simmons642
 1930 Simmons708
 1931 Simmons641
1932 Foxx749
1933 Foxx703
 1934 Foxx653
1935 Foxx636
 1936 Johnson525
 1937 Johnson556
 1938 Johnson552
 1939 Johnson553
 1940 Johnson514
 1941 Chapman543
 1942 Johnson451
 1943 Siebert328
 1944 Siebert423
 1945 Estalella435
 1946 Chapman429
 1947 Fain423
 1948 Majeski454
 1949 Chapman455
 1950 Chapman434
 1951 Zernial525
 1952 Zernial452
 1953 Zernial559
 1954 Finigan421
 1955 Zernial508
 1956 Simpson490
 1957 Zernial471
 1958 Cerv592
 1959 Cerv479
 1960 Siebern471
 1961 Siebern475
 1962 Siebern490

1963 Siebern410
 1964 Colavito507
 1965 Harrelson429
 1966 Cater393
 1967 Monday419
 1968 Jackson464
1969 Jackson608
 1970 Mincher460
 1971 Jackson508
 1972 Epstein490
1973 Jackson531
 1974 Jackson514
 1975 Jackson511
 1976 Tenace458
 1977 Page521
 1978 Page459
 1979 Revering483
 1980 Armas500
 1981 Armas480
 1982 Burroughs505
 1983 Lansford475
 1984 Kingman505
 1985 Davis484
 1986 Canseco457
1987 McGwire618
1988 Canseco569
 1989 Canseco542
 1990 R. Henderson577
 1991 Canseco556
1992 McGwire585
 1993 R. Henderson553
 1994 Berroa485
 1995 McGwire685
1996 McGwire730
 1997 Giambi495
 1998 Stairs511
 1999 Jaha556
 2000 Giambi647
2001 Giambi660
 2002 Chavez513
 2003 Chavez514
 2004 Durazo523
 2005 Ellis477
 2006 Thomas545
 2007 Cust.504
 2008 Cust.476

Walks

1901 Seybold 40
1902 Hartsel 87
 1903 Pickering 53
 1904 Hartsel 75
1905 Hartsel 121
1906 Hartsel 88
1907 Hartsel 106
1908 Hartsel 93
 1909 Collins 62
 1910 Hartsel 58
 1911 Collins 62
 1912 Collins 101
 1913 Collins 85
 1914 Collins 97
 1915 Schang 66
 1916 Strunk 66
 1917 Strunk 68
 1918 Jamieson 54
 1919 Witt 46

1920 Dykes 52
 1921 Witt 77
 1922 Walker 61
 1923 Hauser 94
 1924 Hauser 56
 1925 Bishop 87
 1926 Bishop 116
 1927 Bishop 105
 1928 Bishop 97
1929 Bishop 128
 1930 Bishop 128
 1931 Bishop 112
 1932 Foxx 116
 1933 Bishop 106
 Cochran 106
1934 Foxx 111
 1935 Foxx 114
 1936 Johnson 88
 1937 Johnson 98
 1938 Werber 93
 1939 Johnson 99
 1940 Johnson 83
 1941 Johnson 95
 McCoy 95
 1942 Johnson 82
 1943 White 61
 1944 Siebert 62
 1945 Estalella 74
 1946 McQuinn 64
 1947 Joost 114
 1948 Joost 119
 1949 Joost 149
 1950 Fain 133
 1951 Joost 106
 1952 Joost 122
 1953 Robinson 63
 1954 Finigan 64
 1955 Finigan 61
 1956 Lopez 63
 1957 Lopez 41
 1958 Tuttle 74
 1959 Maris 58
 1960 Siebern 72
 1961 Howser 92
 1962 Siebern 110
 1963 Siebern 79
 1964 Causey 88
 1965 Harrelson 66
 1966 Hersberger 47
 1967 Gosger 53
 1968 Monday 72
 1969 Jackson 114
 1970 Bando 118
 1971 Bando 86
 1972 Epstein 68
 1973 Tenace 101
1974 Tenace 110
 1975 Tenace 106
 1976 Tenace 81
 1977 Gross 86
 1978 Page 53
 1979 Murphy 83
 1980 Henderson 117
 1981 Murphy 73
1982 Henderson ... 116
1983 Henderson ... 103
 1984 Henderson 88

1985 Murphy 84
 1986 Phillips 76
 1987 McGwire 71
 1988 Canseco 78
 1989 McGwire 83
1990 McGwire 110
 1991 R. Henderson ... 98
 1992 R. Henderson ... 95
 1993 R. Henderson ... 85
 1994 Henderson 72
 1995 McGwire 82
 1996 McGwire 116
1997 McGwire 58
1998 Henderson ... 118
 1999 Giambi 105
2000 Giambi 137
2001 Giambi 129
 2002 Justice 70
 2003 Durazo 100
2004 Chavez 95
 2005 Chavez 58
 2006 Swisher 97
 2007 Cust. 105
 2008 Cust. 111

Strikeouts

1913 Murphy 44
 Schang 44
 1914 Murphy 46
 1915 Walsh 64
 1916 Witt 71
 1917 Grover 53
 1918 Dugan 55
 Kopp 55
 1919 Thomas 52
 1920 Dykes 73
 1921 Dykes 75
1922 Dykes 98
 1923 Hauser 52
 1924 Simmons 60
 1925 Dykes 49
 1926 Simmons 49
 1927 Hale 32
 1928 Hauser 45
1929 Foxx 70
1930 Foxx 66
1931 Foxx 84
 1932 Foxx 96
1933 Foxx 93
 1934 Foxx 75
1935 Foxx 99
 1936 Johnson 71
 1937 Peters 59
 1938 Chapman 94
 1939 Nagel 86
1940 Chapman 96
 1941 Johnson 75
 1942 Johnson 61
 1943 White 51
 1944 Estalella 60
 1945 Estalella 46
 1946 Chapman 66
1947 Joost 110
 1948 Joost 87
 1949 Joost 80
 1950 Chapman 79
1951 Zernial 99

FRONT OFFICE
 2009 ATHLETICS
 REVIEW
 RECORDS
 HISTORY
 OPPONENTS
 PLAYER DEVELOPMENT
 MISCELLANEOUS

1952	Joost	94	1996	Berroa	122	1930	Miller	13	1971	Campaneris	34
1953	Zernial	79	1997	Canseco	122	1931	Miller	5	1972	Campaneris	52
1954	Finigan	66	1998	Grieve	123	1932	McNair	8	1973	North	53
1955	Zernial	90	1999	Jaha	129	1932	McNair	8	1974	North	54
1956	Simpson	82	2000	Grieve	130	1933	Johnson	8	1975	Washington	40
1957	Zernial	84	2001	Long	103		Cochrane	8	1976	North	75
1958	DeMaestri	84	2002	Chavez	119	1934	Johnson	12	1977	Page	42
1959	Cerv	87	2003	Durazo	105	1935	Warstler	8	1978	Dilone	50
1960	Williams	68	2004	Crosby	141	1936	Newsome	13	1979	Henderson	33
	Siebern	68	2005	Chavez	129	1937	Werber	35	1980	Henderson	100
1961	Siebern	91	2006	Swisher	152	1938	Werber	19	1981	Henderson	56
1962	Cimoli	89	2007	Cust	164	1939	Johnson	15	1982	Henderson	130
1963	Siebern	82	2008	Cust	197	1940	Hayes	9	1983	Henderson	108
1964	Mathews	143				1941	Chapman	6	1984	Henderson	66
1965	Harelson	112					Johnson	6	1985	Collins	29
1966	Green	101	Stolen Bases			1942	Valo	13	1986	Griffin	33
1967	Monday	107	1901	Fultz	36	1943	Welaj	12	1987	Polonia	29
1968	Jackson	171	1902	Hartsel	47		White	12	1988	Canseco	40
1969	Jackson	142	1903	Pickering	40	1944	Garrison	10	1989	R. Henderson	52
1970	Jackson	135	1904	Murphy	40	1945	Peck	5	1990	R. Henderson	65
1971	Jackson	161	1905	Hoffman	46	1946	Valo	9	1991	R. Henderson	58
1972	Jackson	125	1906	Hartsel	31	1947	Valo	11	1992	R. Henderson	48
1973	Jackson	116	1907	Oldring	29	1948	Fain	10	1993	R. Henderson	31
1974	Jackson	105	1908	Davis	20		Valo	10	1994	Javier	24
	Tenace	105	1909	Collins	87	1949	Valo	14	1995	Javier	36
1975	Jackson	133	1910	Collins	61	1950	Valo	12	1996	Battle	10
1976	North	95	1911	Collins	38	1951	Valo	11	1997	McDonald	13
1977	Gross	84		Baker	38	1952	Valo	12	1998	Henderson	66
1978	Page	95	1912	Collins	63	1953	Philly	13	1999	Phillips	11
1979	Page	93	1913	Collins	54	1954	Jacobs	17		Velarde	11
1980	Armas	123	1914	Collins	58	1955	Valo	5	2000	Velarde	9
1981	Armas	115	1915	Walsh	22	1956	Pilarcik	9	2001	Damon	27
1982	Armas	128	1916	Walsh	27	1957	Martin	7	2002	Chavez	8
1983	Murphy	105	1917	McInnis	18	1958	Tuttle	7	2003	Byrnes	10
1984	Kingman	119	1918	Kopp	22	1959	Tuttle	10		Tejada	10
1985	Murphy	123	1919	Kopp	16	1960	Snyder	7	2004	Byrnes	17
1986	Canseco	175	1920	Walker	9	1961	Howser	37	2005	Kendall	8
1987	Canseco	157	1921	Witt	16	1962	Charles	20	2006	Kendall	11
1988	Canseco	128	1922	Miller	10	1963	Tartabull	16	2007	Stewart	11
1989	D. Henderson	131		Galloway	10	1964	Charles	12	2008	Davis	25
1990	Canseco	158	1923	Mathews	16	1965	Campaneris	51			
1991	Canseco	152	1924	Simmons	16	1966	Campaneris	52			
1992	McGwire	105	1925	Galloway	16	1967	Campaneris	55			
1993	D. Henderson	113	1926	Simmons	10	1968	Campaneris	62			
1994	Javier	76	1927	Cobb	22	1969	Campaneris	62			
1995	Berroa	98	1928	Miller	10	1970	Campaneris	42			
			1929	Miller	24						

Bold denotes tied or led league

ATHLETICS YEAR-BY-YEAR PITCHING LEADERS

Wins

1901	Fraser	20	1915	Wyckoff	10	1930	Grove	28	1946	Marchildon	13
1902	Waddell	24	1916	Bush	15	1931	Grove	31	1947	Marchildon	19
1903	Plank	23	1917	Bush	11	1932	Grove	25	1948	Fowler	15
1904	Plank	26	1918	Perry	21	1933	Grove	24	1949	Kellner	20
1905	Waddell	26	1919	Johnson	9	1934	Marcum	14	1950	Hooper	15
1906	Plank	19		Kinney	9	1935	Marcum	17	1951	Shantz	18
1907	Plank	24	1920	Perry	11	1936	Kelley	15	1952	Shantz	24
1908	Vickers	18	1921	Rommel	16	1937	Kelley	13	1953	Kellner	11
1909	Plank	19	1922	Rommel	27	1938	Caster	16		Byrd	11
1910	Coombs	31	1923	Rommel	18	1939	Nelson	10	1954	Portocarrero	9
1911	Coombs	28	1924	Rommel	18	1940	Babich	14	1955	Ditmar	12
1912	Plank	26	1925	Rommel	21	1941	Knott	13	1956	Ditmar	12
1913	Bender	21	1926	Grove	13	1942	Marchildon	17	1957	Trucks	9
1914	Bender	17	1927	Grove	20	1943	Flores	12		Morgan	9
	Bush	17	1928	Grove	24	1944	Christopher	14	1958	Garver	12
			1929	Earnshaw	24	1945	Christopher	13	1959	Daley	16

ATHLETICS YEAR-BY-YEAR PITCHING LEADERS continued

1960	Daley	16
1961	Bass	11
1962	Rakow	14
1963	Wickersham	12
	Pena	12
1964	Pena	12
1965	Sheldon	10
	Talbot	10
1966	Krausse	14
1967	Hunter	13
1968	Odum	16
1969	Odum	15
	Dobson	15
1970	Hunter	18
1971	Blue	24
1972	Hunter	21
1973	Holtzman	21
	Hunter	21
1974	Hunter	25
1975	Blue	22
1976	Blue	18
1977	Blue	14
1978	Johnson	11
1979	Langford	12
1980	Norris	22
1981	McCatty	14
1982	Langford	11
	Keough	11
1983	Codiroli	12
1984	Burris	13
1985	Codiroli	14
1986	Young	13
1987	Stewart	20
1988	Stewart	21
1989	Stewart	21
1990	Welch	27
1991	Moore	17
1992	Moore	17
1993	Witt	14
1994	Darling	14
1995	Stottlemire	14
1996	Wasdin	8
1997	Small	9
1998	Rogers	16
1999	Heredia	13
2000	Hudson	20
2001	Mulder	21
2002	Zito	23
2003	Hudson	16
2004	Mulder	17
2005	Haren	14
	Zito	14
2006	Blanton	16
	Zito	16
2007	Haren	15
2008	Duchscherer	10
Losses		
1901	Fraser	15
1902	Plank	15
1903	Plank	16
	Waddell	16
1904	Plank	17
	Waddell	17
	Henley	17
1905	Plank	12
	Henley	12

1906	Waddell	16
1907	Plank	16
1908	Vickers	19
1909	Morgan	11
	Coombs	11
1910	Morgan	12
1911	Coombs	12
1912	Brown	11
1913	Brown	11
1914	Bush	12
1915	Wyckoff	22
1916	Bush	24
1917	Bush	17
1918	Perry	19
1919	Naylor	18
1920	Perry	25
1921	Rommel	23
1922	Harriss	20
1923	Rommel	19
1924	Rommel	15
1925	Walberg	14
1926	Grove	13
1927	Grove	13
1928	Walberg	12
1929	Walberg	11
1930	Earnshaw	13
1931	Walberg	12
1932	Earnshaw	13
	Mahaffey	13
1933	Walberg	13
1934	Cain	17
1935	Dietrich	13
1936	Rhodes	20
1937	Kelley	21
1938	Caster	20
1939	Ross	14
1940	Caster	19
1941	Marchildon	15
1942	Wolff	15
	Harris	15
1943	Harris	21
1944	Newsom	15
1945	Newsom	20
1946	Marchildon	16
	Knerr	16
	Fowler	16
1947	Flores	13
1948	Marchildon	15
1949	Coleman	14
1950	Kellner	20
1951	Kellner	14
1952	Byrd	15
	Hooper	15
1953	Byrd	20
1954	Portocarrero	18
1955	Ditmar	12
1956	Ditmar	22
1957	Garver	13
1958	Terry	13
1959	Daley	13
	Garver	13
1960	Daley	16
1961	Archer	15
1962	Rakow	17
1963	Pena	17
1964	Segui	17
1965	O'Donoghue	18

1966	Hunter	11
1967	Hunter	17
	Nash	17
	Krausse	17
1968	Dobson	14
1969	Hunter	15
1970	Dobson	15
1971	Odum	12
1972	Holtzman	11
1973	Holtzman	13
1974	Holtzman	17
1975	Holtzman	14
1976	Blue	13
1977	Langford	19
	Blue	19
1978	Keough	15
1979	Keough	17
1980	Kingman	20
1981	Langford	10
1982	Keough	18
1983	Codiroli	12
1984	McCatty	14
1985	Codiroli	14
1986	Rijo	11
1987	Stewart	13
1988	Stewart	12
1989	Moore	11
1990	Moore	15
1991	Welch	13
1992	Moore	12
1993	Witt	13
1994	Darling	11
1995	Van Poppel	8
1996	Johns	12
1997	Karsay	12
1998	Candiotti	16
1999	Haynes	12
2000	Appler	11
	Heredia	11
2001	Hudson	9
2002	Lidle	10
2003	Zito	12
2004	Redman	12
2005	Zito	13
2006	Haren	13
2007	Gaudin	13
2008	Smith	16
ERA		
1901	Plank	3.31
1902	Waddell	2.05
1903	Plank	2.38
1904	Waddell	1.62
1905	Waddell	1.48
1906	Waddell	2.21
1907	Bender	2.05
1908	Coombs	2.00
1909	Krause	1.39
1910	Coombs	1.30
1911	Plank	2.10
1912	Plank	2.21
1913	Bender	2.21
1914	Bender	2.26
1915	Wyckoff	3.52
1916	Bush	2.57
1917	Bush	2.47
1918	Perry	1.98

1919	Naylor	3.34
1920	Rommel	2.84
1921	Rommel	3.95
1922	Rommel	3.28
1923	Rommel	3.27
1924	Baumgartner	2.88
1925	Gray	3.39
1926	Grove	2.51
1927	Quinn	3.18
1928	Grove	2.57
1929	Grove	2.82
1930	Grove	2.54
1931	Grove	2.05
1932	Grove	2.84
1933	Grove	3.21
1934	Cain	4.40
1935	Marcum	4.07
1936	Kelley	3.87
1937	Smith	3.93
1938	Caster	4.36
1939	Nelson	4.77
1940	Babich	3.73
1941	Marchildon	3.57
1942	Wolff	3.32
1943	Flores	3.12
1944	Newsom	2.82
1945	Christopher	3.17
1946	Flores	2.32
1947	Fowler	2.81
1948	Fowler	3.78
1949	Fowler	3.74
1950	Brissie	4.02
1951	Shantz	3.95
1952	Shantz	2.48
1953	Fricano	3.88
1954	Portocarrero	4.06
1955	Kelner	4.20
1956	Gorman	3.84
1957	Trucks	3.03
1958	Herbert	3.50
1959	Daley	3.17
1960	Herbert	3.27
1961	Archer	3.20
1962	Rakow	4.25
1963	Drabowsky	3.05
1964	Pena	4.44
1965	O'Donoghue	4.14
1966	Krausse	2.98
1967	Hunter	2.80
1968	Nash	2.28
1969	Odum	2.92
1970	Segui	2.56
1971	Blue	1.82
1972	Hunter	2.04
1973	Holtzman	2.97
1974	Hunter	2.49
1975	Blue	3.01
1976	Blue	2.35
1977	Blue	3.83
1978	Keough	3.24
1979	McCatty	4.22
1980	Norris	2.53
1981	McCatty	2.32
1982	McCatty	3.99
1983	Krueger	3.61
1984	Burris	3.15
1985	Sutton	3.89

FRONT OFFICE
2009 ATHLETICS
REVIEW
RECORDS
HISTORY
OPPONENTS
PLAYER DEVELOPMENT
MISCELLANEOUS

1986 Haas2.74	1931 Walberg44	1985 Howell63	1929 Grove37
1987 Stewart3.68	1932 Grove44	1986 Ontiveros46	1930 Earnshaw39
1988 Stewart3.23	1933 Grove45	1987 Eckersley54	1931 Walberg35
1989 Moore2.61	1934 Cascarella42	Nelson54	1932 Walberg34
1990 Stewart2.56	1935 Dietrich43	1988 Eckersley60	1933 Cain32
1991 Moore2.96	1936 Kelley35	1989 Honeycutt64	1934 Cain32
1992 Welch3.27	Rhodes35	1990 Eckersley63	1935 Marcum27
1993 Witt4.29	1937 Kelley41	1991 Eckersley67	1936 Rhodes28
1994 Ontiveros2.65	1938 Smith43	1992 Eckersley69	1937 Caster33
1995 Ontiveros4.37	1939 Dean54	1993 Eckersley64	1938 Caster40
1996 Prieto4.15	1940 Heusser41	1994 Eckersley45	1939 Ross28
1997 Haynes4.42	1941 Ferrick36	1995 Eckersley52	1940 Babich30
1998 Rogers3.17	1942 Marchildon38	1996 Groom72	1941 Marchildon27
1999 Hudson3.23	1943 Wolff41	Mohler72	1942 Marchildon31
2000 Heredia4.12	1944 Berry53	1997 Groom78	1943 Flores27
2001 Hudson3.37	1945 Berry52	1998 Groom75	Harris27
2002 Zito2.75	1946 Savage40	1999 Groom76	1944 Newsom33
2003 Hudson2.70	1947 Christopher44	2000 Tam72	1945 Newsom34
2004 Hudson3.53	Savage44	2001 Tam70	1946 Marchildon29
2005 Blanton3.53	1948 Harris45	2002 Koch84	1947 Marchildon35
2006 Zito3.83	1949 Kellner38	2003 Bradford72	1948 Marchildon30
2007 Haren3.07	Scheib38	Foulke72	1949 Coleman30
2008 Smith4.16	1950 Brissie46	2004 Bradford68	1950 Brissie31
	1951 Scheib46	2005 Rincon67	1951 Kellner29
Games	1952 Hooper43	Street67	1952 Shantz33
1901 Fraser40	1953 Martin58	2006 Calero70	Kellner33
1902 Plank36	1954 Burtshy38	2007 Embree68	1953 Byrd37
1903 Plank43	1955 Gorman57	2008 Embree70	1954 Portocararero33
1904 Waddell46	1956 Crimian54		1955 Kellner24
1905 Waddell46	1957 Trucks48	Games Started	1956 Ditmar34
1906 Waddell43	1958 Gorman50	1901 Fraser37	1957 Garver23
1907 Waddell44	1959 Grim40	1902 Plank32	1958 Terry33
1908 Vickers53	1960 Kutyna51	1903 Plank40	1959 Garver30
1909 Plank34	1961 Kunkel58	1904 Waddell46	1960 Daley35
Bender34	1962 Wyatt59	1905 Plank41	1961 Archer27
1910 Coombs45	1963 Wyatt63	1906 Waddell34	1962 Rakow35
1911 Coombs47	1964 Wyatt81	1907 Plank40	1963 Wickersham33
1912 Coombs40	1965 Dickson68	1908 Vickers33	1964 Segui35
1913 Bender48	1966 Aker66	1909 Plank33	1965 Talbot33
1914 Bush38	1967 Aker57	1910 Coombs38	1966 Hunter25
Shawkey38	1968 Aker54	1911 Coombs40	1967 Hunter35
1915 Wyckoff43	1969 Lindblad60	1912 Coombs32	1968 Dobson34
1916 Myers44	Fingers60	1913 Brown35	Hunter34
1917 Myers38	1970 Grant72	1914 Shawkey31	1969 Dobson35
1918 Perry44	1971 Fingers48	1915 Wyckoff34	Hunter35
1919 Kinney43	1972 Fingers65	1916 Myers35	1970 Hunter40
1920 Perry42	1973 Fingers62	1917 Bush31	Dobson40
Naylor42	1974 Fingers76	1918 Perry36	1971 Blue39
1921 Rommel46	1975 Fingers75	1919 Johnson25	1972 Hunter37
1922 Rommel51	1976 Fingers70	1920 Naylor36	1973 Holtzman40
1923 Rommel56	1977 Lacey64	1921 Rommel32	1974 Hunter41
1924 Rommel43	1978 Lacey74	1922 Rommel33	1975 Holtzman38
1925 Walberg53	1979 Heaverlo62	1923 Hasty36	Blue38
1926 Pate47	1980 Lacey47	1924 Rommel34	1976 Torrez39
1927 Grove51	1981 Jones33	1925 Harriss33	1977 Blue38
1928 Rommel43	1982 Underwood56	1926 Grove33	1978 Keough32
1929 Earnshaw44	1983 Underwood51	1927 Walberg34	1979 Langford29
1930 Grove50	1984 Caudill68	1928 Grove31	1980 Langford33

NINTH INNING COMEBACKS

Only once in Oakland history have the A's trailed by four or more runs heading into their last at bats and come back to win the game. On September 7, 2005, the A's trailed Seattle, 7-3, going into the bottom of the ninth at the Coliseum, but rallied for five runs in the inning for a 8-7 victory. The A's won the game when Eddie Guardado walked Nick Swisher with the bases loaded, scoring Jay Payton with the winning run. Prior to this contest, the last time the A's rallied from a deficit of four or more runs in their last at bat to win a game was on July 4, 1957 in the first game of a doubleheader against the Chicago White Sox. The A's trailed 4-0 heading into their last at bat, only to rally for five runs to pull out a 5-4 victory. Gus Zernial's single to left off Dixie Howell scored Hector Lopez and Joe DeMaestri with the tying and winning runs.

Norris	33
1981 Langford	24
1982 Keough	34
1983 Codiroli	31
1984 McCatty	30
1985 Codiroli	37
1986 Young	27
1987 Stewart	37
1988 Stewart	37
1989 Stewart	36
1990 Stewart	36
1991 Stewart	35
Welch	35
1992 Moore	35
1993 Witt	33
1994 Darling	25
1995 Stottlemyre	31
1996 Wengert	25
1997 Karsay	24
1998 Rogers	34
1999 Heredia	33
2000 Heredia	32
Hudson	32
2001 Hudson	35
Zito	35
2002 Zito	35
2003 Zito	35
2004 Zito	34
2005 Zito	35
2006 Haren	34
Zito	34
2007 Blanton	34
Gaudin	34
Haren	34
2008 Smith	32

Complete Games

1901 Fraser	35
1902 Plank	31
1903 Waddell	34
1904 Waddell	39
1905 Plank	35
1906 Bender	24
1907 Plank	33
1908 Vickers	21
Plank	21
1909 Plank	24
Bender	24
1910 Coombs	35
1911 Coombs	26
1912 Plank	24
1913 Plank	18
1914 Shawkey	18
1915 Wyckoff	20
1916 Myers	31
1917 Bush	17
1918 Perry	30
1919 Naylor	17
1920 Perry	20
Naylor	20
1921 Rommel	20
1922 Rommel	22
1923 Rommel	19
1924 Rommel	21
1925 Harriss	15
1926 Grove	20
1927 Walberg	15

1928 Grove	24
1929 Grove	21
1930 Grove	22
1931 Grove	27
1932 Grove	27
1933 Grove	21
1934 Marcum	17
1935 Marcum	19
1936 Kelley	20
1937 Caster	19
1938 Caster	20
1939 Nelson	12
1940 Babich	16
1941 Marchildon	14
1942 Marchildon	18
1943 Harris	15
1944 Newsom	18
1945 Christopher	17
1946 Marchildon	16
1947 Marchildon	21
1948 Fowler	16
1949 Kellner	19
1950 Kellner	15
Brissie	15
1951 Shantz	13
1952 Shantz	27
1953 Kellner	14
1954 Portocarrero	16
1955 Dittmar	7
1956 Dittmar	14
1957 Garver	6
1958 Garver	10
1959 Daley	12
1960 Herbert	14
1961 Archer	9
1962 Rakov	11
1963 Drabowsky	9
Pena	9
1964 Pena	5
1965 Segui	5
1966 Nash	5
1967 Hunter	13
1968 Nash	12
1969 Dobson	11
1970 Dobson	13
1971 Blue	24
1972 Holtzman	16
Hunter	16
1973 Holtzman	16
1974 Hunter	23
1975 Holtzman	13
Blue	13
1976 Blue	20
1977 Blue	16
1978 Johnson	7
1979 Langford	14
1980 Langford	28
1981 Langford	18
1982 Langford	15
1983 Codiroli	7
1984 Burris	5
1985 Codiroli	4
1986 Andujar	7
1987 Stewart	8
1988 Stewart	14
1989 Stewart	8
1990 Stewart	11

1991 Welch	7
1992 Darling	4
1993 Witt	5
1994 Witt	5
1995 Ontiveros	2
Stottlemyre	2
1996 Prieto	2
1997 Oquist	1
Wengert	1
1998 Rogers	7
1999 Rogers	3
2000 Heredia	2
Hudson	2
2001 Mulder	6
2002 Hudson	4
2003 Mulder	9
2004 Mulder	5
2005 Haren	3
2006 Haren	2
Loaiza	2
2007 Blanton	3
2008 Smith	2

Saves

1968 Aker	7
1969 Fingers	12
1970 Grant	24
1971 Fingers	17
1972 Fingers	21
1973 Fingers	22
1974 Fingers	18
1975 Fingers	24
1976 Fingers	20
1977 Bair	7
Lacey	7
1978 Sosa	14
1979 Heaverlo	9
1980 Lacey	6
1981 Beard	3
Jones	3
1982 Beard	11
1983 Beard	10
1984 Caudill	36
1985 Howell	29
1986 Howell	16
1987 Eckersley	16
Howell	16
1988 Eckersley	45
1989 Eckersley	33
1990 Eckersley	48
1991 Eckersley	43
1992 Eckersley	51
1993 Eckersley	36
1994 Eckersley	19
1995 Eckersley	29
1996 Taylor	17
1997 Taylor	23
1998 Taylor	33
1999 Taylor	26
2000 Isringhausen	33
2001 Isringhausen	34
2002 Koch	44
2003 Foulke	43
2004 Dotel	22
2005 Street	23
2006 Street	37
2007 Embree	17

2008 Street	18
-------------	----

Innings Pitched

1901 Fraser	331
1902 Plank	300
1903 Plank	336
1904 Waddell	383
1905 Plank	347
1906 Waddell	273
1907 Plank	344
1908 Vickers	300
1909 Plank	275
1910 Coombs	353
1911 Coombs	337
1912 Coombs	262
1913 Bender	237
1914 Shawkey	237
1915 Wyckoff	276
1916 Myers	315
1917 Bush	233
1918 Perry	332
1919 Naylor	205
1920 Perry	264
1921 Rommel	285
1922 Rommel	294
1923 Rommel	298
1924 Rommel	278
1925 Rommel	261
1926 Grove	258
1927 Grove	262
1928 Grove	262
1929 Grove	275
1930 Earnshaw	296
1931 Walberg	291
1932 Grove	292
1933 Grove	275
1934 Marcum	232
1935 Marcum	243
1936 Kelley	235
1937 Caster	232
1938 Caster	281
1939 Nelson	198
1940 Babich	229
1941 Marchildon	204
1942 Marchildon	244
1943 Flores	231
1944 Newsom	265
1945 Newsom	257
1946 Marchildon	227
1947 Marchildon	277
1948 Marchildon	226
1949 Kellner	245
1950 Brissie	246
1951 Kellner	210
1952 Shantz	280
1953 Byrd	237
1954 Portocarrero	248
1955 Dittmar	175
1956 Dittmar	254
1957 Garver	145
1958 Terry	217
1959 Daley	216
1960 Herbert	253
1961 Archer	205
1962 Rakov	235
1963 Wickersham	238
1964 Pena	219

FRONT OFFICE
2009 ATHLETICS
REVIEW
RECORDS
HISTORY
OPPONENTS
PLAYER DEVELOPMENT
MISCELLANEOUS

1965	Talbot	198
1966	Krausse	178
1967	Hunter	260
1968	Hunter	234
1969	Hunter	247
1970	Dobson	267
1971	Blue	213
1972	Hunter	295
1973	Holtzman	297
1974	Hunter	318
1975	Blue	278
1976	Blue	298
1977	Blue	279.2
1978	Keough	197.1
1979	Langford	219.0
1980	Langford	290.0
1981	Langford	195.1
1982	Langford	237.1
1983	Codirolì	205.2
1984	Burris	211.2
1985	Codirolì	226.0
1986	Young	198.0
1987	Stewart	261.1
1988	Stewart	275.2
1989	Stewart	257.2
1990	Stewart	267.0
1991	Stewart	226.0
1992	Moore	223.0
1993	Witt	220.0
1994	Darling	160.0
1995	Stottlemyre	209.2
1996	Wengert	161.1
1997	Wengert	134.0
1998	Rogers	238.2
1999	Heredia	200.1
2000	Hudson	202.1
2001	Hudson	235.0
2002	Hudson	238.1
2003	Hudson	240.0
2004	Mulder	225.2
2005	Zito	228.1
2006	Haren	223.0
2007	Blanton	230.0
2008	Smith	190.1

Strikeouts

1901	Fraser	110
1902	Waddell	210
1903	Waddell	302
1904	Waddell	349
1905	Waddell	287
1906	Waddell	196
1907	Waddell	232
1908	Dygart	164
1909	Bender	161
1910	Coombs	224
1911	Coombs	185
1912	Coombs	120
1913	Plank	151
1914	Plank	110
1915	Wyckoff	157
1916	Myers	182
1917	Bush	121
1918	Perry	81
1919	Kinney	97
1920	Naylor	90
1921	Harriss	92
1922	Harriss	102
1923	Harriss	89

1924	Rommel	72
1925	Grove	116
1926	Grove	194
1927	Grove	174
1928	Grove	183
1929	Grove	170
1930	Grove	209
1931	Grove	175
1932	Grove	188
1933	Grove	114
1934	Marcum	92
1935	Marcum	99
1936	Kelley	82
1937	Caster	100
1938	Caster	112
1939	Nelson	75
1940	Babich	94
1941	Marchildon	74
1942	Marchildon	110
1943	Flores	113
1944	Newsom	142
1945	Newsom	127
1946	Marchildon	95
1947	Marchildon	128
1948	Brissie	127
1949	Brissie	118
1950	Brissie	101
1951	Kellner	94
1952	Shantz	152
1953	Byrd	122
1954	Portocarrero	132
1955	Ditmar	79
1956	Ditmar	126
1957	Terry	80
1958	Terry	134
1959	Daley	125
1960	Daley	126
1961	Archer	110
1962	Rakow	159
1963	Pena	128
1964	Pena	184
1965	Segui	119
1966	Hunter	103
1967	Hunter	196
1968	Hunter	172
1969	Odum	150
	Hunter	150
1970	Hunter	178
1971	Blue	301
1972	Hunter	191
1973	Blue	158
1974	Blue	174
1975	Blue	189
1976	Blue	166
1977	Blue	157
1978	Keough	108
1979	Langford	101
1980	Norris	180
1981	McCatty	91
1982	Norris	83
1983	Conroy	112
1984	Burris	93
1985	Codirolì	111
1986	Rijo	176
1987	Stewart	205
1988	Stewart	192
1989	Moore	172
1990	Stewart	166
1991	Moore	153

1992	Stewart	130
1993	Witt	131
1994	Witt	111
1995	Stottlemyre	205
1996	Reyes	78
1997	Karsay	92
1998	Rogers	138
1999	Hudson	132
2000	Hudson	169
2001	Zito	205
2002	Zito	182
2003	Hudson	162
2004	Harden	167
2005	Zito	171
2006	Haren	176
2007	Haren	192
2008	Eveland	118

Walks

1901	Fraser	132
1902	Husting	91
1903	Waddell	85
1904	Waddell	91
1905	Waddell	90
	Bender	90
1906	Waddell	92
1907	Plank	85
	Dygart	85
1908	Dygart	97
1909	Coombs	73
1910	Morgan	117
1911	Coombs	119
1912	Coombs	94
1913	Houck	122
1914	Wyckoff	103
1915	Wyckoff	165
1916	Myers	168
1917	Bush	111
1918	Perry	111
1919	Kinney	91
1920	Naylor	86
1921	Moore	122
1922	Harriss	94
1923	Rommel	108
1924	Rommel	94
1925	Grove	131
1926	Grove	101
1927	Walberg	91
1928	Earnshaw	100
1929	Earnshaw	125
1930	Earnshaw	139
1931	Walberg	109
1932	Walberg	103
1933	Cain	137
1934	Cain	128
1935	Dietrich	101
1936	Rhodes	102
1937	Caster	107
1938	Caster	117
1939	Ross	95
1940	Babich	80
1941	Marchildon	118
1942	Marchildon	110
1943	Black	140
1944	Newsom	82
1945	Newsom	103
1946	Marchildon	114
1947	Marchildon	141
1948	Marchildon	131

1949	Kellner	129
1950	Brissie	117
1951	Kellner	93
1952	Byrd	98
1953	Byrd	115
1954	Portocarrero	114
1955	Ditmar	86
1956	Ditmar	108
1957	Trucks	62
1958	Garver	66
1959	Daley	62
	Herbert	62
1960	Daley	96
1961	Walker	96
1962	Pfister	106
1963	Wickersham	79
1964	Segui	94
1965	Talbot	86
1966	Hunter	64
1967	Nash	87
1968	Odum	98
1969	Odum	112
1970	Odum	100
1971	Blue	88
1972	Odum	87
1973	Blue	105
1974	Blue	98
1975	Holtzman	108
1976	Torrez	87
1977	Blue	86
1978	Keough	85
1979	Norris	94
1980	McCatty	99
1981	Norris	63
1982	Keough	101
1983	Conroy	98
1984	Burris	90
1985	Birtzas	91
1986	Rijo	108
1987	Stewart	105
1988	Stewart	110
1989	Moore	83
1990	Moore	84
1991	Moore	105
	Stewart	105
1992	Moore	103
1993	Witt	91
1994	Van Poppel	89
1995	Stottlemyre	80
1996	Johns	69
1997	Prieto	70
1998	Haynes	88
1999	Haynes	80
2000	Appier	102
2001	Zito	80
2002	Zito	78
2003	Zito	88
2004	Mulder	83
2005	Zito	89
2006	Zito	99
2007	Gaudin	100
2008	Smith	87

Bold denotes tied or led league

ATHLETICS HOME RUN HISTORY

20 OR MORE HOME RUNS IN A SEASON

NO.	PLAYER	YEAR	NO.	PLAYER	YEAR	NO.	PLAYER	YEAR
58	Jimmie Foxx	1932	30	Jimmie Foxx	1931		Sam Chapman	1950
52	Mark McGwire	1996		Bob Johnson	1938		Ken Harrelson	1965
49	Mark McGwire	1987		Gus Zernial	1955		Reggie Jackson	1970
48	Jimmie Foxx	1933		Dave Kingman	1985		Billy Williams	1975
47	Reggie Jackson	1969		Miguel Tejada	2000		Ruben Sierra	1994
44	Jimmie Foxx	1934	29	Gus Zernial	1952		Jose Canseco	1997
	Jose Canseco	1991		Reggie Jackson	1968		Jermaine Dye	2004
43	Jason Giambi	2000		Sal Bando	1973	22	Al Simmons	1931
42	Gus Zernial	1953		Reggie Jackson	1974		Bob Johnson	1941
	Jose Canseco	1988		Gene Tenace	1975		Eddie Robinson	1953
	Mark McGwire	1992		Eric Chavez	2003		Bert Campaneris	1970
39	Mark McGwire	1990		Eric Chavez	2004		Sal Bando	1974
	Mark McGwire	1995	28	Bob Johnson	1935		Joe Rudi	1974
	Frank Thomas	2006		Jim Gentile	1964		Gene Tenace	1976
38	Bob Cerv	1958		Tony Armas	1982		Wayne Gross	1977
	Matt Stairs	1999		Rickey Henderson	1990		Jeff Newman	1979
	Jason Giambi	2001		Ben Griève	1999		Tony Armas	1981
37	Tilly Walker	1922	27	Joe Hauser	1924		Mike Davis	1987
	Jimmie Foxx	1930		Gus Zernial	1957		Dave Parker	1989
	Jose Canseco	1990		Don Mincher	1970		Mark McGwire	1991
36	Al Simmons	1930		Sal Bando	1976		Jose Canseco	1992
	Jimmie Foxx	1935		Dwayne Murphy	1982		Ruben Sierra	1993
	Reggie Jackson	1975		Matt Stairs	1997		Geronimo Berroa	1995
	Geronimo Berroa	1996		Jason Giambi	1998		Scott Brosius	1996
35	Al Simmons	1932		Ben Griève	2000		Bobby Crosby	2004
	Tony Armas	1980		Miguel Tejada	2003		Erubiel Durazo	2004
	Dave Kingman	1984		Eric Chavez	2005		Eric Chavez	2006
	Dave Kingman	1986	26	Mike Epstein	1972		Nick Swisher	2007
	Terry Steinbach	1996		Gene Tenace	1974	21	Bing Miller	1922
	John Jaha	1999		Matt Stairs	1998		Bob Johnson	1933
	Nick Swisher	2006		Eric Chavez	2000		Harry Simpson	1956
34	Al Simmons	1929		Jack Cust	2007		Joe Rudi	1975
	Bob Johnson	1934	25	Bob Johnson	1936		Mitchell Page	1977
	Rocky Colavito	1964		Bob Johnson	1937		Miguel Tejada	1999
	Mark McGwire	1997		Wally Moses	1937		Matt Stairs	2000
	Eric Chavez	2002		Sam Chapman	1941		Erubiel Durazo	2003
	Miguel Tejada	2002		Norm Siebern	1962		Ramon Hernandez	2003
33	Jimmie Foxx	1929		Reggie Jackson	1972		Nick Swisher	2005
	Gus Zernial	1951		Dave Henderson	1991	20	Frankie Hayes	1939
	Dwayne Murphy	1984	24	Al Simmons	1925		Sam Chapman	1946
	Jose Canseco	1986		Sam Chapman	1949		Eddie Joost	1952
	Mark McGwire	1989		Sal Bando	1971		Woodie Held	1957
	Jason Giambi	1999		Gene Tenace	1973		Bob Cerv	1959
	Jack Cust	2008		Mike Davis	1985		Sal Bando	1970
32	Reggie Jackson	1971		Dave Henderson	1988		Dwayne Murphy	1985
	Reggie Jackson	1973		Jermaine Dye	2002		Dave Henderson	1990
	Mark McGwire	1988	23	Tilly Walker	1921		Harold Baines	1991
	Eric Chavez	2001		Mickey Cochrane	1932		Dave Henderson	1993
31	Bob Johnson	1940		Mike Higgins	1935		Jason Giambi	1996
	Sal Bando	1969		Bob Johnson	1939		Jason Giambi	1997
	Jose Canseco	1987		Sam Chapman	1940		Eric Byrnes	2004
	Miguel Tejada	2001		Eddie Joost	1949			

OAKLAND ATHLETICS CONSECUTIVE SERIES WON, SEASON

11 August 1-September 8, 2002
 11 August 26-October 2, 1988
 9 July 8-August 11, 2005
 9 August 24-September 27, 2001*

8 April 18 to May 15, 2003
 8 May 29 to June 25, 2000

*includes one one-game series

HOME RUN LEADERS BY POSITION

Franchise – Career

P	John Odom (1964-75)	12
C	Terry Steinbach (1986-96)	116
1B	Mark McGwire (1986-97)	349
2B	Dick Green (1963-74)	76
3B	Eric Chavez (1998-08)	223
SS	Miguel Tejada (1997-03)	156
LF	Bob Johnson (1933-42)	201
CF	Dwayne Murphy (1978-87)	152
RF	Reggie Jackson (1967-75; 87)	225
DH	Dave Kingman (1984-86)	98

Franchise – Season

P	John Odom (1969)	5
C	Terry Steinbach (1996)	34
1B	Jimmie Foxx (1932)	51
2B	Mark Ellis (2007)	19
3B	Eric Chavez (2001)	32
SS	Miguel Tejada (2002)	34
LF	Gus Zernial (1953)	41
CF	Dwayne Murphy (1984)	33
RF	Reggie Jackson (1969)	45
DH	Frank Thomas (2006)	39

Oakland – Career

P	John Odom (1968-75)	12
C	Terry Steinbach (1986-96)	116
1B	Mark McGwire (1986-97)	349
2B	Mark Ellis (2002-08)	68
3B	Eric Chavez (1998-08)	223
SS	Miguel Tejada (1997-03)	156
LF	Rickey Henderson (1979-84; 89-95; 98)	156
CF	Dwayne Murphy (1978-87)	152
RF	Reggie Jackson (1968-75; 87)	225
DH	Dave Kingman (1984-86)	98

Oakland – Season

P	John Odom (1969)	5
C	Terry Steinbach (1996)	34
1B	Mark McGwire (1987)	48
2B	Mark Ellis (2007)	19
3B	Eric Chavez (2001)	32
SS	Miguel Tejada (2002)	34
LF	Ben Grieve (1999)	28
CF	Dwayne Murphy (1984)	33
RF	Reggie Jackson (1969)	45
DH	Frank Thomas (2006)	39

GRAND SLAM LEADERS

Franchise – Career

1.	Jimmie Foxx (1925-35)	9
	Sam Chapman (1938-41, 45-51)	9
	Gus Zernial (1951-57)	9
	Mark McGwire (1986-97)	9
5.	Bob Johnson (1933-42)	8
	Terry Steinbach (1986-96)	8
	Jason Giambi (1995-01)	8
8.	Sal Bando (1966-76)	7
	Matt Stairs (1996-00)	7
	Miguel Tejada (1997-03)	7

Franchise – Season

1.	Jason Giambi (2000)	4
2.	Jimmie Foxx (1932)	3
	Jimmie Foxx (1934)	3
	Bob Johnson (1938)	3
	Gus Zernial (1952)	3
	Gene Tenace (1974)	3
	Dave Kingman (1984)	3
	Ben Grieve (2000)	3
	Miguel Tejada (2001)	3

Oakland – Career

1.	Mark McGwire (1986-97)	9
2.	Terry Steinbach (1986-96)	8
	Jason Giambi (1995-01)	8
4.	Sal Bando (1968-76)	7
	Matt Stairs (1996-00)	7
	Miguel Tejada (1997-03)	7
7.	Gene Tenace (1969-76)	6
8.	Joe Rudi (1968-76; 82)	5
	Dave Kingman (1984-86)	5
	Eric Chavez (1998-08)	5

Oakland – Season

1.	Jason Giambi (2000)	4
2.	Gene Tenace (1974)	3
	Dave Kingman (1984)	3
	Ben Grieve (2000)	3
	Miguel Tejada (2001)	3
6.	24 times	2

INSIDE-THE-PARK HOME RUN LEADERS

Franchise – Career

1.	Danny Murphy (1902-13)	18
2.	Harry Davis (1901-11; 13-17)	9
	Stuffy McInnis (1909-17)	9
4.	Jimmie Foxx (1925-35)	8
5.	Eddie Collins (1906-14; 27-30)	7

Franchise – Season

1.	Danny Murphy (1904)	4
2.	10 times; last Jimmie Foxx (1931)	3

Oakland – Career

1.	Reggie Jackson (1968-75; 87)	4
2.	18 times	1

Oakland – Season

1.	Reggie Jackson (1968)	2
2.	20 times; last Nick Swisher (2006)	1

PINCH HIT HOME RUN LEADERS

Franchise – Career

1.	Gus Zernial (1951-57)	5
	Jeff Burroughs (1982-84)	5
	Mark McGwire (1986-97)	5
	Terry Steinbach (1986-96)	5
	Mike Aldrete (1993-95)	5
6.	Four times	4

Franchise – Season

1.	Jeff Burroughs (1982)	4
2.	Allie Clark (1952)	3
	Kite Thomas (1952)	3
	Bob Cerv (1957)	3
	Frank Fernandez (1970)	3
	Rich McKinney (1977)	3
	Jeff Newman (1978)	3

Oakland – Career

1.	Jeff Burroughs (1982-84)	5
	Mark McGwire (1986-87)	5
	Terry Steinbach (1986-96)	5
	Mike Aldrete (1993-95)	5
5.	Matt Stairs (1996-00)	4
	Olmedo Saenz (1999-02)	4

Oakland – Season

1.	Jeff Burroughs (1982)	4
2.	Frank Fernandez (1970)	3
	Rich McKinney (1977)	3
	Jeff Newman (1978)	3
5.	Nine times	2

GAME ENDING HOME RUN LEADERS

Franchise – Career

1.	Reggie Jackson (1967-75; 87)	5
	Rickey Henderson (1979-84; 89-95; 98)	5
	Matt Stairs (1996-00)	5
4.	Jimmie Foxx (1925-35)	4
	Dwayne Murphy (1978-87)	4
	Al Simmons (1924-32; 40-41; 44)	4

Franchise – Season

1.	Reggie Jackson (1971)	3
	Dave Kingman (1986)	3
	Matt Stairs (1999)	3
4.	Seven times	2

Oakland – Career

1.	Reggie Jackson (1968-75; 87)	5
	Rickey Henderson (1979-84; 89-95; 98)	5
	Matt Stairs (1996-00)	5
4.	Dwayne Murphy (1978-87)	4
5.	Seven times	3

Oakland – Season

1.	Reggie Jackson (1971)	3
	Dave Kingman (1986)	3
	Matt Stairs (1999)	3
4.	Six times	2

LEAD OFF HOME RUN LEADERS

Franchise – Career

1.	Rickey Henderson (1979-84; 89-95; 98)	43
2.	Eddie Joost (1947-54)	19
3.	Bert Campaneris (1964-76)	13
4.	Max Bishop (1924-33)	9
5.	Wally Moses (1935-41; 49-51)	7

Franchise – Season

1.	Rickey Henderson (1993)	7
2.	Eddie Joost (1948)	6
	Bert Campaneris (1970)	6
4.	Rickey Henderson (1990)	5
	Rickey Henderson (1991)	5
	Rickey Henderson (1992)	5

Oakland – Career

1.	Rickey Henderson (1979-84; 89-95; 98)	43
2.	Bert Campaneris (1968-76)	10
3.	Mark Kotsay (2004-07)	5
4.	Eric Byrnes (2000-04)	4
	Tony Phillips (1982-89; 99)	4

Oakland – Season

1.	Rickey Henderson (1993)	7
2.	Bert Campaneris (1970)	6
3.	Rickey Henderson (1990)	5
	Rickey Henderson (1991)	5
	Rickey Henderson (1992)	5

MOST 100-WIN SEASONS BY CURRENT MLB FRANCHISES

New York-AL	18
Athletics	10
Cardinals	8
Braves	8
Giants	7
Dodgers	6

OAKLAND A'S MILESTONE HITS

1	John Donaldson, April 10, 1968 at Baltimore
10000	Phil Garner, June 27, 1975 at California
20000	Dwayne Murphy, June 1, 1983 at Milwaukee
30000	Mike Gallego, May 30, 1990 vs. Toronto
40000	Matt Stairs, August 15, 1997 at Chicago
50000	Damian Miller, July 26, 2004 vs. Seattle

ATHLETICS GAMES OF FIVE OR MORE HOME RUNS

No.	Opponent	H/A	Date	Hitters
8	California	A	June 27, 1996	Berroa, Brosius 2, Giambi, Herrera, McGwire, Steinbach, Young
7	Detroit	H	June 3, 1921	Dugan, Dykes 2, Perkins, Walker, Welch 2
7	Cleveland (2)	A	July 6, 1990	Canseco, R. Henderson 2, Lansford, McGwire 2, Quirk
6	Cleveland	H	July 18, 1980	Armas 2, Essian, Murphy, Page 2
6	Minnesota	H	Aug. 3, 1991	Baines, Canseco, D. Henderson 3, McGwire
6	Boston	H	Aug. 21, 1997	Bellhorn, Canseco, Giambi, McDonald, Spiezio, Young
6	Toronto	H	Aug. 18, 1998	Christenson, Giambi, Spiezio 2, Stairs 2
6	Cleveland	H	Aug. 24, 1999	Hinch, Jaha 2, Spiezio, Velarde 2
6	Tampa Bay	H	Sept. 9, 2000	Ja. Giambi 2, Grieve, Hernandez, Long, Tejada
6	Anaheim	H	Sept. 11, 2003	Byrnes, Chavez 2, Ellis, Hernandez, McMillon
6	Kansas City	A	May 10, 2007	Chavez, Cust 2, Johnson 2, Putnam
6	Arizona	A	June 17, 2008	Ellis 2, Chavez, Crosby, Davis, Suzuki
5*	Anaheim	H	July 1, 2004	Crosby, Dye, Kietly, Miller 2

* 35 times total; game listed is most recent

OPPONENT GAMES OF FIVE OR MORE HOME RUNS

No.	Opponent	H/A	Date	Hitters
7	Seattle	A	Apr. 11, 1985	Cowens, Bradley, Presley, Thomas 3, Henderson
6	Detroit	H	Aug. 17, 1969	Northrup, Wert, Tresh, Kaline 2, Stanley
6	Seattle	A	Aug. 2, 1983	Owen, D. Henderson 2, S. Henderson 2, Ramos
6	California	A	Apr. 23, 1985	Jackson 2, Narron, Schofield, Grich, DeGinces
6	Minnesota	H	Aug. 15, 1993	Brito 2, Puckett 2, Harper, Reboulet
6	Boston	A	Apr. 19, 1994	Vaughn 2, Cooper, Naehring 2, Greenwell
5*	Detroit	A	September 8, 2008	Sheffield 2, Cabrera, Hessman, Ordonez

*20 times total; game listed most recent

CONSECUTIVE HOME RUNS - ATHLETICS

No.	Opponent	H/A	Date	Hitters
3	Washington	H	May 2, 1922	Walker, Perkins, Miller
3	Cleveland	H	June 18, 1930	Simmons, Foxx, Miller
3	St. Louis	A	July 17, 1934	Johnson, Foxx, Higgins
3	New York	H	Aug. 19, 1962	Cimoli, Causey, Bryan
3	Minnesota (G1)	H	June 22, 1969	Kubiak, Jackson, Bando
3	Kansas City	H	June 19, 1979	Gross, Revering, Heath
3	Cleveland	A	June 3, 1980	Revering, Page, Armas
3	Cleveland	A	May 16, 1990	Canseco, McGwire, Hassey
3	Cleveland	A	July 6, 1990	R. Henderson, Lansford, Canseco
3	Kansas City	A	June 16, 2000	Chavez, Tejada, Hernandez
3	Kansas City	H	June 23, 2000	Velarde, Ja. Giambi, Grieve
3	Texas	H	April 15, 2006	Chavez, Thomas, Bradley

MILESTONE HOME RUNS

Franchise

1	Lave Cross.	Apr. 30, 1901
1,000	Mickey Cochrane.	May 15, 1927
2,000	Jimmie Foxx.	June 21, 1935
3,000	Sam Chapman.	Sept. 30, 1949
4,000	Hector Lopez.	Aug. 17, 1958
5,000	Jim Nash.	May 22, 1968
6,000	Gene Tenace.	May 25, 1975
7,000	Carney Lansford.	July 3, 1983
8,000	Jose Canseco.	Sept. 2, 1989
9,000	Mark McGwire.	May 28, 1996
10,000	Miguel Tejada.	Apr. 14, 2001
11,000	Bobby Kietly.	June 15, 2006

Oakland

1	Reggie Jackson.	Apr. 10, 1968
1,000	Claudell Washington.	May 6, 1975
2,000	Rickey Henderson.	June 5, 1983
3,000	Dave Parker.	Aug. 13, 1989
4,000	Jason Giambi.	May 17, 1996
5,000	Jason Giambi.	Sept. 24, 2000
6,000	Bobby Crosby.	May 31, 2006

CONSECUTIVE HOME RUNS - OPPONENTS

No.	Opponent	H/A	Date	Hitters
4	Minnesota	H	May 2, 1964	Oliva, Allison, Hall, Killebrew
3	New York	H	Sept. 10, 1925	Meusel, Ruth, Gehrig
3	Cleveland	H	June 25, 1939	Chapman, Trosky, Heath
3	Boston	H	Sept. 24, 1940	Williams, Foxx, Cronin
3	Boston	A	Apr., 19, 1948	Spence, Stephens, Doerr
3	Los Angeles	H	Aug. 28, 1962	Thomas, Wagner, Rogers
3	Baltimore	A	Sept. 10, 1965	Robinson, Blefary, Adair
3	Minnesota	H	June 9, 1966	Oliva, Mincher, Killebrew
3	New York	A	Aug. 10, 1969	Murcer, Munson, Michael
3	Cleveland	A	Aug. 22, 1970	Sims, Nettles, Leon
3	Baltimore	A	May 8, 1979	Murray, May, Roenicke
3	Milwaukee	H	June 5, 1982	Young, Cooper, Oglivie
3	Seattle	A	Aug. 2, 1983	S. Henderson, D. Henderson, Ramos
3	Toronto	A	Apr. 26, 1984	Upshaw, Bell, Barfield
3	Kansas City	A	Aug. 28, 1986	Brett, White, Quirk
3	Seattle	A	Sept. 21, 1996	Rodriguez, Griffey, Martinez
3	Los Angeles	H	Sept. 18, 2008	Morales, Napoli, Wood

MOST HOME RUNS, INNING – ATHLETICS

No.	Opponent	H/A	Date	Hitters
4	Boston	H	Aug. 21, 1997	Giambi, Young, McDonald, Canseco (3)
4	Tampa Bay	H	Sept. 1, 1999	Tejada, Chavez, Giambi, Jaha (4)
4	Chicago	H	Apr. 27, 2002	Hatteberg, Long, Pena, Menechino (3)

MOST HOME RUNS, INNING – OPPONENTS

No.	Opponent	H/A	Date	Hitters
5	Minnesota	A	June 9, 1966	Rollins, Versalles, Oliva, Mincher, Killebrew (7)
4	Boston	H	Sept. 24, 1940	Williams, Foxx, Cronin, Tabor (6)
4	Boston	H	Aug. 26, 1957	Zauchin, Lepcio, Malzone, Piersall (7)
4	Minnesota	H	May 2, 1964	Oliva, Allison, Hall, Killebrew (11)
4	Minnesota	A	May 16, 1983	Mitchell, Gaetti, Hatcher, Engle (9)
4	Seattle	A	Sept. 21, 1996	Rodriguez, Griffey, Martinez, Sorrento (3)

HOME RUN IN FIRST GAME WITH THE OAKLAND A'S

Player	Opponent (Date)	Player	Opponent (Date)
*Joe Keough	at New York (8-7-68) (G1)	*Ed Sprague, Jr.	Cleveland (8-2-98)
Don Mincher	at Kansas City (4-7-70)	Tom Wilson	Chicago-AL (5-19-01)
*Don Baylor	at California (4-9-76)	David Justice	Texas (4-1-02)
Earl Williams	Minnesota (4-9-77)	*Erubiel Durazo	Seattle (4-1-03)
Mike Heath	Kansas City (6-19-79)	*Jay Payton	Texas (7-15-05)
*Terry Steinbach	at Cleveland (9-12-86)	*Frank Thomas	New York (4-3-06)
*Dave Henderson	Seattle (4-4-88)	Jack Cust	at Tampa Bay (5-6-07)
Scott Brosius	Seattle (8-7-91)		
*Tilson Brito	Milwaukee (8-10-97) (G2)		

*indicates players who homered in their first at bat.

OAKLAND A'S MOST HOME RUNS VS. CLUB, SEASON

33	Texas, 2003
31	Detroit, 1996
30	Texas, 2001
30	Seattle, 1969
30	Anaheim, 2002
28	Texas, 2004
27	two tied tied

MOST HOME RUNS VS. OAKLAND A'S

HR Player (Date)

3	Jim Rice, BOS (8-29-77)
3	Larry Herndon, DET (5-18-82)
3	Gorman Thomas, SEA (4-11-85)
3	Danny Tartabull, SEA (7-6-91)

HR Player (Date)

3	Jack Clark, BOS (7-31-91)
3	Manny Ramirez, CLE (8-25-99)
3	Juan Gonzales, TEX (9-24-99)

COLISEUM HOME RUNS

Since its opening in 1968 a total of 5,823 Major League home runs have been hit in the Coliseum during the regular season, an average of 142.0 per year.

COLISEUM CAREER HOME RUN LEADERS

Player	No.
Mark McGwire	166
Reggie Jackson	146*
Jose Canseco	122*
Eric Chavez	115
Jason Giambi	108*
Sal Bando	90
Miguel Tejada	83
Rickey Henderson	82*
Dwayne Murphy	67
Matt Stairs	67*

* Home Runs hit while non-Athletic (included in individual total): Canseco (8), Giambi (6), Henderson (3), Jackson (13), Stairs (3)

NON-A'S COLISEUM CAREER HOME RUN LEADERS

Player	No.
Rafael Palmeiro	20
Jay Buhner	18
Carlton Fisk	18
Alex Rodriguez	18
Brian Downing	17
Juan Gonzalez	17
Cal Ripken	16
Danny Tartabull	16*
Frank Thomas	16*
Greg Vaughn	16

* Does not include home runs hit while a member of the Athletics: Tartabull (1), Thomas (27).

BIG FIRST INNINGS IN OAKLAND HISTORY

Runs	Opponent	Date	Final Score	Runs	Opponent	Date	Final Score
13	vs. California	July 5, 1996	W, 16-8	7	vs. Kansas City	July 25, 1976	W, 9-2
9	vs. Texas	Sept. 30, 2000	W, 23-2	7	vs. Detroit	June 2, 1986	W, 7-1
9	vs. Baltimore	Sept. 3, 2006	W, 10-1	7	at Chicago	June 16, 1990	W, 12-3
8	vs. Minnesota	Aug. 4, 1980	W, 11-2	7	vs. Detroit	June 26, 1994	W, 10-5
8	at Toronto	Aug. 14, 1999	W, 13-5	7	at Anaheim	July 2, 2000	W, 10-3
7	vs. New York	July 24, 1970	W, 11-0				

Courtesy of the Elias Sports Bureau.

OAKLAND A'S CLINCHING DATES

Year	Date	Game No.	Opponent	Score	Winner	Loser
1971	September 15	149	at Chicago	3-2	Grant	Wood
1972	September 28	150	Minnesota	8-7	Fingers	LaRoche
1973	September 23	156	at Chicago	10-5	Blue	Wood
1974	September 27	158	Chicago	2-3	Bahnsen	Holtzman
1975	September 24	158	Chicago	13-2	Blue	Jefferson
1988	September 19	151	Minnesota	5-3	Stewart	Toliver
1989	September 27	158	Texas	5-0	Moore	Moyer
1990	September 25	154	at Kansas City	5-0	Stewart	Appier
1992	September 28	156/157	Off Day*			
2000	October 1	161	Texas	3-0	Hudson	Glynn
2001	September 23	150	Seattle	7-4	Mulder	Garcia
2002	September 20 (Playoff)	154	Texas	4-2	Mecir	Kolb
	September 26 (Division)	159	at Seattle	5-3 (10)	Koch	Hasegawa
2003	September 23	158	Texas	4-3 (10)	Foulke	Cordero
2006	September 26	157	at Seattle	12-3	Harden	Woods

*Chicago defeated 2nd place Minnesota on the A's off day.

ATHLETICS LOW-HIT GAMES

ATHLETICS NO-HITTERS

Date	Pitchers	Opponent	Score
July 22, 1905	Weldon Henley	at St. Louis (1st game)	6-0
Aug. 15, 1905	Rube Waddell	vs. St. Louis*	2-0
Aug. 29, 1906	Jimmy Dygert & Rube Waddell	vs. Chicago*	4-3
Oct. 5, 1907	Rube Vickers	at Washington (2nd game, Perfect Game)*	4-0
May 12, 1910	Chief Bender	vs. Cleveland	4-0
Aug. 26, 1916	Joe Bush	vs. Cleveland	5-0
Sept. 9, 1945	Dick Fowler	vs. St. Louis (2nd game)	1-0
Sept. 3, 1947	Bill McCahan	vs. Washington	3-0
May 8, 1968	Jim Hunter	vs. Minnesota (Perfect Game)	4-0
Sept. 21, 1970	Vida Blue	vs. Minnesota	6-0
Sept. 28, 1975	Vida Blue, Glenn Abbott, Paul Lindblad & Rollie Fingers	vs. California	5-0
Sept. 29, 1983	Mike Warren	vs. Chicago	3-0
June 29, 1990	Dave Stewart	at Toronto	5-0

*5 innings

NO-HITTERS AGAINST ATHLETICS

Date	Pitchers	Opponent	Score
May 5, 1904	Cy Young	at Boston (Perfect Game)	0-3
Sept. 20, 1908	Frank Smith	at Chicago	0-1
Sept. 4, 1923	Sam Jones	vs. New York	0-2
Sept. 7, 1923	Howard Ehmke	vs. Boston	0-4
July 10, 1947	Don Black	at Cleveland (1st game)	0-3
May 6, 1953	Bobo Holloman	at St. Louis	0-6
Aug. 26, 1962	Jack Kralick	at Minnesota	0-1
Aug. 13, 1969	Jim Palmer	at Baltimore	0-8
July 3, 1970	Clyde Wright	at California	0-4
July 30, 1973	Jim Bibby	vs. Texas	0-6
July 19, 1974	Dick Bosman	at Cleveland	0-4
July 28, 1976	John Odom & Francisco Barrios	vs. Chicago	1-2
June 11, 1990	Nolan Ryan	vs. Texas	0-5
July 13, 1991	Bob Milacki, Mike Flanagan, Mark Williamson & Gregg Olson	vs. Baltimore	0-2

OAKLAND ATHLETICS ONE-HITTERS (28 TOTAL)

Date	Pitchers	Broken Up By	Inn.	Opponent	H/A	Score
June 7, 1968	John Odom	Dave Johnson	9 (2 outs)	Baltimore	A	6-1
Aug. 10, 1968	John Odom, Diego Segui, Jack Aker	Frank Howard	1	Washington	A	4-1
May 24, 1970	Chuck Dobson	Gail Hopkins	1	Chicago	A	5-1
Sept. 11, 1970	Vida Blue	Pat Kelly	8	Kansas City	A	3-0
July 16, 1971	Vida Blue	Tony Taylor	4	Detroit	H	4-0
May 31, 1973	Ken Holtzman, Rollie Fingers	Matty Alou	7	New York	A	6-0
June 8, 1975	Ken Holtzman	Tom Veryzer	9 (2 outs)	Detroit	H	4-0
June 10, 1975	Jim Perry	Al Bumbry	6	Baltimore	H	4-0
Aug. 28, 1976	Vida Blue	Mickey Stanley	9 (1 out)	Detroit	H	5-2
May 9, 1979	Mike Norris	Gary Roenicke	7	Baltimore	A	4-2
July 5, 1979	Rick Langford	Brian Downing	5	California	A	3-0
June 23, 1984	Tim Conroy, Bill Caudill	Alan Bannister	5	Texas	H	5-1
Oct. 5, 1986	Curt Young	Kevin Seitzer	7	Kansas City	H	6-0
June 9, 1987	Curt Young	Kenny Williams	8	Chicago	H	8-3
Aug. 4, 1988	Dave Stewart	Jay Buhner	3	Seattle	H	2-0
May 26, 1989	Todd Burns, Rick Honeycutt, Eric Plunk	Rickey Henderson	4	New York	A	4-0
Apr. 14, 1992	Ron Darling, Rick Honeycutt	Keith Miller	8	Kansas City	A	1-3
June 23, 1994	Bobby Witt	Greg Gagne	6	Kansas City	H	4-0
May 27, 1995	Steve Ontiveros	Luis Polonia	6	New York	H	3-0
Aug. 28, 2000	Tim Hudson	Frank Thomas	4	Chicago	H	3-0

OAKLAND ATHLETICS ONE-HITTERS (CONTINUED)

Date	Pitchers	Broken Up By	Inn.	Opponent	H/A	Score
July 6, 2001	Mark Mulder	Danny Bautista	8	Arizona	A	3-0
July 19, 2002	Cory Lidle	Juan Gonzalez	8	Texas	H	10-0
August 4, 2002	Cory Lidle, Ricardo Rincon, Chad Bradford, Billy Koch	Wendell Magee	6	Detroit	H	4-0
August 21, 2002	Cory Lidle	Ellis Burks	1	Cleveland	A	6-0
June 26, 2005	Rich Harden, Ron Flores, Kiko Calero	Deivi Cruz	5	San Francisco	H	16-0
April 8, 2006	Barry Zito, Kiko Calero, Joe Kennedy, Huston Street	Richie Sexson	2	Seattle	A	3-0
June 30, 2007	Chad Gaudin, Rich Harden	Johnny Damon	6	New York (AL)	A	7-0
May 24, 2008	Justin Duchscherer, Huston Street	David Ortiz	7	Boston	H	3-0

MOST RECENT ONE-HITTERS AGAINST ATHLETICS (22 TOTAL)

Date	Pitchers	Opponent	H/A	Score
June 7, 2007	Curt Schilling	Boston	H	0-1
July 7, 2006	John Lackey	Los Angeles	H	0-3
June 20, 2006	Jason Jennings, Tom Martin, Brian Fuentes	Colorado	A	0-6
May 21, 2006	Matt Cain	San Francisco	H	0-6
May 2, 1998	Roger Clemens, Paul Quantrill	Toronto	H	0-7
Sept. 2, 1996	David Cone, Mariano Rivera	New York	H	0-5
June 15, 1995	Mark Gubicza	Kansas City	H	0-7
June 21, 1994	Kevin Appier, Mike Magnante, Stan Belinda, Rusty Meacham	Kansas City	H	0-2
Aug. 23, 1993	Mike Moore	Detroit	A	0-9
May 16, 1993	Randy Johnson	Seattle	H	0-7
Aug. 14, 1991	Randy Johnson	Seattle	A	0-4
Apr. 20, 1990	Brian Holman	Seattle	H	1-6

OAKLAND ATHLETICS STEALS OF HOME

- | | |
|--|--|
| <p>1968 - Sal Bando vs. Detroit, May 26
Danny Cater vs. Chicago, September 24
Danny Cater vs. Minnesota, September 28</p> <p>1969 - Danny Cater vs. Seattle, May 4</p> <p>1974 - Angel Mangual vs. Detroit, May 27</p> <p>1976 - Claudell Washington vs. Minnesota, September 15</p> <p>1978 - Taylor Duncan vs. Kansas City, July 2 (Game 1)</p> <p>1979 - Wayne Gross at Seattle, April 11</p> <p>1980 - Rickey Henderson vs. California, April 20
Wayne Gross vs. Detroit, May 3
Dwayne Murphy vs. Detroit, May 3
Dwayne Murphy vs. Kansas City, May 28
Wayne Gross vs. Kansas City, May 28
Jeff Cox at Chicago, July 4
Rickey Henderson vs. Cleveland, July 19</p> <p>1981 - Dave McKay vs. Toronto, September 30</p> <p>1982 - Davey Lopes at Seattle, April 17
Dave McKay vs. Cleveland, May 8
Rickey Henderson at Chicago, June 8
Rickey Henderson at California, July 26
Jeff Burroughs vs. Boston, August 20</p> <p>1983 - Bill Almon vs. Milwaukee, May 24
Mike Heath at Chicago, September 7
Mike Davis vs. Toronto, September 25</p> | <p>1984 - Carney Lansford vs. Kansas City, June 18</p> <p>1985 - Rob Picciolo at Boston, May 11
Mike Davis at Chicago, June 20
Donnie Hill vs. Cleveland, June 21
Mike Gallego at Chicago, September 21</p> <p>1986 - Alfredo Griffin at Seattle, April 18
Carney Lansford at Milwaukee, May 1
Dwayne Murphy at Milwaukee, July 6</p> <p>1987 - Reggie Jackson at Seattle, April 18</p> <p>1989 - Mike Gallego vs. California, April 22</p> <p>1991 - Jose Canseco at Minnesota, April 23
Mike Gallego at Seattle, August 15
Scott Brosius at Kansas City, October 2</p> <p>1992 - Mike Bordick vs. Kansas City, April 6
Carney Lansford vs. Detroit, July 19</p> <p>1997 - Jose Canseco at Texas, May 22</p> <p>1998 - Miguel Tejada vs. Tampa Bay, September 6</p> <p>2000 - Jason Giambi at Los Angeles (NL), June 11
Eric Chavez at Toronto, September 1</p> <p>2006 - Jay Payton at Baltimore, July 17</p> <p>2008 - Bobby Crosby at Texas, May 11
Carlos Gonzalez vs. Florida, June 22</p> |
|--|--|

CAREER GAMES PLAYED LEADERS

FRANCHISE LEADERS

Catcher

Mickey Cochrane	1148
Cy Perkins	1095
Terry Steinbach	1050
Frankie Hayes	959
Ossee Schreckengost	597
Ramon Hernandez	591
Mike Heath	537
Mike Powers	518
Joe Astroth	511
Dave Duncan	477

First Base

Harry Davis	1390
Mark McGwire	1251
Jimmie Fox	1020
Stuffy McInnis	956
Dick Siebert	940
Ferris Fain	830
Jason Giambi	670
Joe Hauser	539
Norm Siebern	471
Scott Hatteberg	420

Second Base

Dick Green	1158
Max Bishop	1139
Eddie Collins	996
Danny Murphy	810
Pete Suder	805
Mark Ellis	741
Jimmy Dykes	676
Jerry Lumpe	653
Tony Phillips	529
Mike Gallego	452

Third Base

Sal Bando	1446
Eric Chavez	1225
Carney Lansford	1096
Frank Baker	896
Jimmy Dykes	791
Wayne Gross	719
Ed Charles	695
Lave Cross	675
Sammy Hale	641
Hank Majeski	583

Shortstop

Bert Campaneris	1702
Chick Galloway	971
Miguel Tejada	935
Eddie Joost	907
Joe DeMaestri	890
Jack Barry	877
Mike Bordick	715
Monte Cross	711
Bobby Crosby	576
Eric McNair	528

Outfield

Rickey Henderson	1592
Bob Johnson	1399
Al Simmons	1256
Bing Miller	1230
Sam Chapman	1230
Reggie Jackson	1196
Dwayne Murphy	1177
Elmer Valo	1168
Topsy Hartsel	1110
Rube Oldring	1061

Designated Hitter

Dave Kingman	428
Mitchell Page	355
Erubiel Durazo	292
Harold Baines	271
Billy Williams	251
Geronimo Berroa	234
Dave Parker	201
Jose Canseco	196
Frank Thomas	188
Jeff Burroughs	185

Pitcher

Dennis Eckersley	525
Eddie Plank	524
Rollie Fingers	502
Eddie Rommel	500
Paul Lindblad	479
Rube Walberg	412
Lefty Grove	402
Rick Honeycutt	387
Chief Bender	385
Jim Hunter	363

OAKLAND LEADERS

Catcher

Terry Steinbach	1050
Ramon Hernandez	591
Mike Heath	537
Gene Tenace	446
Jeff Newman	438
Dave Duncan	423
Jason Kendall	368
Jim Essian	316
Ray Fosse	291
Mickey Tettleton	277

First Base

Mark McGwire	1251
Jason Giambi	670
Scott Hatteberg	420
Bruce Bochte	387
Gene Tenace	385
Dave Revere	337
Dan Johnson	283
Danny Cater	253
Mike Epstein	233
Joe Rudi	218

Second Base

Mark Ellis	741
Dick Green	721
Tony Phillips	529
Mike Gallego	452
Brent Gates	397
Phil Garner	322
Scott Spiezio	300
Mike Edwards	269
Ted Kubiak	266
Davey Lopes	265

Third Base

Sal Bando	1395
Eric Chavez	1225
Carney Lansford	1096
Wayne Gross	719
Scott Brosius	398
Craig Paquette	193
Jack Hannahan	167
Tony Phillips	159
Mickey Klutts	131
Mike Blowers	120

Shortstop

Bert Campaneris	1272
Miguel Tejada	935
Mike Bordick	715
Bobby Crosby	576
Walt Weiss	522
Alfredo Griffin	461
Rob Picciolo	434
Mario Guerrero	311
Mike Gallego	282
Tony Phillips	269

Outfield

Rickey Henderson	1592
Dwayne Murphy	1177
Reggie Jackson	1162
Jose Canseco	851
Joe Rudi	846
Mike Davis	695
Tony Armas	679
Dave Henderson	636
Bill North	627
Terrence Long	598

Designated Hitter

Dave Kingman	428
Mitchell Page	355
Erubiel Durazo	292
Harold Baines	271
Billy Williams	251
Geronimo Berroa	234
Dave Parker	201
Jose Canseco	196
Frank Thomas	188
Jeff Burroughs	185

Pitcher

Dennis Eckersley	525
Rollie Fingers	502
Paul Lindblad	391
Rick Honeycutt	387
Buddy Groom	301
Gene Nelson	281
Bill Taylor	281
Vida Blue	273
Jim Hunter	266
Mike Mohler	262

ATHLETICS BIGGEST COMEBACK

On August 21, 2006, the A's tied an Oakland record by overcoming an eight-run deficit to win. Trailing at Toronto 8-0 entering the top of the third inning, Oakland scored seven times in the third, four times in the sixth and once more in the ninth to win 12-10. The A's also overcame an 8-0 deficit entering the bottom of the second on June 18, 1993 against Kansas City in a 10-9 win. The all-time Athletics record is also the Major League record, set by the Philadelphia A's on June 15, 1925 against Cleveland. The A's trailed by 12 runs in that game and scored 13 times in the bottom of the eighth to win 17-15.

HIGH SCORING GAMES IN OAKLAND HISTORY

ATHLETICS

Score	Opponent	Date
23-2	Texas	Sept. 30, 2000
21-7	at Boston	June 14, 1969
21-3	at Kansas City	June 18, 2000
19-3	at Milwaukee	May 15, 1985
19-5	at New York	Aug. 29, 1989
19-5	Texas	Sept. 29, 1991
18-2	at California	June 27, 1996
17-2	at Texas	May 10, 1973
17-3	at Toronto	May 6, 1986
17-3	at Tampa Bay	Sept. 15, 2000
17-4	at Cleveland	Aug. 2, 2001
17-2	at Toronto	Aug. 24, 2003
17-8	Cincinnati	June 9, 2004
17-3	at Kansas City	May 10, 2007

OPPONENTS

Score	Opponent	Date
20-11	at Minnesota	Apr. 27, 1980
20-6	Cleveland	May 4, 1991
20-4	at Detroit	Apr. 13, 1993
18-11	at Toronto	July 29, 1995
18-5	Baltimore	Aug. 15, 1996
18-2	New York	Aug. 26, 1997
18-2	San Francisco	June 4, 2000
18-3	at Colorado	July 18, 2000
17-6	at California	July 4, 1979
17-1	at Chicago	Oct. 3, 1987
17-6	at Chicago	Sept. 23, 1992
17-16	at Texas	May 5, 2000
17-13	at New York	Apr. 10, 1998

OAKLAND ATHLETICS STREAKS

CONSECUTIVE WINS

Overall

20	August 13-September 4, 2002
14	April 23-May 9, 1988
11	April 9-19, 1981
11	August 2-12, 2001
10	September 8-18, 1992
10	August 23-September 2, 2002
10	June 8-18, 2006
9	August 11-20, 1973
9	August 7-15, 1976
9	June 13-23, 2000
9	September 2-18, 2001
9	October 2, 2001-April 3, 2002

Home

20*	August 25, 2001-April 3, 2002
12	August 13-September 14, 2002
10	April 11-May 3, 1991
10	August 11-September 1, 2006
9	August 19-September 19, 1970
9	August 7-15, 1976
9	September 26, 1977-April 14, 1978
9	September 6-29, 1992
9	May 2-28, 1999
9	June 18-July 1, 2005
<i>*streak includes final 17 games of 2001 and first three games of 2002</i>	

Road

12	July 31-August 15, 1971
11	April 9-26, 1981
10	August 19-28, 2002
9	April 23-May 3, 1988
9	September 24, 1989-April 26, 1990
8	May 31-June 20, 1971
8	June 3-10, 1972
8	April 13-26, 1990
8	August 16-31, 2001
8	June 16-24, 2002
8	July 19-August 2, 2005

CONSECUTIVE LOSSES

Overall

14	July 29-August 12, 1977
12	April 19-30, 1994
12*	September 22, 1995-April 4, 1996
11	June 8-18, 1978
10	July 28-August 7, 2008
9	August 20-29, 1978
9	August 18-27, 1984
9	June 4-13, 1986
9	August 21-28, 1993
9	July 21-29, 1998
9	July 6-17, 2007

**streak includes final nine games of 1995 and first three games of 1996*

Home

12	July 29-August 21, 1977
11	Sept. 19, 1978-April 15, 1979
9	June 4-20, 1982
8	June 23-July 9, 1979
8	May 3-22, 1994
8	April 8-May 1, 2001
7	August 20-September 6, 1978
7	June 2-9, 1979
7	September 11-27, 1987
7	August 30-September 17, 1993

Road

15	May 24-June 23, 1986
13	May 31-June 30, 1979
12*	September 5, 1995-April 9, 1996
11	May 21-June 9, 2005
10	May 14-30, 1981
10	April 19-May 6, 1994
9	May 2-23, 1976
9	July 23-August 12, 1977
9	August 11-29, 1978
9	May 10-26, 1979
9	July 30, 1994-April 28, 1995
9	June 29-July 26, 1995
<i>*streak includes final 11 games of 1995 and first game of 1996</i>	

LONGEST GAMES IN OAKLAND HISTORY

Innings	Opponent	Date	Score	Innings	Opponent	Date	Score
21	at Washington	June 4, 1971	W, 5-3	16	California	Apr. 8, 1982	L, 6-8
20	California	July 9, 1971	W, 1-0	16	Seattle (1)	Apr. 11, 1982	L, 3-6
19	Chicago	Aug. 10-11, 1972	W, 5-3	16	Minnesota	Apr. 20, 1982	W, 4-3
18	Baltimore	Aug. 24, 1969	W, 9-8	16	Chicago	June 10, 1983	W, 2-1
18	Minnesota	Sept. 6, 1969	L, 6-8	16	at Toronto	July 3, 1988	W, 9-8
18	at Minnesota	August 8, 2004	W, 6-5	16	at Cleveland	July 4, 1988	W, 4-2
17	Milwaukee	May 23, 1983	W, 5-4	16	at New York	August 9, 2002	W, 3-2
17	Los Angeles (NL)	June 17, 2006	W, 5-4				

GAME TIMES

LONGEST GAMES IN OAKLAND HISTORY

Time	Opponent	W-L	Date	Time	Opponent	W-L	Date
6:00	at New York (16)	W, 3-2	Aug. 9, 2002	5:17	Minnesota (18)	L, 8-6	Sept. 6, 1969
5:31	Chicago (19) *	W, 5-3	Aug. 10, 1972	5:17	Milwaukee (17)	W, 5-4	May 23, 1983
5:31	California (16)	L, 8-6	Apr. 8, 1982	5:11	at Milwaukee (2) (13)	L, 7-6	Aug. 24, 1993
5:19	at Washington (21)	W, 5-3	June 4, 1971	5:09	at Texas (15)	W, 13-12	July 1, 1979
5:19	Texas (15)	L, 4-16	July 3, 1983				
5:18	Seattle (1) (16)	L, 6-3	Apr. 11, 1982				

* Suspended game; completed on August 11, 1972.

LONGEST 9-INNING GAMES IN OAKLAND HISTORY

Time	Opponent	W-L	Date	Time	Opponent	W-L	Date
4:15	at Tampa Bay	W, 13-9	May 31, 2002	4:00	Minnesota	L, 12-11	May 26, 1993
4:09	Detroit	W, 12-7	Apr. 7, 1993	3:59	at Milwaukee	W, 10-8	May 12, 1987
4:08	at Texas	L, 9-12	September 9, 2007	3:59	at California	L, 9-6	Sept. 29, 1995
4:06	at New York	L, 17-13	Apr. 10, 1998	3:59	Texas	W, 9-6	Apr. 3, 2002
4:01	at Texas	L, 17-16	May 5, 2000	3:59	Pittsburgh	W, 12-11	June 12, 2004

QUICKEST 9-INNING GAMES IN OAKLAND HISTORY

Time	Opponent	W-L	Date	Time	Opponent	W-L	Date
1:35	Kansas City	W, 2-1	Sept. 28, 1971	1:43	Cleveland	W, 3-1	May 3, 1974
1:37	New York	L, 3-0	May 10, 1975	1:43	at Texas (1)	W, 1-0	Sept. 15, 1978
1:39	Texas	W, 4-1	May 22, 1973	1:43	at Minnesota	L, 1-0	Aug. 12, 1979
1:39	Boston	W, 3-2	Aug. 8, 1975	1:44	Detroit	W, 4-0	June 8, 1975
1:42	at New York	W, 6-0	May 31, 1973	1:44	Texas	W, 1-0	July 30, 1975

Note: The last time the A's played a game in under 1:50 was on July 8, 2008 vs. Seattle in Oakland (1:49).

OAKLAND ATHLETICS 20 OR MORE HITS IN A GAME

Hits	Opponent	Date	Hits	Opponent	Date
29	at Texas	July 1, 1979	21	at Kansas City	June 18, 2000
25	at Boston	June 14, 1969	20	New York	June 12, 1971
24	at Cleveland	August 28, 1998	20	at Cleveland	August 3, 1980
24	Texas	September 30, 2000	20	Cleveland	August 24, 1981
24	San Francisco	June 26, 2005	20	at California	July 30, 1983
23	at Texas	May 10, 1973	20	at Texas	October 2, 1985
22	Cincinnati	June 9, 2004	20	at Minnesota	April 10, 1994
22	at Minnesota	April 27, 1980	20	at Kansas City	May 3, 2000
21	at Baltimore	April 26, 1974	20	at Tampa Bay	September 15, 2000
21	at Seattle	April 13, 1990	20	at Cleveland	August 2, 2001
21	at Detroit	August 15, 1998	20	at Los Angeles	May 1, 2008

HOMESTANDS AND ROAD TRIPS

BEST HOMESTANDS

W-L	Year	Dates	Opponents
7-0	1992	Sept. 10-16	Seattle 4, Minnesota 3
7-0	2001	Sept. 3-10	Baltimore 3, Tampa Bay 3, Texas 1
7-0	2004	Aug. 23-29	Baltimore 4, Tampa Bay 3
6-0	1970	Sept. 1-6	Chicago 3, Kansas City 3
6-0	2001	May 15-20	New York 3, Chicago 3
6-0	2001	Aug. 7-12	Boston 3, New York 3
6-0	2001	Sept. 21-27	Seattle 3, Anaheim 3
6-0	2003	Aug. 26-31	Baltimore 3, Tampa Bay 3
6-0	2006	June 13-18	Seattle 3, Los Angeles (NL) 3
11-1	2004	June 1-13	Chicago 2, Toronto 4, Cincinnati 3, Pittsburgh 3
9-1	1976	Aug. 6-15	California 4, Milwaukee 3, Boston 3

WORST HOMESTANDS

W-L	Year	Dates	Opponents
1-9	1979	July 6-15	New York 4, Baltimore 3, Boston 3
1-8	1982	June 15-23	Chicago 3, Toronto 3, Kansas City 3
1-8	1993	Aug. 27-Sept. 5	Detroit 3, Toronto 3, Baltimore 3
1-8	2001	April 6-15	Anaheim 3, Seattle 3, Texas 3
1-7	1978	Aug. 15-23	New York 2, Boston 3, Baltimore 3
1-6	1994	April 27-May 4	Boston 2, New York 3, Baltimore 2
2-10	1977	July 26-Aug. 7	California 3, New York 3, Baltimore 2, Boston 4
1-5*	2008	July 25-30	Texas, Kansas City

*eight times total; homestand listed is most recent

BEST ROAD TRIPS

W-L	Year	Dates	Opponents
10-0	2002	Aug. 19-28	Cleveland 4, Detroit 3, Kansas City 3
8-0	1981	April 9-16	Minnesota 4, California 4
10-1	1971	April 12-22	Milwaukee 2, Minnesota 2, Chicago 4, California 3
10-1	1988	April 21-May 3	Chicago 4, Toronto 3, Cleveland 2, Detroit 2
8-1	1990	Sept. 3-12	Boston 3, New York 3, Seattle 3
6-1	1969	July 15-20	Seattle 3, California 4
6-1	1998	April 24-30	Baltimore 3, Tampa Bay 2, Cleveland 2
6-1	2001	July 31-Aug. 6	Cleveland 3, Detroit 4
6-1	2005	July 18-24	Los Angeles 3, Texas 4
6-1	2005	August 1-7	Minnesota 4, Kansas City 3
6-1	2006	April 24-May 2	Texas 3, Kansas City 2, Los Angeles (2)

WORST ROAD TRIPS

W-L	Year	Dates	Opponents
0-9	1995	Sept. 22-Oct. 1	Seattle 3, Texas 2, California 4
0-8	1976	May 17-23	Minnesota 2, Kansas City 2, Chicago 4
0-8	1994	April 19-26	Boston 3, New York 3, Baltimore 2
0-7	1979	June 11-17	Detroit 2, Cleveland 2, Toronto 3
0-7	1986	June 5-11	Chicago 4, Cleveland 3
0-7	1998	July 21-27	Baltimore 3, Tampa Bay 4
0-6	1995	July 14-18	Cleveland 4, Milwaukee 2
0-6	1998	April 10-15	New York 3, Boston 3
0-6	1999	May 18-23	Kansas City 3, Minnesota 3
1-9	1981	May 12-21	New York 3, Milwaukee 3, Baltimore 2, Boston 2
1-9	2008	August 1-10	Boston, Toronto, Detroit

All Homestand and Road Trip records based on a minimum of six games.

OAKLAND A'S MOST RUNS IN THREE CONSECUTIVE GAMES

Scored

44	June 17-19, 2000
42	June 18-20, 2000
41	June 14-16, 1969
40*	June 7-9, 2004
40	May 3-6, 2000
39*	June 16-18, 2000
39*	April 8-10, 1994
38*	June 13-15, 1969
37	May 2-5, 2000
37	July 24-26, 1999
36	August 23-25, 2003

*indicates three-game series against same opponent.

Allowed

45	August 14-16, 1996
39	August 5-7, 1995
38*	July 17-18, 2000
38*	August 4-6, 1995
38	May 4-7, 1991
38*	May 3-5, 1991
37	August 15-16, 1996
37	August 13-15, 1996
37*	August 20-22, 1984
37	July 1-3, 1983
37	May 7-9, 1982

*indicates three-game series against same opponent.

BIGGEST COMEBACKS AND BLOWN LEADS

BIGGEST COME-FROM-BEHIND VICTORIES IN OAKLAND HISTORY

Deficit	Score	Inn.	Opponent	Date	Final Score
8	0-8	B2	Kansas City	June 18, 1993	10-9
8	0-8	T3	at Toronto	August 21, 2006	12-10
7	1-8	T6	at Chicago	May 22, 1970	9-8
7	0-7	B5	Minnesota	Sept. 28, 1972	8-7
7	0-7	T3	at California	July 30, 1983 (1)	13-8
7	1-8	T6	at Chicago	May 21, 1993	12-11
7	0-7	B3	Boston	May 3, 1999	12-11 (10)
7	1-8	B3	Baltimore	June 19, 2000	13-12 (10)
7	0-7	B5	Detroit	Sept. 2, 2007	8-7 (10)
6*	0-6	B7	Baltimore	July 24, 1994	7-6

*eight times total; game listed is most recent

Notes: The all-time Athletics franchise record for biggest come-from-behind victory is also the Major League record, set by the Philadelphia A's on June 15, 1925 against Cleveland...the A's trailed by 12 runs in that game but scored 13 runs in the bottom of the eighth inning to win, 17-15...twice in Oakland history the A's have erased leads of eight or more runs, only to eventually lose the game...in the second game of a doubleheader at Toronto on Sept. 15, 1982, the A's trailed the Blue Jays 11-2 after six innings, but came back to tie the game at 11 before the Blue Jays scored one run in the bottom of the ninth for the 12-11 victory...on April 14, 2001, the A's trailed the Texas Rangers, 8-0 heading into the bottom of the fourth inning and tied the game at eight before the Rangers scored one in the top of the ninth for the 9-8 victory.

LARGEST LEADS SURRENDERED IN OAKLAND LOSSES

Lead	Score	Inn.	Opponent	Date	Final Score
8	15-7	B7	at Texas	May 5, 2000	16-17
7	7-0	T5	Kansas City	Sept. 6, 1978	8-11 (12)
7	7-0	B6	at Texas	May 25, 2006	7-8
6*	9-3	B5	at Seattle	Sept. 25, 2006	9-10 (10)

*11 times total; game listed is most recent

Notes: The A's blew an 11-0 lead to Kansas City on Sept. 4, 2002, but won the game 12-11 on a pinch hit, game-ending home run by Scott Hatteberg in the bottom of the ninth inning...the win gave the A's their American League-record 20th consecutive victory...three other times in Oakland history the A's have blown seven run leads only to win the game...the last time was on April 24, 1997 vs. Minnesota, when the A's led 8-1 after four innings and fell behind 11-8 before tying the game in the bottom of the ninth...the A's eventually won in 11 innings, 12-11.

OAKLAND A'S AT THE ALL-STAR BREAK

Year	Record	Pos.	GB/GA	Leader	Year	Record	Pos.	GB/GA	Leader
1968	39-43	6	-15.5	Detroit	1989	52-36	2	-1.5	California
1969	53-39	2	-4.0	Minnesota	1990	51-31	1	+1.0	Oakland
1970	47-40	3	-9.5	Minnesota	1991	44-38	5	-2.5	Texas
1971	56-31	1	+11.5	Oakland	1992	51-36	2	-2.0	Minnesota
1972	56-35	1	+6.5	Oakland	1993	38-46	6	-6.0	Chicago
1973	56-42	1	+2.5	Oakland	1994	39-48	2	-3.0	Texas
1974	55-41	1	+5.0	Oakland	1995	36-35	3	-4.0	California/Texas
1975	55-32	1	+8.5	Oakland	1996	43-45	t-3	-8.5	Texas
1976	44-41	3	-8.5	Kansas City	1997	37-52	4	-13.0	Seattle
1977	39-51	6	-15.0	Chicago	1998	41-45	3	-8.0	Anaheim
1978	43-44	4	-3.5	California	1999	43-44	2	-5.0	Texas
1979	25-69	7	-30.5	California	2000	48-38	3	-3.0	Seattle
1980	36-45	4	-11.5	Kansas City	2001	44-43	2	-19.0	Seattle
1981	37-23*	1	+1.5	Oakland	2002	50-38	3	-5.0	Seattle
1982	38-50	6	-12.0	California	2003	54-39	2	-4.0	Seattle
1983	37-43	5	-8.0	Texas	2004	47-39	2	-2.0	Texas
1984	43-45	4	-3.0	Chicago	2005	44-43	3	-7.5	Los Angeles
1985	46-41	2	-6.0	California	2006	45-43	t1	—	Oakland/Texas
1986	34-56	7	-15.5	California	2007	44-44	3	-9	Los Angeles
1987	46-41	t-2	-2.0	Minnesota	2008	51-44	2	-6	Los Angeles
1988	54-34	1	+5.5	Oakland					

* Strike Break

THE LAST TIME IT HAPPENED

OAKLAND PITCHING – TEAM

No-Hitter: at Toronto, June 29, 1990 (Stewart)
One-Hitter: vs. Boston, May 24, 2008 (Duchscherer, Street)
Two-Hitter: vs. Seattle, July 8, 2008 (Duchscherer)
Back-to-Back Complete Games: at Detroit, August 7 (Zito); at Chicago, August 8 (Mulder), 2003
Three Straight Complete Games: Sept. 8-10, 2000 (vs. Tampa Bay)
Four Straight Complete Games: April 24-28, 1982 (at California; at California; at Baltimore DH)
Back-to-Back Shutouts: at San Francisco, June 9 and 10, 2007 (6-0, 2-0)
Back-to-Back Complete Game Shutouts: vs. Tampa Bay, Sept. 9 (Hudson) and Sept. 10 (Zito), 2000

OAKLAND PITCHING – INDIVIDUAL

No-Hitter: Dave Stewart at Toronto, June 29, 1990
One-Hitter: Cory Lidle at Cleveland, Aug. 21, 2002
Two-Hitter: Justin Duchscherer vs. Seattle, July 8, 2008
10 or More Strikeouts: Rich Harden (11) vs. Philadelphia, June 26, 2008
12 or More Strikeouts: Dan Haren (12) at Texas, August 27, 2006
13 or More Strikeouts: Todd Stottlemyre (15) vs. Kansas City, June 16, 1995
Four Strikeouts in One Inning: Erik Hiljus at Texas, June 30, 2001
Complete Game, ML Debut: Mike Morgan vs. Baltimore, June 11, 1978
Complete Game Shutout, ML Debut: Mike Norris vs. Chicago, Apr. 10, 1975
Back-to-Back Complete Games: Mark Mulder at Kansas City, May 15; vs. Kansas City, May 21, 2004
Three Straight Complete Games: Mark Mulder vs. Minnesota, May 9; at Kansas City, May 15; vs. Kansas City, May 21, 2004
Back-to-Back Shutouts: Mark Mulder at Arizona, July 6, 2001; vs. Los Angeles, July 12, 2001
More Than 9 Innings Pitched: Todd Stottlemyre (10.0) vs. Kansas City, June 16, 1995
Position Player Pitched: Frank Menechino at Colorado, July 18, 2000
Home Run by Pitcher: John "Blue Moon" Odom, Sept. 4, 1972 vs. California (G1)

OAKLAND HITTING – TEAM

Three Straight Home Runs: vs. Texas, April 15, 2006 (Chavez, Thomas, Bradley)
Three Home Runs, Inning: at Arizona, June 17, 2008 (Crosby, Ellis, Davis)
Four Home Runs, Inning: vs. Chicago (B3), Apr. 27, 2002 (Hatteberg, Long, Pena, Menechino)
Five or More Home Runs, Game: 6, at Arizona, June 17, 2008 (Ellis 2, Chavez, Crosby, Davis, Suzuki)
Seven or More Home Runs, Game: 8 at California, June 27, 1996 (Berroa, Brosius 2, Giambi, Herrera, McGwire, Steinbach, Young)
Two Grand Slams, Game: at Seattle, September 10, 2007 (Suzuki and Johnson)
Home Runs by First Two Batters of Game: Terrence Long and Randy Velarde vs. Kansas City, May 16, 2000
10 or More Runs, Inning: at Kansas City, June 18, 2000 (10 in T3)
20 or More Hits, Game: at Los Angeles, May 1, 2008 (20)
Back-to-Back Games of 10 or More Runs: at Baltimore, August 28-29, 2005 (10-3; 10-5)
Three Straight Games of 10 or More Runs: at Baltimore, August 27-29, 2005 (12-3; 10-3; 10-5)
Four or More Stolen Bases, Game: at Los Angeles, August 27, 2008 (4)
Five or More Stolen Bases, Game: at Texas, May 11, 2008 (5)
No Strikeouts, Game: vs. Texas, May 30, 2007

OAKLAND HITTING – INDIVIDUAL

Lead-Off Home Run: Travis Buck at Seattle, September 28, 2008
Inside-the-Park Home Run: Nick Swisher at New York, June 11, 2006
(Note: Mark Kotsay had an ITPHR at Minnesota in Game 2 of the ALDS, October 4, 2006)
Pinch-Hit Home Run: Kurt Suzuki vs. Chicago, August 15, 2008
Pinch Hit Grand Slam: Erubiel Durazo at Cleveland, July 10, 2004
Pinch Hit Game Ending Home Run: Kurt Suzuki vs. Chicago, August 15, 2008
Walk Off Home Run: Kurt Suzuki vs. Chicago, August 15, 2008
Walk Off Grand Slam: Mark Ellis vs. Los Angeles, June 8, 2008
Inside-the-Park Grand Slam: Jim Essian vs. Toronto, June 10, 1979
Inside-the-Park Walk Off Home Run: Reggie Jackson vs. Boston, August 22, 1971
Two Home Runs, Game: Jack Cust at Baltimore, September 6, 2008
Three Home Runs, Game: Erubiel Durazo at Baltimore, August 18, 2004
Back-to-Back Multi-Homer Games: John Jaha at Detroit, June 19-20, 1999
Two Players, Multi-HR, Same Game: Jack Cust and Dan Johnson at Kansas City, May 10, 2007
Two Home Runs, Same Inning: Mark McGwire at Seattle (T5), Sept. 22, 1996

› THE LAST TIME IT HAPPENED continued

Hit First Major League At Bat: Carlos Gonzalez at Texas, May 30, 2008
Home Runs From Both Sides of the Plate: Nick Swisher at Texas, September 9, 2007
Home Run First Major League At Bat: Terry Steinbach at Cleveland, Sept. 12, 1986
Home Run, First Major League Hit: Tom Wilson vs. Chicago, May 19, 2001
Five Hits, Game: Eric Chavez at Atlanta, June 12, 2005
Two Hits, Same Inning: Ryan Sweeney vs. Texas, July 25, 2008
Three Steals, Game: Bobby Crosby at San Diego, June 27, 2006
Four Steals, Game: Rickey Henderson at Texas, Oct. 5, 1991
Five Steals, Game: Rickey Henderson vs. Seattle, July 29, 1989
Steal of Home: Carlos Gonzalez vs. Florida, June 22, 2008
Suicide Squeeze: Donnie Murphy vs. Texas, September 14, 2007
Hitting for the Cycle: Mark Ellis vs. Boston, June 4, 2007
Two Strikeouts, Inning: Kurt Suzuki at Detroit, August 10, 2007
Hitless Streak, 20 or more at bats: 20, Daric Barton, September 8-16, 2008
Hitless Streak, 21 or more at bats: 23, Frank Thomas, August 15-22, 2008
Hitless Streak, 24 or more at bats: 28, Jack Hannahan, August 2-10, 2008
Hitless Streak, 29 or more at bats: 29, Mark Kotsay, June 25 to July 3, 2006
Hitless Streak, 30 or more at bats: 30, Scott Brosius, August 26-September 19, 1995
Hitless Streak, 31 or more at bats: 32, Stan Javier, April 30-May 9, 1995

OAKLAND FIELDING

Four or More Errors, Game: 4, vs. Texas, May 2, 2008
Five or More Errors, Game: 5, vs. Seattle, July 6, 2007
Six or More Errors, Game: 7 vs. Cleveland, June 7, 1987
Three Errors by Team, Same Inning: at Baltimore, Sept. 3, 2003 (1st)
Triple Play: at New York, May 29, 2000 (Randy Velarde unassisted)
Turned Four or More DPs, Game: 4 vs. Minnesota, August 28, 2008
Turned Five or More DPs, Game: 5 vs. Boston, June 5, 2007

OAKLAND MISCELLANEOUS – TEAM

Four-Game Series, Sweep: at Baltimore, August 26-29, 2005
Four-Game Series, Sweep: at Toronto, August 4-7, 2008
Tie Game: vs. Detroit, May 24, 1968 (2-2)
Three Consecutive Extra Inning Games: vs. Chicago, June 1-2 (12; 10); vs. Toronto, June 3 (11), 2004
Rain Shortened Game: vs. Texas, May 4, 2005
Game Postponed: at Kansas City, September 3, 2008
Game Cancelled: at Baltimore, September 6, 2008
Played a Game Under 2:00: 1:49, July 8, 2008 vs. Seattle
Doubleheader: at Kansas City, September 4, 2008
Scheduled Doubleheader: at Minnesota, May 26, 2001
Day-Night Doubleheader: at Baltimore, Sept. 20, 2000
Doubleheader, Sweep: vs. Detroit, Aug. 22, 1998 (7-2, 7-1)
Doubleheader, Sweep: at Kansas City, September 4, 2008 (4-5, 10; 6-9)
Player Ejection: Frank Thomas at Seattle, August 21, 2008
Coach Ejection: Ty Van Burkleo vs. Philadelphia, June 24, 2008
Manager Ejection: Bob Geren vs. Florida, June 22, 2008