

FRONT OFFICE



Keith Lieppman (left) received the Sheldon "Chief" Bender Award from Minor League Baseball President Pat O'Connor in 2009.



TABLE OF CONTENTS

FRONT OFFICE

Table of Contents	2
Front Office Directory	4
Executive Profiles.....	7
Baseball Operations.....	9
Administration	16
Sports Medicine Staff.....	18
Clubhouse and Staff.....	20
Medical Consultants.....	21
Additional Clubhouse Staff.....	21

2010 ATHLETICS

Manager and Coaches.....	24
The Players	30
Non-Roster Players.....	160
Roster.....	202

REVIEW

Season in Review.....	206
Final Statistics	212
Fielding Statistics	213
Day-By-Day Results.....	214
Wild Card Day-By-Day	217
Club Statistics	218
Miscellaneous Stats	218
Highs and Lows.....	219
Designated Hitting Statistics.....	220
Pinch Hitting Statistics.....	221
Batting with RISP	221
Batting with the Bases Loaded.....	222
Starting Lineups	222
Batting and Pitching Breakdown	223
Player Transactions.....	223
Final Standings	226
AL Team Leaders	227
AL Batting Leaders.....	228
AL Pitching Leaders	229

RECORDS

Athletics Year-By-Year.....	232
Athletics vs. the American League	234
Athletics vs. the National League.....	236
Athletics in Divisional Play.....	236

Oakland A's Month-by-Month	237
Athletics Franchise Records.....	238
Oakland Athletics Records	243
Franchise Career Batting Leaders	250
Oakland Career Batting Leaders.....	251
Franchise Career Pitching Leaders.....	252
Oakland Career Pitching Leaders	253
Franchise Season Batting Leaders	254
Oakland Season Batting Leaders	255
Franchise Season Pitching Leaders.....	256
Oakland Season Pitching Leaders.....	257
Athletics Year-By-Year Batting	258
Athletics Year-By-Year Pitching	260
Athletics Year-By-Year Fielding	262
Athletics Year-By-Year Batting Leaders	264
Athletics Year-By-Year Pitching Leaders	270
Athletics Home Run History	275
Oakland Athletics Steals of Home	280
Athletics Low-Hit Games.....	281
Oakland Athletics Streaks	282
Career Games Played Leaders	283
High Scoring Games in Oakland History.....	284
Longest Games in Oakland History.....	284
Game Times.....	284
Homestands and Road Trips.....	285
Biggest Comebacks and Blown Leads.....	286
Oakland A's at the All-Star Break	286
The Last Time It Happened.....	287

HISTORY

Notable Performances & Award Winners.....	290
Athletics in the Hall of Fame.....	293
Athletics Retired Numbers.....	293
Special Recognition	295
Athletics All-Star Game Selections.....	296
Oakland Athletics in Season Openers.....	297
Oakland A's Opening Day Lineups.....	298
The Championship Years	300
All-Time Postseason Results	304
Most Recent Trades With Each Team.....	307
Athletics All-Time Roster	308
Oakland A's Coaches	315
Oakland A's & San Francisco Giants.....	316

CHERYL POLAKOWSKI (1962-2009)

For those of us within the “A’s Family,” we mourn the loss of a very special person. **Cheryl Polakowski**, who had served as an administrative assistant at the A’s Papago Park complex in Phoenix, Ariz. since 1995, passed away Sept. 19, 2009 after a six-month battle with pancreatic cancer. She served as more than an administrative assistant, however. Everyone, from players, coaches, trainers, equipment managers and club front office personnel, knew of and appreciated Cheryl’s work and warm demeanor. Born and raised in Wayne, Neb., she is survived by sons Matthew and Michael, daughter Krysta, stepdaughter Kimberly, and husband, Ted Polakowski, who continues to serve as director of minor league operations for the A’s. Ted, the family and the entire Oakland organization would like to thank the **Baseball Assistance Team (B.A.T.)** for their remarkable support during this very personal ordeal.



OPPONENTS

Baltimore Orioles.....	318
Boston Red Sox.....	319
Chicago White Sox.....	320
Cleveland Indians.....	321
Detroit Tigers.....	322
Kansas City Royals.....	323
Los Angeles Angels of Anaheim.....	324
Minnesota Twins.....	325
New York Yankees.....	326
Seattle Mariners.....	327
Tampa Bay Rays.....	328
Texas Rangers.....	329
Toronto Blue Jays.....	330
Chicago Cubs.....	331
Cincinnati Reds.....	331
Pittsburgh Pirates.....	332
St. Louis Cardinals.....	332
San Francisco Giants.....	333

PLAYER DEVELOPMENT

Athletics Minor League Directory.....	336
Oakland A's Scouting Assignments.....	337
Athletics Minor League Affiliates.....	338
Minor League Field Staff.....	339
Sacramento River Cats.....	340

Midland Rockhounds.....	344
Stockton Ports.....	347
Kane County Cougars.....	350
Vancouver Canadians.....	352
Arizona A's.....	354
Dominican Republic A's.....	357
Organizational Leaders.....	359
Organizational Standings.....	360
Draft Picks.....	361
Organizational Players.....	362

MISCELLANEOUS

Oakland-Alameda County Coliseum.....	398
Coliseum Attendance Records.....	400
Coliseum Rainouts & Shortened Games.....	402
Media Information and Policies.....	403
Athletics On The Air.....	405
A's Television and Radio.....	408
Athletics Broadcast History.....	408
Spring Training Information.....	410
Spring Training Schedule.....	410
Spring Training Statistics and Results.....	411
Past Spring Training Finishes.....	412
Oakland A's In The Community.....	413
A's Promotion and Events Schedule.....	416

INDEX TO SELECTED FILLERS

10-game winners, teams with two under 22.....	207	Jim "Catfish" Hunter Award.....	395
20-Game Winners, Oakland A's.....	316	Lasts by A's Pitchers.....	253
20-Game Winning Streak, Oakland A's.....	355	Mangers, Athletics.....	25
100-Win Seasons, Most by Franchise.....	276	Milestone Hits, Oakland A's.....	276
All-Star Break Rankings, A's Before and After.....	208	Milestone Home Runs, Athletics and Oakland.....	279
At a glance, A's 2009.....	225	Milestones Within Reach.....	182
Birthday Calendar, A's.....	193	Monthly Best, Athletics Franchise.....	237
Built, How the A's were.....	74	Ninth Inning Comebacks.....	280
Clinching Dates, Oakland A's.....	126	Non-Roster Invitees, Recent to play for Oakland.....	168
Coaching Assignments, Oakland A's Recent.....	26	Opening Day, Oakland A's Most Consecutive Starts..	297
Coliseum Firsts.....	400	Opening Day, Oakland A's Most Starts.....	299
Coliseum Quick Facts.....	398	Opening Day, Oakland A's Most Starts by Position....	297
Comeback, Athletics Biggest.....	402	Opening Day, Oakland A's Oldest Starters.....	299
Consecutive Games Played, Oakland A's.....	283	Opening Day, Oakland A's Youngest Starters.....	299
Contract Status, Oakland A's.....	48	Ownership, Athletics.....	7
Cycle, Athletics who have hit for the.....	244	Pitchers Career Hitting, Oakland A's.....	46
Designated Hitter Rule.....	252	Player and Pitcher of the Year, A's Organizational.....	342
Directory, MLB.....	333	Player of the Week, A's Recent.....	292
Disabled List, A's 2009.....	209	Players Who Have Pitched, Oakland A's.....	67
Doubleheaders, Oakland A's Day/Night.....	267	Postseason Bests.....	361
Doubleheaders, Oakland Athletics.....	285	Presidents, Oakland A's.....	8
Ejections, Oakland A's Recent.....	201	Radio Network, Oakland A's.....	407
Elephant, The A's.....	109	Relief Pitcher Effectiveness.....	173
First Inning, Biggest in Oakland History.....	95	Rookie Rule.....	118
First Round Draft Picks, A's.....	358	Runs, 10 or more in an inning.....	235
Five-hit games, Oakland A's.....	246	Runs, Oakland A's Three Consecutive Games.....	288
Franchise Facts.....	16	Save Rule.....	256
Game-ending wins, A's 2009.....	210	Scoreless Streaks, Longest by Oakland Pitchers.....	257
General Managers, Oakland A's.....	9	Series Won, Oakland A's Consecutive.....	137
Hits in a Game, Oakland A's 20 or More.....	313	Three Homer Games, Athletics.....	240
Hitting Streaks, Athletics and Oakland.....	274	Ticket Prices.....	399
Homerless Streaks, Longest by Oakland Pitchers.....	257	Triple Plays, Athletics.....	249
Interleague Won-Loss Percentage, MLB Bests.....	211	Winning Streaks, Longest by Oakland A's Pitchers....	191



OAKLAND ATHLETICS
 Oakland/Alameda County Coliseum
 7000 Coliseum Way
 Oakland, CA 94621
 510-638-4900
 oaklandathletics.com

OAKLAND ATHLETICS INVESTMENT GROUP

Managing Partner: Lewis Wolff
Venue Development: Keith Wolf

PRINCIPAL PARTNERS

Richard Ackerman	Sandy Dean	Bob Fisher	Steve Lieberman	Ross Walker
Dave Alden	Jason DiNapoli	John Fisher	Flip Maritz	Kari Wolff
Billy Beane	John DiNapoli	Katie Hall	Wayne Rogers	
Hugh Boss	Mark Dunn	David Horn	Guy Saperstein	
Michael Crowley	Bill Fisher	Ed Kashian	Jim Taylor	

FRONT OFFICE DIRECTORY

EXECUTIVES

Owner/Managing Partner Lewis Wolff
 President Michael Crowley
 Executive Assistant Carolyn Jones

Legal

General Counsel Steve Johnston
 Assistant General Counsel Neil Kraetsch

BASEBALL OPERATIONS

Vice President & General Manager Billy Beane
 Field Manager Bob Geren
 Assistant General Manager David Forst
 Director of Player Personnel Billy Owens
 Director of Baseball Operations Farhan Zaidi
 Director of Player Development Keith Lieppman
 Director of Scouting Eric Kubota
 Director of Minor League Operations Ted Polakowski
 Director of Professional Scouting Chris Pittaro
 Director of Baseball Administration Pam Pitts
 Major League Advance Scout Joe Sparks
 Special Assistant to the General Manager Randy Johnson
 Director of Team Travel Mickey Morabito
 Coordinator of International Operations/Baseball Operations Analyst Dan Kantrovitz
 Coordinator of Scouting Sam Geaney
 Video Coordinator Adam Rhoden
 Minor League Video Coordinator Mark Smith
 Executive Assistant Betty Shinoda
 Administrative Assistant, Player Development Valerie Vander Heyden

Clubhouse

Equipment Manager Steve Vucinich
 Visiting Clubhouse Manager Mike Thalblum

Assistant Equipment Manager	Brian Davis
Clubhouse Assistant	Cliffy Clavin
Arizona Clubhouse Supervisor	Jesse Sotomayor
Arizona Clubhouse Manager	James Gibson
Arizona Assistant Clubhouse Manager	Chad Yaconetti

Medical Staff

Head Trainer	Steve Sayles
Assistant Trainer	Walt Horn
Director of Strength & Conditioning	Bob Alejo
Major League Massage Therapist	Ozzie Lyles
Coordinator of Medical Services	Larry Davis
Team Physician	Dr. Allan Pont
Team Orthopedist	Dr. John Frazier
Consulting Orthopedist	Dr. Lewis Yocum, Dr. Thomas Peatman
Arizona Team Physician	Dr. Fred Dicke
Internal Medicine Consultant	Elliott Schwartz, M.D.

SALES AND MARKETING

Vice President, Sales & Marketing	Jim Leahey
Sales & Marketing Assistant	Breanne Pund

Marketing & Advertising

Marketing & Advertising Manager	Zachary Glare
Creative Services Manager	Mike Ono
Advertising Coordinator	Amy MacEwen

Corporate Sales

Director of Corporate Sales	Franklin Lowe
Corporate Account Managers	Matthew Gallagher, Jill Golden, Meredith Hartery

Special Events

Special Events & Promotions Manager	Heather Rajeski
Special Events Assistants	Katie Fagundes, Caroline Griggs
Mascot	Stomper

Ticket Sales

Executive Director of Ticket Sales and Operations	Steve Fanelli
Director of Ticket Sales	Brian DiTucci
Premium Seat Sales Manager	Chris Van Dyne
Group Sales Manager	Kati Ayres
Luxury Suite Sales Manager	Parker Newton
Inside Sales & CRM Manager	Aaron Dragomir
Senior Account Manager, Season Ticket Sales	Phil Chapman
Account Managers, Season Ticket Sales	Victoria Dominguez, Elizabeth Dyson, Bill Phillips, Dan Stein
Account Managers, Group Sales	Adam Clar, Judy Del Rosario, Jessica Scott
Inside Sales Representatives	Tony De Vito, David King, Sean McDonald

Ticket Operations and Spring Training

Director of Ticket Operations	Josh Ziegenbusch
Box Office Manager	Anthony Silva
Ticket Operations Manager	David Adame
Ticket Operations Coordinator	Anthony Blue
Digital Ticketing Operations Manager	Travis LoDolce
Database Coordinator	Faizan Subhani
Ticket Services Supervisor	Catherine Glazier
Ticket Services Representatives	John Austin, Anuj Patel, Matt Weiss

Premium Seating Services

Director of Premium Seating Services	Susie Weiss
Premium Seating Services Manager	Moti Bycel
Premium Seating Services Assistant	Jason Hicks

Front Office Directory, continued

STADIUM OPERATIONS

Vice President, Stadium Operations	David Rinetti
Senior Manager of Stadium Operations	Paul La Veau
Stadium Services Manager	Randy Duran
Stadium Operations Events Manager	Kristy Ledbetter
Guest Services Coordinator	Whitney Tool
Stadium Operations Coordinator	Meghan Mahrholz
Stadium Operations Scheduler	Gabrielle Weems
Stadium Operations Assistant	Adam Clark
Head Groundskeeper	Clay Wood
Arizona Groundskeeper	Chad Huss

COMMUNICATIONS AND BROADCASTING

Vice President, Communications and Broadcasting	Ken Pries
---	-----------

Public Relations

Director of Public Relations	Bob Rose
Baseball Information Manager	Mike Selleck
Player and Media Relations Manager	Kristy Fick
Media Services Manager	Debbie Gallas
Team Photographer	Michael Zagaris

Community Relations

Director of Community Relations	Detra Paige
Community Relations Coordinator	Erik Farrell

Stadium Entertainment

Senior Director of In-Stadium Entertainment	Troy Smith
Senior Director of Multimedia Services	David Don
In-Stadium Entertainment Manager	Jeff Gass
Multimedia Services Manager	Jon Martin
Public Address Announcer	Roy Steele, Dick Callahan

Broadcasting

Team Announcers	Ray Fosse, Ken Korach, Glen Kuiper, Vince Cotroneo
Broadcasting Manager	Robert Buan
Broadcasting Services Manager	Warren Chu

FINANCE AND ADMINISTRATION

Vice President, Finance	Paul Wong
-------------------------	-----------

Finance and Accounting

Director of Finance	Kasey Jarcik
Payroll Manager	Kathy Leveige
Senior Accountant, Accounts Payable	Isabelle Mahaffey
Accounting Analyst	Ling Ding
Accounts Receivable Specialist	John Anki
Ticket Office Accountant	Scott Zumsteg
Staff Accountant	Lance Louie

Human Resources

Human Resources Manager	Kim Kubo
Human Resources Assistant	Micheale Smith

Information Systems

Information Technology Manager	Nathan Hayes
Information Technology Coordinator	David Frieberg

Office Services

Office Services Coordinator	Julie Vasconcellos
Executive Offices Receptionist	Maggie Baptist
Travel Specialist	Colleen Osterberg

EXECUTIVE PROFILES

LEWIS WOLFF

Owner and Managing Partner

Heading a limited partnership group that purchased the Oakland A's on April 1, 2005, Lew Wolff wasted little time in emblazoning his stamp on one of baseball's most successful and storied franchises.

The very next season, the A's made their fifth postseason appearance in seven years in 2006, advancing to the American League Championship Series for the first time since 1992. Since then, Wolff has worked tirelessly in exploring possible locations to build a much-needed new ballpark venue, as well as supporting GM Billy Beane's efforts in building a strong foundation for future championship teams through player development and acquisitions. According to many baseball experts, the young and talented A's are now on the threshold of another winning era in Oakland.

Wolff's impact on the Bay Area sports landscape is not limited to baseball. In May of 2006, he reached an agreement with Major League Soccer in an attempt to bring professional soccer back to the Bay Area. The expansion San Jose Earthquakes returned to action in 2008, playing their home games at Santa Clara University's Buck Shaw Stadium and the Oakland-Alameda County Coliseum. Wolff and the Earthquakes ownership group continue to work on securing a soccer-only facility for the team in the South Bay.

Under Wolff's ownership, the A's continue to be one of the most community-minded organizations in all of sports. Last year alone, the A's Community Fund donated approximately \$650,000 to various community programs. In 2006, the Wolff family implemented "Dinner on the Diamond," which has raised \$362,000 for the A's Community Fund. Lew is also an active participant in the A's Home Run Readers program.

The *San Jose Mercury-News* ranked Wolff first in its annual listing of the Bay Area's 25 Most Powerful Sports Figures in both 2006 and 2007.

In September 2008, the Silicon Valley Leadership Group presented Wolff with its prestigious "Community Cornerstone Award." The award is given to "a Silicon Valley leader who has displayed a lifetime of impeccable ethics, business achievement and community engagement."


Along the way, the personable Wolff has made a favorable impression among those who follow the team on a regular basis with his easy-going, straight-forward manner and quick-witted humor.

Wolff is the founder of Wolff Urban Development and co-founder of Maritz-Wolff, entities that are involved in the development, acquisition and management of a wide range of commercial, office, parking and hotel properties in a number of California cities including San Jose, Los Angeles, Pasadena and Burbank to name a few.

Wolff's ownership interests in representative hotels and resorts include properties such as The Carlyle in New York City; Four Season Hotels in Houston and Carlsbad; The Ritz-Carlton in St. Louis; Fairmont Hotels in San Jose and San Francisco; Rosewood managed hotels including The Mansion in Dallas, Little Dix Bay, Virgin Gorda, Inn of the Anasazi, Sante Fe plus other brands such as Marriott. In addition, Maritz Wolff has a 50 percent interest in the Dallas-based Rosewood Management Company, which owns and operates luxury hotels and resorts throughout the world.

Wolff began his career in real estate economics and appraisal in his hometown of St. Louis, Mo. before relocating to Los Angeles. In addition to his real estate analysis work, he also served as the president of the 20th Century Fox Realty & Development Company where he managed Fox's worldwide real estate activities.

Wolff is a former minority owner of the St. Louis Blues, the Golden State Warriors and the San Jose Missions, a now-defunct minor league baseball team. He holds a bachelor's degree in business administration from the University of Wisconsin in Madison, a



ATHLETICS OWNERSHIP

Ownership	Years
Benjamin F. Shibe	1901-1912
Benjamin F. Shibe, Connie Mack	1913-21
Connie Mack	1921-54
Arnold M. Johnson	1954-60
Charles O. Finley	1961-80
Walter A. Haas, Jr.	1980-95
Steve Schott, Ken Hofmann	1995-2005
Lewis Wolff	2005-Present

Executive Profiles, continued

master's degree in business administration from Washington University in St. Louis and is also a member of the American Institute of Real Estate Appraisers (MAI).

Last year, he was appointed to the Board of Directors of the new MLB Television Network, which launched in January 2009 with an unprecedented 50 million subscribers, and he continues to serve on the board of Major League Baseball's Enterprises, which oversees national television and radio contract negotiations, national sponsorship and licensing programs as well as the overall marketing of the industry.

Lew resides in the Westwood section of Los Angeles with his wife, Jean. The Wolffs have three children and three grandchildren.

MICHAEL CROWLEY

President

Michael Crowley, one of the rising executives in professional sports today, enters his 13th year with the Athletics' organization and his 12th as team president. He was named to his current position Sept. 28, 1998 and his tenure as president ranks second longest in Oakland history (since 1968).

A limited partner in the Athletics ownership group, Crowley is responsible for the overall day-to-day functioning of the Athletics' organization both on the business and baseball sides of the operation, working directly with owner and managing partner Lew Wolff.

In a dual role, Crowley also serves as president of the Major League Soccer's San Jose Earthquakes. He oversaw the Earthquakes' first-year launch in 2008, and he continues to spearhead the team's efforts to build a new state-of-the-art, soccer-only stadium in San Jose.

After spending three years in the San Jose office of Price Waterhouse and nine years with I.C.I./Fuller O'Brien Paints, Crowley joined the Athletics organization in July 1997 as vice president and chief financial officer. Considered a key figure in the A's resurgence as one of baseball's elite franchises, Crowley has been committed to fielding a championship caliber team with homegrown talent. He works closely with General Manager Billy Beane on key player decisions and issues relating to the baseball operations' overall objectives and philosophies.

Crowley developed a business model with goals and objectives designed to provide an affordable entertainment product on the field, as well as delivering the absolute highest levels of customer service to fans attending games at the Oakland-Alameda County Coliseum. While Crowley stays involved with all aspects of the organization's business affairs, including finance, sales, marketing, public relations and community affairs, he has been at the forefront of building an outstanding team that continues to deliver premium value.

Last year, Crowley was also appointed to Major League Baseball's International Committee.

Crowley's leadership skills and business acumen have also served the A's well in their ongoing efforts to build a new ballpark in the near future.

The A's president also perpetuates the Athletics' tradition of commitment to the greater community. Under his leadership, the A's organization continues to be active in the Oakland community and surrounding areas. The Oakland A's Community Fund supports charitable organizations in their efforts to improve educational programs, aid the underprivileged, assist in crime prevention, service children, seniors and those who work to improve the quality of life throughout the Bay Area.

In 1999, Crowley and his wife, Kathy, played a key role in implementing Breast Cancer Awareness Day, which has raised over \$1 million for the American Cancer Society over the last 10 years. Crowley

currently serves on the Bay Area's Board of Trustees of KIPP schools, which aims to create a respected, influential and nationwide family of schools that are successful in helping educationally underserved students develop the knowledge, skills and character to succeed in college and the competitive world beyond. He also served on the board of top business executives and community leaders which attempted to land the 2012 Summer Olympic Games in the Bay Area.



PRESIDENTS OF THE OAKLAND A'S

President	Years
Charles O. Finley.....	1968-80
Roy Eisenhardt.....	1981-86
Walter J. Haas.....	1990-92
Sandy Alderson.....	1993-95; 1997-98
Steve Schott.....	1996
Michael Crowley.....	1998-Present

A native Californian, the 46-year old Crowley graduated from the University of Notre Dame in 1985 with a degree in business administration with an emphasis in accounting. He earned his MBA from Duke's Fuqua School of Business in 1992. In November of 2002, Crowley was named one of *Street & Smith's Sports Business Journal's* "40 Under 40", honoring the nation's top sport executives under the age of 40.

Michael resides in Cupertino, Calif. with his wife, Kathy, and their three children.

BASEBALL OPERATIONS

BILLY BEANE

Vice President, General Manager



Considered one of the most progressive and talented baseball executives in the game today, Billy Beane has molded the Athletics into a perennial postseason contender since assuming the general manager's duties shortly following the 1997 season.

Under Beane's watch, the A's have compiled a 1051-891 (.541) record over the last 12 seasons, which is the fourth-best record in the American League and sixth best in all of baseball during that time frame; won four American League West titles (2000; 2002-03; 2006) and secured one AL Wild Card spot (2001). Over the last 10 seasons dating back to the 2000 campaign, the A's have compiled an 890-728 (.550) record, which is also fourth-best record in the AL. His teams have posted 90 or more wins in six of the last 10 years. The A's five postseason appearances since the 2000 season are tied for the sixth most among all Major League teams, trailing only New York-AL (9), St. Louis (7), Boston (6), Los Angeles-AL (6) and Atlanta (6).

In addition, Oakland A's players have garnered numerous individual accolades during his tenure as general manager. Jason Giambi and Miguel Tejada earned American League Most Valuable Player awards in 2000 and 2002, respectively. Barry Zito was named the American League's Cy Young Award winner in 2002 while Bobby Crosby (2004), Huston Street (2005) and Andrew Bailey (2009) have all won AL Rookie of the Year honors.

Beane continually remolds a team that has posted one of the majors' best records over the last past decade, as third baseman Eric Chavez is the only holdover from the 2000 club that captured the American League West Division title. Over the years, his ability to land players such as Kevin Appier, Johnny Damon, Mark Ellis, Cory Lidle, Jermaine Dye, David Justice, Billy Koch, Justin Duchscherer, Keith Foulke, Ted Lilly, Ray Durham, Jose Guillen, Mark Kotsay, Octavio Dotel, Jason Kendall, Dan Haren and Jay Payton has proved instrumental in keying several playoff runs.

During the past two years, Beane's priority was re-stocking the A's minor league system with elite prospects, which will enable the team to sustain winning teams well into the next decade. Remarkably, Beane and Assistant GM David Forst have acquired 22 highly coveted young players by trading essentially eight Major League players (Nick Swisher, Rich Harden, Joe Blanton, Chad Gaudin, Matt Holliday, Orlando Cabrera, Haren and Kotsay) since the end of the 2007 season.

Under Beane, the A's have adopted an organizational philosophy that stresses plate discipline and pitchers who command the strike zone. Young players on the lowest-level minor league teams receive the same doctrine on developing a solid understanding of the strike zone and control pitching as do the players in the majors.

GENERAL MANAGERS OF THE OAKLAND A'S

President	Years
Charles O. Finley.....	1968-79
Billy Martin.....	1980-82
Walt Jocketty, Dick Wienek.....	1983
Sandy Alderson.....	1983-97
Billy Beane.....	1997-Present

Some of the names listed may have held other titles than general manager.

Beane's executive talents and the organization's baseball philosophy were the subject of Michael Lewis' best-selling book *"Moneyball: The Art of Winning an Unfair Game,"* which opened the eyes of many of the top sports executives and business CEOs in the nation. As a result, Beane remains in great demand on the national speaking circuit, where he regularly addresses top companies on his management approach of identifying and using undervalued assets to create and sustain a competitive edge. He also sits on the board of directors of several companies, including Bell-Easton Sports, ProTrade and NetSuite, Inc.

Baseball Operations, continued

Beane was named *The Sporting News*' Executive of the Year in 1999 and earned Major League Baseball's Executive of the Year honors by *Baseball America* magazine following the 2002 season. In November of 2001, Beane was named one of *Street & Smith's Sport Business Journal's* "40 Under 40" list, honoring the nation's top 40 sports executives under the age of 40. In 2004, he was rated 16th on *Street & Smith's Sports Business Journal's* list of Baseball's Heavy Hitters.

Further demonstrating his eclectic tastes and unique interests, Beane was invited to speak at Rupert Murdoch's News Corp. management retreat in Pebble Beach, Calif. in 2006, an event that focused on issues such as volunteerism, technology and politics, and featured leaders and luminaries from around the world. Among the VIP who attended were British Prime Minister Tony Blair, Israeli Vice Premier Shimon Peres, former President Bill Clinton, former Vice President Al Gore, former House Speaker Newt Gingrich, former Harvard President Lawrence Summer and U2 lead singer Bono.

In 2008, Beane also collaborated with Gingrich and Sen. John Kerry in co-authoring an article in the *New York Times* offering possible remedies for the U.S. health care crisis.

Beane joined the A's front office staff in 1990 as the club's major league advance scout. In 1993, former A's President and General Manager Sandy Alderson promoted him to the assistant general manager's position when Walt Jocketty left the organization to accept the assistant general manager's job in Colorado. Alderson handed over his general manager's duties to Beane on October 17, 1997.

A first round draft pick (23rd overall) of the New York Mets in the 1980 June Free Agent Draft, Beane played six major league seasons as an infielder, outfielder and catcher for the Mets, Minnesota Twins, Detroit Tigers and Oakland A's. His final season in uniform was 1989 when he was a utility player on the A's World Championship team. Beane retired as an active player in the spring of 1990.

A native of San Diego, Calif., Beane attended Mt. Carmel High School and UC San Diego, where he studied economics. Billy and his wife, Tara, reside in Danville, Calif. with their twins, Brayden and Tinsley. His daughter, Casey, attends Kenyon (Ohio) College.

TRADES MADE BY BILLY BEANE

1997	
Nov. 7	Acquired P Kenny Rogers and cash considerations from New York-AL in exchange for a player to be named later (IF Scott Brosius on November 18).
Nov. 26	Acquired P Doug Bochtler and IF Jorge Velandia from San Diego in exchange for P Don Wengert and minor league IF David Newhan.
Dec. 4	Received cash considerations from the Yakult Swallows in exchange for P Mark Acre.
Dec. 8	Acquired P Mike Fetters from Cleveland in exchange for P Steve Karsay.
Dec. 19	Acquired IF Kurt Abbott from Florida in exchange for P Eric Ludwick.
1998	
March 17	Traded OF Ernie Young to Kansas City in exchange for cash considerations.
March 25	Traded P Doug Bochtler to Detroit for cash considerations.
April 8	Acquired C Mike Macfarlane and cash considerations from Kansas City in exchange for OF Shane Mack and a player to be named later (minor league P Greg Hansell on May 8).
June 9	Acquired a player to be named later (minor league P Ara Petrosian) from Colorado in exchange for IF Kurt Abbott.
June 23	Acquired IF Bip Roberts from Detroit in exchange for a player to be named later (minor leaguer IF Jason Wood on July 18).
July 12	Acquired P Tim Worrell from Cleveland in exchange for minor league IF Adam Robinson.
July 31	Acquired IF Ed Sprague from Toronto in exchange for minor league P Scott Rivette.
August 10	Traded P Mike Fetters to Anaheim for cash considerations.
1999	
March 30	Acquired a player to be named later (minor league P Scott Chiasson on June 10) from Kansas City in exchange for P Jay Witasick.
July 23	Acquired minor league OF Terrence Long and minor league P Leonar Vasquez from New York-NL in exchange for P Kenny Rogers.
July 29	Acquired P Omar Olivares and IF Randy Velarde from Anaheim in exchange for minor league OF Jeff DaVanon, minor league OF Nathan Haynes and minor league P Elvin Nina.
July 31	Acquired P Kevin Appier from Kansas City in exchange for P Brad Rigby, minor league P Blake Stein and minor league P Jeff D'Amico.
July 31	Acquired P Jason Isringhausen and P Greg McMichael from New York-NL in exchange for P Billy Taylor.
August 17	Acquired OF Rich Becker from Milwaukee in exchange for minor league P Carl Dale.
Dec. 13	Acquired P Justin Miller from Colorado in exchange for P Jimmy Haynes. (Trade was part of a four-tam deal in which Colorado traded Haynes, C Henry Blanco and P Jamey Wright to Milwaukee; Milwaukee then traded IF Jeff Cirillo, P Scott Karl and cash considerations to Colorado; Colorado traded IF Vinny Castilla to Tampa Bay; Tampa Bay traded P Rolando Arrojo and IF Aaron Ledesma to Colorado).

2000

February 18	Acquired OF Jeremy Giambi from Kansas City in exchange for P Brett Laxton.
March 30	Acquired C Sal Fasano from Kansas City for cash considerations.
May 11	Traded P Ron Mahay to Florida for cash considerations.
July 28	Acquired P Jim Mecir and P Todd Beltz from Tampa Bay in exchange for minor league P Jesus Colome and cash considerations.
July 31	Acquired IF Mario Valdez from Minnesota in exchange for minor league C Danny Ardoin.
Nov. 17	Acquired minor league P Ryan Cullen and minor league P Aaron Harang from Texas in exchange for IF Randy Velarde.
Nov. 20	Acquired P Eric Ireland from Chicago-NL in exchange for OF Matt Stairs.
Dec. 7	Acquired P Chad Bradford from Chicago-AL in exchange for minor league C Miguel Olivo.

2001

Jan. 8	Acquired P Roberto Hernandez and P Cory Lidle from Tampa Bay in exchange for OF Ben Grieve and cash considerations; traded P Roberto Hernandez, C A.J. Hinch, minor league IF Angel Berroa and cash considerations to Kansas City for OF Johnny Damon, minor league IF Mark Ellis and cash considerations.
March 28	Traded P Omar Olivares to Pittsburgh for cash considerations.
March 28	Acquired IF Eric Hinske from Chicago-NL in exchange for minor league IF Miguel Cairo; as part of the deal, the A's also refused the return of Rule 5 Draft selection P Scott Chiasson.
May 22	Traded C Sal Fasano to Kansas City for cash considerations.
June 19	Acquired OF Rob Ryan from Arizona in exchange for minor league OF Ryan Christenson.
July 3	Acquired OF Ron Gant from the Colorado Rockies in exchange for minor league OF Robin Jennings.
July 25	Acquired OF Jermaine Dye from Kansas City in a three-team trade in which Colorado sent infielder Neifi Perez to Kansas City and Oakland sent minor league OF Mario Encarnacion, minor league IF Jose Ortiz and minor league P Todd Beltz to Colorado.
Sept. 4	Acquired P Mike Fyhrie from Chicago-NL in exchange for minor league OF Mike Wenner.
Nov. 2	Acquired minor league IF Adam Morrissey from Chicago-NL in exchange for IF Mark Bellhorn.
Dec. 7	Acquired P Billy Koch from Toronto in exchange for IF Eric Hinske and P Justin Miller.
Dec. 14	Acquired OF David Justice and cash considerations from New York-NL in exchange for P Mark Guthrie and P Tyler Yates.

2002

Jan. 2	Acquired minor league C Mike Kremblas from Toronto in exchange for C Tom Wilson.
Jan. 14	Acquired IF Carlos Pena and P Mike Venafro from Texas in exchange for P Mario Ramos, IF Jason Hart, OF Ryan Ludwick and minor league C Gerald Laird.
March 18	Traded P Luis Vizcaino to Texas for P Justin Duchscherer.
May 22	Acquired OF John Mabry from Philadelphia in exchange for OF Jeremy Giambi.

July 5	Acquired P Ted Lilly, minor league OF John-Ford Griffin and minor league P Jason Arnold from the New York Yankees as part of a three-team, seven player trade in which the A's sent IF Carlos Pena, P Franklin German and a player to be named later (P Jeremy Bonderman on Aug. 22) to Detroit for P Jeff Weaver and cash considerations. The A's then sent Weaver to New York to complete the deal.
July 25	Acquired Ray Durham from Chicago-AL in exchange for minor league P Jon Adkins.
July 30	Acquired P Ricardo Rincon from Cleveland in exchange for minor league IF Marshall McDougall.
Nov. 13	Acquired P Roy Smith from Cleveland for cash considerations.
Nov. 16	Traded P Cory Lidle to Toronto for minor leaguers IF Mike Rouse and P Chris Mowday.
Dec. 3	Acquired P Keith Foulke, C Mark Johnson and minor league P Joe Valentine in exchange for P Billy Koch and two minor league players to be named later (P Neal Cotts and OF Daylan Holt on December 16).
Dec. 15	Acquired IF Erubiel Durazo from Arizona in a four-team trade in which the A's sent a minor league player to be named later (P Jason Arnold on December 16) to Toronto; Toronto then sent IF Felipe Lopez to Cincinnati; Cincinnati then sent P Elmer Dessens to Arizona.
Dec. 16	Acquired P Buddy Hernandez from San Diego in exchange for IF Jose Flores.

2003

Jan. 2	Acquired P Jeremy Fikac from San Diego in exchange for a player to be named later or cash considerations.
July 30	Acquired OF Jose Guillen from Cincinnati for minor league pitchers Aaron Harang, Joe Valentine and Jeff Bruksch
Nov. 18	Acquired OF Bobby Kielty from Toronto along with a player to be named later or cash for P Ted Lilly
Nov. 26	Acquired OF Mark Kotsay from San Diego for C Ramon Hernandez and OF Terrence Long
Dec. 15	Acquired P Frank Brooks from the New York Mets for a player to be named later
Dec. 15	Acquired C Michael Barrett from Montreal for a player to be named later (Dionnar Martinez).
Dec. 16	Acquired a player to be named later from the Chicago Cubs for C Michael Barrett
Dec. 16	Acquired P Mark Redman from Florida for P Mike Neu and a player to be named later (minor league P Bill Murphy on December 23)
Dec. 18	Acquired P Chris Hammond and cash from the New York Yankees for P Eduardo Sierra and minor league IF J.T. Stotts
Dec. 21	Acquired C Damian Miller and cash from the Chicago Cubs for a player to be named later (Chris Mowday)

2004

March 29	Acquired a player to be named later from the Los Angeles Dodgers for OF Jason Grabowski.
April 17	Acquired Kirk Saarloos from the Houston Astros in exchange for P Chad Harville.
May 12	Acquired a player to be named later from the Toronto Blue Jays for IF Frank Menecchino.
June 24	Acquired P Octavio Dotel with cash from the Kansas City Royals in exchange for minor leaguers P Mike Wood and IF Mark Teahan.
Nov. 27	Acquired Jason Kendall from the Pittsburgh Pirates in exchange for P Mark Redman and P Arthur Rhodes.

Baseball Operations, continued

- Dec. 15 Acquired IF Keith Ginter from the Milwaukee Brewers in exchange for minor league P Justin Lehr and OF Nelson Cruz.
- Dec. 16 Acquired P Juan Cruz, P Dan Meyer and OF Charles Thomas from the Atlanta Braves in exchange for P Tim Hudson.
- Dec. 18 Acquired P Kiko Calero, P Danny Haren and minor league C Daric Barton from the St. Louis Cardinals in exchange for P Mark Mulder.

2005

- July 13 Acquired OF Jay Payton and cash considerations from the Boston Red Sox for P Chad Bradford; acquired P Joe Kennedy and P Jay Witasick from the Colorado Rockies for OF Eric Byrnes, minor league IF Omar Quintanilla and cash considerations.
- Dec. 5 Acquired P Chad Gaudin from the Toronto Blue Jays for a player to be named later (Dustin Majeewski).
- Dec. 13 Acquired OF Milton Bradley and IF Antonio Perez from the Los Angeles Dodgers in exchange for minor league OF Andre Ethier.

2006

- March 26 Acquired P Brad Halsey from Arizona in exchange for P Juan Cruz.
- March 31 Acquired P Juan Dominguez from Texas in a three-team trade in which the A's sent IF Freddie Bynum to Chicago (NL) and P John Rheinecker to Texas. The Cubs also sent John Koronka to Texas.
- Nov. 28 Acquired IF Donnie Murphy from the Kansas City Royals in exchange for cash considerations.
- Dec. 7 Acquired OF Ryan Golecki from Tampa Bay in exchange for cash considerations.

2007

- Jan. 23 Acquired P David Shafer from the Cincinnati Reds for a player to be named later (Julio Manon) in exchange for a P Kirk Saarloos and a player to be named later (Dan Denham).
- April 27 Acquired OF Chris Denorfia from the Cincinnati Reds for two players to be named later (Marcus McBeth and Ben Jukich) and cash considerations.
- April 29 Acquired OF Ryan Langerhans from the Atlanta Braves for a player to be named later.
- May 2 Acquired OF Chris Snelling from Washington in exchange for OF Ryan Langerhans.
- June 9 Traded C Adam Melhuse to the Texas Rangers in exchange for cash considerations.
- June 29 Acquired P Andrew Brown from San Diego in exchange for OF Milton Bradley and cash considerations.
- July 16 Acquired C Rob Bowen and P Jerry Blevins from Chicago (NL) in exchange for C Jason Kendall and cash considerations.
- Nov. 18 Acquired P Kristian Bell and P Graham Godfrey from Toronto in exchange for IF Marco Scutaro.
- Dec. 14 Acquired P Brett Anderson, P Dana Eveland, P Greg Smith, IF Chris Carter, OF Aaron Cunningham, OF Carlos Gonzalez from the Arizona Diamondbacks in exchange for P Dan Haren and P Connor Robertson.

2008

- Jan. 3 Acquired P Gio Gonzalez, P Fautino De Los Santos and OF Ryan Sweeney from the Chicago White Sox in exchange for OF Nick Swisher.

- Jan. 14 Acquired P Joey Devine and P Jamie Richmond from the Atlanta Braves in exchange for OF Mark Kotsay and cash considerations.
- June 5 Acquired cash considerations from the Toronto Blue Jays in exchange for IF Kevin Melillo
- July 8 Acquired P Sean Gallagher, C Josh Donaldson, IF Eric Patterson and OF Matt Murton from the Chicago Cubs in exchange for P Rich Harden and P Chad Gaudin
- July 17 Acquired P Josh Outman, IF Adrian Cardenas and OF Matt Spencer from the Philadelphia Phillies in exchange for P Joe Blanton
- Nov. 12 Acquired OF Matt Holliday from the Colorado Rockies for P Greg Smith, P Huston Street and OF Carlos Gonzalez

2009

- Feb. 2 Acquired RHP Michael Wuerzt from the Chicago Cubs for OF Richie Robnett and IF Justin Sellers
- Feb. 4 Acquired OF Corey Wimbberly from the Colorado Rockies for OF Matt Murton
- July 5 Acquired OF Scott Hairston from the San Diego Padres for P Sean Gallagher, P Craig Italiano and P Ryan Webb
- July 11 Acquired P Justin Souza from the Seattle Mariners for IF Jack Hannahan
- July 24 Acquired P Clayton Mortensen, IF Brett Wallace and OF Shane Peterson from the St. Louis Cardinals for OF Matt Holliday
- July 31 Acquired IF Tyler Ladendorf from the Minnesota Twins for IF Orlando Cabrera
- Dec. 3 Acquired IF Jake Fox, IF Aaron Miles and cash from the Chicago Cubs for P Jeff Gray, P Ronny Morla and OF Matt Spencer

2010

- Jan. 16 Acquired IF Kevin Kouzmanoff and minor league IF Eric Sogard from the San Diego Padres for OF Scott Hairston and OF Aaron Cunningham
- Feb. 1 Acquired IF Adam Rosales and OF Willy Taveras from the Cincinnati Reds for IF Aaron Miles and a PTBNL
- Feb. 6 Traded P Dana Eveland to the Toronto Blue Jays for a PTBNL or cash considerations

A'S AMONG THE BEST UNDER BEANE'S WATCH

MAJOR LEAGUE'S BEST RECORDS SINCE 1998

Club	Wins	Losses	Pct.
New York (AL)	1177	763	.607
Boston	1106	837	.569
Atlanta	1101	841	.567
St. Louis	1071	871	.551
Los Angeles (AL)	1055	889	.543
Oakland	1051	891	.541

DAVID FORST

Assistant General Manager

David Forst begins his 11th season with the Athletics and his seventh as assistant general manager. He was appointed to his current position in February of 2004 after serving as an assistant to the general manager and coordinator of professional scouting. His primary duties include assisting Billy Beane in all player acquisitions, contract negotiations and player evaluations.

The 33-year old Forst graduated Cum Laude from Harvard University in 1998 with a bachelor of arts degree in sociology. He played baseball for the Crimson for four seasons and earned third team All-America honors as a senior in 1998. He also played for the Springfield (Ill.) Capitals of the Frontier League in 1998 and 1999.

A native of Encino, Calif., Forst resides in Berkeley, Calif. with his wife, Rebe.



BILLY OWENS

Director of Player Personnel

Billy Owens begins his 12th season with the Athletics and his seventh as director of player personnel, where his responsibilities include providing input and recommendations for potential trades and free agent signings, along with evaluation in the area of amateur scouting.

Prior to moving into a front office position, Owens spent five seasons as a hitting coach in the A's minor league system, with stops at Southern Oregon (1999), Vancouver (2000-01) and Arizona (2002-03). In addition to his coaching duties, Owens also assumed scouting responsibilities as an area scout and was promoted to East Coast Scouting Coordinator in 2003.

A third round pick (72nd overall) by the Baltimore Orioles in the 1992 June Draft, Owens played seven seasons of minor league ball with the Baltimore (1992-96) and Houston organizations (1997-98) before joining the A's as an area scout.

A native of San Jose, Calif., Owens attended the University of Arizona, where he played both baseball and football. He was a football, basketball and baseball standout at Bellarmine College Preparatory and is a member of the school's hall of fame. Billy O makes his off-season home in Scottsdale, Ariz.



FARHAN ZAIDI

Director of Baseball Operations

Farhan Zaidi enters his sixth season with the A's, his second as director of baseball operations. His primary responsibilities include providing statistical analysis for evaluating and targeting players in the amateur draft, free agent and trade markets. He also assists on arbitration cases, minor league contracts and works closely with the coaching staff during the season in analyzing data from advance scouting reports.

Prior to joining the A's, Zaidi served as business development associate for Small World Media, the fantasy sports division of *The Sporting News* and also worked as a management consultant for the Boston Consulting Group.

Zaidi, 33, earned his bachelor of science degree in economics from Massachusetts Institute of Technology in 1998 and a master's degree in economics from the University of California, Berkeley in 2001. He currently resides in Oakland.



KEITH LIEPPMAN

Director of Player Development

Keith Lieppman begins his 40th year with the A's and 19th season as the organization's director of player development, with responsibilities in the assignment, development and evaluation of players throughout the A's farm system, which consistently ranks among the best in the game. He also coordinates field instruction for the entire minor league system.



Baseball Operations, continued

Lieppman's gilded reputation as one of baseball's finest personnel executives was further amplified last November when he received the Sheldon "Chief" Bender Award from Minor League Baseball for "distinguished service and being instrumental in player development" during his career.

Lieppman has managed on all levels of the A's minor league system, beginning in Modesto in 1980 and most recently with the Triple-A Tacoma Tigers from 1985-87. He also managed the Lacey Tigres of the Dominican Winter League in 1986. He began his baseball career in 1971 as a minor league player for the A's.

Keith is a graduate of the University of Kansas with a degree in journalism. He resides in Prescott, Ariz. with his wife, Corinne, and twins, Burke and Lauren.

ERIC KUBOTA

Director of Scouting

Eric Kubota is in his 26th season with the Athletics organization and his ninth as director of scouting.

Kubota has overseen the club's last eight drafts that have produced dozens of players who have risen to the major leagues with various clubs, including current A's Andrew Bailey (2006), Dallas Braden (2004), Travis Buck (2005), Trevor Cahill (2006), Jeff Gray (2004), Brad Kilby (2005), Vin Mazzaro (2005), Cliff Pennington (2005) Landon Powell (2004) and Kurt Suzuki (2004). Five players—Bailey, Cahill, Kilby, Mazzaro and Powell—made their Major League debuts with Oakland last season. Kubota's talents as an evaluator helped assemble the majority of the A's minor league system that has combined for a 3049-2791 (.522) record over the last eight seasons

Prior to assuming his current position, Kubota served as the club's supervisor of international scouting for three seasons, overseeing the scouting staff and player evaluations in the Dominican Republic and Venezuela.

Kubota, 45, began his baseball career in June of 1984 while he was an undergraduate at the University of California, Berkeley, spending the better part of six seasons working in the A's media relations department. In November of 1989, he joined the baseball operations staff as an assistant director of scouting, handling daily administrative duties of the scouting department, including preparation work for the Rule 4, Rule 5 and June drafts, compiling the team's prospect book and preparing statistical information.

He was elevated to Pacific Rim coordinator in November of 1996, where he acted as a liaison between the A's and Asian baseball teams in addition to his scouting duties in Northern California and Hawaii.

Eric graduated from Cal in 1986 with a bachelor of arts degree in political science. He resides in Rocklin, Calif. with his wife, Karen, and their two children.



TED POLAKOWSKI

Director of Minor League Operations

Ted Polakowski enters his 12th season as director of minor league operations. He oversees all aspects of the club's training facility in Phoenix as well as handling budgeting and purchasing responsibilities for the organization's entire minor league system. He also assists in the management of the A's baseball operation in the Dominican Republic.

Polakowski joined the A's organization in 1984 as an athletic trainer for the Idaho Falls affiliate. He also headed up training staffs in Pocatello (1985), Medford (1986-87) and with the A's team in the Arizona Rookie League (1988) before moving into administrative duties on a full time basis in 1989. He was promoted to his current position prior to the 1999 season.

A native of Somerville, N.J., Polakowski graduated from Arizona State in 1984 with a degree in health education and sports medicine. He currently resides in Mesa, Ariz. with his four children, Kimberly, Matthew, Krysta and Michael.



CHRIS PITTARO

Director of Professional Scouting

Chris Pittaro enters his 20th season in the Oakland organization, his fourth as director of professional scouting. He spent the previous six seasons as national field coordinator after serving as an area scout and national cross checker with the Athletics since 1991.

Drafted by the Detroit Tigers in the 1982 June First Year Player Draft, Pittaro made his major league debut with the Tigers in 1985, batting .242 in 28 games. He was traded to the Minnesota Twins in 1986 and spent parts of the '86 and '87 seasons on the Twins big league roster. He retired during the 1988 season.

Pittaro attended the University of North Carolina from 1980-82 before signing with the Tigers following his junior season. After he retired as a player in 1988, he enrolled in Rider College in New Jersey where he obtained a bachelor of science degree in finance in 1991, graduating Summa Cum Laude.

The 48-year old Pittaro is a native of Hamilton, N.J., where he still lives with his wife, Lisa. He has three children.



PAMELA PITTS

Director of Baseball Administration

Pamela Pitts enters her 29th season in the organization and 18th as director of baseball administration. Her responsibilities include managing the day-to-day business side of the baseball operations department, including governing all major and minor league staff contract administration, player records, waivers, payroll issues and transactions. She started her baseball career with the A's in November of 1981 as the minor league and public relations secretary. Pamela resides in Danville, Calif. with her husband, Dan Dunn.



JOE SPARKS

Major League Advance Scout

Joe Sparks begins his sixth season as the A's advance scout after serving as the hitting coach at Triple-A Sacramento in 2004. Prior to joining the A's organization in 2004, he spent eight seasons as the Major League advance and special assignment scout for the St. Louis Cardinals.

Sparks won nine championships and nine manager of the year awards during his 19-year minor league managerial career. He held managerial positions at Triple-A Toledo and Triple-A Iowa for five seasons, at Triple-A Omaha for four seasons and Triple-A Indianapolis for three years. He also served one-year managerial stints at Single-A Duluth, Single-A Appleton and Double-A Knoxville. Sparks also coached on the major league level with the New York Yankees (1990), Montreal Expos (1989), Cincinnati Reds (1984) and Chicago White Sox (1979). He spent the majority of his 13-year playing career as a minor league infielder in the New York/San Francisco Giant farm systems.

Sparks currently resides in Phoenix, Ariz. with his wife, Mary. Their son, Greg, serves as the A's minor league roving hitting instructor.



RANDY JOHNSON

Special Assistant to the General Manager

Randy Johnson begins his eighth season as a member of Billy Beane's staff. He is involved in evaluating talent on all levels of the organization with special emphasis on scouting in the Southern California area, as well as international regions such as Asia and Australia.

Prior to his appointment with the A's, Johnson spent seven seasons in the Detroit Tigers organization, where he served as a special assistant to the general manager and coordinator of pro scouting (1996-2002). Prior to joining the Detroit organization, he spent two seasons (1994-95) as a major league scout for the San Diego Padres and also worked as an area scout



Baseball Operations, continued

for the Padres from 1990-92. Johnson worked as a regional cross checker (1993) and area scout (1992) with the Colorado Rockies.

Johnson played 11 seasons of professional baseball, including three seasons in the major leagues with the Atlanta Braves (1982-84) and compiled a .267 career batting average. He also played two seasons in Japan with Hiroshima and another season in the Senior Professional League before officially retiring in 1991.

Johnson, 53, attended Palomar (Calif.) Junior College before transferring to San Jose State where he earned baseball all-league, all-district and Academic All-America honors in 1978. He was also an all-state junior college placekicker for the Palomar football team in 1975.

Johnson resides in Valley Center, Calif. with his wife, Heather, and stepson, Taylor.

ADMINISTRATION

STEVE JOHNSTON

General Counsel

Steve Johnston enters his fifth season with the A's in the role of general counsel, a position he was appointed to January 10, 2006. Johnston oversees all of the team's legal, merchandise, insurance and human resource matters. In a dual role, Johnston also serves as general counsel of Major League Soccer's San Jose Earthquakes.

Johnston joined the A's from Chicago-based Beam Global Spirits & Wine, Inc., where he managed and advised U.S. and international offices on legal and business risks in various areas, including commercial and corporate transactions, regulatory matters, promotions and marketing directives, sales and pricing guidelines and corporate development.

Prior to joining Beam Global Spirits & Wine, Inc., Johnston was a corporate associate at the Chicago-based law firm Mayer Brown LLP (2000-2003) and a litigation associate at the Chicago-based law firm Gardner, Carton & Douglas (1998-2000).

A native of Davenport, Iowa, Johnston earned his bachelor of arts degree in economics from Grinnell College in 1992 and his juris doctor from Washington University School of Law in 1998. Steve resides in Danville, Calif. with his wife, Angela, and sons Ty, Brady and Will.



JIM LEAHEY

Vice President, Sales and Marketing

Jim Leahey enters his fourth season with the Oakland Athletics as vice president, sales and marketing. He oversees the team's sales and marketing efforts, including ticket sales, premium seating sales and service, corporate partnerships, advertising, and promotions. Leahey is spearheading the organization's efforts to deliver exceptional value through an outstanding fan experience.

Prior to joining the A's, Leahey spent 14 years with Sony Corporation, working in a series of product development, marketing and general management roles. Spending time in Sony's US and global operations, he worked in Latin America as general manager and country manager of Sony



FRANCHISE FACTS

All-Time Record	8189-8671	West Division Championships	14
Philadelphia	3886-4248	Wild Card Championships	1
Kansas City	829-1224	Most Valuable Players	11
Oakland	3474-3199	Cy Young Award Winners	5
World Championships	9	Rookies of the Year	8
Philadelphia	5	Managers of the Year	2
Oakland	4	Hall of Famers	15
American League Championships	15		
Philadelphia	9		
Oakland	6		

Peru, and in the United States as general manager and vice president of the Peripherals and Enhancements (accessories) Group. Leahey joined the A's in December of 2006.

A native of Rhode Island, Leahey earned his bachelor's degree in economics from Brown University in 1988 and his master's in business administration from the Harvard Business School in 1993. Jim resides in Danville, Calif. with his wife, Kira, and their three children.

KEN PRIES

Vice President, Broadcasting and Communications

Celebrating his 20th season with the Athletics organization, Ken Pries was promoted to his current position of vice president, broadcasting and communications in March of 2000 after serving as the team's senior director for broadcasting and communications for the previous three years.

Pries oversees all of the A's television and radio matters, in addition to the club's community relations, public relations and Diamond Vision departments.

Pries is responsible for negotiating all of the team's broadcast agreements, which include the A's Radio Network, and television partnership with Comcast SportsNet California. The A's announced this year a 10 year agreement with 50,000 watt XTRASports 860AM to broadcast all 162 regular season games and 17 Spring Training Games. The A's will televise over 145 games this year, and for the first time in club history, Comcast SportsNet California will air every game in High Definition.

Last season, the A's Community Fund distributed approximately \$650,000 to various projects and made donations to over 1,500 various charities throughout Northern California. The annual A's Community Fund Golf Tournament, held at the Castlewood Country Club in Pleasanton, raised more than \$150,000 and the 10th Annual Breast Cancer Awareness Day raised more than \$75,000 for the American Cancer Society and the Northern California Cancer Center. The A's 10th Annual MUG Root Beer Float Day raised over \$25,000 for the Juvenile Diabetes Research Foundation.

Prior to joining the A's organization in 1991, Pries worked seven years with KSFO radio, where he was an executive producer for A's broadcasts, as well as Stanford football and men's basketball broadcasts. Before his KSFO stint, Pries served as a sports coordinator at KNBR radio from 1979-84, where he worked on the station's broadcasts of San Francisco Giants baseball games, along with University of San Francisco and Golden State Warrior basketball games.

A native of Alameda, Calif., Pries attended San Francisco State University, where he majored in broadcast communicational arts. He resides in San Ramon, Calif. with his wife and their two children.



DAVID RINETTI

Vice President, Stadium Operations

David Rinetti enters his 30th season with the A's organization and his 10th as vice president, stadium operations.

In his current position, Rinetti coordinates event management, oversees all game day employees, including ushers, security officers, ticket takers, parking attendants and grounds crew, and assists in all construction related issues at Oakland-Alameda County Coliseum. He is also the team's liaison with local law enforcement agencies and Major League Baseball's Security Department. In addition, Rinetti sits on the team's venue and design development committee that is responsible for developing a non-site specific prototype for a new baseball-only facility for the club.

The 45-year old Rinetti began his career with the A's in 1981, serving as stadium operations assistant, where he organized in-stadium promotions and giveaways. From 1987-93, he managed game day operations and maintenance of the A's luxury suites. In 1994, he was promoted to director of stadium operations and was elevated to vice president in March of 2000.

Rinetti also worked with Major League Baseball's Security Department at the 1995, 1998 and 2007 World Series, in addition to the 1998, 2002 and 2007 All-Star Games. He is also a member of the Major League Baseball Stadium Operations Advisory Committee.

A 1986 graduate of California State University, Hayward with a degree in business administration, Rinetti resides in Pleasanton with his wife, Adrienne.



KEITH WOLFF

Vice President, Venue Development

Keith Wolff enters his fifth year as vice president, venue development for the A's, while also retaining his position as president of Wolff Urban Development, a real estate development, acquisition and management company based in West Los Angeles and the Bay Area. In his role with the A's, he is responsible for the daily efforts in the team's quest to secure a baseball-only facility in the Bay Area.

Wolff has more than 20 years of experience within the real estate industry with an emphasis on hotel, office, industrial and retail project assets. He has extensive background in all facets of commercial real estate, including property acquisition, entitlement, development, leasing, re-positioning and disposition.

Wolff graduated magna cum laude from the University of the Pacific with a bachelor's of science degree in business administration and also served as valedictorian of his graduating class. He received his master's degree in business administration from Harvard University in 1993.



PAUL WONG

Vice President, Finance

Paul Wong enters his 15th season with the Athletics organization and 10th as vice president, finance. He is responsible for all of the club's financial technology and telecommunications affairs, including overseeing the accounting and computer information systems departments, management of the company's annual budget and cash flow, the preparation of financial forecasts, reports and tax returns for the company and Major League Baseball, as well as analyzing and implementing the company's technology and telecommunication requirements.

Wong joined the Athletics in January of 1996 as a controller after serving four years with KPMG Peat Marwick in Oakland as a supervising tax specialist and senior auditor and two years as an accounting analyst for Pacific Gas and Electric Company in San Francisco.

A native of the Bay Area, Wong earned his bachelor of science degree in business administration from California State University, Hayward in 1990. He currently resides in Dublin, Calif. with his wife, Trisha and son, Zachary.



SPORTS MEDICINE STAFF

STEPHEN SAYLES, LAT, ATC

Head Athletic Trainer

Stephen Sayles enters his third season as head athletic trainer after serving as an assistant trainer on the A's major league staff from 1998-2007. Last season, Sayles was chosen as one of two American League athletic trainers to serve at the 2009 All-Star Game in St. Louis as chosen by the Professional Baseball Athletics Trainers Society (PBATS). The 2010 season will mark his 28th season in professional baseball. Prior to joining the A's staff in 1998, he spent 15 years as an athletic trainer in the San Diego Padres organization, including a five-year (1993-97) stint as the head athletic trainer of the Padres' Triple-A affiliate in Las Vegas. A native of San Diego, Sayles graduated from San Diego State in 1983 with a bachelor of arts degree in athletic training. He lettered in baseball and was a college teammate of Tony Gwynn and umpire Kerwin Danley. He also played professionally in the San Diego Padres minor league system. Stephen and his wife, Jessica, make their off-season home in Las Vegas, Nev.



WALT HORN

Assistant Athletic Trainer

Walt Horn enters his third season on the A's major league training staff after spending 30 years working in the A's minor league system, including 24 campaigns on the Triple-A level. Horn joined the A's organization in 1978 after being named head athletic trainer for Double-A Jersey City Indians. He served as the A's Double-A trainer for six years through the 1983 season before being promoted to Triple-A Tacoma for the 1984 season. He remained with A's Triple-A affiliates in Tacoma (1984-94), Edmonton (1995-98), Vancouver (1999) and most recently, Sacramento (2000-07). He is a four-time Pacific Coast League Trainer of the Year (1992, '96, '02 and '04) and has also headed up training staffs at two Triple-A All-Star Games (1993 and 2005). A native of Fruitland, Idaho, Horn graduated from Boise State in 1977 with a bachelor's degree in physical education with an emphasis on athletic training. He makes his off-season home in Mesa, Ariz. with his wife, Stacy. He has two children, Kassandra and Cameron.



BOB ALEJO

Director of Strength and Conditioning

With nearly 30 years of coaching experience, Bob Alejo returns to the Oakland A's for a second stint as the Director of Strength and Conditioning. Previously, he served in a similar capacity from 1993-2001. In his role, he is responsible for all aspects of the organization's year-round physical preparation at both the major league and minor league levels. Prior to rejoining the A's in 2009, Bob was the Director of Strength and Conditioning at UC Santa Barbara from 2005-2008 during which time he was also a member of the 2008 U.S. Olympic Team as strength and conditioning coach for the Gold medal-winning men's beach volleyball team of Todd Rogers and Phil Dalhausser. From 1984-1993, Alejo was the strength and conditioning coach at UCLA where he worked with 23 men's and women's teams. During his tenure in Westwood, the Bruins racked up 25 national championships and produced more than 100 All-Americans. An accomplished lecturer and author, Alejo is a Certified Strength and Conditioning Specialist (through the National Strength and Conditioning Association's Certification Commission) and holds the advanced NSCA Registered Strength and Conditioning Coach distinction. He has also been elected to three halls of fame: Chico State Athletics, Chico State Baseball (inaugural inductee) and the Chico Professional Baseball "Legends of the Diamond."



OZZIE LYLES

Major League Massage Therapist

Ozzie Lyles enters his second season as the Oakland A's team massage therapist. He previously worked several years with many professional athletes, while also studying and practicing sport and medical massage since 1992. He was employed at Oakbay Chiropractic in Oakland from 2004-09 under the Oakland Raiders' team orthopedic surgeon, Dr. Warren Strudwick, and also has worked for Dr. Steve Isono, the Olympic and track and field orthopedic physician, in Emeryville. The Oakland, Calif. native also worked at Club One in Oakland.



LARRY DAVIS

Coordinator of Medical Services

Larry Davis begins his 38th season with the A's organization and third as coordinator of medical services. He oversees and administrates all health and injury issues throughout the organization. Before his current post, Davis served 10 seasons (1998-2007) as the A's head trainer and 14 previous years (1984-97) as an assistant trainer for the big league club. A native of Tucson, Ariz., Davis attended the University of Arizona where he majored in physical education. He began his baseball career in 1973 as the head trainer, traveling secretary and equipment manager of the Tucson Toros, then Oakland's Triple-A affiliate. He remained in that capacity for 11 seasons as the affiliate moved to San Jose, Vancouver, Ogden and Tacoma. Larry makes his home in Mesa, Ariz. with his wife, Suzi.



CLUBHOUSE AND STAFF

MICKEY MORABITO

Director of Team Travel

Mickey Morabito enters his 31st season as the Athletics' director of team travel. He is responsible for arranging the transportation and accommodations of the team during spring training and the regular season, with additional responsibilities in spring training scheduling, payroll and ticketing. He has the fifth longest tenure among all major league traveling secretaries and ranks third in service among his American League colleagues. Morabito's career in professional baseball spans four decades, dating back to 1970 when he served as a batboy for the New York Yankees. He worked in the Yankees public relations department for seven seasons, working as an assistant from 1974-76 before taking over the director's duties in 1977. While with the Yankees, he managed the club's media relations efforts during the club's back-to-back World Championship seasons of 1977 and '78. Morabito joined the Athletics organization in the spring of 1980, handling dual roles as the club's director of public relations and traveling secretary. During his long career, he has been a part of six World Series teams, three with the A's and three with the Yankees. A native of Brooklyn, NY, Morabito attended Lafayette High School in Brooklyn and later earned his bachelor of arts degree in physical education from Hunter College in New York City. A fan of Frank Sinatra, Dean Martin, fine dining and hockey, Mickey makes his home in Alameda and Manhattan Beach. He is married to Barbara Ranalli.



STEVE VUCINICH

Equipment Manager

A fixture in the A's organization ever since the club moved to Oakland in 1968, Steve Vucinich enters his 17th season as the club's equipment manager after serving as the visiting clubhouse manager from 1974-93. An Oakland native, Vucinich joined the A's organization as a ball boy in 1968 when the franchise relocated from Kansas City. From 1969-73, he served as an assistant in the home clubhouse before being named visiting clubhouse manager in 1974. Vucinich is a past president of the Major League Baseball Equipment Manager's Association and currently serves on the MLBMA's board of directors and as well as the advisory committee for Major League Baseball Properties. Vucinich graduated from St. Joseph's High School in Alameda and Chabot College in Hayward. An avid golfer, he makes his off-season home in Scottsdale with his wife, Valerie, and daughter, Kayla.



MIKE THALBLUM

Visiting Clubhouse Manager

The 2010 season marks Mike Thalblum's 30th season in the A's organization and his 17th as the visiting clubhouse manager. He began his baseball career when he was 13 years old, serving as a clubhouse assistant in the team's spring training clubhouse in Phoenix. In 1985, Thalblum relocated to Oakland to work in the visiting clubhouse with Steve Vucinich and then in 1992, moved across the hall to the home side where he worked with the late Frank Cienczyk for two seasons. In 1994, he assumed his current position as the visiting clubhouse manager. A native of Scottsdale, Ariz., Mike and his wife, Janine, make their home in Dublin, Calif. with their son, Stewart Robert, who is named after former A's pitchers Dave Stewart and Bob Welch; and Jonathon David.



BRIAN DAVIS

Assistant Equipment Manager

Brian Davis, who first joined the Oakland A's as a batboy in 1991, is entering his 16th season as the club's assistant equipment manager. He is responsible for assisting Steve Vucinich in the day-to-day operation of the clubhouse, ranging from all equipment needs and meal planning, to occasionally travelling with the team on road trips. A native of Newark Calif., Davis is a graduate of Placer High School in Auburn Calif. and later attended both Chico State and Cal State Hayward. He is married and lives with his wife, Pam, and their two children—son, Owen, and daughter, Sophia—in Goodyear, Ariz.



CLAY WOOD

Head Groundskeeper

The 2010 season marks Clay Wood's 16th season as the head groundskeeper of the Oakland-Alameda County Coliseum and his 21st in the Athletics organization. Under his direction, the Coliseum's playing surface is considered by players to be among the best in the major leagues. Clay joined the A's organization in May of 1989 as part of the club's spring training field maintenance team. A native of Fort Worth, Tex., Wood earned his bachelor of science degree in marketing from Arizona State University. Woody and his wife, Lisa, make their home in Danville, Calif. with their son, Tyler, and daughter, Katie.



MEDICAL CONSULTANTS



Allan Pont, M.D.
Team Physician



John Frazier, M.D.
Team Orthopedist




Elliott Schwartz, M.D.
Internal Medicine

ADDITIONAL CLUBHOUSE STAFF



Cliff Clavin
Clubhouse Assistant



William Angel
Clubhouse Assistant



Adam Rhoden
Video Coordinator



Matt Weiss
Umpire Attendant



Casey Chavez
Bullpen Catcher

Listen to the New 50,000 Watt

**XTRA Sports 860 AM & the
A's Broadcast Team**



The Athletics' radio broadcast team returns for the 2010 season, featuring play-by-play announcers Ken Korach, Vince Cotroneo, and Ray Fosse, who joins the booth as an expert analyst.

Korach enters his 15th season in the A's radio booth, his fifth season as the club's lead play-by-play voice. Cotroneo begins his fifth year as an Oakland A's play-by-play announcer. Fosse, former major league all-star catcher and dean of A's broadcasters, celebrates his 25th season with the Athletics' radio team, providing in-game analysis and a daily interview segment during pre-game programming.

*Radio Home
of the A's*

300 Broadway Street, Suite 8, San Francisco, CA 94133

Phone (415) 362-0781 Fax (415) 391-6860

www.xtrasports860.com

2010 ATHLETICS



The 2009 A's became only the fourth team since 1900 to have two 21-year-old pitchers—Brett Anderson (left) and Trevor Cahill—make 30 or more starts. The duo also made Oakland only the 13th team to feature two 21-year-olds that won at least 10 games each.



**MANAGER**

Robert Peter Geren

Named as A's bullpen coach, November 13, 2002

Named as A's manager, November 17, 2006

Birthdate: September 22, 1961**Birthplace/Resides:** San Diego, California / Danville, California**Contract Status:** Signed through 2010 with a club option for 2011

Bob Geren completed his third season as the A's manager in 2009. He was named the 28th manager in franchise history and the 17th in Oakland history on November 17, 2006.

Geren guided the A's to a 75-87 record in 2009 after compiling a 75-86 mark in 2008 and a 76-86 record in his first season as manager in 2007. After employing an Oakland-record 54 players and tying the club record by using the disabled list 22 times in 2007, the A's utilized 51 players in 2008 and set a new Oakland record by using the DL 25 times. The A's utilized 51 players again in 2009 and used the DL 17 times. Geren's three-year major league managerial record now stands at 226-259, a period in which the A's have used the DL 64 times while employing 107 different players.

Geren has been a member of the A's coaching staff for the last seven seasons, serving as the club's bench coach in 2006 after spending the previous three seasons as bullpen coach. He joined the A's organization in 1999 as manager of Single-A Modesto and spent the next three seasons (2000-02) at the helm of the Triple-A Sacramento River Cats. He also managed in the Boston Red Sox farm system for three seasons, guiding Utica of the New York-Penn League in 1995, the Red Sox Gulf Coast League team in 1996 and Sarasota of the Florida State League in 1998. His seven-year managerial record on the minor league level is 452-390, including a 319-253 record in the A's system.

He gained further managerial experience in the 2005 off-season, leading Escogido in the Dominican Winter League.

Geren was named the California League's Manager of the Year in 1999 after his Modesto club finished 88-52 and won both halves in the Northern Division of the California League. He then led Triple-A Sacramento to consecutive first place finishes in the Southern Division of the Pacific Coast League, as the River Cats posted a 90-54 record in 2000 and 75-69 in 2001.

A former catcher, Geren's professional playing career spanned 15 seasons, including five years in the major leagues with the New York Yankees and San Diego Padres. Originally a first round pick of the Padres in 1979, Geren was traded to the St. Louis organization prior to making his major league debut with the Yankees in 1988. He played four seasons with New York from 1988-91 and enjoyed his best season in 1989 when he batted .288 and hit a career high nine home runs. After spending the 1992 season in Boston's minor league system, Geren finished his playing career with San Diego in 1993. He owns a .233 career batting average in 307 Major League games.

A native of San Diego, Geren attended Clairemont High School. Bob and his wife, Pam, reside in Danville with their sons, Brett and Bobby.

MANAGERIAL RECORD

Year	Club	League	Class	W-L	Pos.
1995	Utica	New York-Penn	Rookie	33-40	5th / Pickney
1996	GCL Red Sox	Gulf Coast	Rookie	24-36	4th / Western
1998	Sarasota	Florida State	Single-A	76-61	3rd / Western
1999	Modesto	California	Single-A	88-52	1st / North
2000	Sacramento	Pacific Coast	Triple-A	90-54	1st / Southern
2001	Sacramento	Pacific Coast	Triple-A	75-69	1st / Southern
2002	Sacramento	Pacific Coast	Triple-A	66-78	3rd / Southern
2007	OAKLAND	American	Majors	76-86	3rd / West
2008	OAKLAND	American	Majors	75-86	3rd / West
2009	OAKLAND	American	Majors	75-87	4th / West
Major League Totals				226-259	
Minor League Totals				452-390	

MAJOR LEAGUE RECORD

	AVG.	G	AB	R	H	2B	3B	HR	RBI
TOTALS	.233	307	765	62	178	21	1	22	76

ATHLETICS MANAGERS

Manager	Years	W	L	Pct.	Notes
Connie Mack	1901-50	3627	3891	.482	9 AL Pennants, 5 World Championships
Jimmie Dykes	1951-53	208	254	.450	
Eddie Joost	1954	51	103	.331	
Lou Boudreau	1955-57	151	260	.367	
Harry Craft	1957-59	162	196	.453	
Bob Elliot	1960	58	96	.377	
Joe Gordon	1961	26	33	.441	
Hank Bauer	1961-62, 69	187	226	.453	
Ed Lopat	1963-64	90	124	.421	
Mel McGaha	1964-65	45	91	.331	
Haywood Sullivan	1965	54	82	.397	
Alvin Dark	1966-67, 74-75	314	291	.519	2 AL West Titles, 1 AL Pennant, 1 World Championship
Luke Appling	1967	10	30	.250	
Bob Kennedy	1968	82	80	.506	
John McNamara	1969-70	97	78	.554	
Dick Williams	1971-73	288	190	.603	3 AL West Titles, 2 AL Pennants, 2 World Championships
Chuck Tanner	1976	87	74	.540	
Jack McKeon	1977,78	71	105	.403	Started 1977 season, finished 1978
Bobby Winkles	1977-78	61	86	.415	Finished 1977 season, started 1978
Jim Marshall	1979	54	108	.333	
Billy Martin	1980-82	215	218	.497	1 AL West Title
Steve Boros	1983-84	94	112	.456	
Jackie Moore	1984-86	163	190	.462	
Jeff Newman	1986	2	8	.200	Interim Manager
Tony La Russa	1986-1995	798	673	.542	4 AL West Titles, 3 AL Pennants, 1 World Championship
Art Howe	1996-2002	600	533	.530	2 AL West Titles, 1 AL Wild Card
Ken Macha	2003-2006	368	280	.568	2 AL West Titles
Bob Geren	2007-Present	226	259	.466	

MIKE GALLEGO

12

THIRD BASE COACH

Michael Anthony Gallego

Named A's third base coach, October 22, 2008

Birthdate: October 31, 1960

Birthplace/Resides: Whittier, California / Yorba Linda, California



Mike Gallego completed his first season as the A's third base coach in 2009, but it was his 13th season in the Oakland organization, which includes 12 years as a player.

Gallego joined the A's from the Colorado Rockies organization, where he spent nine seasons, including four as third base and infield coach on Clint Hurdle's major league staff, including a storybook 2007 season when they won the National League Pennant. Under his tutelage, the Rockies set a major league record for fielding percentage with a mark of .98925 in 2007. Shortstop Troy Tulowitzki led major league shortstops with a .987 fielding percentage that year and Todd Helton topped all National League first basemen with a .999 fielding percentage. Gallego joined the Rockies organization as a roving infield coordinator in 2000, a position he held until joining the major league coaching staff May 1, 2002. He returned to his minor league duties in 2003-04, before rejoining the major league staff in 2005. Gallego began his coaching career as Boston's minor league infield instructor in 1999.

Coaches, continued

Gallego's professional career began when the A's drafted him in the second round of the 1981 June draft out of UCLA. He made his major league debut with Oakland in 1985 and spent 13 seasons in the majors with Oakland (1985-91, 95), the New York Yankees (1992-94) and St. Louis Cardinals (1996-97). He is a .239 career hitter with 42 home runs and 282 RBI in 1111 games, including .232 in 772 games with the A's. A valuable utility infielder, he played in three straight postseasons with Oakland from 1988-90 and was a member of the 1989 World Champion A's. In 1993, he won the Good Guy Award from the New York Press Photographer's Association and New York Baseball Writers after enjoying his best season, batting .283 with 10 home runs and 54 RBI.

A native of Whittier, Calif., Gallego graduated from St. Paul High School (Santa Fe Springs, Calif.) and attended UCLA for three years before being drafted by the A's. He and his wife, Caryn, have twin sons, Nicholas and Joseph (12/29/88) and a daughter, Allison (12/12/90), and reside in Yorba Linda, Calif.

MAJOR LEAGUE RECORD

	AVG.	G	AB	R	H	2B	3B	HR	RBI
TOTALS	.239	1111	2931	374	700	111	12	42	282

RON ROMANICK

37



BULLPEN COACH

Ronald James Romanick

Named A's bullpen coach, October 16, 2007

Birthdate: November 6, 1960

Birthplace/Resides: Burley, Idaho / Fountain Hills, Arizona

Ron Romanick enters his third season on the A's major league staff as bullpen coach after spending the previous nine seasons as the A's minor league roving pitching instructor. He also served as a pitching coordinator in the Seattle Mariners organization for seven seasons (1992-98).

Romanick's major league career spanned three seasons (1984-86) with the California Angels, compiling a career record of 31-29 and a 4.24 ERA in 82 appearances, all starts. He made 33 starts for the Angels as a rookie in 1984 and posted a 12-12 record and a 3.76 ERA. Romanick followed up his rookie season with a 14-9 showing in 1985. After going 5-8 in 1986, he was traded to the New York Yankees organization and spent the 1987 season with Triple-A Columbus. He retired in 1988 after spending one year in the Milwaukee farm system.

A'S RECENT COACHING ASSIGNMENTS

Year	Bench	Pitching	Hitting	Third Base	First Base	Bullpen
2009	Tye Waller	Curt Young	Jim Skaalen	Mike Gallego	Todd Steverson	Ron Romanick
2008	Don Wakamatsu	Curt Young	Ty Van Burkleo	DeFrancesco/Waller	Waller/DeFrancesco	Ron Romanick
2007	Bob Schaefer	Curt Young	Ty Van Burkelo	Rene Lachemann	Tye Waller	Brad Fischer
2006	Bob Geren	Curt Young	Gerald Perry	Ron Washington	Rene Lachemann	Brad Fischer
2005	Rene Lachemann	Curt Young	Dave Hudgens	Ron Washington	Brad Fischer	Bob Geren
2004	Chris Speier	Curt Young	Dave Hudgens	Ron Washington	Brad Fischer	Bob Geren
2003	Terry Francona	Rick Peterson	Bosley/Hudgens	Ron Washington	Brad Fischer	Bob Geren
2002	Ken Macha	Rick Peterson	Thad Bosley	Ron Washington	Mike Quade	Brad Fischer
2001	Ken Macha	Rick Peterson	Thad Bosley	Ron Washington	Mike Quade	Brad Fischer
2000	Ken Macha	Rick Peterson	Thad Bosley	Ron Washington	Mike Quade	Brad Fischer
1999	Ken Macha	Rick Peterson	Dave Hudgens	Ron Washington	Thad Bosley	Brad Fischer
1998	Duffy Dyer	Bob Cluck	Denny Walling	Ron Washington	Gary Jones	Brad Fischer
1997	Duffy Dyer	Bob Cluck	Denny Walling	Ron Washington	Brad Fischer	Bob Alejo

Romanick pitched at Arizona State before being drafted by the Angels in the first round of the Secondary Phase of the 1981 January Draft.

A native of Bellevue, Wash., Ron makes his off-season home in Fountain Hills, Ariz.

MAJOR LEAGUE RECORD

	W	L	ERA	G	IP	H	R	ER	BB	SO
TOTALS	31	29	4.24	82	531.0	574	276	250	167	189

JIM SKAALEN

20

HITTING COACH

James Arnold Skaalen

Named A's hitting coach, December 22, 2008

Birthdate: July 6, 1954

Birthplace/Resides: Holland, Michigan / Carlsbad, California



Jim Skaalen finished his first season as the A's hitting coach in 2009 after spending the previous two seasons in the same capacity with the Milwaukee Brewers. In his first year with Milwaukee, the Brewers hit a franchise record and Major League-leading 231 home runs. In 2009 with the A's, the club went from a .246 batting average at the All-Star Break to an Oakland record .280 mark after the break.

Skaalen began his coaching career in 1981 at Single-A Daytona Beach of the Houston Astros organization and then spent eight seasons as a minor league manager, compiling a 509-543 record. His managerial career began in the San Diego organization with stints at Single-A Walla Walla (1982), Single-A Reno (1983-84, 86) and Single-A Charleston (1985). Skaalen moved to the Texas organization and Single-A Port Charlotte in 1987 before earning Texas League Manager of the Year honors in 1988 after guiding Double-A Tulsa to the league championship. His final season as manager came at Triple-A Oklahoma City in 1989. He has also served as minor league hitting instructor for the Rangers (1990), coordinator of minor league instruction for Seattle (1991-96), director of player development for the Padres (1997-99) and minor league hitting coordinator for the Brewers (2000-06).

A former first baseman and third baseman, Skaalen played professionally for three seasons in the Baltimore Orioles farm system and batted .246 with 15 home runs and 123 RBI in 251 games. He was originally drafted by the Orioles in the 1976 June Draft.

Skaalen graduated from Coronado (CA) High School and attended San Diego State University. His father, Morris, pitched in the minor leagues with the Pirates organization prior to serving in World War II and his mother, Lyda, was a national water skiing champion in 1941. Skaalen and his wife, Cheryl, have a daughter, Erin, and three sons, Bevan, Jay and Christopher.

TODD STEVERSON

38

FIRST BASE COACH

Todd Anthony Steverson

Named A's first base coach, December 22, 2008

Birthdate: November 15, 1971

Birthplace/Resides: Los Angeles, California / Phoenix, Arizona



Todd Steverson begins his second season on the major league coaching staff after being named the A's first base coach following the 2008 season. He spent the previous four seasons managing in the A's farm system, compiling a 297-264 (.529) record.

Coaches, continued

Steverson joined the A's organization in 2004 as hitting coach for their short-season Single-A affiliate at Vancouver. He was named manager at Single-A Stockton in 2005 and guided the Ports to a 78-62 record and playoff appearance. Steverson returned to Stockton in 2006, then spent one year at Double-A Midland in 2007 before moving to Triple-A Sacramento. His River Cats compiled an 83-61 record and won their second consecutive Triple-A and Pacific Coast League championships in 2008. Steverson began his coaching career in the St. Louis Cardinals farm system and spent five seasons with Potomac (1999; 2001-02), Peoria (2000) and Palm Beach (2003), all Single-A affiliates.

Steverson played professionally for seven seasons, including two seasons in the majors with Detroit (1995) and San Diego (1996). He compiled a .256 batting average, two home runs and six RBI in 31 games, including 30 with the Tigers and one with the Padres. Steverson was drafted by St. Louis in the sixth round out of Culver City (CA) High School in 1989, but did not sign and attended Arizona State University. Three years later, he was a first round pick (25th overall) of Toronto and spent three seasons in the Blue Jays farm system before he was selected by Detroit in the Rule 5 draft. He concluded his playing career at Triple-A Memphis in 1998.


Steverson makes his offseason home in Phoenix, Ariz., with his wife, Theresa, daughter Joya and son Jaryn.

MAJOR LEAGUE RECORD

	AVG.	G	AB	R	H	2B	3B	HR	RBI
TOTALS	.256	31	43	11	11	0	0	2	6

TYE WALLER

46



BENCH COACH

Elliott Tyrone Waller

Named A's first base coach, December 21, 2006

Named A's bench coach, December 22, 2008

Birthdate: March 14, 1957

Birthplace/Resides: Fresno, California / San Diego, California

Tye Waller enters his fourth season on the A's coaching staff, his second as the bench coach. He was the A's first base coach in 2007 and split his duties between first base and third base in 2008. The 2009 season was Waller's fifth on a major league coaching staff, as he was San Diego's bullpen coach in 1995 and first base coach in 2006.

Waller spent 19 years in the Padres organization, beginning in 1988 as a coach with the Padres rookie-level club in Spokane, Wash. He then served as the club's minor league outfield and base running instructor from 1989-93 before taking over the managerial duties at Spokane for the 1994 season. Following his one-year stint on the major league staff in 1995, Waller served as San Diego's coordinator of minor league instruction from 1997-99 and as director of player development from 2000-05.

Selected by the St. Louis Cardinals in the fourth round of the 1977 First-Year Player Draft, Waller played 11 seasons professionally, including parts of four seasons in the majors. In his first season of professional ball, he batted .320 for Calgary and led the Pioneer League in hits, runs and RBI on his way to league MVP honors. He made his major league debut with the Cardinals in 1980 and appeared in five games for the Redbirds. He was traded to the Chicago Cubs in the off-season to complete a deal that sent Leon Durham and Ken Reitz to the Cubs for Bruce Sutter. He appeared in 30 games for the Cubs in 1981 and finished the season batting .268 with three home runs and 13 RBI. Waller was traded to the White Sox in December of 1982 and signed a free agent contract with the Astros in 1983. He appeared in 11 games for the Astros in 1987, his last season of professional ball.

A native of Fresno, Calif., Waller graduated from Hoover High School and attended San Diego City College for two years. Tye makes his off-season home in San Diego with his wife, Cynthia. The couple has four children—Elliott and triplets Todd, Terrence and Tiffany.

MAJOR LEAGUE RECORD

	AVG.	G	AB	R	H	2B	3B	HR	RBI
TOTALS	.236	63	110	18	26	3	1	3	14

CURT YOUNG

41



PITCHING COACH

Curtis Allen Young

Named A's pitching coach, December 2, 2003

Birthdate: April 16, 1960

Birthplace/Resides: Saginaw, Michigan / Scottsdale, Arizona

2010 ATHLETICS

Curt Young begins his seventh season as A's pitching coach, a position he was appointed on Dec. 2, 2003. The 2010 season marks Young's 23rd year in the Oakland organization, which includes 12 years as a player and four years as a minor league coach.

Over the past six seasons, the A's pitching staff has allowed the fewest home runs in the American League (909), has the lowest opponent batting average (.259) and ranks second in ERA (4.10). During Young's tenure as pitching coach, six A's pitchers—Mark Mulder (2004), Tim Hudson (2004), Justin Duchschere (2005, 2008), Barry Zito (2006), Dan Haren (2007) and Andrew Bailey (2009)—have been selected to the American League All-Star team, with Mulder and Haren earning starts in the Midsummer Classic. Closers Huston Street (2005) and Bailey (2009) earned American League Rookie of the Year honors and Zito (July, 2005), Esteban Loaiza (August, '06) and Haren (May, 2007) earned AL Pitcher of the Month Awards.

Young began his coaching career in 2000 as the pitching coach at Double-A Midland. His first Midland staff compiled a 4.64 ERA which was the lowest figure posted by the club in 15 years. His 2001 staff bettered the previous year's figure by 24 points, finishing with a 4.40 ERA, and in 2002 the RockHounds finished with a 3.88 ERA. Young was promoted to Triple-A Sacramento for the 2003 season and the River Cats posted the fourth best ERA in the Pacific Coast League (3.90) en route to the PCL Championship.

Young compiled a 69-53 record and a 4.31 ERA in 251 games, 162 starts, in an 11-year Major League pitching career that included stints with Oakland (1983-91, 93), Kansas City (1992) and the New York Yankees (1992). He was originally drafted by the A's in the fourth round of the 1981 June draft and made his major league debut in 1983. The left-hander went 13-9 with a 3.45 ERA in 1986 and led the team in victories, earning him an Opening Day start in 1987. He matched his career best in wins in 1987, posting a 13-7 record and a 4.08 ERA in a career high 31 starts. Young was also a member of the A's starting rotation when they won three consecutive American League pennants from 1988-90. He tossed two one-hitters during his career: October 5, 1986 against Kansas City and June 9, 1987 against Chicago.

Young graduated from Arthur Hill High School in Saginaw, Mich., where he also starred as a quarterback, and attended Central Michigan University. In 1980, he pitched for the United States team in the World Amateur Baseball Tournament in Japan. Curt makes his offseason home in Scottsdale, Ariz. with his wife, Kathy, and their two sons.

MAJOR LEAGUE RECORD

	W	L	ERA	G	IP	H	R	ER	BB	SO
TOTALS	69	53	4.31	251	1107.0	1133	581	530	366	536

**LEFT-HANDED PITCHER****Height/Weight:** 6-4 / 235**Bats/Throws:** Left / Left**Birthdate:** February 1, 1988**Opening Day Age:** 22**Birthplace/Resides:** Midland, Texas / Stillwater, Oklahoma**Major League Service:** 1 year**Obtained:** Acquired from the Arizona Diamondbacks with pitchers Dana Eveland and Greg Smith, infielder Chris Carter and outfielders Aaron Cunningham and Carlos Gonzalez for pitchers Dan Haren and Connor Robertson, December 14, 2007**Contract Status:** First year of a one-year contract through 2010.**CAREER HIGHLIGHTS**

Was one of six players acquired from the Arizona Diamondbacks in the Dan Haren trade following the 2007 season and made his Major League debut with the A's in 2009 at the age of 21...set an Oakland rookie record and led ML rookies with 150 strikeouts...was named American League Rookie of the Month in September, 2009...pitched in the 2008 All-Star Futures Game and for Team USA in the Summer Olympics in Beijing, China...was tabbed as the A's number one prospect by *Baseball America* following the 2008 season...was originally drafted by Arizona in the 2nd round of the 2006 draft but did not sign until September...made his professional debut in 2007 and ranked third in the Diamondbacks farm system in wins and ERA.

2009 HIGHLIGHTS

Was one of two 21-year olds to spend the season in the A's starting rotation...set an Oakland rookie record with 150 strikeouts...led the A's pitching staff in strikeouts and wins (11) and finished second in starts (30)...compiled an 11-11 record and 4.06 ERA...led all Major League rookies in strikeouts...tied for third among American League rookies in games started, ranked fourth in innings pitched (175.1) and tied for fourth in wins...had one of five shutouts by an AL rookie and one of 11 complete games...his strikeouts broke the previous Oakland rookie record of 141 set by Rick Langford in 1977...fell one short of the Oakland rookie record of 12 wins set by Chris Codioli in 1983 and matched by Joe Blanton in 2005...became the eighth Oakland rookie to make 30 or more starts...is one of four 21-year olds in Oakland history to win 10 or more games and his 30 starts tied for fifth most in Athletics history by a pitcher under the age of 22...fellow 21-year old Trevor Cahill had 10 wins in 32 starts, making the A's the 13th team since 1900 to have two pitchers under the age of 22 win 10 or more games (last: Kansas City, 1984, with Mark Gubicza and Bret Saberhagen) and the fourth with 30 or more starts (last: Chicago-AL, 1980)...was 3-7 with a 5.74 ERA, .304 opponents batting average and 13 home runs allowed over his first 13 starts...then went 8-4 with a 2.96 ERA, .237 opponents batting average and seven home runs over his final 17 starts, beginning June 29...his ERA from June 29 through the end of the season was fourth best in the AL behind Lester (2.35), Greinke (2.37) and Hernandez (2.44)...was charged with 15 unearned runs, which tied for the most in the AL (Hernandez, SEA)...also ranked tied for fifth in grounded into double plays (24), tied for seventh in shutouts (1) and pickoffs (4), eighth in walks per nine innings (2.31) and strikeout to walk ratio (3.33), and 10th in strikeouts per nine innings (7.70)...received run support of one run or less in 12 of his 30 starts and his season run support of 4.62 was eighth lowest in the AL...was 11-2 in 18 starts with run support of two more...did not have a wild pitch and his 175.1 innings were the most in the majors among pitchers with no wild pitches...they were third most in Oakland history behind Catfish Hunter (234.0 ip in 1968) and Steve McCatty (185.2 ip in 1981)...allowed a .265 opponents batting average, which included a .247 (123 for 497) mark against

OAKLAND A'S ROOKIE PITCHING LEADERS**WINS**

12	Joe Blanton (2005)
12	Chris Codioli (1983)
11	Brett Anderson (2009)
11	Tim Hudson (1999)
11	John Henry Johnson (1978)
11	Steve McCatty (1979)
10	Trevor Cahill (2009)
10	Tim Lirtsas (1985)

STRIKEOUTS

150	Brett Anderson (2009)
141	Rick Langford (1977)
132	Tim Hudson (1999)
116	Joe Blanton (2005)
112	Tim Conroy (1983)
111	Greg Smith (2008)
109	Gio Gonzalez (2009)
108	Matt Keough (1978)

GAMES STARTED

33	Joe Blanton (2005)
32	Trevor Cahill (2009)
32	Greg Smith (2008)
32	Matt Keough (1978)
31	Chris Codioli (1983)
31	Rick Langford (1977)
30	Brett Anderson (2009)
30	John Henry Johnson (1978)

right-handed hitters and .313 (57 for 182) against left-handers...yielded a .314 average with runners in scoring position, which was fifth highest in the AL...however, that marked dropped to .239 from June 29 through the end of the season...opponents were 7 for 13 (.538) with a grand slam and 15 RBI with the bases loaded...compiled a 7-4 record and 3.14 ERA in 17 starts on five or more days rest and was 4-7 with a 5.19 ERA in 13 starts on four days rest...was 5-3 with a 3.27 ERA in 11 starts during the day and 6-8 with a 4.53 ERA in 19 starts at night...did not commit an error in 29 total chances, all assists...since 1954, the only other pitchers to make at least 30 starts in a season without recording a putout are Randy Johnson (SEA, 1991) and Bob Veale (PIT, 1970)...tied for the lead among AL pitchers in double plays (5) and tied for fourth in assists...the A's were 14-16 (.467) in his starting assignments...tossed six or more innings 16 times, allowed two runs or fewer 11 times and walked two batters or fewer 25 times...was ranked number 7 on *Baseball America's* Top 100 Prospects lists entering the season.

OAKLAND: Made the A's Opening Day roster at the age of 21 years and 64 days, making him the seventh youngest player on an Opening Day roster in Oakland history...was the losing pitcher in his Major League debut, a 5-4 A's loss to Seattle April 10...became the 39th pitcher in Oakland history to start in his debut, and at the age of 21 years, 68 days, the seventh youngest...allowed five runs in 6.0 innings, with all five runs came in the second inning...left his starts April 28 at Texas and May 4 against Los Angeles with a blister on his finger and went 10 days before making his next start May 15 at Detroit...extended his career-opening losing streak to four games in that start, a 14-1 A's loss...that gave him a career-opening stretch of six consecutive starts in team losses...the only longer such streak in Oakland history was by Mike Morgan, who went 0-9 over his first nine career starts from June 11, 1978 to July 24, 1979...was 0-4 with a 6.03 ERA over the first six starts of his career before recording his first Major League win May 20 at Tampa Bay...yielded four runs on four hits and no walks in 6.0 innings in a 7-6 A's win...at the age of 21 years, 108 days, he became the sixth youngest pitcher in Oakland history to record his first ML win...tossed a complete game two-hit shutout in the A's 6-0 win at Boston July 6 (2 bb, 9 so)...allowed just three base runners to advance into scoring position...at the age of 21 years, 155 days he became the fifth youngest pitcher in Oakland history to toss a shutout and the youngest since Mike Norris July 4, 1976 against Kansas City at the age of 21 years, 107 days...the only other visiting rookies to allow no more than two hits in a Fenway shutout were the Philadelphia A's Mule Watson in 1918 (one-hitter), the Senators' Bill Phebus in 1937 (two-hitter) and the Angels' Bo Belinski in 1962 (two-hitter)...did not allow a run over his next two starts, including July 19 against Los Angeles when he retired each of the first 20 batters he faced before Bobby Abreu singled with two outs in the seventh inning to break up the perfect game...became the second rookie in Oakland history to take a perfect game into the seventh inning (Mike Norris, June 28, 1976)...had a career-high 23.0-inning scoreless streak from July 6 to 24, which was the fourth longest scoreless streak by a rookie in Oakland history...it tied for the fifth longest scoreless streak in the AL in 2009...finished July with a 2-1 record, 1.87 ERA and .168 opponents batting average in five starts...led all AL pitchers in opponents batting average, ranked second in ERA (Washburn, SEA 1.44) and tied for eighth in strikeouts (33)...then went 1-2 with a 4.66 ERA in six starts in August...was named American League Rookie of the Month for September after going 4-0 with a 2.28 ERA in four starts...tied for second among all AL pitchers in wins in September...struck out a career-high 10 batters and tossed 6.0 shutout innings in a 2-1 win over Cleveland Sept. 18...lost his final start of the season Oct. 1 at Seattle, snapping his winning streak at a career-high four games.

CAREER

2008—Combined for an 11-5 record and a 3.69 ERA in 20 games, 19 starts, with Single-A Stockton and Double-A Midland in his first season in the A's organization...also pitched for the United States team in the All-Star Futures Game at Yankee Stadium July 13 (1.0 ip, 1 h, 1 bb) and for Team USA in the Summer Olympics in Beijing, China...was 1-0 with a 4.97 ERA (12.2 ip, 13 h, 8 r, 7 er, 3 bb, 10 so, 2 hr) in two starts during the Olympics...was rated as the A's number one prospect and the fourth best prospect in the California League by *Baseball America* following the season...was also tabbed as having the Best Slider and Best Control in the magazine's Best Tools survey for A's prospects...with Stockton and Midland, he allowed a .237 opponents batting average, which included a .234 mark by right-handed hitters and .245 by left-handers...opponents hit .235 with runners in scoring position...struck out 118 and walked just 27, a strikeout to walk ratio of 4.4 to 1...averaged 10.1 strikeouts per nine innings...allowed eight home runs in 105.0 innings, an average of one per 13.1 innings...six of the eight home runs were solo shots...began the year at Stockton and was 9-4 with a 4.14 ERA in 14 games, 13 starts...tied for the team lead in wins despite spending just three months with the Ports...did not allow a run in four of his first six starts, including each of his first two, to start the season 5-1 with a 2.43 ERA...capped that stretch by striking out 10 in 7.0 shutout innings May 1 at Visalia...went 4-0 with a 1.82 ERA over his final five games, four starts, with Stockton...was named California League Pitcher of the Week,

Brett Anderson, continued

June 9-15...won both of his starts and allowed just one run in 14.0 innings, while striking out 16...was promoted to Midland June 24 and was 2-1 with a 2.61 ERA in six starts with the RockHounds...struck out a season high 12 in 6.0 innings in his first Double-A start June 26 at Arkansas and was the winning pitcher in a 5-3 win...then tossed 3.2 shutout innings July 7 against Springfield and 1.1 scoreless, hitless innings July 11 at San Antonio before going to New York for the Futures Game July 13...returned to Midland and went 1-1 with a 1.93 ERA in two starts July 18 and 23 before joining Team USA for the Olympics...had a no decision Aug. 16 in a 5-4 win over Canada (5.2 ip, 9 h, 4 r, 3 er, 4 so)...then started and won in the Bronze Medal game Aug. 23 against Japan, an 8-4 win (7.0 ip, 4 h, 4 r, 4 er, 3 bb, 6 so)...made one final start for Midland Aug. 28, a no decision in a 6-4 win over San Antonio.

2007—Was Arizona's second round pick in 2006 but did not sign until Sept. 1, 2006...made his professional debut in 2007 and was a combined 11-7 with a 3.07 ERA in 23 games, all starts, with Single-A South Bend and Single-A Visalia...ranked third in the Diamondbacks farm system in wins and ERA...allowed a .270 opponents batting average, including .215 by left-handed hitters and .283 by right-handers...that mark dropped to .171 with runners in scoring position...struck out 125 in 120.1 innings, an average of 9.3 per nine innings...walked just 21 for a strikeout to walk ratio of 5.95 to 1...only one of those walks was issued to a left-handed hitter...allowed nine home runs or one per 13.4 innings...eight of the nine home runs were hit by right-handers...walked two batters or fewer in all but one of his 23 starts...was 8-4 with a 2.21 ERA in 14 starts at South Bend and was a *Baseball America* Low Class A All-Star...was also named the number three prospect in the Midwest League by the magazine...tied for the Silver Hawks team lead in wins despite being promoted to Visalia June 21...compiled a 1.84 ERA in five starts in April, but was just 3-2...had a season best five-game winning streak over a seven-start stretch from May 10 to June 11 (1.67 ERA)...began the streak May 10 against Beloit by striking out a season high 10 in 7.0 shutout innings...was 3-3 with a 4.85 ERA in nine starts with Visalia...made one postseason start for the Oaks and took the loss (4.0 ip, 3 h, 1 r, 1 er, 1 bb, 4 so, 2.25 ERA)...was traded to the A's on December 14 and was named Oakland's third best prospect by *Baseball America*.

PERSONAL/MISCELLANEOUS

Brett F. Anderson was originally signed by Diamondbacks scout Joe Robinson...graduated from Stillwater (OK) High School...was a *Baseball America* 1st Team High School All-America selection in 2006 after going 9-0 with two saves and a 0.37 ERA in 12 games as a senior...struck out 102 and walked just nine in 57 innings...his father, Frank, is the head baseball coach at Oklahoma State University.

LIFETIME PITCHING RECORD

Year	Club	W	L	ERA	G	GS	CG	SHO	SV	IP	H	R	ER	HR	HB	BB	IBB	SO	WP	BK
2007	South Bend	8	4	2.21	14	14	0	0	0	81.1	76	26	20	3	2	10	0	85	6	0
	Visalia	3	3	4.85	9	9	0	0	0	39.0	50	23	21	6	1	11	0	40	1	2
2008	Stockton	9	4	4.14	14	13	0	0	0	74.0	68	35	34	5	4	18	0	80	5	1
	Midland	2	1	2.61	6	6	0	0	0	31.0	27	10	9	3	1	9	0	38	0	1
2009	OAKLAND	11	11	4.06	30	30	1	1	0	175.1	180	94	79	20	3	45	1	150	0	1
ML Totals		11	11	4.06	30	30	1	1	0	175.1	180	94	79	20	3	45	1	150	0	1

CAREER TRANSACTIONS

2006 — Selected by the Arizona Diamondbacks organization in the 2nd round of the First-Year Player Draft. **2007** — Traded to the Oakland Athletics with pitchers Dana Eveland and Greg Smith, infielder Chris Carter and outfielders Aaron Cunningham and Carlos Gonzalez for pitchers Dan Haren and Connor Robertson, December 14.

ANDERSON'S CAREER BESTS

Low Hit Complete Game: 2, July 6, 2009 at Boston
Innings Pitched: 9.0, July 6, 2009 at Boston
Strikeouts: 10, September 18, 2009 vs. Cleveland
Longest Winning Streak: 4, September 5 to 24, 2009
Longest Losing Streak: 4, April 10 to May 15, 2009
Longest Scoreless Streak: 23.0, July 6 to 24, 2009



RIGHT-HANDED PITCHER

Height/Weight: 6-3 / 243

Bats/Throws: Right / Right

Birthdate: May 31, 1984

Opening Day Age: 25

Birthplace/Resides: Voorhees, New Jersey / Medford, New Jersey

Major League Service: 1 year

Obtained: Selected in the 6th round of the 2006 First-Year Player Draft

Contract Status: First year of a one-year contract through 2010.

2010 ATHLETICS

CAREER HIGHLIGHTS

Was invited to the A's 2009 Spring Training as a non-roster invitee, made the club, took over as closer by the end of May and was named American League Rookie of the Year by the BBWAA...began his professional career as a starter and compiled a 8-21 record and a 3.89 ERA in 51 games, 47 starts over his first two and one-half seasons...was converted to a reliever at the 2008 All-Star Break at Double-A Midland and went 4-1 with a 0.92 ERA and .207 opponents average in 22 relief appearances after the break...set an Oakland rookie with 26 saves in 2009 and was selected to the American League All-Star team, the only rookie named to either team...was named AL Rookie of the Month in August...was originally drafted by Oakland in the sixth round of the 2006 draft...led the A's farm system with 150 strikeouts in 2007...played for Phoenix in the Arizona Fall League following the 2008 season.

2009 HIGHLIGHTS

Made the jump from Double-A to the majors in 2009 and was named American League Rookie of the Year by the BBWAA...became the eighth Athletic to win Rookie of the Year honors, the third in the last six years (Bobby Crosby, 2004 and Huston Street, 2005)...was also named as the closer on *Baseball Digest's* Major League All-Star Rookie Team...assumed the A's closer duties by the end of May and set an Oakland rookie record with 26 saves, breaking the previous mark of 23 set by Street in 2005...it tied for the sixth highest save total by a rookie in AL history...led all Major League

2009 BBWAA AMERICAN LEAGUE ROOKIE OF THE YEAR BALLOTING

	1st	2nd	3rd	Points
Andrew Bailey, OAK	13	6	5	88
Elvis Andrus, TEX	8	6	7	65
Rick Porcello, DET	7	8	5	64
Jeff Niemann, TB		5	6	21
Gordon Beckham, CHI		2	4	10
Brett Anderson, OAK	1	1	1	4

and ranked ninth among all AL relievers...had just four blown saves for a save percentage of 86.7%, which also ranked ninth in the AL...his last blown save came June 16 at Los Angeles (NL) and he converted each of his final 21 saves opportunities...that tied for the second longest save streak in the AL and tied for third longest in the majors...it was the longest ever by an Oakland rookie and is tied for second longest in Oakland history...was named to the AL All-Star team, the only rookie named to either team...led AL relievers and ranked second in the majors with a .167 opponents batting average (Broxton, LAD .165)...it was the fifth lowest mark by a reliever in Oakland history...ranked second among AL relievers and eighth among all AL rookies with 91 strikeouts...that was the 10th best total by a reliever in Oakland history...ranked third among AL relievers with a 1.84 ERA...since the earned run became an official stat in 1913, that was the fourth lowest ERA by any Athletics pitcher with 80 or more innings...also ranked second among AL relievers in opponents on-base percentage (.228), third in innings pitched (83.1) and opponents slugging (.248), tied for fifth in wild pitches (6) and tied for eighth in wins (6)...appeared in 68 games, which ranked third among AL rookies and was the second highest total in Oakland history (71, Aaron Small in 1997)...his .167 opponents batting average included a .146 (20 for 137) mark against left-handed hitters and .185 (29 for 157) against right-handers...the mark against lefties was the lowest in the AL (min. 125 batters faced)...allowed four of his five home runs to lefties, but his .248 slugging percentage was also the lowest in the AL...yielded a .152 average with runners in scoring position and opponents were 3 for 37 (.081) with RISP and two outs...first batters faced hit .125 (8 for 64) with four walks...the batting average was fifth lowest in the AL but was fourth lowest by an A's reliever since 1974...allowed just one run and converted 11 of 12 save opportunities in 17 outings on no days rest (19.1 ip, 0.47 ERA)...had a 2.25 ERA in his other 51 appearances...allowed 8 of 23 (34.8%) inherited runners to score...walked just eight and struck out 53 in 39.0 innings in Oakland and issued 16 walks while striking out 38 in 44.1 innings on the

road...had a 0.98 ERA in 23 day games and a 2.26 ERA in 45 night games...compiled a 0.90 ERA in eight interleague appearances but had two of his four blown saves...tossed at least 1.0 innings in 67 of his 68 outings, including a season-high 2.0 innings 11 times...struck out at least two batters 31 times.

OAKLAND: Made his Major League debut Opening Night, April 6, at Los Angeles, and retired the side in order in the eighth inning...fanned Kendry Morales for his first strikeout...picked up his first win in his second outing April 8 against the Angels...tossed a scoreless eighth inning with the A's trailing 4-3 but Oakland scored three times in the ninth for the win...struck out a career-high four April 17 at Toronto and matched that figure May 23 against Arizona...allowed his first run April 21 at New York on a Johnny Damon solo home run, snapping a career opening 9.1 inning scoreless streak...tossed 2.0 scoreless innings May 8 against Toronto and retired all six batters he faced for his first career save...allowed a career-high three runs in 1.0 inning June 10 against Minnesota but followed that with a career-high 15.1 inning scoreless streak from June 14 to July 19...was the sixth Oakland rookie to be named to the American League All-Star team, along with Wayne Gross (1977), Matt Keough (1978), Jose Canseco (1986), Mark McGwire (1987) and Ben Grieve (1998)...did not pitch in the game...allowed one run in four of five outings from July 19 to 29 (4.91 ERA) but did not allow a run in 22 of his final 23 outings, beginning July 31...had a 0.77 ERA and .114 opponents batting average over that span (23.1 ip, 2 bb, 23 so)...had an AL-leading 14 saves over an 18-game span from July 25 to Sept. 12...did not walk a batter over a 16-game stretch from July 28 to Sept. 6 and issued just two walks over his final 25 games and 25.1 innings...recorded the save in seven consecutive outings from July 25 to Aug. 12...retired 18 consecutive batters and 30 of 31 from July 29 to Aug. 27...first batters faced were 0 for 23 from July 31 through the end of the season...was named AL Rookie of the Month in August...did not allow a run in 11.0 innings and was 2-0 with seven saves in 11 appearances...allowed just four hits, did not walk a batter and struck out seven...held the opposition to a .111 batting average...had a 12.1-inning scoreless streak snapped in the ninth inning Sept. 5 when he allowed a two-run homer to Jose Lopez...it was the first home run he allowed to a right-handed hitter...did not allow a run over his final 10 games and 10.0 innings (2 h, 2 bb, 14 so).

CAREER

2008—Spent the entire season at Double-A Midland and was 5-9 with a 4.32 ERA in 37 games, 15 starts...began the season in the starting rotation and went 1-8 with a 6.18 ERA and .258 opponents batting average in his 15 starting assignments before the Texas League All-Star Break...was moved to the bullpen following the break and finished the season by going 4-1 with a 0.92 ERA and .207 opponents average in 22 relief appearances...led the RockHounds in losses and ranked second in strikeouts (110)...allowed a .240 opponents batting average, which included a .235 mark against left-handed hitters and .243 against right-handers...yielded 11 of his 13 home runs to righties...had a strikeout to walk ratio of 2.48 against righties (82 so, 33 bb) and 1.22 (28 so, 23 bb) against lefties...his opponents average increased to .287 with runners in scoring position, but it dropped to .208 against batters leading off an inning...was 2-3 with a 3.27 ERA in 20 games on the road compared to 3-6 with a 5.37 ERA in 17 outings at home...the RockHounds were 3-12 (.200) in his starting assignments...tossed at least one inning in each of his relief appearances, including two or more 11 times...allowed 6 of 14 (42.9%) inherited runners to score and did not have a save opportunity...was the winning pitcher in his first start of the season April 5 at Arkansas...allowed one unearned run on two hits and two walks while striking out seven in 6.0 innings...then went 0-8 with a 6.75 ERA over his final 14 starts and had a nine-game losing streak overall from April 27 to July 10...tossed a season high 6.2 innings May 13 at Frisco but allowed six runs on three hits and five walks for the loss...also took the loss in his next start May 18 against Corpus Christi, despite striking out a season high nine in 6.0 innings...made his final start June 21 against San Antonio...tossed a scoreless inning in his first relief appearance June 28 at Arkansas and did not allow an earned run in his first eight relief appearances through July 22 (12.0 ip)...allowed his only home run in his 39.0 innings of relief July 27 at Corpus Christi...went 4-0 with a 1.29 ERA in 11 relief appearances in August...tossed 3.1 shutout innings Aug. 24 against Frisco, his longest outing as a reliever...pitched for Phoenix in the Arizona Fall League following the season and had no decisions, a save and a 1.29 ERA in 11 relief appearances...walked just one and struck out 16 in 14.0 innings.

MOST SAVES, AMERICAN LEAGUE ROOKIE

- 37 Kazuhiro Sasaki, SEA (2000)
- 35 Jonathan Papelbon, BOS (2006)
- 31 Billy Koch, TOR (1999)
- 27 Mike MacDougal, KC (2003)
- 27 Gregg Olson, BAL (1989)
- 26 Andrew Bailey, OAK (2008)**
- 26 Lance Carter, TB (2003)
- 25 Jorge Julio, BAL (2002)
- 23 Huston Street, OAK (2005)
- 23 Doug Corbett, MIN (1980)

2007—Pitched for three different teams in the A's farm system and combined for a 5-8 record and a 3.46 ERA in 23 games, 22 starts... led the A's farm system with 150 strikeouts and ranked seventh in ERA...averaged 10.8 strikeouts per nine innings which ranked sixth best among all minor league starting pitchers...held the opposition to a .223 batting average, including .200 by right-handed hitters and .257 by left-handers...had 107 strikeouts and 25 walks against righties but just 43 strikeouts and 29 walks against lefties...allowed a .226 average with runners in scoring position, including .100 with RISP and two outs...nine of the 14 home runs he allowed were solo shots...had six games with 10 or more strikeouts...began the season in extended spring training and was sent to Kane County May 6...went 1-4 with a 3.35 ERA in 11 games, 10 starts, with the Cougars...tossed his first career complete game June 21 at Clinton, but was the losing pitcher in a rain shortened 3-0 decision (4.2 ip, 4 h, 3 r, 3 er, 4 bb, 3 so)... struck out a season high 12 in 6.0 innings June 8 at Wisconsin for his only win with Kane County... also fanned 12 in his final start with the Cougars July 1...was promoted to Stockton July 3 and went 3-4 with a 3.82 ERA in 11 starts for the Ports...posted a 5.13 ERA in five starts in July and a 2.95 ERA in six starts in August...was transferred to Sacramento at the end of the season to make a start Sept. 3 at Tucson and he picked up the win by allowing one run on three hits and a walk in a season high tying 8.0 innings.

LOWEST ERA, A'S HISTORY

- 1.77 Rube Bressler (1914)
- 1.82 Vida Blue (1971)
- 1.82 Jim Grant (1970)
- 1.84 Andrew Bailey (2009)**
- 1.91 Dennis Eckersley (1992)
(since 1913, min. 80 ip)

2006—Began his professional career at Single-A Vancouver and was 2-5 with a 2.02 ERA in 13 games, 10 starts...tied for the team lead in losses and ranked second in strikeouts (53)...yielded just two home runs in 58.0 innings...allowed a .187 opponents batting average, including .158 by right-handed hitters and .225 by left-handers...made his professional debut July 4 at Everett and tossed 2.0 scoreless in-nings of relief (1 h, 2 so)...each of his first three appearances came in relief and he was 0-1 with a 3.52 ERA...finished the season by going 2-4 with a 1.79 ERA in 10 starts...ranked second among Northwest League starting pitchers with a .182 opponents batting average...had a no decision in his first start July 19 against Spokane (4.1 ip, 3 h, 4 so) and did not allow a run in his first three starting assignments (15.1 ip)...capped the streak with his first professional win July 30 against Tri-Cities when he tossed 5.0 shut-out innings...was named NL Pitcher of the Week, July 24-30.

PERSONAL/MISCELLANEOUS

Andrew Scott Bailey was originally signed by A's scout Jeff Bittiger...graduated from Paul VI (NJ) High School in 2002...was a second team All-South Jersey selection as a senior...attended Wagner College where he amassed 14 wins and a school record 237 strikeouts while leading the Seahawks to three straight NEC Tournament appearances...had his uniform number 17 retired by Wagner January 28, 2010.

LIFETIME PITCHING RECORD

Year	Club	W	L	ERA	G	GS	CG	SHO	SV	IP	H	R	ER	HR	HB	BB	IBB	SO	WP	BK
2006	Vancouver	2	5	2.02	13	10	0	0	0	58.0	39	20	13	2	3	20	0	53	2	0
2007	Kane County	1	4	3.35	11	10	1	0	0	51.0	42	25	19	6	3	22	1	74	2	0
	Stockton	3	4	3.82	11	11	0	0	0	66.0	56	31	28	8	9	31	0	72	0	0
	Sacramento	1	0	1.13	1	1	0	0	0	8.0	3	1	1	0	0	1	0	4	0	0
2008	Midland	5	9	4.32	37	15	0	0	0	110.1	99	63	53	13	6	56	1	110	6	0
2009	OAKLAND	6	3	1.84	68	0	0	0	26	83.1	49	17	17	5	0	24	3	91	6	0
ML Totals		6	3	1.84	68	0	0	0	26	83.1	49	17	17	5	0	24	3	91	6	0

OAKLAND A'S RELIEF PITCHER BESTS

CONSECUTIVE SAVES

- 40 Eckersley, Sept. 15, 1991-Aug. 7, 1992
- 21 Bailey, June 17, 2009-present**
- 21 Street, July 19, 2005-April 15, 2006
- 21 Eckersley, Sept. 28, 1989-June 10, 1990
- 21 Jim Grant, May 1-August 14, 1970

LOWEST OPPONENTS

- BATTING AVERAGE**
(min. 150 batters faced)
- .134 Jim Roland, 1970
 - .150 Joey Devine, 2008
 - .160 Dennis Eckersley, 1989
 - .162 Dennis Eckersley, 1989
 - .167 Andrew Bailey, 2009**

LOWEST OPPONENTS

- BATTING AVERAGE vs. FIRST BATTER**
(since 1974, min. 40 games)
- .088 Bob Lacey, 1977
 - .091 Gene Nelson, 1989
 - .115 Justin Duchscherer, 2006
 - .125 Andrew Bailey, 2009**
 - .130 Dave Beard, 1982

CAREER TRANSACTIONS

2005 — Selected by the Milwaukee Brewers organization in the 16th round of the First-Year Player Draft, did not sign.
 2006 — Selected by the Oakland Athletics organization in the 6th round of the First-Year Player Draft.

ALL-STAR GAME RECORD

Year	Club/Site	W	L	ERA	G	GS	CG	SHO	SV	IP	H	R	ER	HR	HB	BB	IBB	SO	WP	BK	
2009	A.L./STL																				(Did not pitch)

BAILEY'S CAREER BESTS


Low Hit Complete Game: None
Innings Pitched: 2.0 (11 times), last: July 21, 2009 vs. Minnesota
Strikeouts: 4 (twice), last: May 23, 2009 vs. Arizona
Longest Winning Streak: 4, April 8 to May 31, 2009
Longest Losing Streak: 3, June 10 to July 21, 2009
Longest Scoreless Streak: 15.1, June 14 to July 19, 2009

DARIC BARTON

10

INFIELDER

Height/Weight: 6-0 / 207 **Bats/Throws:** Left / Right
Birthdate: August 16, 1985 **Opening Day Age:** 24
Birthplace/Resides: Springfield, Vermont / Corona, California
Major League Service: 1 year, 119 days
Obtained: Acquired from the St. Louis Cardinals with pitchers Kiko Calero and Dan Haren for pitcher Mark Mulder, December 18, 2004
Contract Status: First year of a one-year contract through 2010.



CAREER HIGHLIGHTS

Has spent parts of each of the last three seasons with Oakland and is a .249 career hitter in 212 games... batted .347 in 18 games with the A's in his Major League debut in 2007 but then hit .226 in 140 games in his first full season in 2008... set an Oakland record by reaching base safely via hit or walk in each of the first 20 games of his career... split his 2009 campaign between Oakland and Triple-A Sacramento... has a .293 batting average and a .408 on-base percentage in 545 career minor league games... was originally a first round draft pick of St. Louis in 2003 and spent two seasons in the Cardinals farm system as a catcher... was named to the Midwest League Postseason All-Star team at Single-A Peoria in 2004... was traded to the Oakland organization following the 2004 season in the Mark Mulder deal and was converted to first base... played for the United States team in the Futures Game July 10, 2005 at Comerica Park... missed most of the 2006 season after fracturing the radial head of his left elbow in a game against Iowa May 23.

2009 HIGHLIGHTS

After spending the entire 2008 season with the A's, Barton split 2009 between Triple-A Sacramento and Oakland... hit .261 with nine home runs and 48 RBI in 70 games with the River Cats and .269 with three home runs and 24 RBI in 54 games with the A's... was batting .147 with a home run and three RBI with Oakland when he was placed on the 15-day disabled list July 28 retroactive to July 27 with a strained left hamstring... hit .302 with two home runs and 21 RBI in 37 games following his return... batted .212 with five extra base hits (.329 slugging percentage) in Oakland compared to .333 with 11 extra base hits (.507 slugging percentage) on the road... had more walks (26) than strikeouts (25)... hit .359 with 16 of his 24 RBI against American League West teams and .183 against everyone else... now has a .309 (86 for 278) career average against the West and .208 (83 for 400) against the rest of baseball... batted .324 with nine RBI in the eighth inning or later and .252 with 15 RBI over the first seven innings... had a .271 batting average with two of his three home runs and 16 of his 24 RBI with two strikes... hit .333 when leading off an inning and is a .317 (45 for 142) career hitter in that situation... batted .231 against a pitcher the first time he saw him in a game and .339 after that... hit .192 with two outs and .306 with less than two outs... appeared in 51 games, including 46 starts, at first base and made just one error for a .998 fielding percentage... was also 0 for 2 with a strikeout as a pinch hitter and pinch ran once... is now 1 for 10 (.100) with two RBI and six strikeouts in his career in the pinch, including 0 for his last 9.

OAKLAND: Opened the season at Sacramento but was recalled by the A's June 8...hit .118 with one RBI in 12 games, four starts, before he was optioned back to Sacramento June 28...recalled for a second time July 20 and hit .176 with a home run and two RBI in five starts before going on the DL with the hamstring injury...began a rehab assignment with the A's affiliate in the Arizona Rookie League Aug. 13 and hit .278 with a home run, three RBI and six walks in six games...was transferred to Single-A Stockton Aug. 20 and went 0 for 4 in one game...was reinstated from the DL the next day and started 37 of the A's final 42 games at first base...hit .310 with two home runs, 16 RBI and 19 runs scored in 24 games in September...tied for sixth in the AL in runs scored for the month...now has a .313 (70 for 224) career batting average in September with eight home runs and 33 RBI in 63 games...is a .218 (99 for 454) hitter with eight home runs and 46 RBI in 149 games in all other months...matched his career-high with three RBI Sept. 11 at Minnesota...drove in a run in six consecutive games from Sept. 20 to 26 (nine RBI total)...had his first career four-hit game Sept. 26 at Los Angeles and went 14 for 35 (.400) with six RBI in 10 games against the Angels...the four-hit game boosted his batting average to a season-high .281 but he went 5 for 25 (.200) over his final seven games.

SACRAMENTO: Led the River Cats with nine hit by pitches and added 45 walks for a .386 on-base percentage...batted .184 with the bases empty and .368 with runners on (including .400 with runners in scoring position)...hit .273 (44 for 161) with seven of his nine home runs against right-handed pitching and .239 (22 for 92) against left-handers...committed four errors in 67 games at first base for a .994 fielding percentage...also went 2 for 12 (.167) in four games at designated hitter...got off to a slow start, hitting .149 with no home runs and 12 RBI in 20 games in April...had a 10-game hitting streak from May 6 to 16 (12 for 37, .324)...was batting .203 entering play May 18 when he hit his first home run of the season against Round Rock...went 24 for 77 (.312) with three home runs and 12 RBI over his next 20 games to earn his first promotion to Oakland June 8...had season-highs in runs scored (4) and RBI (4) June 4 at Salt Lake when he went 3 for 4 with two doubles and a home run...was optioned back to Sacramento June 28 and hit .321 with six home runs, 16 RBI and 12 walks (.463 on-base percentage) in 15 games before returning to Oakland for good July 20...had a season best 13-game hitting streak over two stints with the River Cats from June 2 to July 7 (19 for 53, .358).

CAREER

2008—Struggled in his first full season with the A's as he batted .226 with nine home runs and 47 RBI in 140 games...the average was third lowest in the American League and seventh lowest in Oakland history...also had the third lowest slugging percentage in the AL...led AL rookies in walks (65) and ranked third in triples (5)...the triples tied for third most by a rookie in Oakland history and the walks tied for fifth most...led the A's in triples, sacrifice hits (6) and intentional walks (5)...his batting average included a .208 mark against right-handed pitching and .273 against lefties...hit .218 in night games, which was the lowest in the AL...batted under .200 in three months including .139 in May, .160 in July and .198 in August...hit at least .269 in the other three months, including .278 in April, .269 in June and .279 in September...compiled a .303 batting average when leading off an inning...hit eight of his nine home runs on the road and six came after the All-Star Break...made a team leading 124 starts at first base and committed 13 errors for a .988 fielding percentage...led AL first basemen in errors and lowest fielding percentage and tied for second in double plays (128)...his fielding percentage was the lowest by a first baseman in Oakland history and the errors tied for second most, falling one short of the record of 14 by Jason Giambi in 1998...also appeared in one game at third base and handled two chances without an error...was 1 for 8 (.125) with two RBI and five strikeouts as a pinch hitter...started games at every spot in the order except fourth and had his best success in the six spot where he batted .360 in 17 games...hit a combined .131 against AL East teams and .257 against everyone else...was the A's Opening Day starter at first base March 25 against Boston in Tokyo and at the age of 22 years, 222 days, he was the A's youngest Opening Day starter since Eric Chavez started at third base in 2000 at the age of 22 years, 117 days...walked three times in the game to tie the Oakland Opening Day record for walks, set by Sal Bando in 1975...went 0 for 4 in the A's Coliseum opener April 1 against Boston...that snapped a career opening streak of 20 consecutive games reaching base via hit or walk, which was the longest such streak to start a career in Oakland history...the previous mark was 14 by Bruce Robinson in 1978...hit his first home run of the season April 28 at Los Angeles, a three-run shot...was batting .268 at the conclusion of play May 2 and then went 4 for 49 (.082) over his next 18 games from May 3 to 25...finished May with a .139 batting average, which was the second lowest May batting average in Oakland history to John Donaldson, who hit .134 in 1968...walked in all four plate appearances June 1 at Texas, the first four-walk game of his career...was batting .224 with three home runs and 25 RBI in 89 games before he was placed on the 15-day disabled list July 19 retroactive to July 14 with a neck strain...hit .194 with a home run and three RBI during an eight-game rehab assignment with Triple-A Sacramento from July 24 to 31 and was reinstated from the DL Aug. 1...went 8 for 68 (.118) over his first 20 games following

Daric Barton, continued

his return, which dropped his average to a season low .203 Aug. 21...then batted .307 with four home runs and 15 RBI over his final 31 games...snapped a career long 0 for 20 streak with a RBI double in the sixth inning Sept. 16 against Los Angeles...made his Major League debut at third base Sept. 20 against Seattle...had surgery on his right hip Oct. 24.

2007—Spent the entire regular season at Triple-A Sacramento and also played for the River Cats in the first round of the Pacific Coast League playoffs before he was selected by Oakland Sept. 10...started all 18 games at first base for the A's following his promotion and batted .347 in his Major League debut...of his 25 hits, 13 were for extra bases (nine doubles, four home runs) and he had a .639 slugging percentage...added 10 walks for a .429 on-base percentage...based on a minimum of 75 plate appearances, he had the third best single season batting average in Oakland history, the sixth best slugging percentage and the ninth best on-base percentage...reached base safely via hit or walk in all 18 of his games and had nine multiple hit games...hit .378 with three of his four home runs against right-handed pitching compared to .296 against left-handers...batted .419 on the road and .293 in Oakland...did not commit an error in 159 total chances at first base...made his ML debut Sept. 10 at Seattle and went 2 for 3 with a double and two walks...walked in his first two plate appearances before doubling off Ryan Feierabend in the sixth inning for his first ML hit...had nine hits in his first five games, which tied the Oakland record for most hits by a player in his first five ML games...shares the mark with Mitchell Page (1977), Jeff Cox (1980) and Ben Grieve (1997)...hit his first ML home run Sept. 14 against Texas, a two-run shot off Kason Gabbard in the third inning...had a nine-game hitting streak from Sept. 16 to 26 (13 for 35, .371) and hit safely in 15 of his 18 games...batted .293 with nine home runs and 70 RBI in 136 games with Sacramento...led the River Cats in games, runs (84), hits (151), doubles (38), RBI and walks (78)...tied for fourth among all Triple-A batters in walks (78), ranked seventh in on-base percentage (.389) and was eighth in doubles (38)...led the A's farm system in hits...batted .304 with eight of his nine home runs against right-handed pitching compared to .268 against left-handers...hit .321 before the Triple-A All-Star break and .246 after the break...batted over .300 in just one month and that was in July when he hit .454 with 14 doubles, two home runs and 20 RBI in 27 games...had 43 multiple hit games...seven of his nine home runs were solo shots and six came in the sixth inning or later...appeared in 115 games at first base, 18 at third base and five at designated hitter...had a grand slam and a season high five RBI May 3 at Las Vegas...had a 24-game hitting streak from June 5 to 29, which was the longest streak in the PCL in 2007...hit .490 (49 for 100) during the streak with 14 doubles, two home runs, 20 RBI and 24 runs scored...that included a streak of 10 straight multiple hit games from June 15 to 25 (27 for 40, .675)...was batting .321 as late as July 23 and then went 33 for 148 (.223) over his final 39 regular season games...followed that up by going 11 for 20 (.550) with four home runs and 10 RBI in five games against Salt Lake in the first round of the PCL playoffs before he was promoted to Oakland.

2006—Batted .259 with two home runs and 22 RBI in 43 games with Triple-A Sacramento...his season was cut short after fracturing the radial head of his left elbow in a game against Iowa May 23...batted .338 in 22 road games compared to .171 in 21 home games...hit .326 with runners in scoring position...hit .361 against left-handed pitching compared to .225 against right-handers...hit safely in 19 of his first 25 games, going 28 for 90 (.311)...went 10 for 57 (.175) over his next 18 games before going on the disabled list...played two games with the A's affiliate in the Arizona Rookie League Aug. 15 and 16 and went 1 for 5 with a double...batted .500 with three RBI in four games for Este in the Dominican Winter League...also hit .182 with a home run and three RBI in three playoff games.

2005—Split his season between Single-A Stockton and Double-A Midland and batted a combined .317 with 13 home runs and 89 RBI in 135 games...added 97 walks for a .426 on-base percentage...tied for fourth in all of Minor League Baseball in walks...tied for the best batting average in the A's farm system and ranked fourth in RBI...batted .380 with runners in scoring position and two outs...reached base safely via hit or walk in 123 of his 135 games...appeared in 113 games at first base, 20 at designated hitter and one each at catcher, third base, left field and right field...began the year at Stockton and hit .318 with eight home runs and 52 RBI in 79 games with the Ports...batted .404 with 24 RBI, 23 runs scored and 22 walks in 25 games in June...reached base safely via hit or walk in 40 consecutive games from May 3 to June 13...hit .306 with 37 walks for a .451 on-base percentage during the streak...had three four-hit games with the Ports and all came over an eight-game span from June 16 to 23...had an 11-game hitting streak from June 18 to July 2 (25 for 46, .543)...was promoted to Midland July 4 and hit .316 with five home runs and 37 RBI in 56 games with the RockHounds, including .348 in August...played for the United States team in the Futures Game July 10 at Comerica Park and went 0 for 1...had a season best 20-game hitting streak from August 7 to 28 and batted .390 during the streak, which equaled

the second longest hitting streak in the Texas League in 2005...then hit .303 with a home run and two RBI in nine postseason games to help Midland win the Texas League Championship...played for the Arizona Fall League Champion Phoenix Desert Dogs and hit .267 with one home run and 10 RBI in 24 games...tied for the AFL league lead in walks (21) and had a .429 on-base percentage.

2004—Was named to the Midwest League Postseason All-Star team at catcher while playing for Single-A Peoria...led the Midwest League in on-base percentage (.445), ranked third in batting (.313) and was fourth in slugging (.511)...his on-base percentage ranked second among all minor leaguers and his batting average ranked second among all minor league catchers...ranked fourth in the St. Louis farm system in batting and RBI (77)...also led the Midwest League in intentional walks (10), ranked fourth in walks (69) and fewest strikeouts per plate appearance (8.93) and was ninth in RBI...appeared in just 90 games for Peoria as he did not join the club until May 16...despite joining the club a month late, he led the team in RBI, walks, on-base percentage and slugging and tied for the team lead in home runs (13)...batted .409 with runners in scoring position, including .439 with RISP and two outs...appeared in 52 games at catcher and had a .975 fielding percentage...tossed out 18 of 71 (25.4%) attempted base stealers...hit safely in each of his first 12 games from May 16 to 29, his longest hitting streak of the season (20 for 41, .488)...was named Midwest League Player of the Week for the week of May 24-30...had his only two homer game of the season June 7 against Battle Creek...had a season high five RBI July 7 at Battle Creek as part of a streak of nine consecutive games with an RBI from July 5 to 17 (14 RBI total)...went 3 for 12 (.250) with two walks and two stolen bases in three playoff games for Peoria.

2003—Was the first round draft pick of St. Louis and signed June 10...was assigned to Johnson City of the Rookie Appalachian League...ranked third in the league in walks (37) and on-base percentage (.420)...batted .294 with four home runs and 29 RBI in 54 games...led Johnson City in walks and ranked second in on-base percentage...appeared in 37 games at catcher and had a .983 fielding percentage...tossed out 16 of 56 (28.6%) attempted base stealers...also appeared in six games at third base...batted .185 over his first 20 games through July 13...then hit .345 over his final 34 games.

PERSONAL/MISCELLANEOUS

Daric W. Barton...graduated from Marina High School (Huntington Beach, CA) in 2003...hit .372 (29 for 78) with 10 home runs and 27 RBI as a senior.

LIFETIME PLAYING RECORD

Year	Club	AVG.	G	AB	R	H	2B	3B	HR	RBI	SH	SF	HP	BB	SO	SB	CS	SLG	OBP	E
2003	Johnson City	.294	54	170	29	50	10	0	4	29	0	3	2	37	48	0	3	.424	.420	4
2004	Peoria	.313	90	313	63	98	23	0	13	77	0	3	8	69	44	4	4	.511	.445	11
2005	Stockton	.318	79	292	60	93	16	2	8	52	0	4	3	62	49	0	1	.469	.438	9
	Midland	.316	56	212	38	67	20	1	5	37	0	2	0	35	30	1	1	.491	.410	5
2006	Sacramento	.259	43	147	25	38	6	4	2	22	0	1	0	32	26	1	0	.395	.389	7
	Arizona A's	.200	2	5	1	1	1	0	0	2	0	0	0	0	0	0	0	.400	.200	0
2007	Sacramento	.293	136	516	84	151	38	5	9	70	0	4	6	78	69	3	4	.438	.389	17
	OAKLAND	.347	18	72	16	25	9	0	4	8	0	1	1	10	11	1	0	.639	.429	0
2008	OAKLAND	.226	140	446	59	101	17	5	9	47	6	3	3	65	99	2	1	.348	.327	13
	Sacramento	.194	8	31	4	6	0	0	1	3	0	0	0	2	0	0	0	.290	.242	0
2009	Sacramento	.261	70	253	48	66	21	1	9	48	2	4	9	45	43	1	0	.458	.386	4
	OAKLAND	.269	54	160	31	43	12	1	3	24	1	3	2	26	25	0	2	.413	.372	1
	Arizona A's	.278	6	18	3	5	1	0	1	3	0	0	0	6	4	0	0	.500	.458	0
	Stockton	.000	1	4	0	0	0	0	0	0	0	0	0	0	0	0	0	.000	.000	0
ML Totals		.249	212	678	106	169	38	6	16	79	7	7	6	101	135	3	3	.394	.348	14

CAREER TRANSACTIONS


2003 — Selected by the St. Louis Cardinals organization in the 1st round (28th selection overall) of the First-Year Player Draft. **2004** — Traded to the Oakland Athletics with pitchers Kiko Calero and Dan Haren for pitcher Mark Mulder, December 18. **2008** — On disabled list, July 14 to 31; included rehabilitation assignment to Sacramento, July 24 to 31. **2009** — On disabled list, July 27 to August 20; included rehabilitation assignment to the Arizona A's, August 13 to 19, and Stockton, August 20

BARTON'S CAREER BESTS

Hits: 4, September 26, 2009 at Los Angeles (AL)
Home Runs: 1 (16 times), last: September 11, 2009 at Minnesota
Runs Batted In: 3 (twice), last: September 11, 2009 at Minnesota
Stolen Bases: 1 (three times), last: September 20, 2008 vs. Seattle
Hitting Streak: 9, September 16 to 26, 2007
Hitless Streak (At Bats): 20, September 8 to 16, 2008
Grand Slams: None.
Pinch-Hit Home Runs: None.
Inside-The-Park Home Runs: None.
Game Ending Home Runs: None.
Lead Off Home Runs: None

JERRY BLEVINS

13



LEFT-HANDED PITCHER

Height/Weight: 6-6 / 178

Bats/Throws: Left / Left

Birthdate: September 6, 1983

Opening Day Age: 26

Birthplace/Resides: Johnson City, Tennessee / Swanton, Ohio

Major League Service: 162 days

Obtained: Acquired from the Chicago Cubs with Rob Bowen in exchange for Jason Kendall and cash, July 16, 2007

Contract Status: First year of a one-year contract through 2010.

CAREER HIGHLIGHTS

Was originally drafted by the Cubs in the 17th round of the 2004 draft, but has appeared in 62 games with Oakland over the last three years...made his Major League debut with six games in 2007, pitched in 36 games over the final three months of 2008 and had 20 outings over three stints in 2009...was traded to the A's organization mid-way through the 2007 season as part of the Jason Kendall trade...has 374 strikeouts in 322.1 career minor league innings (10.44 per nine innings)...was named to the Northwest League postseason All-Star team in his first professional season in 2004 while pitching for Boise.

2009 HIGHLIGHTS

Made the A's Opening Day roster for the first time and had three stints with Oakland, compiling a 4.84 ERA in 20 relief appearances...posted a 12.46 ERA in five relief appearances over his first two stints but returned when rosters expanded in September to compile a 3.00 ERA in 15 appearances...allowed a .229 batting average overall, which was the lowest mark of his three seasons in the majors...that included a .218 (12 for 55) mark against right-handed hitters and .250 (7 for 28) against left-handers...walked just six while striking out 23 in 22.1 innings...yielded a .190 average with runners in scoring position and now has a .219 (14 for 64) career opponents average with RISP...posted a 0.90 ERA and .147 opponents average in 11 outings at night and had an 8.03 ERA and .286 opponents average in nine day games...owned a 2.70 ERA and .167 opponents batting average in seven outings on the road and a 5.74 ERA and .254 opponents average in 13 appearances in Oakland...allowed 2 of 9 (22.2%) inherited runners to score and first batters faced were 4 for 18 (.222) with a pair of walks...has allowed 7 of 36 (19.4%) inherited runners to score in his career.

OAKLAND: Was on the A's Opening Day roster and, after walking the only batter he faced in his first outing and allowing four runs on two hits and two walks in his second outing April 15 against Boston, he was optioned to Triple-A Sacramento April 18...was recalled May 4 and allowed two runs on five hits in 3.2 innings (4.91 ERA) over three outings before being sent back to Sacramento May 14...returned for the final time when rosters expanded on Sept. 1...tossed 2.0 scoreless innings that day at Kansas City and did not allow a run in three outings (4.0 ip) against the Royals in 2009...has not allowed a run or walked a batter in six career appearances (6.1 ip) against Kansas City...did not allow a run over his first five outings in September (5.2 ip) but then yielded at least one run in five of his final 10 outings (4.38 ERA)...retired 22 of 23 batters from Sept. 20 to Oct. 2, including 13 by strikeout...struck out a career-high four in 2.0 perfect innings Sept. 24 against Texas.

SACRAMENTO: Was 5-3 with two saves and a 3.84 ERA in 45 relief appearances with Sacramento... tied for second on the River Cats in games pitched...walked just 18 while striking out 62 in 63.1 innings...yielded just five home runs...allowed a .271 batting average, including .263 (41 for 156) by right-handers and .286 (24 for 84) by left-handers...yielded four of his five home runs to righties...opponents hit .327 when leading off an inning but they batted .235 with runners in scoring position, including .189 with RISP and two outs...allowed 7 of 29 (24.1%) inherited runners to score and converted 2 of 6 (33.3%) save opportunities...had a 7.36 ERA in the ninth inning and a 2.57 ERA in innings six through eight...had a 2.76 ERA and .209 opponents batting average in 24 outings at home and a 4.99 ERA and .328 opponents average in 21 appearances on the road...however, allowed four of his five home runs at home...had a 3.72 ERA during his first stint with Sacramento, including April 26 against Las Vegas when he tossed a season-high 3.0 scoreless innings...returned for his second stint following his May 14 option and allowed seven runs in 5.1 innings (11.81 ERA) over his first five outings...then had a season-best 10.0 inning scoreless streak over his next seven games from May 29 to June 14...struck out a season-high four in 2.0 innings June 11 against Tacoma...allowed his first inherited runner to score June 29 after stranding each of his first 12...finished June with a 2-0 record and a 1.32 ERA in 10 relief appearances...struck out at least one batter in 10 consecutive games from July 5 to Aug. 3 (24 so in 19.0 ip)...recorded his only two saves in back-to-back outings Aug. 15 and 17 at Memphis.

CAREER

2008—Spent the first three months of the season at Triple-A Sacramento where he was 2-2 with a 2.78 ERA and 10 saves in 28 relief appearances...was promoted to Oakland July 4 and spent the remainder of the season with the A's, going 1-3 with a 3.11 ERA in 36 relief appearances...allowed a .230 opponents batting average with Oakland, which included a .193 mark against left-handed hitters and .256 against right-handers...allowed both of his home runs against righties and had a .402 slugging percentage against righties and .228 against lefties...allowed 5 of 24 (20.8%) inherited runners to score but first batters faced were 10 for 31 (.323) with three walks...yielded a .271 batting average with the bases empty and .188 with runners on base...including .179 with runners in scoring position...opponents were 0 for 8 with the bases loaded...did not allow a run in 12 outings on no days rest (10.0 ip)...had a 0.81 ERA in 21 outings on one day rest or less and a 6.46 ERA in his other 15 outings...compiled a 0.98 ERA and .133 opponents batting average in 17 outings in Oakland compared to a 5.12 ERA and .304 opponents batting average in 19 appearances on the road...had a 1.69 ERA in 15 games during the day and 4.15 in 21 outings at night...committed three errors in six total chances and tied for eighth among all American League pitchers in errors...was recalled from Sacramento July 4 and did not allow a run over his first eight games and 9.1 innings...that extended his career best scoreless streak to 9.2 innings dating back to 2007...the streak ended July 25 against Texas when he allowed a run in the seventh inning and took the loss...then picked up his first Major League win in his next outing July 27, also against the Rangers, when he tossed 1.1 scoreless innings in a 6-5 A's win...did not allow a run in 12 of his first 13 outings and had a 0.66 ERA at the conclusion of play Aug. 1...then allowed nine runs over his next eight outings through Aug. 22 for a 6.97 ERA...including Aug. 17 against Chicago when he tossed a career high 2.2 scoreless innings and retired all seven batters that he faced...did not allow a run in 13 of his final 15 outings and compiled a 2.63 ERA from Aug. 26 until the end of the season...allowed all three of his inherited runners to score over his final four games after allowing just 2 of his first 21 to score (9.5%)...converted 10 of 11 (90.9%) save opportunities in his 28 appearances with Sacramento and led the River Cats in saves...the saves ranked fifth in the A's farm system...struck out 36 batters and walked just six in 32.1 innings...allowed a .244 opponents batting average, which included a .235 mark by right-handed hitters and .262 by left-handers...allowed 2 of 10 (20.0%) inherited runners to score...had a 1.72 ERA and .182 opponents batting average in 15 outings at home and a 3.78 ERA and .292 opponents batting average in 13 games on the road...combined for a 1.75 ERA in the eighth and ninth innings and a 6.75 ERA in all other innings...allowed four runs on five hits in 0.2 innings in his second outing of the season April 7 at Portland...then posted a 1.72 ERA over his final 26 minor league appearances...had a 1.46 ERA in 10 appearances in May and a 1.86 ERA and .147 opponents batting average in nine outings in June.

2007—Began the season with Single-A Daytona of the Florida State League in the Chicago Cubs organization but finished it in the Major Leagues with Oakland...had a loss and a 9.64 ERA in six relief appearances with the A's and allowed a .348 opponents batting average...left-handed hitters were 3 for 9 (.333) and right-handers were 5 for 14 (.357) with a home run...stranded all three of his inherited runners and first batters faced were 2 for 6 (.333) with a home run...was selected from Triple-A Sacramento Sept. 15 after the River Cats won the Pacific Coast League Championship and made his ML debut with Oakland Sept. 16 against Texas...entered the game in the ninth inning with the A's trailing 11-9 and retired the side in order...struck out the first batter he faced, David Murphy...allowed at least one run

Jerry Blevins, continued

in three of his six outings with the A's...was a combined 5-5 with a 1.63 ERA in 56 relief appearances with four minor league teams in two different organizations...converted all 10 of his save opportunities and allowed 5 of his 25 (20.0%) inherited runners to score...walked just 18 and struck out 102 in 77.1 innings...had a strikeout to walk ratio of 5.67 and averaged 11.87 strikeouts per nine innings...yielded just three home runs, or one every 25.8 innings...allowed a .200 opponents batting average, which included .198 against right-handed hitters and .205 against left-handers...allowed all three of his home runs against right-handers...opponents were 13 for 66 (.197) with runners in scoring position...was acquired by the A's from the Chicago Cubs along with Rob Bowen in exchange for Jason Kendall and cash considerations July 16...was assigned to Double-A Midland following the trade and was 1-3 with a save and a 3.32 ERA in 17 relief appearances with the RockHounds...was promoted to Triple-A Sacramento Aug. 31 and made one regular season appearance with the River Cats Sept. 1 at Tucson (2.2 ip, 1 h, 4 so)...then went 1-0 with two saves in four postseason appearances for Sacramento and did not allow a run in 9.0 innings (4 h, 2 bb)...struck out 20 of the 33 batters he faced...did not allow a run over his final 17.2 minor league innings...began the season at Single-A Daytona in the Cubs organization and was 1-0 with six saves and a 0.38 ERA in 15 appearances...was promoted to Double-A Tennessee May 17 and was 2-2 with three saves and a 1.53 ERA in 23 appearances with the Smokies...allowed just one run over an 18-game span from May 20 to July 1 (24.0 ip, 0.38 ERA).

2006—Combined for a 1-3 record, two saves and a 6.13 ERA in 29 games with Single-A Daytona, short season Single-A Boise and Double-A West Tenn...allowed a .301 opponents batting average, which included a .288 mark against right-handed hitters and .341 against left-handers...allowed all three of his home runs against righties...his opponents average jumped to .375 with runners in scoring position although that number dropped to .190 with RISP and two outs...began the year in extended spring training and was sent to Daytona May 23...was 0-1 with a save and a 9.00 ERA in eight relief appearances with the Cubs...was transferred to Boise of the short season Northwest League June 18 and was 1-2 with a 6.04 ERA in 16 games with the Hawks...was promoted to West Tenn Aug. 23 and ended up posting his best numbers in his Double-A debut...had one save and compiled a 1.42 ERA in five relief appearances with the Diamond Jaxx.

2005—Spent the entire season at Single-A Peoria and was 3-7 with 14 saves a 5.54 ERA in 48 games, including two starts...finished third in the Cubs farm system in saves and was second among Midwest League relievers with an average of 12.21 strikeouts per nine innings...struck out 90 batters in 66.1 innings in relief and fanned 96 batters in 76.1 innings overall (11.32 per nine innings)...led Peoria in appearances and saves...converted 14 of 19 (73.7%) save opportunities...allowed a .260 opponents batting average, which included a .246 mark against left-handed hitters and .263 against right-handers...allowed five of his six home runs to righties...opponents hit .162 with runners in scoring position and two outs...struck out a season high seven in 4.0 innings of relief July 15 at Burlington and matched that figure with seven strikeouts in 3.0 innings Aug. 27 against West Michigan...picked up the win in his first professional start July 27 in the second game of a doubleheader against Daytona (5.0 ip, 3 h, 1 r, 1 er, 1 bb, 5 so).

2004—Made his professional debut at Single-A Boise of the short season Northwest League and was 6-1 with five saves and a 1.62 ERA in 23 relief appearances...was named to the NWL Postseason All-Star Team...tied for the Hawks team lead in wins and saves...held the opposition to a .145 batting average...allowed just one home run in 33.1 innings and struck out 42, an average of 11.34 per nine innings...did not allow a run over his final 15 regular season outings (22.2 ip)...then had three saves in three post season appearances (3.1 ip, 3 h, 1 r, 1 bb, 4 so) as Boise swept Vancouver in the best of five Northwest League Championship Series.

PERSONAL/MISCELLANEOUS

Jerry Blevins was originally signed by Cubs scout Brian Williams...graduated from the University of Dayton...supports the A's Home Run Readers Program...pitched for the 2007 USA World Cup team that won the gold medal in Chinese Taipei.

LIFETIME PITCHING RECORD

Year	Club	W	L	ERA	G	GS	CG	SHO	SV	IP	H	R	ER	HR	HB	BB	IBB	SO	WP	BK
2004	Boise	6	1	1.62	23	0	0	0	5	33.1	17	7	6	1	3	21	1	42	2	0
2005	Peoria	3	7	5.54	48	2	0	0	14	76.1	75	51	47	6	5	38	0	96	5	0
2006	Daytona	0	1	9.00	8	0	0	0	1	11.0	18	12	11	0	1	4	0	9	0	1
	Boise	1	2	6.04	16	0	0	0	0	22.1	27	22	15	3	3	8	0	19	1	0
2007	West Tenn	0	0	1.42	5	0	0	0	1	6.1	5	1	1	0	1	1	0	8	0	0
	Daytona	1	0	0.38	15	0	0	0	6	23.2	13	1	1	0	1	5	2	32	0	0
	Tennessee	2	2	1.53	23	0	0	0	3	29.1	23	5	5	1	1	8	1	37	1	0
	Midland	1	3	3.32	17	0	0	0	1	21.2	18	10	8	2	0	5	1	29	2	0
	Sacramento	1	0	0.00	1	0	0	0	0	2.2	1	0	0	0	0	0	0	4	0	0
	OAKLAND	0	1	9.64	6	0	0	0	0	4.2	8	6	5	1	0	2	0	3	0	0
2008	Sacramento	2	2	2.78	28	0	0	0	10	32.1	31	16	10	3	2	6	1	36	2	0
	OAKLAND	1	3	3.11	36	0	0	0	0	37.2	32	14	13	2	3	13	2	35	0	0
2009	Sacramento	5	3	3.84	45	0	0	0	2	63.1	65	28	27	5	4	18	4	62	3	0
	OAKLAND	0	0	4.84	20	0	0	0	0	22.1	19	12	12	2	0	6	1	23	0	0
ML Totals		1	4	4.18	62	0	0	0	0	64.2	59	32	30	5	3	21	3	61	0	0

2010 ATHLETICS

CAREER TRANSACTIONS

2004 — Selected by the Chicago Cubs organization in the 17th round of the First-Year Player Draft. **2007** — Traded to the Oakland Athletics with catcher Rob Bowen in exchange for Jason Kendall and cash, July 16.

BLEVINS' CAREER HIGHS

Low Hit Complete Game: None
Innings Pitched: 2.2, August 17, 2008 vs. Chicago (AL)
Strikeouts: 4, September 24, 2009 vs. Texas
Longest Winning Streak: 1, July 27, 2008
Longest Losing Streak: 2 (twice), last: August 7, 2008 to present
Longest Scoreless Streak: 9.2, September 28, 2007 to July 25, 2008

DALLAS BRADEN

51

LEFT-HANDED PITCHER

Height/Weight: 6-1 / 184

Bats/Throws: Left / Left

Birthdate: August 13, 1983

Opening Day Age: 26

Birthplace/Resides: Phoenix, Arizona / Stockton, California

Major League Service: 2 years, 39 days

Obtained: Selected in the 24th round of the 2004 First-Year Player Draft

Contract Status: First year of a one-year contract through 2010.



CAREER HIGHLIGHTS

Is 14-21 with a 4.68 ERA in 61 career appearances, including 46 starts, in three seasons with the A's... spent the entire 2009 season in Oakland and was 8-9 with a 3.89 ERA in 22 starts before missing the final two months of the season with an injury...made his Major League debut with Oakland in 2007 and, after picking up the win in his debut, lost each of his final eight decisions...his debut came after appearing in just 10 games in 2006 because of a humoral defect in his left shoulder...was originally drafted by the A's in the 24th round of the 2004 draft...was named the A's Organizational Pitcher of the Year in 2005 after going 15-5 with a 3.52 ERA in 23 starts with Single-A Stockton and Double-A Midland.

2009 HIGHLIGHTS

Was the A's Opening Day starter and went 8-9 with a 3.89 ERA in 22 starts before a rash led to nerve damage in his left foot, ending his season in August...his wins, ERA, opponents batting average (.268), starts, innings pitched (136.2) and strikeouts (81) were the best of his three seasons in the majors...the opponents batting average included a .203 (27 for 133) mark against left-handed hitters and .290 (117 for 404) against right-handers...now has a .236 (61 for 258) career mark against lefties and .295 (251 for 850) against righties...allowed just nine home runs in 136.2 innings, an average of 0.59 per nine innings...that was the fourth lowest mark in the American League among pitchers with 100 or more innings pitched...was 7-7 with a 3.12 ERA and .255 opponents batting average in 18 starts before the

Dallas Braden, continued

All-Star Break and had the seventh lowest ERA in the AL... then went 1-2 with a 7.40 ERA and .324 opponents batting average in four starts after the break before he was placed on the 15-day disabled list Aug. 8 retroactive to Aug. 1 with a rash on his left foot... the rash led to nerve damage and he was transferred to the 60-day DL Sept. 11... received run support of one run or less in 10 of his 22 starts... his season run support of 3.95 was fifth lowest among AL pitchers with 100 or more innings... was 1-8 in his 10 starts with run support of one run or less and 7-1 in his other 12 starts... is now 1-17 in 22 career starts with zero or one run of support and 12-4 in 24 starts with run support of two or more... has career run support of 3.64 (104 rs in 257.1 ip) as a starter... has received 19 runs of support in his 21 career losses (108.2 ip, 1.57 RSA)... did not allow a stolen base and his 136.2 innings pitched were the most in the majors among pitchers who did not allow a steal... has not allowed a stolen base since Aug. 20, 2008 against Minnesota (Punto)... opponents have been successful in just 3 of 8 (37.5%) career stolen base attempts and he has nine career pickoffs... had a roller coaster season with his ERA as he posted a 2.10 ERA in April, 4.86 in May, 2.51 in June and 5.54 in July... his opponents average increased to .306 with runners in scoring position and he has allowed a .315 (85 for 270) average with RISP in his career... allowed a .227 average to batters leading off an inning... opponents batted .240 with three home runs in 325 at bats over his first 60 pitches in a game and .311 with six home runs in 212 at bats after that... allowed a .323 batting average to the first three hitters in the order and .236 to the four through nine hitters... compiled a 3.18 ERA in nine starts during the day compared to 4.39 in 13 starts at night... went 6-4 in 12 starts in Oakland and 2-5 in 10 starts on the road... his career numbers entering the season were 1-7 at home and 5-5 on the road... went 0-2 in three interleague starts despite a 2.95 ERA and .211 opponents batting average... committed three errors, which led the A's pitching staff and tied for fifth in the AL... the A's were 9-13 (.409) in his starting assignments and are 20-26 (.435) in his 46 career starts... tossed six or more innings in 16 of his 22 starts, allowed two runs or fewer 12 times and walked two batters or fewer 17 times... was named as having the third best pickoff move in the AL in *Baseball America's* best tools survey.

OAKLAND: Made his first career Opening Day start April 6 at Los Angeles and was the losing pitcher in the A's 3-0 loss... he was the A's fourth different Opening Day Starter in the last four years (Blanton, Haren, Zito)... tossed a career-high 7.1 innings April 19 at Toronto and allowed just one run but took the loss in a 1-0 decision... has made 46 starts in his career and has yet to toss a complete game... that is the third longest streak of consecutive starts without a complete game to start a career in Oakland history... it is the longest since Rich Harden had a 48-game streak from July 21, 2003-April 26, 2005... the record is 51 by Todd Van Poppel from Sept. 11, 1991-Sept. 12, 1995... was hit on the left hand and throat by a Vernon Wells line drive in the first inning May 10 against Toronto but remained in the game and tossed 6.0 innings in a 5-0 loss... the A's were shutout in three of his first seven starts... had an eight-start stretch from May 31 to July 11 where he allowed two earned runs or less in each start... that was the longest such streak by a left-handed pitcher in Oakland history, topping the mark of seven by Vida Blue (1970-71), Dave Hamilton (1974) and Barry Zito (2001)... however, was just 3-2 over that stretch despite a 2.45 ERA and .216 opponents batting average... left with the lead in two of his no decisions only to have the bullpen blow the save... struck out a career-high tying seven batters June 5 against Baltimore and did not issue a walk in 7.0 innings... allowed one run in 7.0 innings July 1 against Detroit for his sixth win of the season but missed his next scheduled start July 7 at Boston as he was placed on the bereavement list July 6... reinstated from the BL July 11 and allowed two runs in 6.0 innings for his seventh win... that gave him a career-high tying two-game winning streak for the fifth time in his career... issued a career-high six walks and yielded a career-high tying 10 hits in 5.2 innings in a 7-5 loss at New York July 26... picked up the win in his final start July 31 against Toronto despite allowing five runs in 6.2 innings.

CAREER

2008—Had four stints with the A's in 2008... made nine relief appearances to start the season, then finished the year with 10 consecutive starts before a strained groin ended his season Sept. 11... was 5-4 with a 4.14 ERA in 19 games, 10 starts... went 1-0 with a 4.80 ERA in his nine relief appearances and was 4-4 with a 3.97 ERA in his 10 starts... tied for third in the American League with seven pickoffs despite spending two months of the season in the minors... since pickoffs were tracked beginning in 1987, that is tied for the fifth best single season total in Oakland history... allowed a .284 opponents batting average, which included a .272 mark against right-handed hitters and .319 against left-handers... his opponents average increased to .315 with runners in scoring position but dropped to .200 with RISP and two outs... yielded a .363 opponents batting average the first time through the lineup, .244 the second time through and .148 after that... was 3-1 with a 2.35 ERA in five starts on four days rest or less and 1-3 with a 5.88 ERA in five starts on five days rest or more... the A's were 6-4 (.600) in his 10 starting assignments...

walked two batters or fewer in seven of his 10 starts...had run support of two runs or fewer seven times as a starter and his run support average was 2.70...had two runs of support in his four losses (0.92 RSA) and 12 in his four wins (4.50 RSA)...first batters faced were 1 for 9 (.111) and he allowed 1 of 3 (33.3%) inherited runners to score...tossed at least one inning in each of his nine relief appearances, including two or more five times...did not pitch during his first stint with the A's as he was on the Opening Day roster in Japan before he was optioned to Sacramento March 29...was recalled for his second stint April 22 and posted a 3.86 ERA in five relief appearances...his only decision during the stint was a win May 7 against Baltimore...that snapped an eight-game losing streak dating back to April 29, 2007, which equaled the seventh longest losing streak in Oakland history...was optioned to Sacramento May 8 and returned again May 19...posted a 7.36 ERA in two relief appearances before he was optioned for a third time June 8...returned to Oakland for good July 8 and went 4-4 with a 3.99 ERA over his final 12 games, 10 starts...allowed one run in 2.0 innings in two relief appearances before moving into the starting rotation July 22 at Tampa Bay...went 3-1 with a 2.63 ERA over a six-start stretch from Aug. 8 to Sept. 5...matched his career high with seven strikeouts Aug. 20 at Minnesota...tossed seven innings and did not walk or strikeout a batter in a 2-1 win at Los Angeles Aug. 25...is just the fifth starter in Oakland history to pitch seven or more innings without a walk or strikeout, the first since Bob Welch April 26, 1991, also against the Angels...was 3-1 with a 2.36 ERA in 11 games, nine starts, with Sacramento...walked just 11 while striking out 54 in 53.1 innings...allowed a .246 opponents batting average, which included a .200 mark against left-handed hitters and .262 against right-handers...opponents hit .222 with runners in scoring position and .385 with RISP and two outs...was 2-0 with a 1.21 ERA and .177 opponents batting average in four starts at home and 1-1 with a 3.19 ERA and .292 opponents batting average in seven games, five starts, on the road...allowed six of his seven home runs on the road...had a 1.00 ERA over the first three innings of a game and 3.76 after that...allowed one run or fewer in six of his nine starts and walked two batters or fewer eight times...had no decisions and a 2.50 ERA in four games, three starts, during his first stint with Sacramento...made just one start during his second stay with the River Cats May 12 against New Orleans...tossed 3.0 shutout innings...then went 3-1 with a 2.51 ERA in six games, five starts, during his third stint from June 11 to July 5...struck out a season high 10 batters in a season high 8.0 innings in a 5-3 win over Portland June 30...tossed his lone complete game of the season in his final start July 5 at Fresno but was the losing pitcher in a 4-1 loss.

2007—Made his Major League debut and he had five stints with Oakland...was the winning pitcher in his debut April 24 at Baltimore but then lost each of his final eight decisions to finish 1-8 with a 6.72 ERA in 20 games, 14 starts...based upon a minimum of 70 innings pitched, his ERA was third highest in the American League and third highest in Oakland history...his .111 winning percentage was the lowest in the AL and third lowest in the Majors based on a minimum of seven decisions...using the same minimum, it was fourth lowest in Oakland history and the lowest since Mike Mohler went 1-10 in 1997...the eight-game losing streak tied for the longest in the AL in 2007 and it equaled the seventh longest in Oakland history...was 1-8 with a 7.31 ERA and .315 opponents batting average in his 14 starting assignments and 0-0 with a 2.16 ERA and .200 opponents batting average in six relief appearances...allowed a .303 opponents batting average, which included .214 against left-handed hitters and .324 against right-handers...the mark against righties was fourth highest in the AL...allowed just one of his nine home runs against lefties...opponents hit .326 with runners in scoring position, including .341 with RISP and two outs...was 0-5 with a 5.65 ERA in 10 games, eight starts, in Oakland compared to 1-3 with an 8.28 ERA in 10 games, six starts on the road...allowed a .230 opponents batting average over his first 30 pitches in a game, .301 over pitches 31 through 75 and .471 after that...had a 1.93 ERA in the first inning of a game and a 7.87 ERA after that...received run support of two runs or fewer in 10 of his 14 starts and had season run support of 3.80 in his starting assignments...the A's scored just nine runs in his eight losses...pitched fewer than five innings in eight of his 14 starts...first batters faced were 0 for 5 with a walk in his six relief appearances and he allowed 1 of his 4 inherited runners to score...was selected from Triple-A Sacramento April 23 and made his Major League debut the next day at Baltimore...became the 33rd pitcher in Oakland history to start in his debut and the 10th to win as he defeated the Orioles, 4-2 (6.0 ip, 3 h, 1 r, 1 er, 1 bb, 6 so)...lost his next start April 29 to Tampa Bay and was optioned back to Sacramento following the game...went 0-2 with a 7.71 ERA in two starts during his second stint from May 12 to 17...pitched exclusively in relief during his third stint from June 25 to July 6 and had a 4.50 ERA in three appearances...returned to the rotation during his fourth stint from July 16 to Aug. 12 and was 0-4 with a 6.52 ERA in six starts...allowed a career high eight runs in 1.2 innings Aug. 12 at Detroit, his shortest outing as a starter...returned to Oakland for a fifth time Sept. 1 when rosters expanded and was 0-1 with a 7.78 ERA in seven games, four starts...was 3-3 with a 2.84 ERA in 13 combined starts with Sacramento and Double-A Midland...walked 21 and struck out 87 in 76.0 innings...allowed a .201 opponents batting average, which included .196 against right-handed hitters and .213 against left-handers...opponents hit .191 with runners in scoring position...began the season at

Dallas Braden, continued

Midland and went 1-0 with a 2.25 ERA in two starts before he was promoted to Sacramento April 19... ended up going 2-3 with a 2.95 ERA in 11 starts with the River Cats...made his first career start at the Triple-A level April 19 at Portland and tossed 6.0 shutout innings...ended up with a no decision in the River Cats 6-5, 10-inning win and was promoted to Oakland...tossed back-to-back complete games in his final two minor league starts...had a five-hitter in a 4-1 loss to Fresno Aug. 22...then tossed a three-hit shutout Aug. 27 against Colorado Springs in a 3-0 Sacramento win...did not walk a batter and struck out a River Cats record 17 to earn Pacific Coast League Pitcher of the Week honors.

2006—Was limited to just 10 appearances, all starts, after recovering from a humoral defect in his left shoulder...was a combined 4-0 with a 4.10 ERA at Double-A Midland, Single-A Stockton and the A's affiliate in the Arizona Rookie League...threw two scoreless innings his first start of the season July 4 at the Cubs in the AZL...did not allow a run in three starts (9.0 ip) in rookie ball before being promoted to Single-A Stockton...made his first start with the Ports July 19 at Rancho Cucamonga and was roughed up for six runs on seven hits, including two home runs, but received a no decision...made three more starts for the A's in the AZL from Aug. 16-27 and was 2-0 with a 1.50 ERA and 24 strikeouts in 12.0 innings...was then promoted to Double-A Midland and made one start vs. Frisco Sept. 1...was 3-1 with a 1.34 ERA in nine games, six starts, for Mayaguez in the Puerto Rican Winter League.

2005—Was named the A's Organizational Pitcher of the Year after combining for a 15-5 record and a 3.52 ERA in 23 appearances, all starts, for Single-A Stockton and Double-A Midland...the 15 wins were tops among A's minor league pitchers...posted a 6-0 record with a 2.68 ERA in seven starts for Stockton, limiting hitters to a .201 batting average...tossed a complete game, five-hitter with 11 strikeouts vs. San Jose May 11th...was promoted to Double-A Midland where he went 9-5 with a 3.90 ERA in 16 starts for the RockHounds...won five of his first six starts for Midland from May 17-June 12 (1.87 ERA)...was 1-2 over his next four starts before winning three straight from July 8 to 18 in which he allowed just four earned runs in 18.1 ip (1.96 ERA).

2004—Began the season at Single-A Vancouver and was 2-0 with two saves in seven appearances...allowed three earned runs on four hits in his first appearance of the year vs. Tri-City...did not allow a run over his next four appearances (8.0 ip)...finished the season at Single-A Kane County where he went 2-1 with a 4.70 ERA in five appearances, all starts...did not receive a decision in his first two starts and was 2-1 with a 5.40 ERA over his last three outings.

PERSONAL/MISCELLANEOUS

Dallas Lee Braden was originally signed by A's scout Blake Davis...graduated from A.A. Stagg High School (Stockton, CA) where he earned league Pitcher of the Year honors and was named team MVP as a senior...graduated from American River College where he twice earned all-conference honors...attended Texas Tech University...this past Thanksgiving he solicited, matched and served food donations of almost two tons at St. Mary's Interfaith Community Services in his home town of Stockton...raised 845 pounds of food for the dining hall on Thanksgiving, 2008...announced that he will annually be sponsoring one child of a single-parent family from his former Hoover Tyler Little League in Stockton...purchases and donates A's tickets to Hoover Tyler Little League...was the co-recipient of the 2009 Dave Stewart Community Service Award which is given annually to an A's player for outstanding work in the community.

A'S PITCHERS CAREER HITTING

PITCHER	AVG	AB	R	H	2B	3B	HR	RBI	SH	SF	HP	BB	SO	SB	CS
Anderson	.000	3	0	0	0	0	0	0	0	0	0	0	2	0	0
Braden	.000	3	0	0	0	0	0	0	1	0	0	0	2	0	0
Breslow	.000	1	0	0	0	0	0	0	0	0	0	0	0	0	0
Cahill	.500	2	1	1	0	0	0	0	0	0	0	0	0	0	0
Devine	.000	1	0	0	0	0	0	0	0	0	0	0	1	0	0
Duchscherer	.000	6	0	0	0	0	0	0	0	0	0	0	6	0	0
Mazzaro	—	0	0	0	0	0	0	0	4	0	0	0	0	0	0
Mortensen	.000	1	0	0	0	0	0	0	0	0	0	0	0	0	0
Outman	.000	2	0	0	0	0	0	0	0	0	0	0	1	0	0
Sheets	.076	433	12	33	3	0	0	12	41	0	0	18	204	0	0
Wuertz	.000	6	0	0	0	0	0	0	1	0	0	0	5	0	0

LIFETIME PITCHING RECORD

Year	Club	W	L	ERA	G	GS	CG	SHO	SV	IP	H	R	ER	HR	HB	BB	IBB	SO	WP	BK
2004	Vancouver	2	0	2.76	7	0	0	0	2	16.1	15	7	5	1	0	3	0	30	0	0
	Kane County	2	1	4.70	5	5	0	0	0	23.0	22	13	12	2	0	6	1	33	1	1
2005	Stockton	6	0	2.68	7	7	1	0	0	43.2	31	14	13	4	3	11	0	64	4	2
	Midland	9	5	3.90	16	16	0	0	0	97.0	104	43	42	5	1	32	1	71	8	3
2006	Arizona A's	2	0	0.86	6	6	0	0	0	21.0	12	2	2	0	0	3	0	36	1	0
	Stockton	2	0	6.23	3	3	0	0	0	13.0	12	9	9	3	2	5	0	17	0	0
	Midland	0	0	16.20	1	1	0	0	0	3.1	9	6	6	1	0	0	0	2	0	0
2007	Midland	1	0	2.25	2	2	0	0	0	12.0	5	3	3	2	0	3	0	13	0	0
	Sacramento	2	3	2.95	11	11	2	1	0	64.0	51	22	21	4	2	18	1	74	2	2
	OAKLAND	1	8	6.72	20	14	0	0	0	72.1	91	59	54	9	2	26	1	55	6	1
2008	Sacramento	3	1	2.36	11	9	1	0	0	53.1	49	19	14	7	0	11	0	54	1	0
	OAKLAND	5	4	4.14	19	10	0	0	0	71.2	77	36	33	8	2	25	2	41	0	1
2009	OAKLAND	8	9	3.89	22	22	0	0	0	136.2	144	63	59	9	2	42	2	81	1	0
ML Totals		14	21	4.68	61	46	0	0	0	280.2	312	158	146	26	6	93	5	177	7	2

CAREER TRANSACTIONS

2001 — Selected by the Atlanta Braves organization in the 46th round of the First-Year Player Draft, did not sign.

2004 — Selected by the Oakland Athletics organization in the 24th round of the First-Year Player Draft. **2009** — On disabled list, August 1 to November 3.

BRADEN'S CAREER BESTS

Low Hit Complete Game: None

Innings Pitched: 7.1, April 19, 2009 at Toronto. As reliever: 3.0, September 16, 2007 vs. Texas

Strikeouts: 7 (five times), last: June 5, 2009 vs. Baltimore. As reliever: 3 (twice), last: May 1, 2008 at Los Angeles (AL)

Longest Winning Streak: 2 (five times), last: July 1 to 11, 2009

Longest Losing Streak: 8, April 29 to September 23, 2007

Longest Scoreless Streak: 9.1, April 19 to 25, 2009

CRAIG BRESLOW

56

LEFT-HANDED PITCHER

Height/Weight: 6-1 / 181

Bats/Throws: Left / Left

Birthdate: August 8, 1980


Opening Day Age: 29

Birthplace/Resides: New Haven, Connecticut / Trumbull, Connecticut

Major League Service: 2 years, 88 days

Obtained: Claimed off waivers from the Minnesota Twins, May 20, 2009

Contract Status: First year of a one-year contract through 2010.



CAREER HIGHLIGHTS

Has pitched for five teams in four seasons in the majors...combined with the A's and Twins to pitch in a career high 77 games in 2009, which was second most in the American League...was claimed by the Twins off waivers from Cleveland during the 2008 season and appeared in 49 games with both clubs that year...spent the entire 2007 season at Triple-A Pawtucket but was claimed off waivers by Cleveland at the end of spring training in 2008...made his debut with San Diego in 2005, appearing in 14 games, and also pitched in 13 games for Boston in 2006...was named to the International League mid-season All-Star team in 2006 and 2007...was named Most Valuable Pitcher at Pawtucket in 2006.

2009 HIGHLIGHTS

Began the season with Minnesota and had a 6.28 ERA in 17 appearances when he was claimed off waivers by the A's May 20...went 7-5 with a 2.60 ERA in 60 games with Oakland and combined for an 8-7 record and a 3.36 ERA in 77 appearances overall...the games pitched were a career high and second most in the American League...his losses tied for the lead among AL relievers but he ranked second in wins...his .197 opponents batting average tied for 10th lowest...now has a .209 (109 for 521) opponents batting average in his career...allowed 12 of 50 (24.0%) inherited runners to score, which was 10th lowest in the AL...has allowed 26 of 118 (22.0%) to score in his career...was 1-4 with a 4.46 ERA in 44 appearances before the All-Star Break but then went 7-3 with a 2.29 ERA in 33 games after the break...

Craig Breslow, continued

the seven post-break wins led the A's pitching staff and tied for eighth among all AL pitchers...the ERA tied for fourth lowest in the AL among pitchers with at least 35.0 post-break innings...his opponents batting average included a .191 (26 for 136) mark against right-handed hitters and .204 (22 for 108) against left-handers...allowed a .143 average with runners in scoring position and opponents are batting .154 (24 for 156) against him with RISP for his career...first batters faced hit .302 (19 for 63) with 11 walks (.405 on-base percentage)...the walks tied for second most in the AL...tied for the AL lead in first batter grounded into double plays (4) and tied for third in home runs (4)...compiled a 1.35 ERA in 28 games in the Coliseum, fanning 26 in 26.2 innings...had a 4.60 ERA with 29 strikeouts in 43.0 innings in 49 games in all other ballparks...now has a 1.41 ERA (5 er in 32.0 ip) in 32 career appearances in Oakland...had a 4.29 ERA in 25 outings on no days rest and a 2.96 ERA in 52 appearances with at least one day of rest...allowed a .478 batting average against the opponents number one hitter in the order and .167 against everyone else...tossed less than one inning in 31 of his 77 outings while throwing a season high 2.0 innings four times.

MINNESOTA: Was on the Opening Day roster for Minnesota and allowed at least one run in seven of his 17 games...however, allowed just 1 of 8 (12.5%) inherited runners to score...recorded his first Major League win May 14 against Detroit...entered the game in the seventh inning with the Twins trailing 5-0 and tossed 1.2 scoreless innings...Minnesota scored six times in the bottom of the seventh for the win...did not allow a run in four games (3.2 ip) against the Tigers in 2009 and has not allowed a run in 10 games (10.0 ip) against Detroit in his career...the win snapped a career-opening five-game losing streak.

OAKLAND: Did not allow a run in 12 of his first 14 outings with the A's through June 16 (1.86 ERA)...struck out the side in the eighth inning May 27 against Seattle and the three strikeouts equaled his career high...also fanned three this year July 18 against Los Angeles (AL) and Aug. 12 at Baltimore...appeared in the 100th game of his career June 1 at Chicago (AL), allowing a run in 1.1 innings for his fourth loss of the season...tossed less than 1.0 inning in eight consecutive outings from June 2 to 17...allowed five runs over an eight-game stretch from June 17 to July 3 (5.14 ERA) but posted a 2.33 ERA over his final 38 games, beginning July 4...stranded all 10 of his inherited runners over a 12-game span from July 7 to 29...did not allow a run in eight games and 10.2 innings in September and has not allowed an earned run in 21 games and 19.2 innings in September over the last two years...that was part of a career best 13.2-inning scoreless streak from Aug. 31 to Oct. 4...the streak ended in his final outing of the season Oct. 4 against Los Angeles when he balked in a run.

CAREER

2008—Compiled a 1.91 ERA, which ranked second best among American League left-handed relievers with 35 or more innings pitched...claimed off waivers by Cleveland from Boston March 23...made his Cleveland debut at Oakland April 4, working 1.1 scoreless innings...tossed 8.1 innings, allowing three runs on 10 hits with five walks and seven strikeouts in seven appearances with the Indians...five of those seven appearances with Cleveland were scoreless...tossed 2.0 innings, allowing three hits with three strikeouts, May 10 vs. Toronto...designated for assignment by Cleveland May 23...claimed off waivers by the Twins May 29...made his Twins debut, tossing 1.2 innings with three strikeouts, May 31 vs. New York (AL)...did not allow a run in 11 appearances (10.2 ip) from May 31-June 30...tossed a season-high 3.0 scoreless innings and recorded his first career save, Aug. 29 at Oakland...posted a 0.55 ERA (1 er in 16.1 ip) in 18 appearances from Aug. 16-Sept. 25...opponents hit just .148 over that span...tied his career-high with three strikeouts, Sept. 13 at Baltimore...did not allow an earned run in 13 appearances in September (9.0 innings)...allowed just eight of his 42 inherited runners to score with the Twins.

A'S CONTRACT STATUS

Through 2010 (39): LHP Brett Anderson, RHP Andrew Bailey, IF Daric Barton, LHP Jerry Blevins, LHP Dallas Braden, LHP Craig Breslow, OF Travis Buck, RHP Trevor Cahill, OF Chris Carter, RHP Bobby Cassevah, IF Eric Chavez (includes club option for 2011), OF Coco Crisp (includes club option for 2011), OF Jack Cust, OF Rajai Davis, RHP Fautino De Los Santos, RHP Joey Devine, RHP Justin Duchscherer, IF Mark Ellis (includes club option for 2011), LHP Pedro Figueroa, IF Jake Fox, LHP Gio Gonzalez, OF Gabe Gross, LHP Brad Kilby, IF Kevin Kouzmanoff, RHP Vin Mazzaro, RHP John Melan, RHP Clayton Mortensen, LHP Josh Outman, IF Eric Patterson, IF Cliff Pennington, C Landon Powell, RHP Henry Rodriguez, IF Adam Rosales, RHP Ben Sheets, RHP Justin Souza, C Kurt Suzuki, OF Ryan Sweeney, IF Steve Tolleson, RHP Brad Ziegler.
Through 2011 (1): RHP Michael Wuerzt (includes club option for 2012).

2007—Pitched exclusively for Triple-A Pawtucket, earning mid-season International League All-Star honors for the second straight season...ranked third on the club with 49 appearances (all but one as a reliever), going 2-3 with a 4.06 ERA...struck out 73 in 68.2 innings, an average of 9.6 strikeouts per nine innings...was a Sept. 1 call-up to Boston, but did not pitch before being optioned back to Pawtucket the following day...posted a 1.85 ERA in 29 games before the All-Star break and a 7.92 ERA in 20 appearances after the break...had ERAs of 2.13 in April, 0.61 in May and 2.03 in June...was scored upon in 10 of his final 16 outings of the season...had a streak of 12.1 consecutive innings without allowing an earned run from June 14-July 3...worked more than 1.0 inning in 24 of his 48 relief appearances, including a season-high 3.0 innings, three times...recorded a season-high five strikeouts in 2.0 innings June 26 vs. Norwich...earned a save and a win in his third and fourth appearances of the season, respectively (April 11 and 19), and then did not record another victory until Aug. 21...allowed one hit in 0.2 scoreless innings in the Triple-A All-Star Game July 11 in Albuquerque...his start Aug. 9 (3.0 ip, 1 er) was the first of his professional career.

2006—Had three separate stints with Boston, going a combined 0-2 with three holds and a 3.75 ERA in 13 relief appearances...had 12 strikeouts in 12.0 innings...was originally selected from Pawtucket July 13 and made his Red Sox debut the following night vs. Oakland, allowing just one hit with two strikeouts in 1.2 innings...was optioned back to Pawtucket the next day before being recalled Aug. 14...pitched that night vs. Detroit, but was again optioned to Pawtucket Aug. 18...earned a Sept. 1 call-up to Boston, where he stayed for the remainder of the season...appeared in 11 games with the Sox to close the year, going 0-2 with a 5.19 ERA...allowed one run in 1.0 inning for his first big league loss Sept. 9 vs. Kansas City...went 7-1 with seven saves and a 2.69 ERA in 39 relief appearances with Pawtucket and was selected as the team's Most Valuable Pitcher in a teammate vote...was on the International League team for the 2006 Triple-A All-Star Game but did not pitch...led the PawSox in appearances and ranked second in saves while holding opponents to a .200 average...had 77 strikeouts in 67.0 innings, an average of 10.3 strikeouts per nine innings...did not allow an earned run in his final 11 appearances covering 17.1 innings, going 2-0 with two saves in that span.

2005—Made his Major League debut with three separate stints with the Padres, posting no record and a 2.20 ERA in 14 games out of the bullpen...with San Diego, limited left-handed hitters to a .063 average...began the season with Mobile, going 2-1 with a 2.79 ERA in 39 relief appearances to earn a July 23 promotion to San Diego...made his Major League debut that night in Philadelphia, striking out three in 1.2 innings of scoreless relief...was optioned back to Mobile the following day before being recalled by the Padres five days later...was optioned to Triple-A Portland Aug. 11 and made seven appearances before his third recall to San Diego, Sept. 1...pitched for Peoria in the Arizona Fall League and had a loss and a 7.24 ERA in 15 relief appearances.

2004—Began his third season in the Brewers organization with Single-A High Desert, going 1-3 with a 7.19 ERA in 23 games before being released July 6...signed with the New Jersey Jackals of the independent Northeast League in late July, and went on to post a 3-1 record with a save and a 4.10 ERA in 19 games...held NL foes to a .204 average and recorded 37 strikeouts in 26.1 innings, an average of 12.6 strikeouts per nine innings.

2003—Averaged 11.1 strikeouts per nine innings for Single-A Beloit, fanning 80 batters in 65.0 innings...issued only 27 walks for a 3-to-1 strikeout-to-walk ratio...held opponents to a .254 average and gave up four home runs in 65.0 innings, an average of one homer per 16.3 innings.

2002—Ranked fifth in the Pioneer League with six wins in his first professional campaign, going 6-2 with a 1.82 ERA in 23 appearances out of the pen for Rookie-level Ogden...struck out 56 in 54.1 innings and limited the opposition to a .218 average.

PERSONAL/MISCELLANEOUS

Craig Andrew Breslow...graduated from Yale University in 2002...was originally signed by Milwaukee scout Tom Tanous...in 2005 became the first Bulldog to reach the major leagues since Ron Darling...a molecular biophysics and biochemistry major, Breslow earned All-Ivy honors in a junior season that included a 16-strikeout performance vs. Cornell and a one-hit shutout at Harvard...was named captain of the 2002 squad...is a 1998 graduate of Trumbull High School...founded the "Strike 3 Foundation" in 2008 in hopes to heighten awareness, mobilize support, and raise funding for childhood cancer research...has raised over \$160,000 in two years for this foundation through his annual First Pitch Celebrity Gala held each off-season in Connecticut.

LIFETIME PITCHING RECORD

Year	Club	W	L	ERA	G	GS	CG	SHO	SV	IP	H	R	ER	HR	HB	BB	IBB	SO	WP	BK
2002	Ogden	6	2	1.82	23	0	0	0	2	54.1	42	15	11	2	1	24	0	56	7	0
2003	Beloit	3	4	5.12	33	0	0	0	2	65.0	64	43	37	4	1	27	0	80	1	0
2004	High Desert	1	3	7.19	23	0	0	0	0	41.1	54	39	33	5	2	24	0	41	4	0
	New Jersey (IND)	3	1	4.10	19	0	0	0	1	26.1	19	13	12	2	0	13	1	37	3	0
2005	Mobile	2	1	2.75	40	0	0	0	0	52.1	38	16	16	3	1	17	2	47	2	0
	SAN DIEGO	0	0	2.20	14	0	0	0	0	16.1	15	6	4	1	1	13	0	14	1	0
	Portland	0	1	4.00	7	0	0	0	0	9.0	11	4	4	1	0	1	0	9	0	0
2006	Pawtucket	7	1	2.69	39	0	0	0	7	67.0	49	21	20	3	4	24	0	77	6	1
	BOSTON	0	2	3.75	13	0	0	0	0	12.0	12	5	5	0	1	6	1	12	2	1
2007	Pawtucket	2	3	4.06	49	1	0	0	1	68.2	70	38	31	6	2	25	0	73	8	0
2008	CLEVELAND	0	0	3.24	7	0	0	0	0	8.1	10	3	3	1	0	5	0	7	0	0
	MINNESOTA	0	2	1.63	42	0	0	0	1	38.2	24	9	7	0	0	14	2	32	4	1
2009	MINNESOTA	1	2	6.28	17	0	0	0	0	14.1	11	11	10	3	1	11	0	11	3	0
	OAKLAND	7	5	2.60	60	0	0	0	0	55.1	37	20	16	5	2	18	0	44	0	1
AL Totals		8	11	2.87	139	0	0	0	1	128.2	94	48	41	9	4	54	3	106	9	3
NL Totals		0	0	2.20	14	0	0	0	0	16.1	15	6	4	1	1	13	0	14	1	0
ML Totals		8	11	2.79	153	0	0	0	1	145.0	109	54	45	10	5	67	3	120	10	3

CAREER TRANSACTIONS

2002 — Selected by the Milwaukee Brewers organization in the 26th round of the First-Year Player Draft. **2004** — Released, July 6; signed by New Jersey of the independent Northeast League. **2005** — Signed by the San Diego Padres to a minor league contract, March 6. Elected free agency, December 21 (contract non-tender). **2006** — Signed by the Boston Red Sox to a minor league contract, January 4. **2008** — Claimed off waivers by the Cleveland Indians, March 23. Claimed off waivers by the Minnesota Twins, May 29. **2009** — Claimed off waivers by the Oakland Athletics, May 20.

BRESLOW'S CAREER BESTS

Low Hit Complete Game: None
Innings Pitched: 3.2, September 20, 2005 at Colorado
Strikeouts: 3 (12 times), last: August 12, 2009 at Baltimore
Longest Winning Streak: 3 (twice), last: August 31, 2009 to present
Longest Losing Streak: 5, September 9, 2006 to May 2, 2009
Longest Scoreless Streak: 13.2, August 31 to October 4, 2009

TRAVIS BUCK

6

OUTFIELDER

Height/Weight: 6-2 / 232 **Bats/Throws:** Left / Right
Birthdate: November 18, 1983 **Opening Day Age:** 26
Birthplace/Resides: Richland, Washington / Chandler, Arizona
Major League Service: 1 year, 170 days
Obtained: Selected as a compensation pick following the first round of the 2005 First-Year Player Draft
Contract Status: First year of a one-year contract through 2010.



CAREER HIGHLIGHTS

Has made the A's Opening Day roster in each of the last three seasons, but four stints on the disabled list and options to Sacramento in each of the last two years have limited him to just 156 games in three seasons at the Major League level...was drafted by the A's as a compensation pick for the loss of free agent Damian Miller in 2005 and, after just two seasons in the minors, he was on the A's Opening Day roster in 2007...had appeared in just 125 games in his first two seasons in the minors, including just 50 at Midland before making the jump from Double-A to the Majors...hit .300 or better at all four of his minor league stops before joining the A's and is a .312 (287 for 920) career hitter with a .389 on-base percentage and .475 slugging percentage in 238 career games in the minors...played for the United States team in the 2006 All-Star Futures game.

2009 HIGHLIGHTS

Was on the A's Opening Day roster for the third consecutive season but hit .219 with three home runs and 10 RBI in just 36 games over three stints...now has a .223 batting average with 10 home runs and 35 RBI in 74 games over the last two seasons after hitting .288 with seven home runs and 34 RBI in 82 games in his rookie season of 2007...made 24 starts in right field and three in left field...did not commit an error in 32 games overall in the outfield...has not committed an error in 149 career games (296 total chances) in the outfield, which is the third longest errorless streak by an outfielder in Oakland history...made 26 of his 27 starts against right-handed pitching and hit .231 (21 for 91) with all three of his home runs and nine of his 10 RBI against right-handers...hit .143 (2 for 14) against left-handers...hit .226 in Oakland and now has a .224 (70 for 313) career average at home compared to .302 (70 for 232) on the road...was 0 for 6 with two strikeouts as a pinch hitter and is now 1 for 9 (.111) in his career.

LONGEST ERRORLESS STREAK, OAKLAND OUTFIELDER

165	Jermaine Dye, September 25, 2002-August 6, 2004
162	Stan Javier, June 26, 1994-October 1, 1995
149	Travis Buck, April 2, 2007 to present
126	Johnny Damon, May 4, 2001 to October 7, 2001
120	Dave Henderson, May 16, 1991 to September 29, 1992

OAKLAND: Went 1 for 11 over his first three games before going 3 for 5 in the A's 6-5 win April 14 against Boston...drove in the winning run with an infield single in the bottom of the 12th inning for the first game-ending hit of his career...each of his first four RBI and six of his nine during his first stint with Oakland either tied the game or put the A's ahead...hit .205 with one home run and six RBI over his first 26 games...then homered in consecutive games May 25 against Seattle and May 29 in the first game of the doubleheader at Texas...matched his season-high with three hits against the Rangers...was hitting .235 with three home runs and nine RBI in 28 games when he was placed on the 15-day disabled list May 30 with a strained left oblique...it was his fourth career stint on the DL in three seasons...began a rehab assignment with Sacramento June 8 and hit safely in each of his five games (5 for 14, .357) before he was reinstated from the DL and optioned to Sacramento June 14...returned to Oakland a second time June 29 and went 1 for 8 in three games before he was sent back to Sacramento July 6...rejoined the A's Sept. 19 following the conclusion of Sacramento's season and was 2 for 12 (.167) in five games.

SACRAMENTO: Batted .272 with five home runs and 29 RBI in 62 games with the River Cats...hit .283 (53 for 187) with all five of his home runs and 25 of his 29 RBI against right-handed pitching, compared to .222 (10 for 45) against left-handers...batted .182 with runners in scoring position...appeared in 53 games in the outfield, all in right field, and did not commit an error in 99 chances...also hit .237 in 10 games at designated hitter and singled in his only pinch hitting appearance...batted in each of the first seven spots in the order, including 16 games in the three spot where he hit .310...hit safely in each of his first 11 games with Sacramento, going 15 for 37 (.405) with six doubles, one home run, five RBI and 11 runs scored...was batting .350 with two home runs and eight RBI in 17 games before returning to Oakland June 29...then hit .244 with three home runs and 21 RBI in 45 games following his July 6 option...had a season-high tying three hits, including a pair of doubles July 18 against Reno and then went 7 for 18 (.389) in a four-game series at Tacoma from July 20 to 23 to lift his season batting average to .324...then went 28 for 124 (.226) over his final 34 games to finish the year at .272...had a season-high four walks Aug. 15 at Memphis...went 2 for 3 with a double, a triple and a season-high tying three RBI Sept. 7 at Salt Lake...batted .250 (3 for 12) with a double in four playoff games.

CAREER

2008—Was on the A's Opening Day Roster for the second consecutive season but appeared in just 38 games over three stints with Oakland...batted .154 over his first 15 games before going on the disabled list April 24 retroactive to April 19 with shin splints...began a rehab assignment with Triple-A Sacramento May 3 but was reinstated from the DL and optioned to Sacramento May 10...returned to Oakland May 30 and hit .171 with three home runs and seven RBI in 11 games before he was optioned to Sacramento again June 13...recalled for his third stint Sept. 16 and hit .367 with four home runs and 12 RBI in 12 games...batted .226 with seven home runs and 25 RBI in 38 games overall...17 of his 35 hits were for extra bases (nine doubles, one triple) and he finished with a .432 slugging percentage...batted .333 on the road compared to .133 at home...hit .185 with the bases empty compared to .286 with runners on bases...including .293 with runners in scoring position...hit .239 (26 for 109) with six of his seven home runs off right-handed pitchers compared to .196 against lefties...batted .190 against a pitcher the first time he saw him in a game, .235 the second time and .297 after that...made 25 starts batting leadoff, which was second most on the team, and hit .239 with nine runs scored and a .282 on-base percentage...

Travis Buck, continued

started 37 games total, including 34 in right field and three in left field...did not commit an error in 87 chances...made his second consecutive Opening Day start in right field March 25 against Boston in Tokyo...snapped a season opening 0 for 22 streak with a second inning double April 8 at Toronto...that equaled the fifth longest hitless streak to start a season in Oakland history...went 7 for 16 (.438) with six doubles and four RBI in that three-game series at Toronto...that included an Oakland record tying three doubles April 10...that gave him five doubles over a two-game stretch and six over a three-game stretch, both of which are Oakland records...was batting an American League low .154 when he went on the DL April 24...was sent to Sacramento on a rehab assignment May 3 and was 5 for 21 (.238) with a home run and four RBI in six games when he was reinstated from the DL and optioned to Sacramento May 10...hit .366 over his next 18 games, including a pair of four-hit games May 23 and 25 at Tucson, and was recalled by the A's May 30...started each of the A's first 11 games following his return, the first time in his career he started more than seven consecutive games...was optioned to Sacramento for a second time June 13...returned to Oakland Sept. 16 and started 11 of the A's final 12 games...hit his first career leadoff home run in the final game of the season Sept. 28 at Seattle...batted .296 with two home runs and 17 RBI in 45 games with Sacramento...added 25 walks for a .396 on-base percentage...his playing time was limited due to two stints on the disabled list with a concussion...suffered the concussion June 18 against Fresno...was on the DL from June 20 to 29 and then went 13 for 61 (.213) with no home runs and seven RBI over his next 16 games before going on the DL for a second time from July 28 to Aug. 28...went 10 for 15 (.667) with a home run and six RBI in a four-game rehab assignment with the A's affiliate in the Arizona Rookie League from Aug. 25-28 and then went 4 for 10 (.400) over his final three regular season games with the River Cats...hit .313 (10 for 32) with a home run and four RBI in eight playoff games with Sacramento.

2007—Made his Major League debut at the age of 23 in just his third professional season, but an assortment of injuries limited his playing time to just 82 games...batted .288 in those games and added seven home runs and 34 RBI...had two stints on the disabled list...missed 13 games during his first stint from June 28 to July 13 with a sprained right thumb...went on the DL for the second time Aug. 18 with a strained left hamstring...had also been bothered by elbow problems all year and underwent surgery to remove bone chips from his right elbow Sept. 10 and missed the remainder of the season...never started more than seven consecutive games all year...ranked second among American League rookies in slugging (.474) and triples (5), third in on-base percentage (.377) and fifth in batting, doubles (22) and walks (39)...led the A's in triples...got off to a slow start as he hit .190 in April...then hit .300 or better in three of his other four months and batted a combined .315 in 62 games from May 1 until the end of the season...hit .352 in May, .317 in June, .264 in July and .327 in August...the A's were 6-1 in games in which he homered...fared better against left-handed pitching as he hit .323 with four home runs in 65 at bats against lefties compared to .277 with three home runs in 220 at bats against righties...batted .392 in 13 interleague games...added eight walks for a .483 on-base percentage, which ranked eighth best in the Majors...batted .318 at night compared to .218 during the day...hit .333 when leading off an inning...started a team leading 56 games in right field and also made 16 starts in left field and three in center field...did not commit an error in 80 games total in the outfield and his 148 total chances were the most among Major League outfielders with no errors...started games at every spot in the order except third and fourth and saw his most action with 42 starts in the leadoff spot...made each of his last 38 starts batting leadoff and hit .304 with a .383 on-base percentage in 43 games overall while hitting first...made his Major League debut April 2 at Seattle and went 1 for 3 in a start in right field...doubled off Felix Hernandez in the sixth inning for his first ML hit...hit his first ML home run April 20 at Texas, a two-run shot off Bruce Chen in the fourth inning...added a three-run double in the second inning for a career high five RBI...had his first of three four-hit games June 8 at San Francisco...was placed on the DL for the first time June 29 retroactive to June 28 and went 1 for 7 in a two-game rehab assignment with Triple-A Sacramento July 12 and 13...was reinstated from the DL July 14 and appeared in 13 consecutive games from July 14 to 27, his longest consecutive games played streak of the season...was placed on the DL for the second time Aug. 20 retroactive to Aug. 18 and missed the remainder of the season.

2006—Split time between Single-A Stockton and Double-A Midland...batted a combined .320 with seven home runs and 48 RBI on the season...of his 108 hits, 50 were for extra bases (39 doubles, four triples, seven home runs)...his 39 doubles led all players in the A's minor league system...batted .349 with three home runs and 26 RBI in 34 games for Single-A Stockton...saw all of his action in left field...hit .467 with runners in scoring position and two out...was promoted to Double-A Midland May 13 and hit safely in his first five games with the RockHounds for a 17-game hitting streak overall...hit .302

with four home runs and 22 RBI in 50 games with Midland...batted .405 vs. left-handers and .276 vs. right-handers...played for the United States team in the All-Star Futures Game July 9 at Pittsburgh...last appearance came July 13 before suffering a season-ending groin injury...batted .259 with two doubles, one home run and seven RBI in six games for the Phoenix Desert Dogs in the Arizona Fall League.

2005—Made his professional debut at Short Season Single-A Vancouver and batted .361 with two home runs and nine RBI in nine games for the Canadians...hit safely in all nine games, including four multiple-hit games...went 2 for 5 with four RBI and a home run in his professional debut against Tri-Valley...was promoted to Kane County Aug. 2 where he batted .341 with one home run and 22 RBI in 32 games for the Cougars...had 15 multiple hit games...batted .370 vs. right-handed pitchers and .258 vs. left-handers...was 17 for 42 (.405) with runners in scoring position.

PERSONAL/MISCELLANEOUS

Travis George Buck was originally signed by A's scout Jeremy Schied...graduated from Richland (WA) High School in 2002...drafted by Seattle in the 23rd round out of high school but did not sign...attended Arizona State University, where he was a two-time All-Pac-10 selection in 2004 and 2005...had a .362 career average in three seasons at ASU with 19 home runs and 147 RBI in 192 games...was drafted by the A's between the first and second round of the 2005 draft as compensation for the loss of free agent Damian Miller to Milwaukee...was part of the A's 2008 Community Caravan, participating in health clinics, the Special Olympics, the San Jose Holiday Parade and the Fremont Toys for Tots program.

LIFETIME PLAYING RECORD

Year	Club	AVG.	G	AB	R	H	2B	3B	HR	RBI	SH	SF	HP	BB	SO	SB	CS	SLG	OBP	E
2005	Vancouver	.361	9	36	7	13	1	0	2	9	0	0	0	5	8	1	1	.556	.439	2
	Kane County	.341	32	123	17	42	13	0	1	22	1	1	0	19	19	3	1	.472	.427	1
2006	Stockton	.349	34	126	24	44	17	3	3	26	0	5	0	14	18	2	1	.603	.400	1
	Midland	.302	50	212	32	64	22	1	4	22	1	0	3	22	39	9	1	.472	.376	0
2007	OAKLAND	.288	82	285	41	82	22	5	7	34	2	4	4	39	66	4	1	.474	.377	0
	Sacramento	.143	2	7	0	1	0	1	0	1	0	0	0	2	2	0	0	.429	.333	0
2008	OAKLAND	.226	38	155	16	35	9	1	7	25	0	2	4	11	38	1	0	.432	.291	0
	Sacramento	.296	45	169	28	50	8	2	2	17	0	0	3	25	34	4	1	.402	.396	1
	Arizona A's	.667	4	15	4	10	2	0	1	6	0	0	0	1	3	0	0	1.000	.688	1
2009	OAKLAND	.219	36	105	11	23	3	0	3	10	0	0	0	10	20	1	1	.333	.287	0
	Sacramento	.272	62	232	37	63	13	3	5	29	2	4	5	23	44	3	1	.418	.345	0
ML Totals		.257	156	545	68	140	34	6	17	69	2	6	8	60	124	6	2	.435	.336	0

CAREER TRANSACTIONS

2002 — Selected by the Seattle Mariners organization in the 23rd round of the First-Year Player Draft; did not sign.

2005 — Selected by the Oakland Athletics organization as a compensation pick following the 1st round of the First-Year Player Draft. **2007** — On disabled list, June 28 to July 13; included rehabilitation assignment to Sacramento, July 12 to 13. On disabled list, August 18 to end of season. **2008** — On disabled list, April 19 to May 9; included rehabilitation assignment to Sacramento, May 3 to 9. **2009** — On disabled list, May 30 to June 13; included rehabilitation assignment to Sacramento, June 8 to 13.

BUCK'S CAREER BESTS

Hits: 4 (three times), last: August 10, 2007 at Detroit

Home Runs: 1 (17 times), last: May 29, 2009 at Texas

Runs Batted In: 5, April 20, 2007 at Texas

Stolen Bases: 1 (six times), last: April 25, 2009 vs. Tampa Bay

Hitting Streak: 7 (three times), last: September 22, 2008 to April 7, 2009

Hitless Streak (At Bats): 22, March 25 to April 8, 2008

Grand Slams: None.

Pinch-Hit Home Runs: None.

Inside-The-Park Home Runs: None.

Game Ending Home Runs: None.

Lead Off Home Runs: 1, September 28, 2008 at Seattle (Dickey).

**RIGHT-HANDED PITCHER****Height/Weight:** 6-4 / 222**Bats/Throws:** Right / Right**Birthdate:** March 1, 1988**Opening Day Age:** 22**Birthplace/Resides:** Oceanside, California / Oceanside, California**Major League Service:** 1 year**Obtained:** Selected in the 2nd round of the 2006 First-Year Player Draft**Contract Status:** First year of a one-year contract through 2010.**CAREER HIGHLIGHTS**

Was drafted by the A's in the second round of the 2006 draft and made his Major League debut in 2009 at the age of 21...led ML rookies with 32 games started...was named the A's Organizational Pitcher of the Year in 2007 and 2008...ranked second in the A's farm system in ERA (2.73) and tied for second in wins (11) in 2007 and had the lowest ERA in 2008 (2.61) while ranking second in strikeouts (136) and tied for second in wins (11)...also pitched in the All-Star Futures Game and the Summer Olympics in Beijing, China in 2008...was ranked number 11 on *Baseball America's* Top 100 Prospects lists entering the 2009 season.

2009 HIGHLIGHTS

Was one of two 21-year olds to spend the season in the A's starting rotation and led the Oakland pitching staff in starts (32), innings pitched (178.2) and losses (13)...was 10-13 with a 4.63 ERA...led Major League rookies in games started...ranked second among American League Rookies in innings pitched, tied for seventh in wins and ninth in strikeouts (90)...the games started fell one short of the Oakland rookie record of 33 set by Joe Blanton in 2005 and he is one of eight rookie 10-game winners in Oakland history...set an Oakland rookie record by allowing 27 home runs, breaking the previous mark of 24 by John Wasdin in 1996...it tied the franchise record set by Dan Pfister in 1962...his 13 losses were fourth most by an Oakland rookie...is one of four 21-year olds in Oakland history to win 10 or more games and his 32 starts were fourth most in Athletics history by a pitcher under the age of 22...fellow 21-year old Brett Anderson had 11 wins in 30 starts, making the A's the 13th team since 1900 to have two pitchers under the age of 22 win 10 or more games (last: Kansas City, 1984 with Mark Gubicza and Bret Saberhagen) and the fourth with 30 or more starts (last: Chicago-AL, 1980)...tied for second among all AL pitchers in losses, tied for sixth in home runs, tied for seventh in walks (72) and tied for eighth in runs (99)...his 4.63 ERA was third highest among the 30 AL qualifiers...had the lowest strikeout to walk ratio in the majors (1.25) and that was the lowest mark by an A's pitcher since Todd Van Poppel in 1994 (0.93)...had the third fewest strikeouts per nine innings in the AL (4.53)...allowed 78 extra base hits, which was fourth most in the AL, and his .471 opponents slugging percentage was second highest in the league...received run support of two runs or less in 17 of his 32 starts and was 1-9 in those starts...however, had five games with run support of nine or more and his season run support of 5.74 was eighth highest in the AL...was a streaky pitcher in 2009 as he went 2-3 with a 5.01 ERA and .289 opponents batting average over his first eight starts through May 17, 3-2 with a 2.44 ERA and .218 average over next seven starts through June 22, 1-7 with a 7.55 ERA and .328 average over a nine-start stretch from June 27 to Aug. 11 and 4-1 with a 3.38 ERA and .234 average over his final eight starts...allowed a .270 opponents batting average, including .252 (82 for 326) against right-handed hitters and .286 (103 for 360) against left-handers...allowed 21 of his 27 home runs to lefties, which tied for the most in the AL (Guthrie, BAL) and were the most by an A's pitcher since Catfish Hunter allowed an Oakland record 26 in 1973...however, 20 were solo shots...yielded a .558 slugging percentage to lefties, compared to .374 against righties...20 of his home runs came at home, which led the AL and set a Coliseum record, breaking the mark of 19 by Hunter in 1973...allowed 27 home runs in 178.2 innings (1.36 per nine innings) after allowing just eight home runs in 238.2 career minor league innings (0.30 per nine innings)...yielded a .218 average with runners in

**TEAMS WITH TWO PITCHERS
21 YEARS OLD OR YOUNGER WITH
30 OR MORE STARTS (since 1900)**

2009	Oakland A's (Cahill 32, Anderson 30)
1980	Chicago White Sox (Burns 32, Dotsen 32)
1969	San Diego Padres (Kirby 35, Santorini 30)
1957	Chicago Cubs (Drabowski 33, Drott 32)

SOURCE: *Baseball-reference.com*

All ages based on players age June 30

scoring position, which was eighth lowest in the AL...opponents were 13 for 75 (.173) with RISP and two outs and 1 for 9 (.111) with the bases loaded...held the opponents number three hitters to a .200 batting average, which tied for fifth lowest in the AL...was 4-4 with a 3.00 ERA in 11 starts against AL West teams and 6-9 with a 5.59 ERA against everyone else...posted three of his 10 wins against Texas...compiled a 2.53 ERA and a .207 opponents batting average in the first inning and a 5.09 ERA and a .282 average from the second inning on...tied for fourth among AL pitchers in assists (29)...the A's were 16-16 (.500) in his starting assignments...tossed six or more innings in 16 of his 32 starts, allowed two runs or fewer 16 times and walked two batters or fewer 22 times...was ranked number 11 on *Baseball America's* Top 100 Prospects lists entering the season.

OAKLAND: Made the A's Opening Day roster at the age of 21 years and 36 days, becoming the sixth youngest player on an O.D. roster in Oakland history...was the youngest since Jose Rijo in 1986 (20 years, 330 days)...made his Major League debut April 7 at Los Angeles in the A's second game of the season and had a no decision in a 6-4 win...according to baseball-reference.com, he became just the 16th pitcher since 1954 to make his debut with a start in one of the first two games of the season (all 16 started game two)...the only one of the other 15 younger than Cahill was Jeremy Bonderman, who started for Detroit April 2, 2003, at the age of 20 years, 156 days...Cahill started at the age of 21 years, 37 days, making him the seventh youngest pitcher to debut with a start in Oakland history...no-hit Seattle over the first 6.1 innings April 12 before Adrian Beltre singled with one out in the seventh...became the first Oakland rookie to take a no-hitter into the seventh inning since Mike Warren tossed his no-hitter on Sept. 29, 1983...allowed one run in 7.0 innings but took the loss...yielded two home runs April 24 against Tampa Bay, the first time in his professional career he allowed more than one home run in a start...recorded his first big league win in the A's 9-4 victory over Texas May 7 in Oakland...allowed just one run and did not walk a batter in 7.0 innings...at the age of 21 years, 67 days, he is the fifth youngest pitcher in Oakland history to record his first ML win...singled off Hiroki Kuroda in the third inning June 17 at Los Angeles (NL) for his first major league hit...allowed seven runs in 3.2 innings June 27 against Colorado and eight runs in 3.2 innings in his next start July 3 at Cleveland to become the first pitcher in Oakland history to allow seven or more runs while pitching fewer than 4.0 innings in back-to-back starts...allowed a career-high four home runs in his start against the Rockies as part of a nine-game stretch from June 22 to Aug. 6 where he allowed at least one home run in each start...allowed 15 home runs total over that streak, which equaled the third longest streak of consecutive games allowing a home run in Oakland history...then allowed just two home runs over his final nine starts...lost four consecutive starts from July 27 to Aug. 11 (7.71 ERA, .351 opponents batting average), which was the longest losing streak of his career...then had a career best four-game winning streak from Aug. 27 to Sept. 22...compiled a 2.28 ERA and .202 opponents batting average over that five-start stretch...including Sept. 16 at Texas when he tossed 7.0 shutout innings, allowed just one hit and struck out a career-high seven.

CAREER

2008—Was named the A's Organizational Pitcher of the Year for the second consecutive season after leading the A's farm system with a 2.61 ERA...also ranked second in strikeouts (136) and tied for second in wins (11)...was a combined 11-5 with a 2.61 ERA in 21 games, 19 starts, with Single-A Stockton and Double-A Midland...pitched for the United States team in the All-Star Futures Game at Yankee Stadium July 13 (1.0 ip, 1 h, 2 so) and for Team USA in the Summer Olympics in Beijing, China...had no decisions and a 2.25 ERA (8.0 ip, 6 h, 2 r, 2 er, 5 bb, 5 so) in two starts during the Olympics...was honored by *Baseball America* as a second team Minor League All-Star, the number one prospect in the California League and the number two prospect in the A's organization following the season...was also tabbed as having the Best Curveball in the magazine's Best Tools survey for A's prospects...allowed a .179 opponents batting average, which included a .169 (33 for 195) mark against left-handed hitters and .187 (43 for 230) against right-handers...opponents hit .135 with the bases empty and .243

OAKLAND A'S 21-YEAR OLD AND UNDER BESTS

WINS	INNINGS PITCHED	STRIKEOUTS
24 Vida Blue, 1971	312.0 Vida Blue, 1971	301 Vida Blue, 1971
11 Brett Anderson, 2009	193.2 Jose Rijo, 1986	176 Jose Rijo, 1986
11 John Henry Johnson, 1978	186.0 John Henry Johnson, 1978	150 Brett Anderson, 2009
10 Trevor Cahill, 2009	178.2 Trevor Cahill, 2009	91 John Henry Johnson, 1978
9 Jose Rijo, 1986	175.1 Brett Anderson, 2009	90 Trevor Cahill, 2009

with runners on...including .232 with runners in scoring position...allowed a .179 opponents batting average as a starter, which was second lowest among starting pitchers in all full season minor leagues...yielded just five home runs in 124.1 innings, an average of one per 24.9 innings...his teams were 13-6 (.684) in his starting assignments...allowed two runs or fewer in 10 of his 19 starts...began the season at Stockton where he compiled a 5-4 record and a 2.78 ERA in 14 games, 13 starts...allowed a .174 opponents batting average...went 5-0 with a 1.81 ERA over his first eight starts and 0-4 with a 4.06 ERA over his final six games, five starts...was 3-1 with a 0.89 ERA in eight games, seven starts, on the road...won each of his first three starts and allowed just one run in 18.0 innings (0.50 ERA)...struck out a season high 12 in 7.0 innings and allowed just one unearned run in a no decision April 27 at Rancho Cucamonga...compiled a 2.03 ERA over four games from May 24 to June 9 but was 0-2 with two no decisions...his one relief appearance came in relief of a rehabbing Andrew Brown June 4 at Bakersfield and he matched his season high with 12 strikeouts in 6.0 innings...was named to the California League All-Star Team but did not pitch in the game as he was promoted to Midland June 16...went 6-1 with a 2.19 ERA in seven games, six starts, with the RockHounds...won each of his first three starts at Double-A (1.89 ERA), including his third start July 4 against Arkansas when he tossed 8.0 shutout innings and struck out 10 while allowing one walk and two hits...was named Texas League Pitcher of the Week, June 30 to July 6, for his effort against the Travelers...made two starts for Team USA in the Olympics...his first start was a no decision in a 5-4, 11 inning loss to Cuba Aug. 15 (5.0 ip, 6 h, 2 r, 2 er, 4 bb, 3 so)...also had a no decision in a 4-2, 11 inning win over Japan Aug. 20 (3.0 ip, 1 bb, 2 so).

MOST GAMES STARTED, ATHLETICS HISTORY, 21 YEARS OLD OR YOUNGER

39	Vida Blue, 1979
35	Catfish Hunter, 1967
33	Chief Bender, 1903
32	Trevor Cahill, 2009
30	Brett Anderson, 2009
30	John Henry Johnson, 1978

2007—Was named the A's Organizational Pitcher of the Year after posting an 11-4 record and a 2.73 ERA in 20 games, 19 starts, at Single-A Kane County...ranked second in the A's farm system in ERA, tied for second in wins and was sixth in strikeouts (117)...tied for the Cougars team lead in wins, ranked second in strikeouts and was third in games started...was named to the *Baseball America* Low Class-A All-Star Team...allowed a .220 opponents batting average, which broke down to .193 against right-handed hitters and .266 against left-handers...yielded just three home runs in 105.1 innings, an average of one per 35.1 innings...was 4-4 with a 4.71 ERA and .281 opponents batting average over his first 11 games, 10 starts...then went 7-0 with a 0.97 ERA and .158 opponents batting average over his final nine starts...allowed one run or fewer in each of those nine starts...was 5-0 with a 1.49 ERA in 10 games, nine starts, at home...the Cougars were 13-6 (.684) in his starting assignments...allowed two runs or fewer in 14 of his 19 starts and walked two batters or fewer 12 times...began the season in extended spring training and was sent to Kane County May 13...recorded his first professional win May 29 at Beloit (6.0 ip, 4 h, 2 r, 1 er, 1 bb, 7 so) to start a three-game winning streak over a four-start stretch from May 29 to June 16...capped the streak by tossing 7.0 shutout innings June 16 against Burlington...had a 25.1-inning scoreless streak from Aug. 3 to 20 and was 5-0 with a 0.74 ERA and .160 opponents batting average in six starts in the month of August...struck out a season high 10 in 5.2 innings Aug. 20 at Beloit...was rated as the A's sixth best prospect by *Baseball America* following the season.

2006—Made his professional debut with the A's affiliate in the Arizona Rookie League and had no decisions and a 3.00 ERA in four starts...allowed a .071 batting average...right-handed hitters were 0 for 12 and left-handers were 2 for 16 (.125)...his first outing came Aug. 13 at the Cubs (1.0 ip, 2 r, 1 er, 2 bb, 1 so)...tossed 2.0 innings in each of his next two starts before striking out seven and retiring all 12 batters that he faced in 4.0 innings Aug. 30 against the Cubs...was rated as the A's 10th best prospect by *Baseball America* following the season.

PERSONAL/MISCELLANEOUS

Trevor John Cahill was originally signed by A's scout Craig Weissmann...was selected by Oakland in the second round of the 2006 draft but was the A's first pick as their first round choice went to Washington for the signing of free agent Esteban Loaiza...graduated from Vista (CA) High School...was 5-4 with a 2.31 ERA and 109 strikeouts in 66.2 innings as a senior.

LIFETIME PITCHING RECORD

Year	Club	W	L	ERA	G	GS	CG	SHO	SV	IP	H	R	ER	HR	HB	BB	IBB	SO	WP	BK
2006	AZL A's	0	0	3.00	4	4	0	0	0	9.0	2	4	3	0	0	7	0	11	3	0
2007	Kane County	11	4	2.73	20	19	0	0	0	105.1	85	38	32	3	9	40	1	117	8	0
2008	Stockton	5	4	2.78	14	13	0	0	0	87.1	52	29	27	3	8	31	0	103	9	0
	Midland	6	1	2.19	7	6	0	0	0	37.0	24	15	9	2	3	19	0	33	3	0
2009	OAKLAND	10	13	4.63	32	32	0	0	0	178.2	185	99	92	27	4	72	1	90	5	0
ML Totals		10	13	4.63	32	32	0	0	0	178.2	185	99	92	27	4	72	1	90	5	0

CAREER TRANSACTIONS

2006 — Selected by the Oakland Athletics organization in the 2nd round of the First-Year Player Draft.

CAHILL'S CAREER BESTS

Low Hit Complete Game: None

Innings Pitched: 7.1, May 22, 2009 vs. Arizona

Strikeouts: 7, September 16, 2009 at Texas

Longest Winning Streak: 4, August 27 to September 22, 2009

Longest Losing Streak: 4, July 27 to August 11, 2009

Longest Scoreless Streak: 13.0, September 9 to 22, 2009

CHRIS CARTER

22



INFIELDER

Height/Weight: 6-5 / 231

Bats/Throws: Right / Right

Birthdate: December 18, 1986

Opening Day Age: 23

Birthplace/Resides: Redwood City, California / Las Vegas, Nevada

Major League Service: None

Obtained: Acquired from the Arizona Diamondbacks with pitchers Brett Anderson,

Dana Eveland and Greg Smith and outfielders Aaron Cunningham and Carlos

Gonzalez for pitchers Dan Haren and Connor Robertson, December 14, 2007

Contract Status: First year of a one-year contract through 2010

CAREER HIGHLIGHTS

Was added to the A's 40-man roster Nov. 20, 2009 after batting .290 (593 for 2047) with 118 home runs and 413 RBI in 548 minor league games over five professional seasons...added 143 doubles and 10 triples for a .542 slugging percentage and his 285 walks fueled a .383 on-base percentage...was named the A's Organizational Player of the Year in 2008 and 2009...has topped 25 home runs and 90 RBI in each of his last three seasons...was named Texas League Player of the Year in 2009 and led all of Minor League Baseball with 179 hits...was also named to the TL Midseason and Postseason All-Star Teams and played for the United States in the All-Star Futures Game at St. Louis...led all minor leaguers in extra base hits (75) and total bases (288) while tying for second in home runs (39) in 2008...was originally a 15th round pick of the Chicago White Sox in 2005 and was traded to Arizona on Dec. 3, 2007 before being dealt to the A's along with five others players in the Dan Haren trade 11 days later...was a South Atlantic League Postseason All-Star in 2007 and a Pioneer League All-Star in 2006

2009 HIGHLIGHTS

Was named the A's Organizational Player of the Year for the second consecutive season after batting a combined .329 with 28 home runs and 115 RBI in 138 games with Double-A Midland and Triple-A Sacramento...was also named Texas League Player of the Year after hitting .337 with 24 home runs and 101 RBI in 125 games with Double-A Midland...led all of Minor League Baseball with 179 hits and tied for the lead with 310 total bases...was named to the *Baseball America* Minor League All-Star Team and was also listed as the A's top prospect by the magazine following the season...also ranked second in the minors in RBI, tied for second in extra base hits (73), third in runs scored (115), tied for third in sacrifice flies (11), tied for eighth in doubles (43), tied for 10th in slugging (.570), 11th in on-base percentage (.422) and tied for 11th in home runs and walks (85)...led the Texas League in runs (108), doubles (41), walks (82), on-base percentage (.435), slugging percentage (.576), extra base hits (67) and total bases (282), tied for the lead in sacrifice flies (10), ranked second in batting, home runs and hits (165) and third in RBI and strikeouts (119)...was also named to the TL Midseason and Postseason All-Star Teams...had career highs in batting, games, at bats (544), runs, hits, doubles,

Chris Carter, continued

RBI, walks, stolen bases (13), slugging and on-base percentage...led the A's farm system in runs, hits, doubles, RBI, walks, slugging percentage, extra base hits and total bases and ranked second in batting, home runs and on-base percentage...batted .352 (43 for 122) against left-handed pitching and .322 (136 for 422) with 24 of his 28 home runs against right-handers...was hitting .302 with 13 home runs and 59 RBI in 76 games before the Double-A All-Star Break and then hit .392 with 11 home runs and 42 RBI in 49 games for Midland after the break and before his promotion to Sacramento...hit .296 in April, .288 in May, .324 in June, .365 in July and .398 in August...batted .338 at night and .265 during the day...slammed 10 of his 28 home runs in the first inning...hit .396 when leading off an inning...his average slipped to .317 with runners in scoring position and he was 3 for 14 (.214) with the bases loaded...had a .338 average in 102 games batting third...also batted fourth 24 times, fifth 10 times and sixth twice...led TL first basemen with a .993 fielding percentage and 107 double plays in 105 games...including his time with Sacramento, he appeared in 112 games at first base, nine in left field, five in right field and one at third base...also hit .459 (28 for 61) with six home runs and 18 RBI in 16 games at designated hitter...was named the best batting prospect, best power prospect and third best prospect overall in the Texas League by *Baseball America*...was ranked #76 on the magazine's Top 100 Prospects list prior to the season.

MIDLAND: While at Midland, he batted .392 at home and .289 on the road...had his first of two four-hit games May 1 against San Antonio...also had four hits July 30 at Frisco...was hitting .326 over his first 23 games through May 3 but then went 12 for 67 (.179) over his next 17 games, which dropped his average to .265...had six RBI June 28 against San Antonio...played for the United States team in the All-Star Futures game in St. Louis and was 0 for 3...was batting .297 entering play July 17 and he started a 25-game hitting streak that day which ran through Aug. 10 and lifted his season average to .336...hit .474 (46 for 97) with 31 runs scored, 12 doubles, one triple, seven home runs (.835 slugging percentage) and 27 RBI...was named Texas League Player of the Week three times over his final four weeks with Midland...was honored for the weeks of July 27 to Aug. 3, Aug. 3 to 10 and Aug. 17 to 24...went 3 for 5 in his final game with the RockHounds Aug. 25 at Corpus Christi to boost his average to a season high .337...was promoted to Sacramento Aug. 26.

SACRAMENTO: Was 3 for 5 with four RBI in his Triple-A debut Aug. 26 against Fresno...hit three home runs and drove in seven runs Aug. 31 at Reno...it was one of three three-homer games in the Pacific Coast League...that lifted his Triple-A average to .321 but he went 5 for 26 (.192) over his final seven regular season games...then hit .296 (8 for 27) with four home runs and six RBI in seven post-season games...added six runs, a double and four walks...played for Guasave in the Mexican-Pacific Winter League and hit .212 with five home runs and 10 RBI in 17 games...homered twice against Culiacan Oct. 17.

CAREER

2008—Was named the A's Organizational Player of the Year and the A's Minor League Player of the Year by *Baseball America* after batting .259 with 39 home runs and 104 RBI in 137 games with Single-A Stockton...his home runs tied for second most in all of minor league baseball to Albuquerque's Dallas McPherson (42)...led all minor leaguers with 75 extra base hits and 288 total bases, tied for fourth in runs (101) and was 12th in RBI...led the California League in games, runs, home runs, RBI, slugging percentage (.569), extra base hits, total bases and strikeouts (156) and ranked third in walks (77)...was voted California League Rookie of the Year and was named to the CL postseason All-Star Team...was also named to *Baseball America's* High Class-A All-Star team...topped the A's farm system in runs, home runs, slugging percentage, extra base hits and total bases, ranked second in RBI and walks, fourth in doubles (32), ninth in on-base percentage (.361) and 10th in hits (131)...was named the A's sixth best prospect by *Baseball America* following the season and was also tabbed as the A's Best Power Hitter in the magazine's Best Tools survey...hit .254 against left-handed pitching and .261 against right-handers...appeared in 46 games at designated hitter, 41 at first base, 41 at third base and 14 in right field...committed 25 errors, including 14 as a third baseman (.846 fielding percentage), 10 at first base (.974) and one in right field (.909)...saw his most action with 108 games batting clean-up...received his first of three CL Player of the Week honors for the week of April 14-20 when he hit .375 (9 for 24) with five home runs, 14 RBI, nine runs scored and six walks...was 3 for 4 with three home runs, six RBI, five runs scored and two walks April 19 at Rancho Cucamonga...it was his first of four multi-homer games...also homered twice June 4 and July 9 at Bakersfield and June 19 at High Desert...had 11 home runs and 29 RBI in 53 games through the end of May but then hit .319 with nine home runs and 28 RBI in 26 games in June...had back-to-back four RBI games June 19 and

20 at High Desert and was named CL Player of the Week, June 16-22, after batting .360 (9 for 25) with five home runs and 11 RBI...batted .298 with eight home runs and 27 RBI in 28 games in July...had a grand slam and a season high tying six RBI July 13 against San Jose...homered in four consecutive games from Aug. 7-10 and was named CL Player of the Week, Aug. 4-10, after batting .476 (10 for 21) with five home runs and 11 RBI...had three doubles Aug. 24 at Visalia...finished August with 11 home runs, 20 RBI and 42 strikeouts in 29 games...hit .318 (14 for 44) with 11 runs, three doubles, a triple, five home runs, 18 RBI and nine walks (.431 on-base percentage) in 12 postseason games to lead Stockton to the California League Championship...then played for North Shore Honu in the Hawaii Winter Baseball League and batted .228 with two home runs and seven RBI in 23 games...added 17 walks for a .386 on-base percentage.

2007—Spent the entire season at Single-A Kannapolis in the Chicago White Sox organization and batted .291 with 25 home runs and 93 RBI in 126 games...was named to the South Atlantic League postseason All-Star Team after finishing third in the league in home runs and tying for third in RBI...was also named a Low Class-A All-Star by *Baseball America*...tied for the lead in the White Sox farm system in home runs and RBI...led Kannapolis in home runs, walks (67) and slugging percentage (.522) and tied for the team lead in runs (84) and RBI...batted .341 against left-handed pitching and .271 against right-handers...hit .305 with runners in scoring position and .358 at home...appeared exclusively at first base on defense where he played 73 games...had 13 home runs in 78 games batting clean-up and 12 home runs in 48 games hitting third...hit safely in a season best 16 consecutive games from April 28 to May 14...batted .409 during the streak with nine doubles, two triples, five home runs and 15 RBI...had his first of two two-homer games May 19 against Lexington...hit .336 with eight home runs and 29 RBI in 30 games in May...added 21 walks for a .440 on-base percentage...was 4 for 5 with two home runs, four RBI, a walk and five runs scored June 16 against Greensboro...started at designated hitter for the South All-Stars in the SAL All-Star Game and was 0 for 2 with a walk...was traded twice over a 12-day span in December...was dealt by Chicago to Arizona Dec. 3 for outfielder Carlos Quentin and was one of six players the Diamondbacks sent to the A's Dec. 14 in the Dan Haren trade...was rated by *Baseball America* as the eighth best prospect in the Arizona organization before the trade and the 10th best prospect in the A's system following the deal.

2006—Began the season at Single-A Kannapolis of the South Atlantic League and hit .130 with a home run and five RBI in 13 games before he was sent to extended spring training April 28...joined Great Falls of the Pioneer Rookie League when its season opened in June and hit .299 with 15 home runs and 59 RBI in 69 games...combined for a .273 batting average, 16 home runs and 64 RBI in 82 games overall...was named to the PL postseason All-Star Team after leading the league in home runs and extra base hits (37), tying for the lead in total bases (143) and intentional walks (5), ranking second in slugging percentage (.570), third in RBI and fifth in doubles (21)...was named a Rookie League All-Star by *Baseball America*...appeared in a league leading 62 games at first base and also led PL first basemen in total chances (603), putouts (558), errors (16) and double plays (62)...was named PL Player of the Week the first week of the season, June 19-25, after batting .545 with three home runs and nine RBI in six games...capped the week by going 4 for 4 with four RBI June 25 against Missoula...hit .307 with seven home runs and 16 RBI in 28 games in July...had a grand slam and a season high five RBI Aug. 1 at Missoula...was named the 10th best prospect in the White Sox organization by *Baseball America* following the season.

2005—Made his professional debut at Bristol of the Rookie Appalachian League and hit .283 with 10 home runs and 37 RBI in 65 games...led his team in games, home runs, slugging (.485) and strikeouts (64) and ranked second in RBI...batted .302 with nine of his 10 home runs and 35 of his 37 RBI against right-handed pitching compared to .222 against left-handers...appeared in 38 games at third base, 20 at first base and one at shortstop...hit his first professional home run June 26 at Kingsport...went 3 for 5 with two home runs, five RBI and four runs scored Aug. 9 at Johnson City.

PERSONAL/MISCELLANEOUS

Vernon Christopher Carter was originally signed by White Sox scout George Kachigian...graduated from Sierra Vista (NV) High School in 2005...hit .343 with seven home runs and 35 RBI as a senior and .358 with four home runs and 29 RBI during his junior campaign.

LIFETIME PLAYING RECORD

Year	Club	AVG.	G	AB	R	H	2B	3B	HR	RBI	SH	SF	HP	BB	SO	SB	CS	SLG	OBP	E	
2005	Bristol	.283	65	233	33	66	17	0	10	37	2	2	2	8	17	64	2	1	.485	.350	16
2006	Kannapolis	.130	13	46	4	6	3	0	1	5	0	0	1	5	17	0	0	.261	.231	4	
	Great Falls	.299	69	251	37	75	21	1	15	59	0	1	8	34	70	4	4	.570	.398	16	
2007	Kannapolis	.291	126	467	84	136	27	3	25	93	0	5	6	67	112	3	2	.522	.383	11	
2008	Stockton	.259	137	506	101	131	32	4	39	104	0	6	7	77	156	4	0	.569	.361	25	
2009	Midland	.337	125	490	108	165	41	2	24	101	0	10	11	82	119	13	5	.576	.435	7	
	Sacramento	.259	13	54	7	14	2	0	4	14	0	1	0	3	14	0	1	.519	.293	1	

CAREER TRANSACTIONS

2005 — Selected by the Chicago White Sox organization in the 15th round of the First-Year Player Draft. **2007** — Traded to the Arizona Diamondbacks for outfielder Carlos Quentin, December 3. Traded to the Oakland Athletics with pitchers Brett Anderson, Dana Eveland and Greg Smith and outfielders Aaron Cunningham and Carlos Gonzalez for pitchers Dan Haren and Connor Robertson, December 14.

BOBBY CASSEVAH

29



RIGHT-HANDED PITCHER

Height/Weight: 6-3 / 195

Bats/Throws: Right / Right

Birthdate: September 11, 1985

Opening Day Age: 24

Birthplace/Resides: Jacksonville, Florida / Pensacola, Florida

Major League Service: None

Obtained: Selected in the Major League Rule 5 draft, December 10, 2009

Contract Status: First year of a one-year contract through 2010.

CAREER HIGHLIGHTS

Was selected by the A's in the Rule 5 draft following the 2009 season after compiling an 11-21 record, six saves and a 4.33 ERA in 156 appearances, 14 starts, in five seasons in the Angels organization... allowed just six home runs in 270.0 innings, or one per 45.0 innings...has generated 41 grounded into double plays...had a 57-game, 97.0 inning homerless streak from Sept. 7, 2006 to Aug. 1, 2008.

2009 HIGHLIGHTS

Spent the entire season at Double-A Arkansas in the Los Angeles Angels organization and was 3-7 with four saves and a 3.68 ERA in a career high and team leading 57 relief appearances...tied for third in the Texas League in games pitched...also had career highs in wins, losses, saves and innings pitched (73.1)...yielded just two home runs in 73.1 innings and opponents grounded into 16 double plays... allowed a .236 opponents batting average, which included a .199 (33 for 166) mark and both of his home runs against right-handed hitters and a .295 (31 for 105) average against left-handers...had a .179 average with runners in scoring position and two outs...had a 2.13 ERA in 29 games before the All-Star Break and a 5.81 ERA in 28 outings after the break...converted 4 of 11 (36.4%) save opportunities and allowed 14 of 39 (35.9%) inherited runners to score...tossed at least one inning in 52 of his 57 outings... was named to the Texas League Midseason All-Star Team.

ARKANSAS: Struck out a season high four batters in 1.1 innings in his first outing of the season, April 11 against Midland...tossed a season high 3.2 innings April 17 at Midland and allowed a run on two walks and a season high six hits...did not allow a home run over his first 28 games and 41.1 innings through June 26...compiled a 1.30 ERA over his first 22 outings and did not allow a run in 16 of those contests...then yielded at least one run in nine of his next 13 outings from June 16 to July 14 for a 5.74 ERA...including June 17 against Springfield when he allowed five unearned runs in 0.1 innings...then had a 12-game scoreless streak from July 18 to Aug. 12 (13.2 ip, 5 h, 5 bb, 10 so)...all four of his saves came over the final eight games of that stretch...allowed just 15 earned runs over his first 47 games through Aug. 12 for a 2.11 ERA...then allowed 16 runs, 15 earned, over his final 10 games and 9.1 innings (14.46 ERA)...saw his scoreless streak come to an end Aug. 16 at San Antonio when he allowed a season high six runs on four hits and two walks without retiring

a batter... allowed four runs in consecutive outings, Aug. 29 against Springfield and Sept. 1 against Northwest Arkansas.

CAREER

2008—Made a team leading 44 appearances, all in relief, for Single-A Rancho Cucamonga... compiled a 2-3 record with one save and a 3.79 ERA... yielded just one home run in 71.1 innings... had career highs in strikeouts (52), walks (40) and wild pitches (8)... opponents batted .250, which included a .244 mark by left-handed hitters and .256 by right-handers... issued 33 walks and struck out 22 left-handers but had just seven walks while fanning 30 righties... had a 5.67 ERA in 23 outings before the All-Star Break and a 2.13 ERA in 21 appearances after the break... opponents hit .208 when leading off an inning and .180 with runners in scoring position and two outs... compiled a 1.83 ERA and .210 opponents batting average in 20 appearances at home and a 6.19 ERA and .292 average in 24 outings on the road... converted 1 of 4 (25.0%) save opportunities and allowed 14 of 43 (32.6%) inherited runners to score... was placed on the disabled list April 26 with an exertional headache and reinstated May 5... tossed a season high 4.2 shutout innings June 13 against Modesto... had an eight-game, 16.0-inning scoreless streak from July 6 to 29... struck out a season high four in 3.2 shutout innings July 23 against Stockton... posted a 1.02 ERA in nine outings in July... allowed his only home run of the season Aug. 1 against Lancaster, snapping a season opening 33-game, 55.2-inning homerless streak... it was his first home run allowed since Sept. 7, 2006, a streak of 57 games and 97.0 innings without a home run.

2007—Began the season in extended spring training but was sent to Single-A Cedar Rapids of the Midwest League May 31... compiled a 3.75 ERA in eight appearances before he was transferred to Orem of the Pioneer Rookie League June 30... posted a 4.32 ERA in six outings with the Owlz and was sent back to Cedar Rapids July 16... had a 1.42 ERA in 10 games during his second stint with the Kernels and was 2-1 with one save a 2.32 ERA in 18 appearances overall for Cedar Rapids... combined at both stops for a 2.75 ERA and .241 opponents batting average in 24 relief appearances... did not allow a home run in 39.1 innings... yielded a .268 average against left-handed hitters and .230 against right-handers... opponents batted .227 with runners in scoring position... recorded his first professional save with 2.1 scoreless innings at Beloit June 14... made one postseason appearance for Cedar Rapids and took the loss (3.1 ip, 5 h, 3 r, 2 er, 5 so).

2006—Was 2-5 with a 6.80 ERA in 16 games, 10 starts, for Orem of the Pioneer Rookie League... had a 0-5 record and an 8.89 ERA in his 10 starts and was 2-0 with a 2.63 ERA in six relief appearances... walked 38 and struck out 32 in 41.0 innings and allowed just one home run... opponents hit .337, including .271 by left-handed hitters and .364 by right-handers... had 23 walks and 12 strikeouts against lefties and 15 walks and 20 strikeouts against righties... allowed 25 of his 40 runs in the first inning for a 23.00 ERA... had a 2.25 ERA after that.

2005—Made his professional debut for the Angels affiliate in the Arizona Rookie League and was 2-5 with a 5.40 ERA in 15 games, four starts... allowed two home runs in 45.0 innings... opponents hit .318, including .284 by right-handers and .381 by lefties... lost each of his first four professional appearances (9.64 ERA) and then went 2-1 with a 3.48 ERA over his final 11 outings... recorded his first career win July 26 against the Rangers with 3.0 scoreless innings (1 h, 1 so).

PERSONAL/MISCELLANEOUS

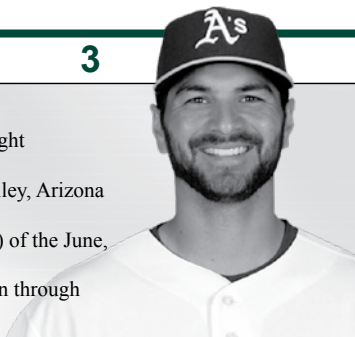
Robert Alan Cassevah... graduated from Pace High School (FL)... was originally signed by Angels scout Tom Kotchman.

LIFETIME PITCHING RECORD

Year	Club	W	L	ERA	G	GS	CG	SHO	SV	IP	H	R	ER	HR	HB	BB	IBB	SO	WP	BK
2005	AZL Angels	2	5	5.40	15	4	0	0	0	45.0	57	28	27	2	7	14	0	27	2	0
2006	Orem	2	5	6.80	16	10	0	0	0	41.0	57	40	31	1	2	38	0	32	0	0
2007	Cedar Rapids	2	1	2.32	18	0	0	0	1	31.0	25	9	8	0	5	13	1	25	1	0
	Orem	0	0	4.32	6	0	0	0	0	8.1	9	6	4	0	4	5	1	9	3	0
2008	Rancho Cucamonga	2	3	3.79	44	0	0	0	1	71.1	67	33	30	1	5	40	2	52	8	0
2009	Arkansas	3	7	3.68	57	0	0	0	4	73.1	64	40	30	2	4	37	6	45	3	0

CAREER TRANSACTIONS

2004 — Selected by the Los Angeles Angels organization in the 34th round of the First-Year Player Draft. **2009** — Selected by the Oakland Athletics in the Major League Rule 5 draft, December 10.

**THIRD BASE****Height/Weight:** 6-1 / 215**Bats/Throws:** Left / Right**Birthdate:** December 7, 1977**Opening Day Age:** 32**Birthplace/Resides:** Los Angeles, California / Paradise Valley, Arizona**Major League Service:** 11 years, 20 days**Obtained:** Selected in the 1st round (10th selection overall) of the June, 1996 draft**Contract Status:** Sixth year of a six-year contract extension through 2010 with a club option for 2011.**CAREER HIGHLIGHTS**

Completed his 12th season as an Athletic in 2009, which is tied with Mark McGwire for second most seasons in an Oakland uniform... only Rickey Henderson, with 14 years, has more... ranks among the top 10 in nearly every category on the Oakland career lists... is second in doubles (274) and extra base hits (523), fourth in home runs (229), RBI (777), total bases (2251) and at bats (4672), fifth in hits (1250) and strikeouts (891), sixth in games played (1287) and runs (720) and seventh in walks (557) and slugging percentage (.482)... is sixth in Athletics history in home runs and strikeouts, seventh in RBI and extra base hits, ninth in total bases and doubles and 10th in slugging... has 115 career home runs in Oakland, which is tied for fourth on the all-time Coliseum list... has 223 career home runs as a third baseman, which is an Athletics franchise record... has 1233 career games at third base, which is second most in A's history to Sal Bando who played 1395 games at third in an Oakland uniform and 1446 total as an Athletic... won six consecutive American League Gold Glove awards at third base from 2001-06... only Brooks Robinson, with 16, has more AL Gold Gloves at third base... has started all 27 games at third base for the A's in their five postseason series since 2000... set an Oakland record for fielding percentage by a third baseman with a .987 mark in 2006... led AL third basemen in fielding in 2001 and 2006... led the AL with 95 walks in 2004... was named to *The Sporting News* American League All-Star team as the third baseman and also received the AL Silver Slugger award for third basemen in 2002 when he had a career high 34 home runs to go along with 109 RBI... was named AL Player of the Month in September of 2001... had the first cycle in Coliseum history June 21, 2000 against Baltimore... was named Minor League Player of the Year by Baseball America and also received the J.G. Taylor Spink Award as the Topps/NAPBL Minor League Player of the Year in 1998.

MOST SEASONS IN AN OAKLAND UNIFORM

14	Rickey Henderson
12	Eric Chavez
12	Mark McGwire
11	Terry Steinbach
10	Rick Langford
10	Carney Lansford
10	Dwayne Murphy
10	Mike Norris
10	Joe Rudi
10	Curt Young

2009 HIGHLIGHTS

Had season-ending surgery for the third consecutive season, appearing in just eight games before having microdiscectomy surgery on his back June 23... the surgery was performed by Dr. Robert Watkins in Los Angeles and it was his fifth surgery since Sept. 5, 2007, the second on his back (Oct. 9, 2007)... has also had three shoulder surgeries (Aug. 13, 2008; Nov. 16, 2007; Sept. 5, 2007)... appeared in just 23 games in 2008 and 90 in 2007 for a total of 121 games over the last three years... has a .233 batting average, 17 home runs and 61 RBI over that span... went 3 for 30 (.100) with one RBI in eight games in 2009... appeared in just 11 games during Spring Training as he continued rehabbing from shoulder surgery... was on the A's Opening Day roster for the 10th time in the last 11 years... made his Athletics record 10th career Opening Day start at third base April 6 at Los Angeles... the previous record was nine by Sal Bando and Carney Lansford... is the eighth Athletic to make 10 or more Opening Day starts at any position, the second Oakland Athletic (Rickey Henderson, 12)... was 0 for his last 15 when he was placed on the 15-day disabled list May 1 retroactive to April 25 with a strained right forearm... had back spasms May 10 and an MRI May 11 revealed a bulging disk in his back... was transferred to the 60-day DL May 19... it was his sixth career stint on the DL, his fourth in the last three years.

CAREER

2008—Was limited to just 23 games... missed the first two months of the season rehabbing from off-season back surgery and played a little over a month before going on the disabled list for a second time July 2 with a right shoulder inflammation... had season ending surgery to repair the labrum in his right

shoulder Aug. 13...batted .247 with two home runs and 14 RBI in his limited time with Oakland...was 8 for 24 (.333) against left-handed pitching and 14 for 65 (.215) against right-handers...went 8 for 17 (.471) with runners in scoring position after batting .203 with RISP over the previous two seasons...hit .234 with two strikes in the count and had 11 of his 22 hits for the season in that situation...committed one error in 15 games at third base for a .978 fielding percentage and also batted .129 in eight games at designated hitter...the A's won both of the games in which he homered in 2008 and are now 162-52 (.757) when he homers in his career...did not play during the spring as he continued his rehab from back surgery...was placed on the 15-day disabled list March 25 retroactive to March 19 and did not make the A's season opening trip to Japan...had his streak of consecutive Opening Day starts snapped at an Oakland record tying nine...it marked the first time he has not been on the A's Opening Day roster since 1998...was transferred to the 60-day DL April 24...began his rehab assignment with Triple-A Sacramento May 15 and hit .367 with two home runs and three RBI in nine games...appeared in five games at third base and four at designated hitter before he was reinstated from the DL May 29...made seven of his first 11 starts at third base and then started each of the A's eight games from June 13 to 21 at third...was batting .284 through games of June 21 but appeared in just four of the A's next nine games, all at designated hitter...went 1 for 15 in those four games to drop his average to .247...went 0 for 3 with a walk in a start at DH July 1 at Los Angeles and was placed on the 15-day DL the next day with a right shoulder inflammation...it was his second stint on the DL in 2008 and his third since July 27, 2007...ended up starting 23 of the A's 30 games while he was on the active roster (15 at third base, eight at designated hitter)...was transferred to the 60-day DL Aug. 6 and had season ending shoulder surgery Aug. 13.

2007—Appeared in just 90 games as he spent the final two months of the season on the disabled list...was placed on the DL Aug. 3 retroactive to July 27 with lower back spasms and had three surgeries over a 10-week span...had surgery to repair a torn labrum on his right shoulder Sept. 5, microdiscectomy surgery on his back Oct. 9 and a left shoulder debridement Nov. 16...hit a career low .240, marking the fourth consecutive season his average has decreased...committed just six errors in 88 games at third base for a .9751 fielding percentage...did not qualify for the league leaders but his percentage was second best among AL third basemen with 81 or more games (Iwamura, TB .9753)...started a team leading 87 games at third...10 of his 15 home runs came in Oakland, 12 came off right-handed pitching, 10 were solo shots and nine were with two strikes...the A's were 10-5 in games in which he homered...hit .204 with runners in scoring position...batted .197 against a pitcher the first time he saw him in a game and .291 after that...was batting .230 with five home runs and 21 RBI over his first 46 games through May 27...then hit .297 with seven home runs and 12 RBI over a 17-game span from May 28 to June 15...finished the season by batting .222 with three home runs and 13 RBI over his final 27 games...made the A's Opening Day roster for the ninth consecutive season and also made his Oakland record tying ninth consecutive Opening Day start...batted .186 in May, which was his second lowest average ever in a month to his .179 in June of 2006 (min. 50 at bats)...went 1 for 31 with runners in scoring position from May 12 to June 8...hit his second career walk-off home run in the A's 5-4 win over Boston June 4, a solo shot with two outs in the bottom of the 11th inning off Kyle Snyder...it was his fourth career game-ending hit...went 0 for 6 with his first career four-strikeout game June 12 at Houston...then homered in three consecutive games from June 13 to 15, the fourth time he has done that in his career...it was the first time since Aug. 26-28, 2004...started each of the A's first four games after the All-Star Break...then missed the next four games from July 16-20 and made just three starts over the A's final 17 games before going on the DL Aug. 3...pinch ran July 24 at Los Angeles, his first appearance as a pinch runner since July 31, 2000 against Toronto...also pinch ran the next day and scored both times...missed 60 games while on the DL...was transferred to the 60-day DL Sept. 1.

2006—Won his sixth consecutive American League Gold Glove award at third base, joining Brooks Robinson (16) and Buddy Bell (6) as the only AL third basemen with six or more Gold Gloves...is one of just six third basemen in Major League history with six or more along with Mike Schmidt (10), Scott Rolen (7) and Robin Ventura (6)...joins Dwayne Murphy as the only two Athletics with six Gold Gloves...led the Majors and set an Oakland record for fielding percentage by a third baseman as he committed just five errors in 134 games for a .987 fielding percentage...shattered the previous mark of .980 by Carney Lansford in 1987...it was the second time he led the AL in fielding (2001)...it was the fourth best fielding percentage by a third baseman in AL history and was second best by an Athletic to Hank Majeski's .988 with Philadelphia in 1947...also led ML third basemen with an Oakland record 43 double plays...had the most double plays by an AL third baseman since Gary Gaetti had 46 for Minnesota in 1983...batted .241 with 22 home runs and 72 RBI in 137 games but did not spend any time on the disabled list...was bothered by tendinitis in both of his forearms and also had hamstring problems for much of the season...the batting average was second lowest in the AL to the Royals Angel Berroa (.234)...however, walked 84 times, which was second most in his career...reached the 20 home run

plateau for the seventh consecutive season...is the fourth player in Oakland history with at least seven 20-homer seasons (McGwire 9, Jackson 8, Canseco 7) and only he and Reggie did it in consecutive seasons...batted .285 with 13 home runs and 43 RBI over his first 52 games through June 6...then hit .214 with nine home runs and 29 RBI over his final 85 games...his batting average included a .197 mark against left-handed pitchers, a .202 average with runners in scoring position, a .213 mark on the road and a .137 average in interleague play...his road batting average was the lowest in the AL, his average with RISP was third lowest and his interleague average tied for third lowest in the Majors...set what was then an Oakland record for consecutive errorless games by a third baseman with a 65-game streak from May 1 to Aug. 4...made his eighth consecutive Opening Day start at third base...had his lone two-homer game of the season April 11 at Minnesota...hit his 192nd career home run as a third baseman April 24 at Texas, breaking Sal Bando's franchise record...finished April with a .301 batting average, nine home runs and 20 RBI...did not bat higher than .253 in any of the remaining months...hit his 200th career home run May 2 at Los Angeles, a three-run shot off John Lackey in the first inning...it was his 10th home run of the season but he would go on to hit just 12 home runs over his final 112 games...batted .179 in June, which was the lowest one-month average of his career...was batting .366 with runners in scoring position June 3 but went 11 for 88 (.125) with RISP the rest of the way...including a 0 for 25 streak from June 3 to July 7...had 11 total chances June 17 against Los Angeles (NL), tying an Oakland record for total chances by a third baseman (Bill Almon, June 10, 1983 vs. Chicago)...had nine assists in the game, which also tied an Oakland record for the third time...hit .173 with five doubles, one home run and four RBI over a 37-game span from June 18 to Aug. 11...that included a 17-game stretch without an RBI from June 18 to July 18, matching the longest such streak of his career (April 12-30, 1999)...homered just twice over a 56-game stretch from June 17 to Aug. 30...batted eighth July 24 against Boston, the first time he started in the eight spot in the order since Sept. 26, 2001 against Anaheim...started all seven of the A's postseason games at third base and hit .217 with two home runs and three RBI...has started all 27 games at third base for the A's in their five postseason series since 2000 and has a .222 (24 for 108) career average in the postseason.

2005—Won his fifth consecutive American League Gold Glove award at third base...led the A's in nearly every offensive category including games (160), at bats (625), runs (92), hits (168), doubles (40), home runs (27), RBI (101), walks (58), strikeouts (129), total bases (291), extra base hits (68) and sacrifice flies (9)...the games, at bats, hits, strikeouts and sacrifice flies were career highs...however, batted just .269 with a .329 on-base percentage and a .466 slugging percentage...led or tied for the team lead in home runs for the fourth consecutive season to become the first Athletic to lead his team in home runs four straight years since Norm Siebern led the Kansas City A's from 1960-63...it was his sixth consecutive season with 25 or more home runs and he is one of two players in Athletics history to with at least six straight seasons of 25 or more home runs...Jimmie Foxx had seven from 1929-35...is one of five players in Athletics history with six 25-homer seasons (Mark McGwire 8, Foxx and Reggie Jackson 7, Bob Johnson 6)...had at least 100 RBI for the fourth time in his career to become the fifth player in Oakland history to reach the 100 RBI plateau at least four times (Canseco 5; Giambi, McGwire and Tejada, 4)...tied for the A's team lead with four intentional walks which were the fewest ever by an Oakland team leader...his 40 doubles tied for eighth in the AL...also tied for fourth in the AL in sacrifice flies, ranked sixth in strikeouts and was tied for eighth in games played...had 71 two-strike hits which were sixth most in the AL and 28 go-ahead RBI which tied for sixth most...the A's were 21-3 in games in which he homered...batted .309 with 24 of his 27 home runs and 82 of his 101 RBI in A's victories and .214 in A's losses...ranked sixth among AL third basemen with a .966 fielding percentage...made a team leading 104 starts batting clean-up...batted .190 with two home runs and 11 RBI over his first 37 games, .321 with 19 HR and 64 RBI over his next 87 games from May 16 to Aug. 24, and .221 with 6 HR and 26 RBI over his final 36 games...hit .379 in June, which was his best one month average ever...made his seventh consecutive Opening Day start at third base...went 13 consecutive games without an extra base hit from May 1 to 15, matching the longest such streak of his career...homered in back-to-back games May 17 and 18 to snap a 25-game, 103-at bat homerless streak...hit his fifth career grand slam June 2 against Toronto...was named AL Player of the Week for the second time in his career for the week of May 30 to June 5 when he hit .357 with three home runs, nine RBI and seven runs scored...was a perfect 5 for 5 with a double, two home runs and four RBI June 12 at Atlanta...it was his first career five-hit game and he tied the Oakland record for hits in a game...started all three games of the New York Mets series from June 14-16 at designated hitter, his first starts at DH since Sept. 21, 2002...doubled July 1 against Chicago for the 200th double of his career...had his second two-homer game of the season July 25 against Cleveland...appeared in each of the A's first 123 games before missing the game Aug. 23 at Detroit...was not with the club that day following the birth of his first child Diego Aug.

MOST HOME RUNS, ATHLETICS THIRD BASEMAN (since 1901)

SEASON

32	Eric Chavez, 2001
31	Sal Bando, 1969
29	Eric Chavez, 2004
29	Eric Chavez, 2003
29	Eric Chavez, 2002

CAREER

223	Eric Chavez
191	Sal Bando
86	Carney Lansford
79	Wayne Gross
65	Ed Charles

**only includes home runs hit as third baseman*

22...it was the longest consecutive games played streak of his career...singled off Scot Shields in the eighth inning Aug. 31 at Los Angeles for the 1000th hit of his career...it came in his 1000th career game...had back-to-back four RBI games Sept. 7 against Seattle and Sept. 9 at Texas...had two home runs and five RBI Sept. 18 at Boston.

2004—Won his fourth consecutive American League Gold Glove award at third base...appeared in just 125 games as he was on the disabled list from June 2 to July 9 with a broken bone in his right hand...despite the limited playing time he led the AL with a career high and team leading 95 walks...also led the A's with 29 home runs...tied for fifth in the AL with a career high .397 on-base percentage...was also tied for fifth in the AL in grounded into double plays (21) and ranked eighth in pitches per plate appearance (4.05)...12 of his home runs came with two strikes which was sixth most in the AL...tied for eighth in the AL with a team leading 10 intentional walks...batted .306 against left-handed pitching and .257 against right-handers after entering the season with a .221 career average against southpaws and .297 against righties...batted exclusively in the three spot in the batting order...appeared in 125 games at third base, all starts, and ranked second among AL third basemen with a .968 fielding percentage...had a 47-game errorless streak from May 21 to Aug. 22...in addition to his games at third base, he also made his second career appearance in the outfield April 19 at Seattle when he played left field...agreed to terms on a six-year contract extension through 2010 with a club option for 2011 March 18...was on his sixth straight Opening Day roster and made his sixth straight Opening Day start at third base...had his 10th career two-homer game May 4 against New York...drove in the 500th run of his career May 29 at Cleveland...was batting .246 with 13 home runs, 35 RBI and a .372 on-base percentage in 49 games when he was hit by a Damaso Marte pitch in the 11th inning June 1 against Chicago...the pitch broke a bone in his right hand and he missed 33 games...ranked second in the AL in home runs at the time of the injury...made a three-game rehab appearance with Triple-A Sacramento from July 5-7 and was reinstated from the DL July 9...hit .295 with 16 home runs, 42 RBI and a .413 on-base percentage over his final 76 games...reached base safely via hit or walk in 28 consecutive games from May 20 to July 29 and hit .340 with a .478 on-base percentage over that span...had his 11th career two-homer game Aug. 20 at Tampa Bay...scored the 500th run of his career Sept. 25 at Anaheim.

2003—Won his third consecutive American League Gold Glove award at third base...led AL third basemen with 101 RBI and tied for the lead with 29 home runs...drove in 100 runs for the third consecutive season and is one of nine players in Athletics history with at least three straight 100 RBI seasons (Baker, Canseco, Foxx, Giambi, Johnson, Simmons, Tejada, Zernial)...posted career highs in runs (94), triples (5) and total bases (302) and matched his best in stolen bases (8)...led the A's in batting (.282), home runs, multiple hit games (46), total bases and extra base hits (73)...tied for 10th in the AL in doubles (39) and was tied for eighth in intentional walks (10)...tied for ninth in the AL with 26 go-ahead RBI...batted .220 against southpaws compared to .312 against right-handers...set an Oakland record for assists by a third baseman with a Major League leading 343...also led Major League third basemen and posted career highs in total chances (482) and putouts (125)...tied for the lead in double plays (33)...committed 14 errors and finished third in the AL with a .971 fielding percentage...appeared in a career high 154 games at third base, the most by an Athletic since Sal Bando in 1976 (155)...was batting .257 in 87 games at the All-Star Break but then hit .313 after the break...made his fifth consecutive Opening Day start at third base...homered in three straight games at Seattle, April 15-17, the first time he has homered in three straight games in his career...did it again June 24-26 at Texas...had his first two homer game of the season Aug. 6 at Detroit and added five RBI...added a second two-homer game Sept. 11 against Anaheim...batted .322 in August and .313 in September...then went 1 for 22 with no RBI in the ALDS against Boston...started the series 0 for 17...committed two errors in Game 3, both in the second inning which tied a postseason record for errors in an inning by a third baseman...became the first third baseman to commit two errors in an ALDS game.

2002—Named to *The Sporting News* American League All-Star team as the third baseman and also received the AL Silver Slugger award for third basemen...also won the AL Gold Glove award at third

base for the second consecutive season...reached the 30 home run and 100 RBI plateau for the second consecutive season as he hit a career high 34 home runs and added 109 RBI...matched his career best in stolen bases (8)...led the A's in stolen bases, extra base hits (68) and strikeouts (119) and tied for the lead in home runs...tied for seventh in the AL in home runs and was ninth in RBI...also ranked sixth in the AL with a career high 13 intentional walks...the A's were 23-7 in games in which he homered...16 of his 34 home runs came with men on base, including 11 two-run, four three-run and one grand slam May 11 against Toronto...is the eighth player in Athletics history to hit 30 home runs in back-to-back seasons (Canseco, Foxx, Giambi, Kingman, McGwire, Simmons, Tejada)...batted .209 against left handed pitchers and .301 against right-handers...batted .311 with runners in scoring position but just .208 with RISP and two outs...had a .961 fielding percentage which was fifth best in the AL as he led the circuit in total chances (438), putouts (120) and assists (301)...hit his first career Opening Day home run April 1 against Texas...had his first of four two homer games April 9 at Texas...also homered twice June 4 against Seattle, Aug. 1 against Detroit and Aug. 19 at Cleveland...did not reach base April 11, snapping a string of 37 consecutive games reaching base dating back to Aug. 28, 2001...homered April 14 at Anaheim but the A's lost, snapping a streak of 23 consecutive A's wins in games in which he homered...that equaled the fourth longest such streak in Major League history...made his professional debut in the outfield May 7 against Boston when he played left field...snapped a career long 0 for 26 streak July 18 against Anaheim...hit .300 with 10 home runs and 30 RBI in 28 games in August, the best one month home run and RBI total of his career...earned AL Player of the Week honors for the week ending Aug. 25 when he hit .367 with four home runs, 13 RBI and 10 runs scored...including a two home run, five RBI performance Aug. 19 at Cleveland...hit his 100th career home run Aug. 20 at Cleveland off Jake Westbrook...hit .381 in the Division Series against Minnesota and had a team leading five RBI...including his first career postseason home run, a three-run shot off Joe Mays in the first inning of Game 2...hit safely in all five games...played in the 2002 All-Star Series in Japan following the season and hit .294 with a home run and three RBI in seven games.

2001—Hit 32 home runs and drove in 114 runs to break Sal Bando's franchise record for home runs and RBI by a third baseman (31, 113 in 1969)...his RBI total was second among Major League third basemen and he finished second among AL third basemen in home runs...also won the Gold Glove Award for AL third baseman to become the seventh Athletic to win the award, the first third baseman...led AL third basemen with a .972 fielding percentage, 433 total chances and 321 assists...joins Carney Lansford (1987, 1988 and 1990) as the only Oakland third basemen to lead the league in fielding...had career highs in batting (.288), doubles (43), RBI and stolen bases (8)...ranked fourth in the AL in doubles, tied for ninth in extra base hits (75) and 10th in RBI...put up his best numbers during the second half of the season as he hit .340 with 21 home runs and 68 RBI in 69 games after the All-Star Break...the A's were 25-4 in games in which he homered...had his first career two homer game April 26 at Chicago and added six RBI...hit his first career game ending home run June 20 against Seattle, belting a two-out, three-run home run off Sasaki in a 6-4 A's win...had two home runs and six RBI July 20 at Kansas City...made his first career appearance at first base Aug. 21 against Cleveland...had a 14-game hitting streak from Aug. 4 to 19 and a 13-game hitting streak from Sept. 10 to 30...reached base safely via hit or walk in each of his final 31 regular season games...had his third career two homer game Aug. 30 at Baltimore and drove in eight runs, a new career high...hit his third career grand slam in the eighth...hit .370 in September with eight home runs and 26 RBI and was named American League Player of the Month...hit .143 in five starts at third base in the ALDS against New York.

2000—Was having a roller coaster season the first four months of the year before picking up the pace following the injury to Olmedo Saenz July 31...hit .310 in April, .188 in May, .355 in June and .226 in July...was hitting .270 with 14 home runs and 47 RBI in 98 games through July 31...hit .320 in August and batted .289 from Aug. 1 until the end of the season with 12 home runs and 39 RBI in 55 games...then batted .333 in the American League Division Series against New York, including a three-hit performance in Game 1...finished the regular season with a .197 average against left handed pitching which ranked lowest in the American League and second lowest in the majors...homered off the Indians Chuck Finley April 10, his first career home run off a left-handed pitcher...had five RBI April 14 at Boston when he hit his second career grand slam (Brian Rose)...had a career high 15-game hitting streak from May 27 to June 18...hit for the cycle June 21 against Baltimore for his first career four-hit game...it was the first cycle in Coliseum history by any player...at the age of 22 years, 197 days, he became the eighth youngest player in Major League history to hit for the cycle...agreed to a four-year contract extension two days later June 23...had an inside the park home run Aug. 8 at Yankee Stadium...his .951 fielding percentage ranked seventh among AL third basemen.

**MOST GOLD GLOVES,
MAJOR LEAGUE
THIRD BASEMEN**

- 16 Brooks Robinson
- 10 Mike Schmidt
- 7 Scott Rolen
- 6 Eric Chavez**
- 6 Buddy Bell
- 6 Robin Ventura

1999—Got off to a slow start offensively but began to get back on track after the All-Star Break before a foot injury interrupted his season in mid-August...finished the year with a .247 batting average but tied for third among American League rookies with 46 walks...his .961 fielding percentage ranked second among AL third basemen with 100 or more games...was the A's Opening Day starter at third base and at the age of 21 years, 119 days, he was the A's youngest Opening Day starter since Rickey Henderson in 1980 (21 years, 106 days)...made his professional debut at shortstop April 29 against Cleveland...hit his first Major League home run May 15 against Minnesota off LaTroy Hawkins in his 136th career at bat...hit .184 against left-handers and .257 with all 13 of his home runs against right-handers...hit his first career grand slam July 21 at Seattle off Ken Cloude...was batting .324 in his first 31 games after the break before landing on the disabled list Aug. 21 with torn plantar fascia in his right foot...was sent to Vancouver on a rehab assignment during the Pacific Coast League Championship Series against Oklahoma and hit .462 with a home run and two RBI in four games...returned to Oakland Sept. 19 and hit .150 over his final 13 games...his .462 pinch batting average was second among AL pinch-hitters with at least 10 at bats.

1998—Was named Minor League Player of the Year by *Baseball America* and also received the J.G. Taylor Spink Award as the Topps/NAPBL Minor League Player of the Year...made his Major League debut with Oakland in just his second season of professional baseball...batted a combined .327 with 33 HR and 126 RBI in 135 games at his two minor league stops in Double-A Huntsville and Triple-A Edmonton...the RBI total ranked third in all of minor league baseball as did his 79 extra base hits...also ranked tied for second in total bases (319) and tied for fifth in doubles (45)...was brought up to Oakland at the conclusion of Edmonton's season Sept. 8 and struck out as a pinch-hitter for Mike Blowers in his ML debut that night against Baltimore...started the next day at third base against the Orioles and collected his first ML hit with a second inning single off Juan Guzman...was named as the third baseman on the Southern League Postseason All-Star Team...finished third in the SL in batting (.328), second in slugging (.612) and tied for fourth in home runs (22)...was also named to the Topps/NAPBL Double-A All-Star Team and the Howe Sportsdata All-Star Team...played for Peoria in the Arizona Fall League and hit .311 with a home run and eight RBI in 11 games.

1997—Was named to the California League Postseason All-Star Team at third base in his first professional season...drove in 100 runs for Single-A Visalia which led the team and tied for fourth in the Cal League...it was fifth most in the A's farm system...also led the Oaks with 18 home runs and 141 hits and tied for the team lead with 30 doubles...was 0 for 6 in two playoff games for Visalia...was rated as the best defensive third baseman in the Cal League by *Baseball America*.

PERSONAL/MISCELLANEOUS

Eric Cesar Chavez was signed by Ron Vaughn Aug. 27, 1996...graduated from Mount Carmel High School in 1996...was a two-time *Baseball America* High School All-America selection...was the only junior on the 1995 squad after batting .537 with 9 HR, 35 RBI and 51 steals and then hit .458 his senior season with 11 HR, 24 RBI and 33 stolen bases...supports former A's pitcher Dave Stewart's Ante Up for Autism event, an annual event that takes place during Spring Training that raises funds for autism research...donates tickets to local fire and police stations each season...served as a member of the Oakland Action Team, a national youth volunteer initiative administered by the Major League Baseball Players Trust and Volunteers of America that is actively recruiting the next generation of volunteers...was the recipient of the 2004 Dave Stewart Community Service Award which is given annually to an A's player for outstanding work in the community...he and his wife, Alex, have three children: Diego, Dolce and Cruz Cesar.

A'S PLAYERS WHO HAVE PITCHED

PLAYER	DATE	OPPONENT	SCORE	DEC	IP	H	R	ER	BB	SO
Frank Menechino	July 18, 2000	at Colorado	3-18	-	1.0	6	4	4	0	0
Kevin Seitzer	May 2, 1993	at Cleveland	2-10	-	0.1	0	0	0	0	1
Vance Law	October 2, 1991	at Kansas City	5-16	-	0.2	1	0	0	1	0
Mark Wagner	August 20, 1984	at Detroit	1-14	-	1.2	2	0	0	1	1
Garry Hancock	June 25, 1984	at Kansas City	0-16	-	1.1	0	0	0	0	0
Wayne Gross	May 18, 1983	at Minnesota	5-16	-	2.1	2	0	0	1	0
Jeff Newman	September 14, 1977	at Kansas City #2	0-6	-	1.0	1	0	0	0	0

LIFETIME PLAYING RECORD

Year	Club	AVG.	G	AB	R	H	2B	3B	HR	RBI	SH	SF	HP	BB	SO	SB	CS	SLG	OBP	E
1997	Visalia	.271	134	520	67	141	30	3	18	100	3	2	2	37	91	13	7	.444	.321	32
1998	Huntsville	.328	88	335	66	110	27	1	22	86	3	3	1	42	61	12	4	.612	.402	14
	Edmonton	.325	47	194	38	63	18	0	11	40	0	2	1	12	32	2	3	.588	.364	7
	OAKLAND	.311	16	45	6	14	4	1	0	6	0	0	0	3	5	1	1	.444	.354	0
1999	OAKLAND	.247	115	356	47	88	21	2	13	50	0	0	0	46	56	1	1	.427	.333	9
2000	OAKLAND	.277	153	501	89	139	23	4	26	86	0	5	1	62	94	2	2	.495	.355	18
2001	OAKLAND	.288	151	552	91	159	43	0	32	114	0	7	4	41	99	8	2	.540	.338	12
2002	OAKLAND	.275	153	585	87	161	31	3	34	109	0	2	1	65	119	8	3	.513	.348	17
2003	OAKLAND	.282	156	588	94	166	39	5	29	101	0	3	1	62	89	8	3	.514	.350	14
2004	OAKLAND	.276	125	475	87	131	20	0	29	77	0	4	3	95	99	6	3	.501	.397	13
	Sacramento	.308	3	13	2	4	1	0	0	0	0	0	0	1	2	0	0	.385	.357	0
2005	OAKLAND	.269	160	625	92	168	40	1	27	101	0	9	2	58	129	6	0	.466	.329	15
2006	OAKLAND	.241	137	485	74	117	24	2	22	72	0	6	1	84	100	3	0	.435	.351	5
2007	OAKLAND	.240	90	341	43	82	21	2	15	46	0	4	0	34	76	4	2	.446	.306	6
2008	Sacramento	.367	9	30	7	11	3	0	2	3	0	0	0	3	7	0	0	.667	.424	0
	OAKLAND	.247	23	89	10	22	7	0	2	14	0	0	0	6	18	0	0	.393	.295	1
2009	OAKLAND	.100	8	30	0	3	1	0	0	1	0	0	0	1	7	0	0	.133	.129	0
ML Totals		.268	1287	4672	720	1250	274	20	229	777	0	40	13	557	891	47	17	.482	.345	110

CAREER TRANSACTIONS

1996 — Selected by the Oakland Athletics organization in the 1st round (10th selection overall) of the free agent draft, June 2. **1999** — On disabled list, August 21 to September 19; included rehabilitation assignment to Vancouver, September 14 to 19. **2004** — On disabled list, June 2 to July 9; included rehabilitation assignment to Sacramento, July 5 to 9. **2007** — On disabled list, July 27 to end of season. **2008** — On disabled list, March 19 to May 28; included rehabilitation assignment to Sacramento, May 15 to 28. On disabled list, July 2 to November 13. **2009** — On disabled list, April 25 to November 5.

DIVISION SERIES RECORD

Year	Club/Opp.	AVG.	G	AB	R	H	2B	3B	HR	RBI	SH	SF	HP	BB	SO	SB	CS	SLG	OBP	E
2000	OAK vs. NY	.333	5	21	4	7	3	0	0	4	0	0	0	0	5	0	0	.476	.333	0
2001	OAK vs. NY	.143	5	21	0	3	1	0	0	0	0	0	0	0	5	0	0	.190	.143	1
2002	OAK vs. MIN	.381	5	21	3	8	0	0	1	5	0	0	0	2	1	0	0	.524	.435	0
2003	OAK vs. BOS	.045	5	22	1	1	1	0	0	0	0	0	0	1	3	1	0	.091	.087	2
2006	OAK vs. MIN	.200	3	10	2	2	1	0	1	1	0	0	0	2	4	0	0	.600	.333	0
Totals		.221	23	95	10	21	6	0	2	10	0	0	0	5	18	1	0	.347	.260	3

LEAGUE CHAMPIONSHIP SERIES RECORD

Year	Club/Opp.	AVG.	G	AB	R	H	2B	3B	HR	RBI	SH	SF	HP	BB	SO	SB	CS	SLG	OBP	E
2006	OAK vs. DET	.231	4	13	1	3	1	0	1	2	0	0	0	2	4	0	0	.538	.333	1

CHAVEZ' CAREER HIGHS

Hits: 5, June 12, 2005 at Atlanta; 4 (seven times), last: April 16, 2006 vs. Texas

Home Runs: 2 (15 times), April 11, 2006 at Minnesota; September 18, 2005 at Boston; July 25, 2005 vs. Cleveland; June 12, 2005 at Atlanta; August 20, 2004 at Tampa Bay; May 4, 2004 vs. New York (AL); September 11, 2003 vs. Anaheim; August 6, 2003 at Detroit; August 19, 2002 at Cleveland; August 1, 2002 vs. Detroit; June 4, 2002 vs. Seattle; April 9, 2002 at Texas; August 30, 2001 at Baltimore; July 20, 2001 at Kansas City; April 26, 2001 at Chicago (AL)

Runs Batted In: 8, August 30, 2001 at Baltimore; 6, July 20, 2001 at Kansas City; 6, April 26, 2001 at Chicago (AL); 5 (four times), last: September 18, 2005 at Boston

Stolen Bases: 1 (47 times), last: June 24, 2007 at New York (NL)

Hitting Streak: 15, May 27 to June 18, 2000

Hitless Streak (At Bats): 26, July 11 to 18, 2002

Grand Slams: 5, June 2, 2005 vs. Toronto (Josh Towers); May 11, 2002 vs. Toronto (Justin Miller); August 30, 2001 at Baltimore (Alan Mills); April 14, 2000 at Boston (Brian Rose); July 21, 1999 at Seattle (Ken Cloude).

Pinch-Hit Home Runs: None.

Inside-The-Park Home Runs: 1, August 8, 2000 at New York (AL) (Roger Clemens).

Game Ending Home Runs: 2, June 4, 2007 vs. Boston (Kyle Snyder); June 20, 2001 vs. Seattle (Kazuhiro Sasaki).

Lead Off Home Runs: None.

**OUTFIELDER****Height/Weight:** 6-0 / 180**Bats/Throws:** Switch / Left**Birthdate:** November 1, 1979**Opening Day Age:** 30**Birthplace/Resides:** Los Angeles, California / Desert Hot Springs, California**Major League Service:** 6 years, 158 days**Obtained:** Signed as a free agent, December 23, 2009**Contract Status:** First year of a one-year contract through 2010 with a club option for 2011.**CAREER HIGHLIGHTS**

Has played for three different teams in eight Major League seasons and is a .277 career hitter with Cleveland (2002-05), Boston (2006-08) and Kansas City (2009)...has 137 career stolen bases and has stolen no fewer than 13 bases in each of his last seven seasons...stole a career high 28 bases with Boston in 2007 to help the Red Sox to the World Championship and hit .281 (16 for 57) in 20 games over two postseasons with Boston (2007-08)...went 153 games and 429 total chances between errors from July 21, 2006 at Seattle to Aug. 7, 2007 at Los Angeles to establish a Boston record for consecutive errorless chances by an outfielder...posted career highs in nearly every offensive category in 2005 with Cleveland, including batting (.300), doubles (42) and home runs (16)...earned St. Louis Cardinals Minor League Player of the Year honors and was a Carolina League All-Star with Single-A Potomac in 2001.

2009 HIGHLIGHTS

Batted .228 with 29 walks and 13 stolen bases in 49 games in his first season with Kansas City in a season that ended in mid-June due to injuries...was tied for the Major League lead with five triples and tied for seventh in the American League in stolen bases when he was placed on the 15-day disabled list June 14...posted 14 extra-base hits (eight doubles, four triples, two home runs) with 22 runs scored through May 7 with the Royals going 18-11...had just two extra-base hits and eight runs in his final 21 games of the season while playing with his injured shoulders...the Royals, beginning May 8, posted a 47-86 record the remainder of the season...the switch-hitter batted .231 against right-handed pitchers and .222 against left-handers...hit .247 in April, .220 in May and .176 in five games in June...had a .205 batting average with all five of his triples at Kauffman Stadium and hit .250 with all three of his home runs on the road...now has 31 career triples with 11 coming in Kansas City...made all 49 of his starts with the Royals in center field...hit leadoff 47 times...went 1 for 13 (.077) in four interleague games.

KANSAS CITY: Hit the game-winning two-run home run in the ninth inning April 9 at Chicago to clinch an opening series win...had three triples over a four-game stretch from April 12 to 15...batted .200 over his first 12 games before a five-game hitting streak (8 for 21, .381) boosted his average to a season high .262 on April 25...equaled his career high with four walks May 5 against Chicago (also Aug. 1, 2007 vs. Baltimore)...also had two steals that day and swiped nine of his 13 bases over an 11-game span from May 5 to 17...was placed on the bereavement list June 1 and reinstated June 4...was placed on the 15-day DL with a right rotator cuff strain June 14 retroactive to June 13...had surgery to repair a torn labrum in his right shoulder June 24...was transferred to the 60-day DL July 2 and had surgery on his left shoulder later that month...missed the remainder of the season.

CAREER

2008—Turned it on down the stretch to help the Red Sox to the AL Wild Card and a berth in the American League Championship Series in his final season with Boston...finished his Boston career with 70 stolen bases in 87 attempts for a 80.5 percent success rate, the second-best in Red Sox history (min. 75 stolen base attempts)...started the season fairly slow and was hitting .252 through July 31...proceeded to hit .341 in the months of August and September and then .417 in seven postseason games...tied for fourth in the AL with 10 bunt hits...stole 20 bases, becoming the first Red Sox player since Ellis Burks (1987-89) to record 20 or more steals in his first three seasons with the club...ranked third among AL centerfielders with a .992 fielding pct...went 84 games between errors on April 24 and Sept. 3...homered in three straight games from June 14-17...served a five-game suspension from June 28-July 2 for his role in Boston's on-field incident with Tampa Bay June 5 at Fenway Park...had 1 hit in 4 at bats in the Red Sox ALDS win over Los Angeles, scoring two runs...turned it on in the ALCS against Tampa Bay, hitting .450 (9 for 20) with two doubles, an RBI and four walks in five games...recorded the

Coco Crisp, continued

game-tying hit with a two-out single in the eighth inning of Game 5 at Boston...the hit capped a historic comeback from a 7-0 deficit for the Red Sox, who won the game, 8-7.

2007—Rebounded from an injury-plagued 2006 season to start 137 games in center for the World Champion Red Sox...committed just one error in 416 total chances for a .998 fielding pct., the sixth-best mark among center fielders in Major League history (min. 400 total chances)...finished third among ML outfielders in total chances behind Curtis Granderson (443) and Ichiro Suzuki (433)...went 153 games and 429 total chances between errors from July 21, 2006 at Seattle to Aug. 7, 2007 at Los Angeles...established a Red Sox outfielder record for consecutive errorless chances...led the club with seven triples and was second in steals with 28...finished among the AL leaders in sac bunts (t-7th), triples (t-9th), bunt hits (t-5th) and steals (9th)...collected his first career two-home run game June 18 at Atlanta...equaled his career-best with five RBI July 5 vs. Tampa Bay and July 21 vs. Chicago...hit his second career grand slam July 5 vs. Tampa Bay...started all three of the Red Sox ALDS games and the first five ALCS games...suffered a bruised right knee hitting the wall to catch Casey Blake's fly ball for the final out of Game 7 of the ALCS, sending the Red Sox to the World Series...went 1 for 2 with a run scored in the World Series vs. Colorado, seeing action in 3 of the 4 games.

2006—Played in just 105 games in his first season with Boston as he was bothered by a left index finger fracture suffered in the first week of the regular season...began the season as the Red Sox leadoff man and led the team in steals while tying for first in sacrifice bunts...suffered a broken finger in his fifth game of the same April 8 at Baltimore on a stolen base attempt of third...missed 41 games before being reinstated May 28...the finger continued to bother him the rest of the season and he underwent surgery on his finger Sept. 26 and missed the remainder of the season.

2005—Established career highs in most offensive categories in his final year with Cleveland, including a .300 average, 42 doubles, 16 homers and 86 runs...led the American League with 13 sacrifice bunts and ranked among the league leaders in doubles (t-5th), bunts in play (t-3rd), hitting vs. right-hander pitchers (.324, 5th) and road average (.323, 5th)...had an inside-the-park home run July 4 vs. Detroit...was named American League Player of the Week for Sept. 6-12...hit .517 (15 for 29) with three home runs, seven RBI and eight runs scored during the week...was on the disabled list from May 18 to June 1 with a sprained right thumb.

2004—Made his first Opening Day roster with the Indians...turned it on after a slow start and ranked ninth in the American League with a .318 batting average after the All-Star Break...hit his first career grand slam July 27 vs. Detroit...drove in a career high 71 runs...posted hitting streaks of 14 (July 27-Aug. 13) and 12 (June 11-22) games.

2003—Opened the season with Triple-A Buffalo and was leading the International League in hitting (.360), hits (81) and runs scored (42) when he was recalled to Cleveland June 10...spent the remainder of the season at the big league level...ranked among American League rookie leaders in triples (3rd), stolen bases (3rd), batting average (6th) and runs (7th)...put 37 bunts in play, third overall in the AL...hit .400 during a 13-game hitting streak from July 18 to 31 and batted .351 overall in 26 July games.

2002—Had his contract selected from Double-A Akron Aug. 14 and made his Major League debut the next day...collected his first Major League hit Aug. 16 at Anaheim off John Lackey...was sent to Triple-A Buffalo Aug. 30 to play in the International League playoffs but returned to the Indians after seven games...hit his first Major League home run Sept. 11 vs. Toronto off Scott Wiggins...began the season in the Cardinals organization and hit .301 in 89 games with Double-A New Haven before being acquired as a player to be named by the Cleveland Indians on Aug. 5 to complete a July 19 trade for Chuck Finley...played for Aguilas in the Dominican Winter League following the season but was limited to seven games due to an injured big right toe.

2001—Earned St. Louis Cardinals Minor League Player of the Year honors and was a Carolina League All-Star after a stellar season with Single-A Potomac...led the Carolina League in hits (162), total bases (224), games played (139) and at bats (530), ranked second in runs scored (80) and stolen bases (39) and was third in batting (.306).

2000—Split the season between short season Single-A New Jersey and Single-A Peoria...began the year in extended spring training making the conversion to an outfielder after playing exclusively at second

base during his first pro campaign in 1999...combined to steal 32 bases in 38 attempts between the stops...appeared in 52 games in the outfield and four at second base.

1999—Began his professional career as a second baseman for Johnson City in the Cardinals organization...ranked fourth in the Appalachian League in stolen bases (27)...committed 24 errors in 64 games at second base.

PERSONAL/MISCELLANEOUS

Covelli Loyce Crisp...was originally signed by St. Louis scout Chuck Fick...resides in Desert Hot Springs, Calif., with his wife, Maria, daughter, Amailee, and son, Caden...as a youngster, his great grandmother Wilda Smith called him “Co”...his sister, Sheileah, and godbrother, Marcus, inspired by the character and the name on the Coco Krispies cereal box, lengthened his nickname to “Coco”...was Covelli until the 2002 season when the “Coco” nickname stuck...graduated from Inglewood (CA) High School and attended Pierce Junior College in Los Angeles...played third base in high school...is one of seven MLB RBI (Reviving Baseball in Inner Cities) Program alumni to play in the Majors...was inducted into the RBI League Hall of Fame in 2006...narrated an ESPN special on the MLB RBI Program in August, 2007...involved in several community endeavors while he was with both the Indians and Red Sox...participated in the 2009 Royals FanFest.

LIFETIME PLAYING RECORD

Year	Club	AVG.	G	AB	R	H	2B	3B	HR	RBI	SH	SF	HP	BB	SO	SB	CS	SLG	OBP	E
1999	Johnson City	.258	65	229	55	59	5	4	3	22	8	2	2	44	41	27	5	.354	.379	24
2000	New Jersey	.239	36	134	18	32	5	0	0	14	5	0	1	11	22	25	3	.276	.301	2
	Peoria	.276	27	98	14	27	9	0	0	7	4	0	0	16	15	7	3	.367	.377	0
2001	Potomac	.306	139	530	80	162	23	3	11	47	7	1	1	52	64	39	21	.423	.368	6
2002	New Haven	.301	89	355	61	107	16	1	9	47	5	1	0	36	56	26	10	.428	.365	3
	Akron	.406	7	32	9	13	1	0	1	4	1	0	0	3	3	4	0	.531	.457	0
	CLEVELAND	.260	32	127	16	33	9	2	1	9	3	2	0	11	19	4	1	.386	.314	1
2003	Buffalo	.238	4	21	3	5	1	0	0	2	0	0	0	2	1	0	0	.286	.238	0
	Buffalo	.360	56	225	42	81	19	6	1	24	9	2	5	26	24	20	8	.511	.434	3
2004	CLEVELAND	.266	99	414	55	110	15	6	3	27	7	3	0	23	51	15	9	.353	.302	1
	CLEVELAND	.297	139	491	78	146	24	2	15	71	9	2	0	36	69	20	13	.446	.344	4
2005	CLEVELAND	.300	145	594	86	178	42	4	16	69	13	5	0	44	81	15	6	.465	.345	5
2006	BOSTON	.264	105	413	58	109	22	2	8	36	7	0	1	31	67	22	4	.385	.317	1
	Pawtucket	.333	1	3	0	1	0	0	0	2	0	0	0	1	0	0	0	.333	.500	0
2007	BOSTON	.268	145	526	85	141	28	7	6	60	9	5	1	50	84	28	6	.382	.330	1
2008	BOSTON	.283	118	361	55	102	18	3	7	41	8	4	1	35	59	20	7	.407	.344	2
2009	KANSAS CITY	.228	49	180	30	41	8	5	3	14	4	1	1	29	23	13	2	.378	.336	3
ML Totals		.277	832	3106	463	860	166	31	59	327	60	22	4	259	453	137	48	.407	.331	18

CAREER TRANSACTIONS

1999 — Selected by the St. Louis Cardinals organization in the 7th round of the free agent draft. **2002** — Traded to the Cleveland Indians as the player to be named later in the July 19 trade in which Cleveland traded pitcher Chuck Finley for outfielder Luis Garcia, August 5. **2005** — On disabled list, May 18 to June 1. **2006** — Traded to the Boston Red Sox with pitcher David Riske and catcher Josh Bard for pitcher Guillermo Mota, infielder Andy Marte, catcher Kelly Shoppach, cash considerations and a player to be named later, January 27. On disabled list, April 9 to May 27; included rehabilitation assignment to Pawtucket, May 27. **2008** — On suspended list, June 28 to July 2. Traded to the Kansas City Royals for pitcher Ramon Ramirez, November 19. **2009** — On disabled list, June 13 to end of season. Elected free agency, November 9; signed by the Oakland Athletics, December 23.

DIVISION SERIES RECORD

Year	Club/Opp.	AVG.	G	AB	R	H	2B	3B	HR	RBI	SH	SF	HP	BB	SO	SB	CS	SLG	OBP	E
2007	BOS vs. LAA	.200	3	10	0	2	0	0	0	2	0	0	0	1	3	1	0	.200	.273	0
2008	BOS vs. LAA	.250	2	4	2	1	0	0	0	0	0	0	0	1	0	1	0	.250	.400	0
Totals		.214	5	14	2	3	0	0	0	2	0	0	0	2	3	2	0	.214	.313	0

LEAGUE CHAMPIONSHIP SERIES RECORD

Year	Club/Opp.	AVG.	G	AB	R	H	2B	3B	HR	RBI	SH	SF	HP	BB	SO	SB	CS	SLG	OBP	E
2007	BOS vs. CLE	.143	7	21	2	3	1	0	0	0	0	0	0	0	6	1	0	.190	.143	0
2008	BOS vs. TB	.450	5	20	2	9	2	0	0	1	0	0	0	4	3	0	0	.550	.542	0
Totals		.293	12	41	4	12	3	0	0	1	0	0	0	4	9	1	0	.365	.356	0

WORLD SERIES RECORD

Year	Club/Opp.	AVG.	G	AB	R	H	2B	3B	HR	RBI	SH	SF	HP	BB	SO	SB	CS	SLG	OBP	E
2007	BOS vs. COL	.500	3	2	1	1	0	0	0	0	0	0	0	0	0	0	0	.500	.500	0

CRISP'S CAREER HIGHS

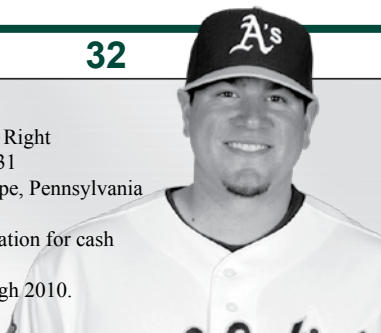
Hits: 4 (eight times), last: July 23, 2007 at Cleveland
Home Runs: 2, June 18, 2007 at Atlanta
Runs Batted In: 5 (three times), last: July 21, 2007 vs. Chicago (AL)
Stolen Bases: 3, June 20, 2004 at Atlanta; 2 (10 times), last: May 8, 2009 at Los Angeles (AL)
Hitting Streak: 14, July 27 to August 13, 2004
Hitless Streak (At Bats): 23 (twice), last: May 21 to June 1, 2008
Grand Slams: 2, July 5, 2007 vs. Tampa Bay (J.P. Howell); July 27, 2004 vs. Detroit (Gary Knotts)
Pinch-Hit Home Runs: None.
Inside-The-Park Home Runs: 1, July 4, 2005 vs. Detroit (Game 2) (Fernando Rodney)
Game Ending Home Runs: None
Lead Off Home Runs: 2, August 18, 2003 vs. Tampa Bay (Rob Bell); August 6, 2003 vs. Seattle (Joel Pineiro).

JACK CUST

32

OUTFIELDER/DESIGNATED HITTER

Height/Weight: 6-1 / 235 **Bats/Throws:** Left / Right
Birthdate: January 7, 1979 **Opening Day Age:** 31
Birthplace/Resides: Flemington, New Jersey / New Hope, Pennsylvania
Major League Service: 4 years, 2 days
Obtained: Acquired from the San Diego Padres organization for cash considerations, May 3, 2007
Contract Status: First year of a one-year contract through 2010.



CAREER HIGHLIGHTS

Appeared in 70 games with four Major League teams from 2001 to 2006 before finally breaking through with the A's in 2007...was a .222 hitter with five home runs and 19 RBI in 70 games from 2001-06 and has a .241 batting average, 84 home runs, 229 RBI, 309 walks and 546 strikeouts in 421 games over the last three years with the A's...led the American League in strikeouts for the third consecutive season in 2009...is the first player to lead the AL in strikeouts in three straight seasons since Minnesota's Bobby Darwin did it from 1972-74...set the AL record for strikeouts with 197 in 2008...led the AL in both walks and strikeouts in 2008, the ninth player (12th time) in major league history to lead his league in both walks and strikeouts...made his professional debut in 1997 and hit exactly 200 career home runs in his 11 seasons and 1114 games in the minors...was named to a postseason All-Star team each year from 1998-2001, earning honors in the Pioneer League (1998), California League (1999), Texas League (2000) and Pacific Coast League (2001)...was named Arizona's Minor League Player of the Year in 1999 and played in the Futures Game held in Atlanta in 2000...was named most valuable player of the Triple-A All-Star game in 2002.

2009 HIGHLIGHTS

Led the A's in home runs (25), walks (93) and strikeouts (185) for the third consecutive season and also topped the club in games (149), runs (88), on-base percentage (.356) and intentional walks (5)...his home runs were the fewest by an A's team leader in a non-strike season since Ruben Sierra had 22 in 1993...led the American League in strikeouts for the third consecutive season and is the first player to lead the AL in strikeouts in three straight seasons since Minnesota's Bobby Darwin did it from 1972-74...it was the second highest single season total in Athletics history behind the record of 197 that he set last year...it tied for the third highest

AMERICAN LEAGUE SINGLE SEASON STRIKEOUT LEADERS

- 197 Jack Cust (OAK), 2008
- 186 Rob Deer (MIL), 1987
- 185 Jack Cust (OAK), 2009
- 185 Jim Thome (CLE), 2001
- 185 Pete Incaviglia (TEX), 1986

strikeout total in AL history and it ranked third in the majors in 2009...is the first player to lead the A's in strikeouts in three consecutive seasons since Jose Canseco (1986-88)...also ranked fifth in the AL in walks but hit .240, which was fourth lowest...led the AL in lowest percentage of pitches put in play (12.8%) and ranked third in pitches per plate appearance (4.24)...batted .577 (30 for 52) with seven home runs and 13 RBI when putting the first pitch in play...the batting average was second best by any Major Leaguer (min. 50 PA) since pitch count data was first available in 1988 (Jim Edmonds, STL .603 in 2004)...walked or struck out in 278 of his 612 plate appearances (45.4%), which was the lowest percentage in his three seasons with the A's...has 309 walks and 546 strikeouts in three seasons with the A's, and has walked or struck out in 49.8% of his 1717 plate appearances in an Oakland uniform...had career-highs in games, at bats (513), runs and hits (123), and also stole the first four bases of his career...his on-base percentage and slugging percentage (.417) were the lowest of his three full seasons...hit 22 of his 25 home runs against right-handed pitchers and 71 of his 89 career home runs have come off right-handers...had just five extra base hits off left-handed pitching for a .300 slugging percentage, compared to .461 off righties...his career slugging splits are .382 against lefties and .483 against righties...nine of his home runs gave the A's the lead and another two tied the game...batted .291 with a .397 on-base percentage over his first 31 games through May 13, .172 with a .241 on-base percentage over his next 40 games from May 14 to June 29 and .258 with a .400 on-base percentage over his final 78 games...hit .215 on the road and .216 during the day...started a team leading 95 games at designated hitter and batted .237 with 18 home runs and 52 RBI...also stole three bases as the DH, which tied for third among AL designated hitters...his .237 average was the lowest by an A's DH since 1992 when Harold Baines also hit .237...is a .231 (172 for 746) hitter with 47 home runs and 127 RBI in 213 games at DH as an Athletic, with his games played seventh most in Oakland history...also made 50 starts in right field and was 1 for 3 with a RBI as a pinch hitter...hit .270 in a team-leading 49 starts in the five spot in the order...also made a team-leading 33 starts batting third but hit just .156.

OAKLAND: Reached base safely via hit or walk in each of his first 11 games, giving him a 40-game reaching base streak dating back to Aug. 26, 2008...that was the third longest such streak in Oakland history and the longest since Mark McGwire set the record of 62 from Sept. 16, 1995 to June 18, 1996...stole the first base of his career May 2 at Seattle...it came in his 363rd game...hit his second career grand slam May 7 against Texas and drove in 11 runs over a six-game span from May 7 to 13...started each of the A's first 43 games before being scratched from the starting lineup May 27 with tightness in his lower back...went three consecutive games without a strikeout for the first time as an Athletic, May 25 to 29...had just 42 strikeouts in 183 plate appearances over his first 44 games through May 29 (4.36 plate appearances per strikeout) but then fanned 143 times over his final 429 plate appearances and 105 games (3.0 plate appearances per strikeout)...went 2 for 4 with a home run and two RBI June 17 at Los Angeles (NL) but committed his second error of the season...now has a .514 (18 for 35) career batting average with three doubles, four home runs, 10 RBI and 12 walks in 11 career games with an error...has hit safely in 10 of those games...hit .180 with six home runs in June...the home runs were his most in any month in 2009 but the batting average was the lowest single month mark in his three seasons with the A's...either walked or struck out in 45 consecutive games from July 16 to Sept. 3...had a 26-game, 80-at bat homerless streak from July 21 to Aug. 17...it was the longest homerless streak of his career by at bats and the second longest by games (32, Aug. 3, 2002 to Aug. 6, 2003)...did not drive in a run in the first 23 games following the Matt Holliday trade (July 24 to Aug. 17) and hit .169 (12 for 71) over that span...it was the first time he went more than nine games without a RBI in his career and it was the longest RBI-less streak by an Athletic in 2009...went 18 consecutive games without an extra base hit from July 29 to Aug. 17...had his sixth career multi-homer game Aug. 23 against Detroit...matched his career-high with four strikeouts Sept. 30 at Seattle...it was his fifth four-strikeout game of the season and the 11th of his career.

CAREER

2008— Led the A's in home runs (33), RBI (77), walks (111), strikeouts (197), on-base percentage (.375) and slugging percentage (.476) for the second consecutive season...also topped the club in runs (77) and total bases (229) and tied for the team lead in games played (148)...his 77 RBI were the fewest by an A's team leader since Dwayne Murphy led the club with 75 in 1983 and his .476 slugging percentage was the lowest since Jose Canseco led the 1986 club (.457)...his games played and runs scored were the fewest by an A's team leader since 1997...led the American League in both walks and strikeouts and tied for sixth in home runs...set an AL record with his 197 strikeouts, topping the previous mark of 186 set by Milwaukee's Rob Deer in 1987...broke the previous Athletics record of 175 set by Jose Canseco in 1986...at the time, it was the fourth highest single season total in ML history...his 111 walks tied for

Jack Cust, continued

the ninth highest single season total in Oakland history and he became the fifth player in Oakland history with back-to-back 100 walk seasons...became the ninth player (12th time) in major league history to lead his league in both walks and strikeouts...walked or struck out in 308 of his 598 plate appearances (51.5%), the second time in Major League history a player has walked or struck out in at least half of his plate appearances (min. 502 PA)...he was the first to do it in 2007 (53.1%)...also ranked second in the AL in pitches per plate appearance (4.37) but his .231 batting average was fourth lowest...did not swing at 62.1% of his pitches, which was fourth highest in the AL...had career highs in doubles (19), home runs, walks, strikeouts and total bases...batted .220 at night and .229 against right-handed pitching...had the second lowest night batting average in the AL and third lowest mark against righties...hit .172 with runners in scoring position and two outs...20 of his 33 home runs came with the bases empty and the other 13 were two-run shots...25 came off right-handers, 20 came in Oakland and 18 were hit with no outs, which tied for the AL lead...12 came in the seventh inning or later and seven came against Texas...12 gave the A's the lead and another three tied the game...started 77 games in left field and 61 at designated hitter, both of which led the A's...also made five starts in right field and was 0 for 2 with three walks as a pinch hitter...hit .207 with 17 home runs and 30 RBI as the DH...started games in each spot of the order from three through six and led the A's with 62 starts batting third and 46 hitting clean-up...hit just .198 when hitting third, which was the lowest mark from the three spot in the majors, and .216 hitting fourth, which was second lowest in the majors...hit .297 when batting fifth and .361 when hitting sixth...went 0 for 4 with a career high tying four strikeouts in the opener March 25 against Boston in Tokyo to become the first player in Oakland history to strike out four times on Opening Day...walked at least once in 11 consecutive games from April 11 to 26 (14 walks total), which was the third longest such streak in Oakland history...had his first career four-hit game May 1 at Los Angeles when he went 4 for 4 with two walks...it was the 16th time in Oakland history a batter reached base safely at least six times in a game and he was the seventh to do so without making an out...ended up batting .303 in May, his best one month batting average in 2008, and added seven home runs...was named American League Player of the Week for the week of April 28-May 4 after going 10 for 20 (.500) with three home runs, four RBI and five walks in six games...it was the second time in his career he won the award...had his first of three two-homer games May 21 against Tampa Bay...also did it Aug. 15 against Chicago and Sept. 6 at Baltimore...had the game winning RBI single in the bottom of the 11th inning of the A's 5-4 win June 3 against Detroit...had a career long 0 for 18 streak from July 4 to 8...struck out at least once in 19 consecutive games (35 strikeouts total) from June 24-July 12, which set an Oakland record for a non-pitcher, breaking the mark of 18 set by Reggie Jackson from Sept. 9-26, 1970...did not strikeout July 13, the final game before the All-Star Break, but then fanned in each of the first 19 games after the break (35 strikeouts total) from July 18 to Aug. 14...struck out at least once in 116 of his 148 games...finished the month of July with 45 strikeouts in 24 games, which set an Oakland record for strikeouts in a month...topped the previous mark of 43 by Rick Monday in August, 1968...did not walk or strike out Aug. 18 at Minnesota, snapping a streak of 64 consecutive games with at least one walk or strikeout dating back to May 29...that was the longest such streak in Oakland history, topping the previous high of 50 by Jose Canseco from Oct. 6, 1985-May 31, 1986...had just nine games in 2008 where he did not walk or strike out...had a career best nine-game hitting streak from Sept. 17 to 27 (9 for 31, .290)...homered in three straight games from Sept. 23 to 26, the third time he has done that in his career...finished September with eight home runs, equaling his most ever in a month (May, 2007)

HOW THE A'S WERE BUILT

Free Agent Draft (10): RHP Andrew Bailey (2006; 6th), LHP Dallas Braden (2004; 24th), OF Travis Buck (2005; Comp.), RHP Trevor Cahill (RHP; 2nd), IF Eric Chavez (1996; 1st), LHP Brad Kilby (2005; 29th), RHP Vin Mazzaro (2005; 3rd), IF Cliff Pennington (2005; 1st), C Landon Powell (2004; 1st), C Kurt Suzuki (2004; 2nd).

Signed as Non-Drafted Free Agent (3): LHP Pedro Figueroa, RHP John Meloan, RHP Henry Rodriguez.

Signed as Free Agent (4): OF Coco Crisp, OF Gabe Gross, RHP Ben Sheets, RHP Brad Ziegler.

Acquired Via Trade (19): LHP Brett Anderson, IF Daric Barton, LHP Jerry Blevins, IF Chris Carter, OF Jack Cust, RHP Fautino De Los Santos, RHP Joey Devine, RHP Justin Duchscherer, IF Mark Ellis, IF Jake Fox, LHP Gio Gonzalez, IF Kevin Kouzmanoff, RHP Clayton Mortensen, LHP Josh Outman, IF Eric Patterson, IF Adam Rosales, RHP Justin Souza, OF Ryan Sweeney, RHP Michael Wuertz.

Claimed on Waivers (3): LHP Craig Breslow, OF Rajai Davis, IF Steve Tolleson.

Rule V Draft (1): RHP Bobby Cassevah

2007—Began the season at Triple-A Portland in the San Diego organization but finished it as the A's team leader in home runs (26), RBI (82), walks (105), strikeouts (164), on-base percentage (.408) and slugging percentage (.504)...was acquired from the Padres organization for a player to be named later or cash in a minor league trade May 3 and was selected by Oakland May 4...appeared in 124 games with the A's and batted .256...despite spending the first month of the season in the minors, he led the American League in strikeouts, ranked second in walks, seventh in on-base percentage and tied for 11th in home runs...became the first Oakland player to lead the AL in strikeouts since Tony Armas in 1981...his strikeout total was the highest in Major League history by a player with 125 games played or fewer...walked or struck out in 269 of his 507 plate appearances (53.1%) to become the first player in ML history (min. 502 PA) to either walk or strikeout in at least half of his plate appearances...hit 15 of his 26 home runs with runners on base (one grand slam, five three-run, nine two-run), which tied for fifth most in the AL...11 came with two strikes, which also tied for fifth in the AL, and nine put the A's ahead...ranked first in the AL in lowest percent of pitches put in play (10.6%), second in pitches per plate appearance (4.40) and fourth in percent of pitches taken (64.1%)...the percent of pitches put in play were the lowest by a Major Leaguer since 1988 and the pitches per plate appearance were second best by an Athletic over that span (Henderson, 4.60 in 1994)...had a roller coaster season with his batting average as he hit .222 in May, .329 in June, .213 in July, .314 in August and .193 in September...hit .273 against right-handed pitchers and .218 against lefties...batted .294 in Oakland and .219 on the road...hit .347 in 16 interleague games compared to .243 against AL teams...made 56 starts at designated hitter, 46 in right field and 12 in left field...started games at every spot in the order from third through eighth, including 50 starts hitting cleanup and 31 starts batting third...was tied for the Pacific Coast League lead and tied for fifth in all of minor league baseball with eight home runs when he was traded to the A's May 3...made his A's debut May 6 at Tampa Bay and homered to become the 15th player in Oakland history to homer in his first game as an Athletic...then had his first career two-homer game May 10 at Kansas City...that began a streak of four consecutive games with a home run and he had five home runs and 12 RBI total over that span...capped the streak with his first career walk-off home run May 13 against Cleveland...was named American League Co-Player of the Week for the week of May 7-13, an honor he shared with teammate Dan Johnson...went 8 for 23 (.348) with five home runs and 13 RBI in six games...hit a three-run home run May 19 against San Francisco, giving him eight home runs and 20 RBI in his first 13 games as an Athletic...became the first player in Oakland history to hit eight home runs in his first 41 at bats with the A's...the previous quickest was Dave Kingman who did it in 63 at bats in 1984...hit the 200th minor league home run of his career June 15 while playing for Oakland...had homered in a game that was suspended May 2 and that game was completed on the 15th and added to the statistics...had three straight three-hit games from June 15 to 17, the 11th time in Oakland history a player has done that...snapped a season high 23-game, 67-at bat homerless streak June 17 against St. Louis...had five RBI June 27 at Cleveland and hit .385 with seven home runs and 19 RBI in 10 games against Cleveland in 2007...the seven home runs equaled the most in Oakland history in one season against the Indians...was 2 for 5 with his first career grand slam, a double and a career high seven RBI Aug. 10 at Detroit...had his second career two-homer game Aug. 14 against Chicago...led the Majors with 41 strikeouts and 30 walks in 25 games in September...had at least one walk or strikeout in each of his final 45 games beginning Aug. 11...reached base safely via hit or walk in each of his final 24 games beginning Sept. 2...hit .300 with nine home runs and 20 RBI in 25 games with Portland...that gave him 35 home runs and 102 RBI in 149 professional games in 2007...added 19 walks in the PCL for a .430 on-base percentage and struck out 29 times...had three two-homer games with the Beavers (April 14 vs. Fresno, April 20 vs. Sacramento, April 23 at Colorado Springs).

2006—Went 1 for 3 (.333) in four games for the Padres after having his contract purchased from Triple-A Portland Sept. 9...all of his at bats came in pinch-hit appearances...hit .293 in 138 games for the Beavers...ranked second in the Pacific Coast League in home runs (30) and runs scored (97) while finishing fifth with a .549 slugging percentage...he paced the PCL with a .467 on-base percentage and led all minor leaguers with 143 walks.

2005—Batted .257 with 19 home runs and 75 RBI in 134 games for Oakland's Triple-A Sacramento team...led the River Cats with 19 home runs and finished third with 75 RBI...2005 marked his first season without a trip to the Majors since 2000...batted .345 with six homers and 23 RBI in 29 games in May...batted .305 against left-handers while 16 of his 19 home runs and 55 of 75 RBI came against righties...drew a team-high 115 walks, which led the Pacific Coast League and ranked second in all of minor league baseball...had 29 multi-hit games including a season-high four-hit outing (4 for 6) May 9 at Las Vegas...also drove in a season-high four runs in that game...had 16 multi-RBI contests.

Jack Cust, continued

2004—Was on the Baltimore Orioles' Opening Day roster but appeared in just one game before he was sent to Triple-A Ottawa where he spent the remainder of the season...struck out as a pinch-hitter April 7 against Boston and was designated for assignment April 14...was assigned outright to Ottawa April 16 and batted .235 with 17 home runs and 55 RBI in 102 games with the Lynx...was second on the club in RBI and tied for second in home runs...led the team and ranked fifth in the International League in walks (65)...also topped the club with 127 strikeouts...hit .249 with 15 of his 17 home runs against right handed pitchers compared to .164 against left-handers...appeared in 67 games at designated hitter, 32 in left field and two in right field...had a 35-game stretch from June 12 to July 30 where he batted .325 with 12 home runs and 31 RBI...had a season best 11-game hitting streak from July 6 to 22 (.412, five home runs, 14 RBI and 12 walks)...hit eight of his 17 home runs over a 14-game span from July 10 to 30...had 16 RBI over that stretch, including five RBI performances July 10 at Indianapolis and July 20 against Louisville in the second game of a doubleheader...went 0 for 23 over a six-game stretch from Aug. 3 to 12 and 0 for 23 over a six-game stretch from Aug. 23 to 28.

2003—Split the season between Triple-A Ottawa and the Major Leagues, having three separate stints with the Orioles...began the season at Ottawa and batted .190 with two home runs and seven RBI in his first 26 games...hit .317 with seven homers and 51 RBI over his final 71 games with the Lynx...led the International League with a .422 on-base percentage and 80 walks...ranked 10th among all minor leaguers in OBP...did not appear in a game for the Orioles during his first two call-ups from May 24 to 27 and July 11 to 21...was recalled for the third time Aug. 5 and stayed with the Orioles for the remainder of the season...at Ottawa, reached base via hit or walk in 91 of 97 games...reached base safely via hit or walk in 32 straight games, June 12 to July 29...in his second game with the Orioles Aug. 7, hit a go-ahead, three-run home run in a 5-3 win over Minnesota...appeared in only nine games (six starts) from Aug. 17 until the final week of the season, going 3 for 20 with 11 strikeouts...made only one appearance in the field with the Orioles, playing the final five innings in left field Sept. 13 at Toronto.

2002—Spent the first four months of the season at Triple-A Colorado Springs and led Rockies' farmhands with 23 home runs...was named most valuable player of the Triple-A All-Star game after breaking a scoreless tie with a pinch-hit, two-run single in the sixth inning and later adding a solo home run...was recalled by Colorado Aug. 2 and made his Rockies debut that day at Chicago against the Cubs...hit a ninth-inning, game-tying, two-run home run off Cubs closer Antonio Alfonseca but the Rockies lost, 6-4, in 12 innings...became the sixth player to homer in his Rockies' debut...appeared in 35 games for Colorado and made 15 starts, all in left field...went 3 for 16 (.188) with one RBI as a pinch-hitter, but drew four walks...reached base safely in 87 of 105 games at Colorado Springs...batted .330 over his first 29 games but then hit .239 over his final 76 games...struck out at least one time in 16 consecutive games, April 6-23.

2001—Opened the season at Triple-A Tucson and was named to the Pacific Coast League All-Star team as an outfielder at season's end...also was named to the Triple-A mid-season All-Star team...led the PCL in walks (102), was third in games played (135) and on-base percentage (.415) and tied for fourth in home runs (27)...was recalled by the Diamondbacks in September and made his Major League debut Sept. 26 vs. Milwaukee, drawing a walk as a pinch-hitter...appeared in three games for Arizona and collected his first ML hit off Milwaukee's Mark Leiter Oct. 7.

2000—Spent the season at Double-A El Paso...was named to the Texas League All-Star team and also played in the Futures Game held in Atlanta...led the league in walks (117) and strikeouts (150), finished second in on-base percentage (.440) and was fourth in runs (100)...was named Arizona's Minor League Player of the Month for April, batting .373 with seven homers and 21 RBI...earned TL Player of the Week honors, June 26-July 2, when he hit .529 with four doubles, a triple, a home run and eight RBI in five games...went 4 for 14 (.286) with two home runs and four RBI in the TL playoffs vs. Round Rock.

1999—Spent the season at Single-A High Desert and was named Arizona's Minor League Player of the Year...was also named to the California League All-Star team, leading the league in homers (32), on-base (.450) and slugging percentage (.651)...finished second in average (.334), walks (96) and extra-base hits (77) and tied for second in runs (107) and total bases (296).

1998—Opened the season at Single-A South Bend but was sent to Rookie League Lethbridge after 16 games...with Lethbridge, led the Pioneer League in walks (86), on-base percentage (.530) and runs (75)

en route to being named a league all-star... was also named to the Topps Class A Short Season/Rookie League All-Star team... was Arizona's Minor League Player of the Month in July after batting .404 with 7 HR and 30 RBI.

1997—In his first professional season, he led the Rookie League Diamondbacks with a .488 slugging percentage.

PERSONAL/MISCELLANEOUS

John Joseph Cust III...he and his wife, Jennifer, were married on Nov. 9, 2002...they have a daughter, Ava...is a 1997 graduate of Somerville (NJ) Immaculata High School...his father, Jack Jr., was an outfielder at Seton Hall and he, along with his sons, spend the off-season operating a baseball school for Little League players through the top levels of youth baseball in Flemington...Jack Jr., an accountant by trade, converted a warehouse into an indoor hitting facility, built an artificial turf field and conducts hitting classes throughout the winter months.

2010 ATHLETICS


LIFETIME PLAYING RECORD																						
Year	Club	AVG.	G	AB	R	H	2B	3B	HR	RBI	SH	SF	HP	BB	SO	SB	CS	SLG	OBP	E		
1997	AZL D'backs	.306	35	121	26	37	11	1	3	33	0	0	0	31	39	2	0	.488	.447	5		
1998	South Bend	.242	16	62	5	15	3	0	0	4	0	1	0	5	20	0	1	.290	.294	4		
	Lethbridge	.345	73	223	75	77	20	2	11	56	0	2	4	86	71	15	8	.601	.530	0		
1999	High Desert	.334	125	455	107	152	42	3	32	112	0	3	2	96	145	1	4	.651	.450	12		
2000	El Paso	.293	129	447	100	131	32	6	20	75	0	2	2	117	150	12	9	.526	.440	11		
2001	Tucson	.278	135	442	81	123	24	2	27	79	0	5	5	102	160	6	3	.525	.415	11		
	ARIZONA	.500	3	2	0	1	0	0	0	0	0	0	0	1	0	0	0	.500	.667	0		
2002	Colorado Springs	.265	105	359	74	95	24	0	23	55	0	3	5	83	121	6	3	.524	.407	6		
	COLORADO	.169	35	65	8	11	2	0	1	8	0	1	0	12	32	0	1	.246	.295	1		
2003	Ottawa	.285	97	333	55	95	18	1	9	58	0	2	0	80	94	5	2	.426	.422	3		
	BALTIMORE	.260	27	73	7	19	7	0	4	11	0	0	1	10	25	0	0	.521	.357	0		
2004	BALTIMORE	.000	1	1	0	0	0	0	0	0	0	0	0	0	1	0	0	.000	.000	0		
	Ottawa	.235	102	344	55	81	15	1	17	55	0	2	2	65	127	4	0	.433	.358	2		
2005	Sacramento	.257	134	479	95	123	28	1	19	75	0	3	3	115	153	2	4	.438	.402	4		
2006	Portland	.293	138	441	97	129	23	0	30	77	0	3	4	143	124	0	3	.549	.467	5		
	SAN DIEGO	.333	4	3	1	1	0	0	0	0	0	0	0	1	0	0	0	.333	.333	0		
2007	Portland	.300	25	80	17	24	7	0	9	20	0	1	0	19	29	0	0	.725	.430	1		
	OAKLAND	.256	124	395	61	101	18	1	26	82	0	6	1	105	164	0	2	.504	.408	4		
2008	OAKLAND	.231	148	481	77	111	19	0	33	77	0	4	2	111	197	0	0	.476	.375	4		
2009	OAKLAND	.240	149	513	88	123	16	0	25	70	0	4	2	93	185	4	1	.417	.356	2		
AL Totals		.242	449	1463	233	354	60	1	88	240	0	14	6	319	572	4	3	.465	.377	10		
NL Totals		.186	42	70	9	13	2	0	1	8	0	1	0	13	33	0	1	.257	.310	1		
ML Totals		.239	491	1533	242	367	62	1	89	248	0	15	6	332	605	4	4	.455	.374	11		

CAREER TRANSACTIONS

1997 — Selected by the Arizona Diamondbacks organization in the 1st round (30th selection overall) of the free agent draft, June 3. **2002** — Traded with catcher J.D. Closser to the Colorado Rockies for pitcher Mike Myers, January 7. **2003** — Traded to the Baltimore Orioles for outfielder/first baseman Chris Richard, March 11. **2004** — Elected free agency, October 15; signed by the Oakland Athletics organization, November 15. **2005** — Elected free agency, October 15; signed by the San Diego Padres organization, December 28. **2007** — Traded to the Oakland Athletics for cash considerations, May 3. **2009** — Elected free agency (contract non-tender), December 12. **2010** — Re-signed by the Oakland Athletics, January 7.

CUST'S CAREER BESTS

Hits: 4, May 1, 2008 at Los Angeles (AL)
Home Runs: 2 (six times), August 23, 2009 vs. Detroit; September 6, 2008 at Baltimore; August 15, 2008 vs. Chicago (AL); May 21, 2008 vs. Tampa Bay; August 14, 2007 vs. Chicago (AL); May 10, 2007 at Kansas City
Runs Batted In: 7, August 10, 2007 at Detroit; 5, June 27, 2007 at Cleveland
Stolen Bases: 1 (four times), last: August 4, 2009 vs. Texas
Hitting Streak: 9, September 17 to 27, 2008
Hitless Streak (At Bats): 18, July 4 to 8, 2008
Grand Slams: 2, May 7, 2009 vs. Texas (Brandon McCarthy); August 10, 2007 at Detroit (Macay Bride).
Pinch-Hit Home Runs: None.
Inside-The-Park Home Runs: None.
Game Ending Home Runs: 1, May 13, 2007 vs. Cleveland (Fernando Cabrera).
Lead Off Home Runs: None.



OUTFIELDER

Height/Weight: 5-10 / 195

Bats/Throws: Right / Right

Birthdate: October 19, 1980

Opening Day Age: 29

Birthplace/Resides: Norwich, Connecticut / Waterford, Connecticut

Major League Service: 2 years, 167 days

Obtained: Claimed off waivers from San Francisco, April 23, 2008

Contract Status: First year of a one-year contract through 2010.

CAREER HIGHLIGHTS

Has spent four seasons in the majors with three different teams...for the first time in his career, he saw extended action in a starting role with the A's in 2009...responded with a .305 batting average and a career high 41 stolen bases in 125 games...surpassed the 40-steal mark four times during his minor league career...now has 93 stolen bases in 333 career games after stealing 251 bases over parts of seven seasons in the minors...was claimed off waivers by the A's early in 2008 and combined to steal 29 bases with the A's and Giants...was originally a 38th round draft pick by Pittsburgh in 2001 and made his Major League debut with the Pirates in 2006...began the 2007 season with Pittsburgh before being dealt to San Francisco at the trading deadline in 2007...was originally signed as a second baseman...began his career as a switch hitter, but became a full-time right-handed hitter prior to the 2004 season.

2009 HIGHLIGHTS

Began the season as the A's fourth outfielder but played himself into a starting role in center field and ended up hitting .305 in 125 games...started 11 of the A's 48 games through May 31 and hit .146 with no extra base hits and no RBI in 25 games over that span...then started 86 of the final 114 games and batted .324 with 27 doubles, five triples, three home runs and 48 RBI in 100 games over that stretch...had the fourth best batting average in the American League from June 1 through the end of the season...overall, he ranked fifth in the AL with a career-high 41 stolen bases...became the ninth player (24th time) in Oakland history to steal 40 bases in a season...is the first to do it since Rickey Henderson had 66 in 1998...he had the most steals by an Athletic not named Rickey Henderson since Miguel Dilone stole 50 bases in 1978...stole 25 bases for Oakland in 2008 and is the first Athletic with back-to-back 20-steal seasons since Rickey Henderson and Stan Javier both did it in 1994 and 1995 (Henderson did it seven straight years from 1989-95)...led the A's in stolen bases for the second consecutive season and also topped the club with five triples...hit .325 after the All-Star Break and tied for the Major League lead with 30 stolen bases...the last Athletic to steal 30 bases after the break was Rickey Henderson, who had 41 in 1989...also tied for second in the AL in doubles (24) after the break, ranked ninth in batting and tied for ninth in hits (90) and triples (4)...now has a .233 (61 for 262) career batting average and 31 stolen bases in 142 games before the ASB and a .302 (165 for 546) average and 62 stolen bases in 191 games after the break...had a .338 batting average when leading off an inning, .324 with runners in scoring position, .316 against left-handed pitching, .316 at home and .306 at night...now has a .314 (69 for 220) career average leading off an inning...was 4 for 7 (.571) with a double, triple, walk, hit by pitch, sacrifice fly and 11 RBI with the bases loaded...his batting average tied for third best in the AL (min. 10 PA)...is 9 for 18 (.500) with 23 RBI in his career with the bases full...hit .326 in 52 games in the two spot in the order, which was the second best average in the AL (Aybar, LAA .338)...batted .304 in 113 games as a center fielder, which also ranked second best in the AL (Span, MIN .318)...hit .402 against the AL Central and .261 against everyone else...that included a .438 mark against Chicago, .435 against Kansas City and .429 against Cleveland...started a team-leading 93 games in center field and also had four starts in right field...had eight assists, which ranked third among AL center fielders, but also committed four errors, which tied for third most...was also 2 for 8 (.250) with a triple, two RBI and four strikeouts as a pinch hitter.

AMERICAN LEAGUE BATTING LEADERS SINCE JUNE 1

- .354 Joe Mauer, MIN
- .351 Ichiro Suzuki, SEA
- .348 Derek Jeter, NYY
- .324 Rajai Davis, OAK**
- .323 Robinson Cano, NYY

OAKLAND: Had his first career game-ending hit June 11 against Minnesota with a ninth inning RBI single off Guerrier...scored from first base on an error on a pickoff attempt July 17 against Los Angeles... according to Retrosheet data, it was the fifth time that has happened in Coliseum history...he is the third Athletic to do it, along with Willie McGee (Aug. 31, 1990 vs. Texas) and Reggie Jackson (April 19, 1975 vs. Minnesota)...the other two are Cleveland's Kenny Lofton (April 29, 1999) and Tampa Bay's Randy Winn (May 26, 1998)...had a career-high tying four RBI July 22 against Minnesota and Sept. 15 at Texas...started 61 of the A's final 63 games in center field, beginning July 29...batted .405 with 16 RBI in 18 games in July...it was the highest single month batting average of his career...had a pinch hit game-ending triple Aug. 3 against Texas...it was the fourth game-ending triple in Oakland history, the first since Aug. 28, 1986 by Carney Lansford in the second game of a doubleheader against Baltimore...the other two were by Rickey Henderson (April 11, 1980 against Minnesota) and Ted Kubiak (July 31, 1968 against California, 2nd game)...it was the first pinch-hit triple by an Athletic since Aug. 22, 1996 at Boston when Matt Stairs tripled off Roger Clemens...had a career-long streak of 12 consecutive stolen bases without a caught stealing from Aug. 4 to 23...had a 12-game hitting streak from Aug. 5 to 17 (18 for 50, .360)...hit .316 (36 for 114) with 10 doubles and 15 stolen bases in 28 games in August...those were the most steals by an Athletic in one month since Rickey Henderson had 16 steals in June, 1998...the last Athletic not named Rickey Henderson to steal 15 or more bases in one month was Bill North, who had 20 steals in July, 1976...led the majors in steals in August and tied for third in the AL in doubles...went 3 for 6 Sept. 8 at Chicago to boost his batting average to .303...it would not drop below .300 the remainder of the season... had six at-bats in three straight games from Sept. 8 to 11 to become the first player in Oakland history to collect six at-bats in three consecutive games...stole a base in four consecutive games from Sept. 8 to 12 and Sept. 15 to 18...prior to that, the last Athletic with a steal in four straight games was Stan Javier from Aug. 31 to Sept. 3, 1995...had his third two-steal game of the season Sept. 9 at Chicago, the 10th of his career...hit safely in a career-high and A's season-high tying 14 consecutive games from Sept. 13 to 26...batted .355 (22 for 62) with 12 runs scored and 11 RBI during the streak...hit .333 (39 for 117) with 23 runs scored, nine doubles, 16 RBI and 11 stolen bases in September...led the AL in runs in September, tied for the lead in hits, ranked second in stolen bases and tied for fourth in doubles...his average peaked at .319 on Sept. 23, but he went 9 for 45 (.200) over his final 10 games.

CAREER

2008—Was claimed by the A's off waivers from San Francisco April 23 and went on to steal a team leading 25 bases with Oakland...had four stolen bases with the Giants, giving him 29 overall, which tied for 17th in the majors...his 29 steals in 226 plate appearances tied for fourth most in the Major Leagues since 1900 among players with 250 or fewer plate appearances...they were the most since Rex Hudler had 29 steals in 229 plate appearances with Montreal in 1988...had 207 plate appearances with Oakland and only three players in Athletics history had more steals with 250 or fewer plate appearances...Larry Lintz had 31 steals in four plate appearances in 1976, Herb Washington had 29 in zero in 1974 and Matt Alexander had 26 in 47 in 1977...was successful in 25 of his 31 (80.6%) attempts with Oakland, which was the eighth best percentage in the American League...went 1 for 18 (.056) in 12 games with San Francisco and then hit .260 in 101 games with Oakland for a .243 batting average, three home runs and 19 RBI in 113 games overall...hit .250 (33 for 132) against right-handed pitching and .232 (19 for 82) with two of his three home runs against left-handers...batted .271 on the road with all three of his home runs compared to .215 at home...had a .304 average with runners in scoring position and two outs and was 5 for 9 (.556) with a home run and 11 RBI with the bases loaded...hit .207 with 15 stolen bases in 72 games before the All-Star Break and .282 with 14 stolen bases in 41 games after the break... was sixth in the AL in post-break stolen bases...hit .276 during night games and .188 during the day... started 41 games for the A's, all in center field, but appeared in 84 games overall in center with Oakland as he saw significant playing time as a late inning defensive replacement...started three games with San Francisco, including two in center field and one in left field...pinch ran 28 times overall and had eight stolen bases and 10 runs scored as a pinch runner...was also 0 for 6 with a walk and two strikeouts as a pinch hitter...24 of his starts with the A's came batting first and he hit .223 with three walks, eight stolen bases and 12 runs scored in 27 games hitting leadoff overall...was on the Opening Day roster for San Francisco but was designated for assignment April 20...was claimed off waivers April 23 and spent the remainder of the season with the A's...went 3 for 4 with a triple in his Oakland debut April 24, a start in center field against Minnesota...singled in his first at bat to snap a career long 0 for 14 streak... made his Major League second base debut June 18 at Arizona in the eighth inning but did not have any chances...it was his first appearance in the infield since playing two games at second base for Single-A Williamsport in 2001...matched his career high with two stolen bases June 20 against Florida...it was his first of three two-steal games in 2008...his second came June 28 against San Francisco...went 21 for 57 (.368) with three triples, two home runs, nine RBI and six stolen bases over a 15-game stretch from Aug. 22 to Sept. 9...had a career high four hits and matched his best with two stolen bases Aug. 27 at

Rajai Davis, continued

Los Angeles...pinch ran for designated hitter Jack Cust in the eighth inning Sept. 5 at Baltimore, stole third base, scored a run and then hit his first career grand slam off Rando Bierd later in the inning...it was the first four RBI game of his career...tied an Oakland record with two triples Sept. 9 at Detroit...it was the 10th two-triple game in Oakland history, the first since Ray Durham Aug. 24, 2002, also at Detroit...committed the first error of his career Sept. 11 against Texas after starting his career with a 148 game errorless streak...played for Anzoategui in the Venezuelan Winter League following the season and batted .276 with two home runs, four RBI and seven stolen bases in 15 games.

2007—Split the year between the Pirates organization and the Giants...opened his campaign at Triple-A Indianapolis, before being called up to Pittsburgh in June and traded to San Francisco at the end of July...was acquired by the Giants at the July 31 trade deadline with a player to be named later (RHP Stephen Macfarland) in exchange for RHP Matt Morris...appeared in 75 Major League contests overall, batting .279 with one home run, nine RBI and 22 steals (in 28 attempts)...with San Francisco, he hit at .282 clip with one home run, seven RBI and 17 steals (21 attempts)...hit safely in 27 of his 33 starts with the Giants (31 in center field, one in left field, one in right field)...after joining the Giants Aug. 1, his 17 stolen bases were the sixth highest total in the National League...hammered his first career home run Aug. 17 at Florida, a two-run shot off Scott Olsen...including his time with the Pirates, he batted .299 over his last 64 ML contests...hit .271 with two RBI and five steals in 24 contests (12 starts, all in center field) with the Bucs, having been called up from the minors June 5...hit .318 in 53 contests with Indianapolis, recording 27 steals...with the glove, he did not commit an error in majors, handling 134 total chances (3 assists) while playing all three outfield positions.

2006—Spent the majority of his season with Indianapolis...finished second in the International League in stolen bases (45)...was recalled by Pittsburgh Aug. 14 and went 0 for 1 in Major League debut that night against Milwaukee (fled out as a pinch hitter)...walked and swiped his first Major League base Aug. 16 against Milwaukee...snapped a 0 for 5 start to his career with a pinch double off Chicago's Carlos Zambrano Aug. 29 and also scored his first big-league run...participated in the Venezuelan Winter League and hit .227 with four RBI and six stolen bases in 15 games with Caracas.

2005—Made his debut on Pittsburgh's 40-man roster...spent the season with Double-A Altoona and earned mid-season Eastern League All-Star honors...shared the Eastern League lead in stolen bases (45) and ranked fifth in runs (82)...led the club in games (123), hits (140) and at-bats (499)...shared the team lead in stolen bases while also equaling the Curve's single-season club record...hit .292 with a home run and three RBI in 19 games with Guasave of Mexican Winter League.

2004—Earned Carolina League mid- and post-season All-Star honors for Single-A Lynchburg...paced the league in average (.314), runs (91), hits (160) and stolen bases (57)...became the first Lynchburg player since Lenny Dykstra in 1983 to lead the league in stolen bases.

2003—Was named to the South Atlantic League postseason All-Star team while playing for Single-A Hickory...ranked third among league leaders in stolen bases (40), hits (146) and runs (84)...also finished seventh in batting (.305)...tied for the lead among Bucco farmhands in triples (7), ranked third in runs and tied for second in hits...established minor league career highs in home runs (6) and RBI (54).

2002—Was named Topps Gulf Coast League Player of Year, while also being named to the GCL All-Star team...hit .380 with 16 doubles, five triples, four home runs, 38 RBI and 26 stolen bases in 55 minor league games, while splitting his campaign between the GCL Pirates, Single-A Williamsport and Single-A Hickory...led the GCL in average (.384), at bats (224), hits (86), on-base percentage (.436) and total bases (124)...tied for the league lead in extra-base hits (25) and finished third in stolen bases (24) and second in slugging (.554)...paced Pittsburgh farmhands in average and on-base percentage (.444)...finished season with South Atlantic League champion Hickory club.

2001—Began his professional career with rookie-league Williamsport, before spending the remainder of the season with the Gulf Coast League Pirates.

PERSONAL/MISCELLANEOUS

Rajai Lavae Davis...graduated from New London (CT) High School in 1999, playing baseball, basketball and football...attended University of Connecticut at Avery Point (Groton, CT)... supports the A's Home Run Readers and "Mathletics" programs...was a part of the A's 2009 Holiday Caravan, which

featured many public appearances around the Bay Area and a Christmas shopping event for children from the Henry Robinson Shelter in Oakland...is married, Marissa.

LIFETIME PLAYING RECORD

Year	Club	AVG.	G	AB	R	H	2B	3B	HR	RBI	SH	SF	HP	BB	SO	SB	CS	SLG	OBP	E
2001	Williamsport	.083	6	12	1	1	0	0	0	0	0	0	0	2	4	0	1	.083	.214	0
	GCL Pirates	.262	26	84	19	22	1	0	0	4	3	1	1	13	26	11	3	.274	.364	1
2002	GCL Pirates	.384	48	224	38	86	16	5	4	35	0	3	3	20	25	24	6	.554	.436	3
	Williamsport	.000	1	4	0	0	0	0	0	0	0	0	0	1	0	0	0	.000	.000	0
	Hickory	.429	6	14	4	6	0	0	0	3	1	0	1	6	2	2	2	.429	.619	0
2003	Hickory	.305	125	478	84	146	21	7	6	54	8	2	6	55	65	40	13	.416	.383	7
2004	Lynchburg	.314	127	509	91	160	27	7	5	38	4	0	2	59	60	57	15	.424	.388	9
2005	Altoona	.281	123	499	82	140	22	5	4	34	6	1	12	43	76	45	9	.369	.351	10
2006	Indianapolis	.283	100	385	53	109	17	1	2	21	2	0	3	27	59	45	13	.348	.335	2
	PITTSBURGH	.143	20	14	1	2	1	0	0	0	1	0	0	2	3	1	3	.214	.250	0
2007	Indianapolis	.318	53	211	31	67	12	4	4	30	2	2	3	21	25	27	9	.469	.384	3
	PITTSBURGH	.271	24	48	6	13	2	1	0	2	1	1	0	7	3	5	2	.354	.357	0
2008	SAN FRANCISCO	.282	51	142	26	40	9	1	1	7	2	0	4	14	25	17	4	.380	.363	0
	OAKLAND	.260	101	196	28	51	5	4	3	19	2	1	1	7	34	25	6	.372	.288	1
2009	OAKLAND	.305	125	390	65	119	27	5	3	48	2	4	7	29	70	41	12	.423	.360	4
AL Totals		.290	226	586	93	170	32	9	6	67	4	5	8	36	104	66	18	.406	.337	5
NL Totals		.252	107	222	35	56	12	2	1	9	4	1	4	24	37	27	9	.338	.335	0
ML Totals		.280	333	808	128	226	44	11	7	76	8	6	12	60	141	93	27	.387	.336	5

2010 ATHLETICS

CAREER TRANSACTIONS

2001 — Selected by the Pittsburgh Pirates organization in the 38th round of the First-Year Player Draft. **2007** — Traded with a player to be named later (pitcher Stephen Macfarland Aug. 27) to the San Francisco Giants in exchange for pitcher Matt Morris, July 31. **2008** — Claimed off waivers by Oakland, April 23.

DAVIS' CAREER HIGHS

Hits: 4, August 27, 2008 at Los Angeles (AL)
Home Runs: 1 (seven times), last: September 1, 2009 vs. Kansas City
Runs Batted In: 4 (three times), last: September 15, 2009 at Texas
Stolen Bases: 2 (10 times), last: September 9, 2009 at Chicago (AL)
Hitting Streak: 14, September 13 to 26, 2009
Hitless Streak (At Bats): 14, April 5 to 19, 2008
Grand Slams: 1, September 5, 2008 at Baltimore (Bierd).
Pinch-Hit Home Runs: None.
Inside-The-Park Home Runs: None.
Game Ending Home Runs: None.
Lead Off Home Runs: None.

FAUTINO DE LOS SANTOS

60

RIGHT-HANDED PITCHER

Height/Weight: 6-2 / 219 **Bats/Throws:** Right / Right
Birthdate: February 15, 1986 **Opening Day Age:** 24
Birthplace/Resides: Samana, Dominican Republic / Samana, Dominican Republic
Major League Service: None
Obtained: Acquired from the Chicago White Sox with pitcher Gio Gonzalez and outfielder Ryan Sweeney for outfielder Nick Swisher, January 3, 2008
Contract Status: First year of a one-year contract through 2010.



CAREER HIGHLIGHTS

Was one of three players acquired from the Chicago White Sox in the Nick Swisher trade prior to the 2008 season...however, has pitched in just 12 games in two seasons with the A's organization due to "Tommy John" surgery in May, 2008...is 2-3 with a 5.19 ERA in his 12 starts over the last two years...has a 15-11 record and a 2.89 ERA (66 er in 205.1 ip) in 48 games, 41 starts, in four seasons in the minors...has 68 walks and 256 strikeouts in 205.1 innings (11.2 strikeouts per nine innings)...was named

Fautino De Los Santos, continued

the South Atlantic League Most Outstanding Major League Prospect in 2007...also pitched for the World team in the All-Star Futures Game at San Francisco that year...traded to Oakland following the 2007 season and was named the A's fourth best prospect by *Baseball America*.

2009 HIGHLIGHTS

Began the season on the disabled list as he continued his recovery from "Tommy John" surgery...was assigned to the A's affiliate in the Arizona Rookie League for a rehab assignment July 5 and started seven games...was 0-1 with a 3.86 ERA and did not pitch more than 2.0 innings in any of his appearances...struck out 16 and walked four in 11.2 innings and did not allow a home run...issued four wild pitches...allowed a .279 opponents batting average, which included a .185 (5 for 27) mark against right-handed hitters and .438 (7 for 16) against left-handers...opponents hit .182 with the bases empty and .333 with runners in scoring position.

ARIZONA: Began his rehab assignment July 5 at the Dodgers affiliate and tossed 2.0 innings...allowed a run on two hits and a walk while striking out three in his first appearance since April 24, 2008...made another start July 10, tossing 2.0 shutout innings against the Brewers, before his rehab was halted...resumed pitching Aug. 9 and went 0-1 with a 4.70 ERA over his final five starts...struck out a season high four Aug. 21 against the Cubs.

CAREER

2008—Began his first season in the A's organization at Single-A Stockton of the California League and went 2-2 with a 5.87 ERA in five starts before he was placed on the disabled list May 2 with a strained right elbow...underwent elbow ligament replacement surgery later that month and missed the remainder of the season...struck out 26 in 23.0 innings, an average of 10.17 strikeouts per nine innings...allowed a .309 opponents batting average, including .245 against right-handed hitters and .378 against left-handers...opponents hit .238 when leading off an inning and .276 with runners in scoring position...lost each of his first two starts, including April 8 against Bakersfield when he struck out a season high seven in 5.0 innings...matched his high in strikeouts in his next start April 13 at Modesto and allowed two runs in 5.0 innings for the win...was the winning pitcher in his final start April 24 against San Jose (5.0 ip, 7 h, 2 r, 1 er, 1 bb, 4 so).

2007—Spent most of the season at Single-A Kannapolis and was named the South Atlantic League Most Outstanding Major League Prospect after going 9-4 with a 2.40 ERA and 121 strikeouts in 21 games, 15 starts...was promoted to Single-A Winston-Salem of the Carolina League Aug. 7 and went 1-1 with a 3.65 ERA in five starts...combined for a 10-5 record and a 2.65 ERA in 26 games, 20 starts, overall...struck out 153 in 122.1 innings, an average of 11.26 per nine innings...allowed a .163 opponents batting average, which included a .167 mark against right-handed hitters and .158 against left-handers...opponents hit .175 when leading off an inning and .176 with runners in scoring position...tied for sixth among all Single-A pitchers in strikeouts, ranked ninth in wild pitches (19) and 13th in ERA...was second in the White Sox farm system in ERA, third in strikeouts and fourth in wins...led Kannapolis in strikeouts and tied for the team lead in wins...was named to the SAL Midseason All-Star team...*Baseball America* named him to their Low Class A All-Star Team and as the third best prospect in the SAL...compiled a 0.87 ERA in five games, three starts, in April...did not allow a home run over the first two months of the season (47.2 ip)...tossed seven scoreless innings May 22 to defeat Hickory and left the game with a no-hitter...walked one and struck out seven...had three 10-strikeout games over a six-start stretch from June 8 to July 13 (49 so in 35.0 ip)...including a season high 14 against Greensboro June 29...played for the World Team in the All-Star Futures Game at San Francisco (1.0 ip, 1 h, 1 r, 1 er, 1 bb, 2 so, 1 hr)...went 1-2 with a 1.80 ERA in four games, three starts in July...was promoted to Winston-Salem Aug. 7 and won his first start for the Warthogs Aug. 10 at Potomac (5.0 ip, 4 h, 1 r, 1 er, 1 bb, 6 so)...then went 0-1 with a 4.12 ERA over his final four starts...including Sept. 1 at Frederick when he struck out 10 in 6.0 innings...was traded to Oakland in the Nick Swisher deal January 3, 2008 and was named the A's fourth best prospect by *Baseball America*.

2006—Made his professional debut with the White Sox affiliate in the Dominican Summer League and posted a 3-3 record and a 1.86 ERA in 10 games, nine starts...struck out 61 in 48.1 innings (11.4 per nine innings) and walked just 10...did not allow a home run...yielded a .232 opponents batting average, including .215 against right-handed hitters and .283 against lefties...his opponents average dropped to .164 with runners in scoring position...recorded his first professional win June 29 against the Royals (6.0 ip, 3 h, 2 r, 1 er, 2 bb, 7 so)...struck out 10 July 5 and July 22, both times against the Marlins.

PERSONAL/MISCELLANEOUS

Fautino De Los Santos...was originally signed by the Chicago White Sox organization as a non-drafted free agent, Dec. 2, 2005.

LIFETIME PITCHING RECORD

Year	Club	W	L	ERA	G	GS	CG	SHO	SV	IP	H	R	ER	HR	HB	BB	IBB	SO	WP	BK
2006	DSL White Sox	3	3	1.86	10	9	0	0	0	48.1	44	20	10	0	5	10	0	61	4	1
2007	Kannapolis	9	4	2.40	21	15	0	0	0	97.2	49	33	26	5	8	36	1	121	18	3
	Winston-Salem	1	1	3.65	5	5	0	0	0	24.2	20	12	10	3	1	7	0	32	1	0
2008	Stockton	2	2	5.87	5	5	0	0	0	23.0	29	17	15	3	1	11	0	26	5	1
2009	AZL A's	0	1	3.86	7	7	0	0	0	11.2	12	6	5	0	1	4	0	16	4	1

CAREER TRANSACTIONS

2005 — Signed by the Chicago White Sox organization as a non-drafted free agent, December 2. **2008** — Traded to the Oakland Athletics with pitcher Gio Gonzalez and outfielder Ryan Sweeney for outfielder Nick Swisher, January 3.

JOEY DEVINE

33

RIGHT-HANDED PITCHER

Height/Weight: 6-1 / 226

Bats/Throws: Right / Right

Birthdate: September 19, 1983


Opening Day Age: 26

Birthplace/Resides: Junction City, Kansas / Roswell, Georgia

Major League Service: 2 years, 171 days

Obtained: Acquired from the Atlanta Braves with Jamie Richmond for Mark Kotsay and cash considerations, January 14, 2008

Contract Status: First year of a one-year contract through 2010.



CAREER HIGHLIGHTS

Missed the entire 2009 season after undergoing “Tommy John” surgery...was acquired by the A’s from Atlanta prior to the 2008 season in the Mark Kotsay trade and posted a 0.59 ERA in 42 appearances with Oakland...since the earned run became an official stat, his ERA was the lowest in Major League history among pitchers with 25 or more innings pitched...was Atlanta’s first round selection in the 2005 draft and spent parts of each of his three professional seasons in the majors with the Braves, compiling a 6.86 ERA in 25 appearances...made his Major League debut Aug. 20, 2005, less than three months after being drafted...also pitched in the NLDS that year against Houston...made 97 career minor league appearances, including four starts, and was 9-9 with 26 saves, a 2.86 ERA and a .202 opponents batting average...had 170 strikeouts in 116.1 innings, an average of 13.16 per nine innings.

2009 HIGHLIGHTS

Had “Tommy John” surgery on his right elbow and missed the entire season...made two Spring Training appearances on Feb. 26 and March 4 before he was sidelined with right elbow inflammation...returned to make one final spring outing March 27 but began the season on the 60-day disabled list...Dr. James Andrews performed reconstructive surgery on the ulnar collateral ligament in his right elbow April 21...was one of three A’s pitchers to have “Tommy John” surgery in 2009, along with Dan Giese (June 9) and Josh Outman (June 30).

CAREER

2008—The rookie reliever was acquired from Atlanta in the Mark Kotsay trade and posted a 0.59 ERA in 42 relief appearances with the A’s...since the earned run became an official stat (1912 in NL, 1913 in AL), his ERA was the lowest in Major League history among pitchers with 25 or more innings pitched...did not allow a home run in 45.2 innings pitched, which set an Oakland record for most innings pitched in a season without a home run...topped the previous mark of 38.2 innings by Vida Blue in 1970...his innings without a home run were second most among American League relievers in 2008 (Jim Johnson, BAL 68.2 ip)...now has a 61-game, 60.0-inning, 241-batter homerless streak...allowed his last home run April 7, 2006 at San Francisco (Moises Alou)...allowed a .150 opponents batting average, which ranked second lowest among AL relievers (Grant Balfour, TB .143)...it was also second lowest in Oakland history to Jim Roland’s .134 in 1970...allowed just three extra base hits, all doubles, and his .170

opponents slugging percentage was the lowest by a ML reliever since at least 1954 (the earliest year reliever splits are available)...issued 15 walks for a .225 on-base percentage, which was second lowest among AL relievers in 2008 and third lowest among relievers in Oakland history...struck out 49 batters for a strikeout to walk ratio of 3.27, which was 10th best among AL relievers...now has 69 strikeouts in 65.1 career innings (9.51 per nine innings)...first batters faced were 6 for 40 (.150) with a walk, a sacrifice fly (.167 on-base percentage) and no extra base hits (.150 slugging percentage)...the on-base percentage was the lowest among ML relievers, the slugging percentage was third lowest in the AL and the batting average was fifth lowest...now has a .158 (9 for 57) average against first batters in his career...allowed 7 of 22 (31.8%) inherited runners to score...compiled a 6-1 record and tied for sixth among AL relievers in wins...was on the disabled list from May 26 to Aug. 1 with a right elbow inflammation...had a 1.23 ERA and .198 opponents batting average in 18 outings when he went on the DL and then did not allow an earned run while holding the opposition to a .097 batting average in 24 outings and 23.2 innings after he returned from the DL...his opponents batting average included a .120 (11 for 92) mark against right-handed hitters and .197 (12 for 61) against left-handers...struck out 35 right-handers and just 14 left-handers...now has a .158 (22 for 139) career average against righties and .244 (22 for 90) against lefties...allowed a .212 average with runners in scoring position, but that dropped to .118 with RISP and two outs...did not allow an earned run in 16 outings and 17.2 innings during the day...did not allow an earned run in 13 outings and 15.1 innings against AL Central teams...began the season at Triple-A Sacramento and did not allow a run in two outings (2.0 ip, 1 h, 1 bb, 4 so) before he was recalled by Oakland April 10...picked up the win that night at Toronto after tossing scoreless 10th and 11th innings (2.0 ip, 4 h, 1 so)...did not allow a run in his first six outings and 8.1 innings through April 24...then allowed all three of his earned runs in 2008 over his next 10 outings from April 26 to May 20 (11.0 ip, 2.45 ERA)...did not allow an earned run over his final 26 outings and 26.1 innings beginning May 23...was placed on the DL May 30 retroactive to May 26 and made two rehab appearances with Sacramento July 28 and 31, both starts (2.0 ip, 3 h, 4 r, 3 er, 4 so)...was reinstated from the DL Aug. 2...had a streak of 9.0 consecutive hitless innings from Aug. 14 to Sept. 4...it was the longest hitless streak by an A's reliever since Gene Nelson also had a 9.0 inning streak from July 29-Aug. 10, 1988...the streak ended Sept. 4 at Kansas City when he allowed the game winning RBI single to Joey Gathright in the bottom of the 10th inning in the first game of a doubleheader...it was his only loss of the season and it also snapped his scoreless streak at a career high tying 13.2 innings...retired 23 of the 26 batters he faced over an eight-game stretch from Sept. 5 to 21...capped that streak with a scoreless ninth inning Sept. 21 against Seattle for his first ML save.

2007—Had six stints with Atlanta and was 1-0 with a 1.08 ERA in 10 relief appearances...was up from May 22 to 25 (no games), June 20 to 22 (one game), July 5 to 18 (two games), Aug. 3 to 7 (one game), Aug. 24 to 27 (one game) and Sept. 19 through the end of the season (five games)...did not allow a run during his final stint (3.1 ip)...posted a 1.80 ERA over his first five stints...allowed a .241 opponents batting average, which included a .211 mark against right-handed hitters and .300 against left-handers...opponents were 1 for 14 (.071) with runners in scoring position...allowed 1 of 6 (16.7%) inherited runners to score and first batters faced were 1 for 5 (.200) with four walks...recorded his first Major League win Sept. 22 against Milwaukee after escaping a bases loaded jam in the top of the 11th inning in the Braves 4-3 win (0.2 ip, 1 bb)...spent the balance of the season with Double-A Mississippi and Triple-A Richmond where he was a combined 5-4 with 20 saves and a 1.89 ERA in 50 relief appearances...the saves were second most in the Atlanta farm system and the ERA was second best by a reliever...allowed just two home runs in 57.0 innings...walked 19 and struck out 78 for a strikeout to walk ratio of 4.1 and a strikeout per nine inning average of 12.3...allowed a .202 opponents batting average, which broke down to .158 against right-handed hitters and .265 against left-handers...converted 20 of 24 (83.3%) save opportunities...was named Pitcher of the Year at Mississippi after going 2-4 with a team leading 16 saves and a 2.06 ERA in 33 relief appearances...was promoted to Atlanta July 5 and optioned to Richmond July 18 and spent the balance of the minor league portion of his campaign at Triple-A, going 3-0 with four saves, a 1.64 ERA and a .188 opponents batting average...made six playoff appearances for Richmond and was 0-0 with four saves and a 3.68 ERA to help the Braves to the International League Championship.

2006—Pitched at four different levels in the Braves organization, including 10 games with Atlanta...posted a 9.95 ERA in two stints with the Braves...allowed 3 of 9 (33.3%) inherited runners to score and first batters faced were 1 for 7 (.143) with two walks and a hit by pitch...made two appearances during his first stint from April 6 to 10 and allowed seven runs in 1.0 inning...made his season debut April 7 at San Francisco and allowed three runs in 0.1 inning, including a pinch-homer to Moises Alou...allowed four runs on three hits, four walks and two wild pitches in two-thirds of an inning the next day against

the Giants...returned when rosters expanded Sept. 1 and did not allow a run in eight outings (5.1 ip)...pitched one scoreless inning in each game of the Sept. 2 doubleheader at Philadelphia...was a combined 3-3 with a 4.30 ERA in 20 appearances, two starts, at Triple-A Richmond, Single-A Myrtle Beach and Double-A Mississippi...made one appearance with Richmond April 13 against Durham and did not retire a batter (1 h, 1 r, 1 er, 1 bb)...was sent to extended spring training April 17 and was transferred to Myrtle Beach June 21...went 1-3 with a 5.89 ERA in 13 games, two starts, with the Pelicans...allowed a .203 opponents batting average, including .105 against right-handers and .346 against lefties...was transferred to Mississippi Aug. 12 and was 2-0 with a 0.82 ERA in six games at Double-A...allowed a .065 batting average as righties were 1 for 2 (.050) and lefties 1 for 11 (.091)...was named the ninth-best prospect in the Braves' organization following the season by *Baseball America*...pitched for Peoria in the Arizona Fall League and had two saves and a 4.50 ERA in seven relief appearances.

2005—Was the Braves' top selection (27th overall) in the 2005 draft out of North Carolina State and became the first Brave since Bob Horner in 1978 to reach the majors the same season he was drafted...became just the fourth player in the last 15 years to reach the majors before Sept. 1 in the same year he was drafted (Ariel Prieto, 1995 with Oakland; Chad Cordero, 2003 with Montreal; Ryan Wagner, 2003 with Cincinnati)...began his professional career at Single-A Myrtle Beach, where he was 0-0 with one save and a 0.00 ERA in four games...made his first appearance with Double-A Mississippi July 4...at the time of his promotion to Atlanta Aug. 20, he was 1-1 with five saves and a 2.70 ERA in 18 games...made his Major League debut in the 12th inning Aug. 20 against San Diego and allowed a grand slam to Xavier Nady in the 13th...allowed another grand slam to Chicago's Jeremy Burnitz in the fourth inning of his next outing Aug. 23...according to the Elias Sports Bureau, he became the first pitcher in major league history to allow a grand slam in each of his first two career games...tallied his first career strikeout (Ryan Shealy) in the ninth inning against Colorado Sept. 27...ended up making five regular season appearances for Atlanta and was 0-1 with a 12.60 ERA...also made three postseason appearances in the NLDS against Houston and posted a 10.80 ERA...in Game 4, he threw a scoreless 17th inning with two strikeouts before allowing Chris Burke's series-ending homer in the bottom of the 18th inning.

PERSONAL/MISCELLANEOUS

Joseph N. Devine was originally signed by Atlanta scout Billy Best...graduated in 2002 from Junction City (Kan.) High School...earned all-state recognition as a senior and was all-conference all four years...also earned first team all-conference honors as a junior and senior in football...attended North Carolina State University, where he became the school's all-time saves leader with 24...earned All-America honors as a freshman and sophomore...went 5-3 with 12 saves and a 2.03 ERA as a junior in 2005, fanning 72 batters and walking just 10 in 48.2 innings pitched...is married, Erin.

LIFETIME PITCHING RECORD

Year	Club	W	L	ERA	G	GS	CG	SHO	SV	IP	H	R	ER	HR	HB	BB	IBB	SO	WP	BK
2005	Myrtle Beach	0	0	0.00	4	0	0	0	1	5.0	0	0	0	0	1	3	0	7	0	0
	Mississippi	1	1	2.70	18	0	0	0	5	20.0	19	13	6	2	5	12	0	28	1	0
	ATLANTA	0	1	12.60	5	0	0	0	5.0	6	7	7	2	0	5	1	3	0	0	0
	Richmond	0	0	18.00	1	0	0	0	0	1.0	3	2	2	0	0	1	0	1	0	0
2006	ATLANTA	0	0	9.95	10	0	0	0	0	6.1	8	7	7	1	1	9	1	10	4	1
	Richmond	0	0	0.00	1	0	0	0	0	0.0	1	1	1	0	0	1	0	0	0	0
	Myrtle Beach	1	3	5.89	13	2	0	0	0	18.1	13	12	12	1	1	11	0	28	4	0
	Mississippi	2	0	0.82	6	0	0	0	0	11.0	2	1	1	1	0	4	0	20	0	0
2007	Mississippi	2	4	2.06	33	0	0	0	16	35.0	26	9	8	1	4	13	0	51	4	0
	ATLANTA	1	0	1.08	10	0	0	0	0	8.1	7	1	1	0	0	8	2	7	1	0
	Richmond	3	0	1.64	17	0	0	0	4	22.0	15	5	4	1	0	6	0	27	0	0
2008	Sacramento	0	1	6.75	4	2	0	0	0	4.0	4	4	3	1	0	1	0	8	0	0
	OAKLAND	6	1	0.59	42	0	0	0	1	45.2	23	7	3	0	0	15	2	49	0	0
2009	OAKLAND	(Injured — did not pitch)																		
AL Totals		6	1	0.59	42	0	0	0	1	45.2	23	7	3	0	0	15	2	49	0	0
NL Totals		1	1	6.86	25	0	0	0	0	19.2	21	15	15	3	1	22	4	20	5	1
ML Totals		7	2	2.48	67	0	0	0	1	65.1	44	22	18	3	1	37	6	69	5	1

CAREER TRANSACTIONS

2005 — Selected by the Atlanta Braves in the 1st round (27th selection overall) of the First-Year Player Draft. **2008** — Traded to the Oakland Athletics with pitcher Jamie Richmond for outfielder Mark Kotsay and cash, January 14. On disabled list, May 26 to August 1; included rehabilitation assignment to Sacramento, July 28 to August 1. **2009** — On disabled list, April 4 to November 4.

DIVISION SERIES RECORD

Year	Club/Opp.	W	L	ERA	G	GS	CG	SHO	SV	IP	H	R	ER	HR	HB	BB	IBB	SO	WP	BK
2005	ATL vs. HOU	0	1	10.80	3	0	0	0	0	1.2	3	2	2	1	1	1	1	3	0	0

DEVINE'S CAREER BESTS

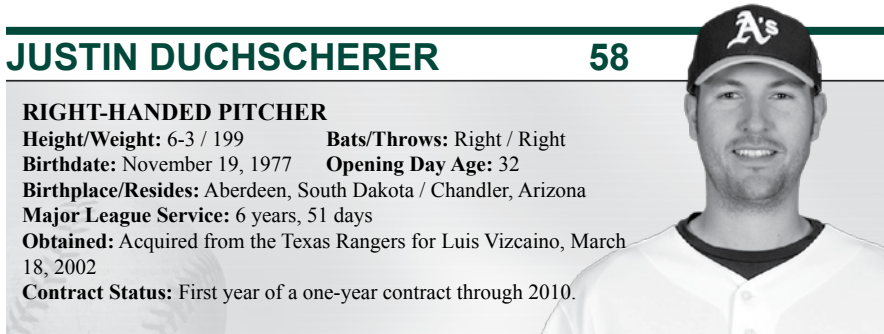
Low Hit Complete Game: None
Innings Pitched: 2.0 (three times), last: May 23, 2008 vs. Boston
Strikeouts: 3 (three times), last: August 10, 2008 at Detroit
Longest Winning Streak: 5, September 22, 2007 to August 28, 2008
Longest Losing Streak: 1 (twice), last: September 4, 2008
Longest Scoreless Streak: 13.2 (twice), last: August 6 to September 4, 2008

JUSTIN DUCHSCHERER

58

RIGHT-HANDED PITCHER

Height/Weight: 6-3 / 199 **Bats/Throws:** Right / Right
Birthdate: November 19, 1977 **Opening Day Age:** 32
Birthplace/Resides: Aberdeen, South Dakota / Chandler, Arizona
Major League Service: 6 years, 51 days
Obtained: Acquired from the Texas Rangers for Luis Vizcaino, March 18, 2002
Contract Status: First year of a one-year contract through 2010.



CAREER HIGHLIGHTS

After pitching exclusively out of the bullpen from 2004-07, the two-time American League All-Star (2005, 08) was converted to a starting pitcher in 2008 and went 10-8 with a 2.54 ERA in 22 starts...did not pitch with Oakland in 2009 as his rehab from elbow surgery was halted after being diagnosed with clinical depression...has a 2.82 ERA in 214 career appearances with Oakland, which is third lowest in Oakland history...has made 219 career appearances in seven Major League seasons, including six with the A's...missed the final month and a half of 2008 and the final four months of 2007 with hip problems that led to surgeries both times...saved nine games in 2006 during a stint as the closer while Huston Street was on the disabled list...was named Pacific Coast League Pitcher of the Year in 2003 after leading the league with 14 wins...made his A's debut on Sept. 9 of that year, the same day his first child was born...was originally drafted by Boston in the 8th round in 1996 and was traded to Texas in 2001 where he made his ML debut...was traded to the A's during the spring of 2002.

HIGHEST COLISEUM WINNING PERCENTAGE
(min. 25 decisions)

1. Kenny Rogers .862 (25-4)
2. Mark Mulder .754 (43-14)
3. Tim Hudson .754 (46-15)
4. Paul Lindblad .744 (29-10)
5. **Justin Duchscherer .690 (20-9)**

2009 HIGHLIGHTS

Missed the entire 2009 season...arrived at Spring Training recovering from 2008 hip surgery, but did not pitch in a Major League spring game because of elbow problems...Dr. Lewis Yocum performed arthroscopic surgery on his right elbow March 31 and he was placed on the 15-day disabled list retroactive to March 27 to start the season...it was his fifth stint on the DL over the last four years...was transferred to the 60-day DL April 29 but his comeback from the elbow surgery was delayed by back issues...began a rehab assignment with Single-A Stockton July 26 at San Jose and retired all six batters he faced (2.0 ip, 2 so)...made his second rehab start at Triple-A Sacramento Aug. 9 against New Orleans and tossed 4.0 scoreless innings (2 h, 1 bb, 3 so)...his final start came Aug. 13 in the Arizona Rookie League against San Francisco and he tossed 5.0 shutout innings (4 h, 3 so)...did not yield a run in 11.0 innings in three rehab starts and allowed a .162 (6 for 37) opponents batting average...issued just one walk and struck out eight...on Aug. 21, it was announced that he would not pitch the rest of the season after being diagnosed with clinical depression.

CAREER

2008—Was named to the American League All-Star team for the second time but two stints on the disabled list limited him to 22 starts...was 10-8 with a 2.54 ERA and .210 opponents batting average... despite his limited action, he led the A's in wins...his 10 victories were the fewest by an A's team leader since Aaron Small had nine in 1997...had career bests in nearly every category including wins, starts, strikeouts (95), opponents batting average and innings pitched...tallied just 141.2 innings and did not qualify for the league leaders...based on a minimum of 140 innings pitched, his 2.541 ERA was second lowest in the AL to Cleveland's Cliff Lee (2.539) and it was the lowest by an Oakland pitcher since Steve McCatty had a 2.32 ERA in 1981...using the same 140 innings pitched minimum, he had the lowest opponents batting average, on-base percentage (.268) and slugging percentage (.322) in the AL...the batting average was the lowest by an Athletic since Mike Norris in 1980 (.209) and the on-base percentage was the lowest since Catfish Hunter in 1974 (.258)...his opponents average broke down to .188 against right-handed hitters and .227 against left-handers...his mark against righties was second lowest in the AL...allowed 10 of his 11 home runs to left-handed hitters...nine of the home runs were solo shots... allowed a .186 opponents batting average with the bases empty and .186 with three walks to hitters leading off an inning...now has a .219 (88 for 401) career average against hitters leading off an inning with just nine walks...was 10-5 with a 1.82 ERA and .186 opponents batting average in 16 starts before the All-Star Break...became the second pitcher in Oakland history with an ERA under 2.00 at the break, joining Vida Blue, who posted a 1.42 ERA in 1971...it was the eighth best ERA by an AL pitcher at the break in the designated hitter era (since 1973, min. 81.0 ip)...then went 0-3 with a 4.91 ERA and .281 opponents batting average in six starts after the break...is now 23-11 with a 2.34 ERA (65 er in 249.2 ip) in 115 career appearances before the All-Star Break and 8-13 with a 4.27 ERA (84 er in 177.0 ip) in 104 games after the break...had a 7-3 record in 11 starts at home and now has a career record of 20-9 in Oakland...his .690 winning percentage is fifth best in Coliseum history (min. 25 decisions)...was 6-2 with a 2.09 ERA in 10 starts on four days rest and 8-5 with a 1.95 ERA and .195 opponents batting average in 16 starts at night...allowed two runs or fewer in 17 of his 22 starts and walked two batters or fewer 19 times...made just one start, a win April 4 against Cleveland, before going on the disabled list for the first time on April 8 retroactive to April 5 with a strained right biceps...made one rehab start April 21 at Las Vegas before he was reinstated from the DL April 26...picked up the win May 1 at Los Angeles in the 200th appearance of his career...combined with Huston Street on a one-hit shutout on May 24 against Boston...took a no-hitter into the seventh inning before David Ortiz singled with one out...that began an 11-start stretch from May 24 to July 20 where he went 7-3 with a 1.54 ERA and .163 opponents batting average...allowed two runs or less in each of those games, which was the longest such streak by a starter in Oakland history...it was the longest streak by an AL starter since Roger Clemens had an 11-game streak for Boston from July 8-Aug. 30, 1990...set an Oakland record by hitting a batter in five consecutive games from May 13 to June 4...walked a career high five batters on June 4 against Detroit...it was the first time in his career he walked more than two batters in a game...picked up the win in that game to start a career high tying four-game winning streak that ran through June 22 (1.53 ERA)...was 4-1 with a 1.45 ERA in five starts overall in June...tossed his first career complete game July 8 against Seattle, a two-hit shutout in the A's 2-0 win...that was part of a career best 18.0 inning scoreless streak from July 3 to 13...was named to the AL All-Star team as a starter after making the club as a reliever in 2005...pitched the sixth inning of the game July 15 at Yankee Stadium, allowing a run on three hits with one strikeout...allowed three earned runs or less in each of his first 17 starts and had a streak of 20 consecutive such starts dating back to his first start with the A's on Sept. 9, 2003, which is an Oakland record...the streak came to an end July 26 against Texas when he allowed a career high eight runs...struck out a career high eight batters Aug. 13 against Tampa Bay...then tossed just 2.2 innings in his next start on Aug. 18 at Minnesota before leaving the game with a strained hip...was placed on the DL for a second time on Aug. 21 retroactive to Aug. 19...missed the remainder of the season and had hip surgery on Sept. 29.

2007—Appeared in just 17 games before going on the disabled list in the middle of May with a strained right hip...had season ending surgery on the hip on July 11...was 3-3 with two blown saves and a 4.96 ERA...the ERA was his highest since posting a 12.27 ERA in five games during his first season in 2001 with Texas...allowed a .281 opponents batting average, a .351 on-base percentage and a .563 slugging percentage, which were also his highest figures since 2001 (.353/.421/.676)...his batting average broke down to .176 against right-handers and .400 against left-handers...however, allowed all three of his home runs to right-handed hitters...opponents were just 1 for 20 (.050) with runners in scoring position, including 0 for 10 with RISP and two outs...allowed 2 of 7 (28.6%) inherited runners to score and first batters faced were 3 for 16 (.188)...did not allow a run over a six-game stretch from April 24 to May 5 (5.1 ip)...picked up the win in consecutive outings May 1 at Boston and May 4 at Tampa Bay, tossing a scoreless inning in each outing...made his final appearance May 14 against Kansas City (1.0 ip, 3 h, 2

r, 2 er)... was placed on the DL May 22 retroactive to May 15, his second career stint on the DL... made one rehab start at Single-A Stockton May 28 (1.0 ip, 1 so) before returning to the DL... Dr. Thomas Byrd in Nashville, Tennessee performed surgery on the hip July 11 and Duchscherer was transferred to the 60-day DL the next day... missed the A's final 125 games.

2006—Was the A's closer while Huston Street was on the disabled list late in the season and ended up saving a career high nine games... was 2-1 with a 2.91 ERA but he appeared in just 53 games as he missed 42 games while on the DL with right elbow tendinitis... first batters faced were 6 for 52 (.115) with one walk... the batting average was the lowest in the Majors and third lowest by an Oakland pitcher since 1974... issued just nine walks in 55.2 innings, an average of 1.46 per nine innings... that ranked third lowest among AL relievers... it was seventh lowest in Oakland history and the lowest by a pitcher not named Dennis Eckersley... struck out 51 for a strikeout to walk ratio of 5.67 to 1... that ranked fourth best among AL relievers and tied for eighth highest in Oakland history... was 9 for 11 (81.8%) in save opportunities and allowed just 3 of his 22 (13.6%) inherited runners to score... allowed a .244 opponents batting average, which broke down to .241 against right-handers and .248 against left-handers... his opponents average dropped to .175 with runners in scoring position, including .130 with RISP and two outs... converted all seven of his save opportunities and had a 1.96 ERA and .191 opponents batting average in 35 outings at night... did not allow an earned run in eight outings (9.0 ip, 2 r) during the spring and then began the regular season by holding the opposition scoreless over his first seven outings (8.0 ip)... that gave him a 14.0 inning scoreless streak dating back to Sept. 24, 2005... had a win and two saves over a three-game stretch from April 24 to May 1 while Street missed time with an injury... had a 2.20 ERA in 15 games when he was placed on the 15-day disabled list on May 13, retroactive to May 7 with right elbow tendinitis... it was his first career stint on the DL... missed 42 games and made two rehab appearances with Triple-A Sacramento before he was reinstated from the DL June 23... was ejected from the game on July 25 against Boston by Mark Wegner... went 24 games, 24.2 innings and 91 batters from July 27 to Sept. 20 without issuing a walk... picked up the save in five consecutive outings from Aug. 21 to Sept. 6 while Street was on the DL... had a 0.77 ERA in 13 outing in September, his lowest one month ERA in 2006... posted a 2.25 ERA in two postseason appearances, both in the ALDS against Minnesota.

2005—Was named to his first American League All-Star team after an outstanding first half of the season but did not pitch in the game... went 4-1 with four saves and a 1.49 ERA in 35 games before the All-Star break and then went 3-3 with one save and a 3.13 ERA in 30 outings after the break... was a combined 7-4 with five saves, two blown saves and a 2.21 ERA in a career high 65 relief appearances... the saves were the first of his career... ranked second among AL relievers in innings pitched (85.2), tied for fourth in wins, fifth in strikeouts and sixth in ERA... had the best strikeout to walk ratio among AL relievers (4.47 to 1) and the fifth fewest walks per nine innings (2.00)... allowed 48.4% (15 of 31) of his inherited runners to score which tied for fourth highest in the AL... his .215 opponents batting average broke down to .225 against left-handed hitters and .208 against right-handers... first batters faced were 16 for 61 (.262) with three walks... compiled a 1.23 ERA and .173 opponents batting average in 16 outings when pitching on no days rest... had three months with an ERA under 2.00 (0.57 in April, 1.56 in June and 1.72 in August)... did not pitch over a 12-game stretch from May 10 to 24 because of back problems... had a 0.96 ERA over his first 21 outings before allowing three runs in 2.0 innings June 11 at Atlanta... had a season best 12.2-inning scoreless streak from June 11 to July 2... had a stint as the A's closer during that stretch while Huston Street was sidelined from June 15 to 27... recorded four saves in five chances over that span, including his first Major League save June 18 against Philadelphia... appeared in the 100th game of his career July 20 at Los Angeles.

2004—Was the long man in the A's bullpen as he tossed 96.1 innings in 53 appearances, all in relief... ranked second among American League relievers in innings pitched... tossed two or more innings in 22 of his 53 outings... tossed a season high 5.0 innings three times: April 23 vs. Anaheim, May 11 at Detroit and Aug. 27 against Tampa Bay... was 7-6 with two blown saves and a 3.27 ERA... tied for fourth among AL relievers in wins and tied for fifth in losses... tied for the lead among AL rookies in ERA (Madritsch, SEA) and ranked third in wins... allowed 12 of 42 (28.6%) inherited runners to score and first batters faced were 14 for 46 (.304) with five walks and a hit by pitch... opponents batted .241 which broke down to .247 against left-handers and .235 against right-handers... his opponents average dropped to .194 with runners in scoring position, including .108 with RISP and two outs... posted an ERA under 2.00 in three months as he had a 1.93 ERA in April, 1.06 in May and 1.83 in July... balked in the winning run in the bottom of the 14th inning in the A's 2-1 loss at Seattle on April 19... had a 13.1 inning scoreless streak from May 7 to 29.

2003—Was named Pacific Coast League Pitcher of the Year after posting a 14-2 record and a 3.25 ERA in 24 games, 23 starts, at Triple-A Sacramento...led the PCL in wins and ranked fourth in ERA...was recalled to Oakland Sept. 8, was placed in the A's starting rotation and went 1-1 with a 3.31 ERA in four games, three starts...made his A's debut Sept. 9, the same day his first child he was born in Trenton, New Jersey...tossed seven shutout innings and struck out six to defeat Anaheim, 8-1...left prior to the end of the game to go to New Jersey and returned to the A's for a start in Texas Sept. 14...spent the entire regular season at Sacramento and led the River Cats in wins and ERA...ranked second in the A's farm system in wins and was seventh in ERA...walked just 18 batters in 155.0 innings for an average of 1.05 per nine innings...struck out 117 for a strikeout to walk ratio of 6.5 to 1...finished the regular season with an 11-game winning streak...then made one postseason start for the River Cats on Sept. 3, a win in Game 1 of the PCL Semi-Finals at Edmonton (6.0 ip, 1 h, 1 bb, 4 so)...was named to the PCL squad for the Triple-A All-Star Game and was the starting pitcher (2.0 ip, 2 h, 2 r)...was a perfect 10-0 with a 3.20 ERA in 14 games, 13 starts at home...was named PCL Pitcher of the Week for the week of April 28 to May 4 after defeating Memphis May 2 (8.0 ip, 2 h, 3 so)...was on the disabled list from May 21 to 29 with a sprained left ankle...pitched for the USA Olympic Qualifying Team following the season and was 1-1 with a 3.21 ERA in four games, three starts, during an exhibition schedule in the Arizona Fall League...did not pitch during the Olympic Qualifying Tournament in Panama.

2002—Was limited to just 14 appearances in his first season in the A's organization as he spent three months on the Sacramento disabled list...was disabled from April 27 to June 30 and Aug. 5 to Sept. 9, both times with a strained lower back...was 2-4 with a 5.57 ERA in 14 games, 11 starts...opponents hit .283 but that jumped to .418 with runners in scoring position...was in the Texas Rangers camp during spring training but was optioned to Triple-A Oklahoma March 11...was dealt to the A's March 18 for Luis Vizcaino and opened the year at Triple-A Sacramento...made five starts in April before his first stint on the disabled list and was 0-2 with a 7.40 ERA...made one start following his return from the disabled list on June 29 in the second game of a doubleheader at Portland but was moved to the bullpen following that outing...made three relief appearances from July 2 to 11 and was moved back into the starting rotation on July 15...went 2-2 with a 5.72 ERA over his final five starts before finishing the season on the disabled list.

2001—Was 1-1 with an 8.71 ERA in two starts and 0-0 with a 20.77 ERA in three relief appearances in two stints with the Rangers...was selected from Tulsa on July 23 and made his Major League debut in a start July 25 (game 1) versus Baltimore...was a 6-5 winner (6.2 ip, 6 h, 4 r, 4 er, 1 bb, 5 so) but was optioned to Oklahoma between games of that doubleheader...was recalled Sept. 4 and had an 18.00 ERA in four games...tied a club record by hitting three batters Sept. 25 vs. Seattle...opponents hit .353, including .375 by left-handed batters and .321 by right-handers...combined to go 13-6 with a 2.47 ERA with 176 strikeouts in 25 starts for Trenton, Tulsa, and Oklahoma...held the opposition to a .218 batting average...began the season with Boston's Trenton club and was traded to the Texas organization June 12...went 4-0 with a 2.08 ERA in six starts at Tulsa...was sent to Oklahoma after his July 25 start in Texas...at the end of Rangers' season, he joined Peoria in the Arizona Fall League and was 1-0 with a 1.50 ERA and 23 strikeouts in six starts.

2000—Spent the entire season at Trenton, tying for third in the Eastern League in shutouts (2) and compiling the ninth lowest ERA (3.39)...had the league's fifth best ratios for fewest walks (2.13) and base runners (10.99) per nine innings...led the Thunder in starts (24), shutouts (2), innings (143.1), and strikeouts (126) and tied for first in wins (7)...was selected as Trenton's pitcher of the year.

1999—Combined to go 11-7 with a 3.35 ERA in 26 games with Augusta and Sarasota...was the Red Sox Minor League Pitcher of the Month in April, going 2-0 with a 0.35 ERA in four starts at Augusta...earned South Atlantic League pitcher of the week honors, April 12-18...had allowed just one run in 41 innings in his six starts at Augusta when he was promoted to Sarasota May 10.

1998—Topped Michigan in starts (26)...worked the first six innings of a 3-0 shutout on Aug. 29 vs. West Michigan...pitched for Delmarva in the Maryland Fall League (3-1, 2.05 ERA in six games) and also went to the Florida Instructional League.

1997—Went a combined 3-4 with a 3.15 ERA in 14 games, 12 starts with the Gulf Coast Red Sox and Michigan...fanned 78 in 68.2 innings...led the Gulf Coast squad in starts (8) and was second in strikeouts (59) before an August promotion to Michigan.

Justin Duchscherer, continued

1996—Made his pro debut with the Gulf Coast Red Sox and was 0-2 with a save and a 3.13 ERA in 13 games, eight starts...went to Instructional League that fall.

PERSONAL/MISCELLANEOUS

Justin Craig Duchscherer...name is pronounced DUKE-sheer...graduated from Coronado High School in Lubbock, Texas in 1996 where he played baseball, basketball, and tennis...also played Little League, Pony League, and Colt League baseball...was originally signed by Boston scout Luke Wrenn...his uncle, Baxter McAlister, played minor league baseball in the Houston Astros organization...hosted the “Battle of the Bay” Video game challenge during Spring Training in 2006 and 2007 which raised funds for The National Multiple Sclerosis Society Arizona Chapter...his first child, Evan Jacob, was born the day he made his A’s debut, Sept. 9, 2003.

LIFETIME PITCHING RECORD

Year	Club	W	L	ERA	G	GS	CG	SHO	SV	IP	H	R	ER	HR	HB	BB	IBB	SO	WP	BK
1996	GCL Red Sox	0	2	3.13	13	8	0	0	1	54.2	52	26	19	0	3	14	0	45	4	6
1997	GCL Red Sox	2	3	1.81	10	8	0	0	0	44.2	34	18	9	0	3	17	0	59	5	4
	Michigan	1	1	5.63	4	4	0	0	0	24.0	26	17	15	1	3	10	0	19	0	0
1998	Michigan	7	12	4.79	30	26	0	0	0	142.2	166	87	76	9	13	47	3	106	7	1
1999	Augusta	4	0	0.22	6	6	0	0	0	41.0	21	1	1	0	0	8	0	39	1	0
	Sarasota	7	7	4.49	20	18	0	0	0	112.1	101	62	56	14	12	30	0	105	5	0
2000	Trenton	7	9	3.39	24	24	2	2	0	143.1	134	59	54	7	6	35	1	126	6	1
2001	Trenton	6	3	2.44	12	12	1	1	0	73.2	49	25	20	6	5	14	1	69	0	0
	Tulsa	4	0	2.08	6	6	1	0	0	43.1	39	14	10	3	2	10	0	55	0	0
	TEXAS	1	1	12.27	5	2	0	0	0	14.2	24	20	20	5	4	4	0	11	1	0
	Oklahoma	3	3	2.84	7	7	1	1	0	50.2	48	20	16	6	4	10	0	52	0	0
2002	Sacramento	2	4	5.57	14	11	0	0	0	63.0	73	45	39	7	2	17	0	52	1	0
2003	Sacramento	14	2	3.25	24	23	0	0	0	155.0	151	59	56	12	2	18	0	117	2	0
	OAKLAND	1	1	3.31	4	3	0	0	0	16.1	17	7	6	1	2	3	0	15	0	0
2004	OAKLAND	7	6	3.27	53	0	0	0	0	96.1	85	37	35	13	5	32	6	59	1	1
2005	OAKLAND	7	4	2.21	65	0	0	0	5	85.2	67	25	21	7	2	19	3	85	2	0
2006	OAKLAND	2	1	2.91	53	0	0	0	9	55.2	52	18	18	4	1	9	0	51	3	0
	Sacramento	0	0	0.00	2	1	0	0	0	2.0	2	0	0	0	0	0	0	1	0	0
2007	OAKLAND	3	3	4.96	17	0	0	0	0	16.1	18	9	9	3	0	8	3	13	0	0
	Stockton	0	0	0.00	1	1	0	0	0	1.0	0	0	0	0	0	0	0	1	0	0
2008	OAKLAND	10	8	2.54	22	22	1	1	0	141.2	107	45	40	11	8	34	2	95	1	0
	Sacramento	0	1	6.75	1	1	0	0	0	2.2	5	2	2	0	1	0	0	1	0	0
2009	Stockton	0	0	0.00	1	1	0	0	0	2.0	0	0	0	0	0	0	0	2	0	0
	Sacramento	0	0	0.00	1	1	0	0	0	4.0	2	0	0	0	0	1	0	3	0	0
	Arizona A's	0	0	0.00	1	1	0	0	0	5.0	4	0	0	0	0	0	0	3	0	0
ML Totals		31	24	3.14	219	27	1	1	14	426.2	370	161	149	44	22	109	14	329	8	1

CAREER TRANSACTIONS

1996 — Selected by the Boston Red Sox organization in the 8th round of the free agent draft, June 4. **2001** — Traded to the Texas Rangers organization for catcher Doug Mirabelli, June 12. **2002** — Traded to the Oakland Athletics for Luis Vizcaino, March 18. **2006** — On disabled list, May 7 to June 23; included rehabilitation assignment to Sacramento, June 19 to 23. **2007** — On disabled list, May 15 to end of season; included rehabilitation assignment to Stockton, May 28 to 29. **2008** — On disabled list, April 5 to 25; included rehabilitation assignment to Sacramento, April 21 to 23. On disabled list, August 19 to October 3. **2009** — On disabled list, March 27 to November 3; included rehabilitation assignments to Stockton, July 26 to August 8, Sacramento, August 9 to 12, and Arizona A’s, August 13 to 19.

DIVISION SERIES RECORD

Year	Club/Opp.	W	L	ERA	G	GS	CG	SHO	SV	IP	H	R	ER	HR	HB	BB	IBB	SO	WP	BK
2006	OAK vs. MIN	0	0	2.25	2	0	0	0	0	4.0	1	1	1	1	0	0	0	4	0	0

LEAGUE CHAMPIONSHIP SERIES RECORD

Year	Club/Opp.	W	L	ERA	G	GS	CG	SHO	SV	IP	H	R	ER	HR	HB	BB	IBB	SO	WP	BK
2006	OAK vs. DET																			

(Did not pitch)

ALL-STAR GAME RECORD

Year	Club/Site	W	L	ERA	G	GS	CG	SHO	SV	IP	H	R	ER	HR	HB	BB	IBB	SO	WP	BK
2005	A.L./Det.									(Did not pitch)										
2008	A.L./NYY	0	0	9.00	1	0	0	0	0	1.0	3	1	1	0	0	0	0	1	0	0

DUCHSCHERER'S CAREER HIGHS

Low Hit Complete Game: 2, July 8, 2008 vs. Seattle
Innings Pitched: 9.0, July 8, 2008 vs. Seattle. As reliever: 5.0 (three times), last: August 27, 2004 vs. Tampa Bay
Strikeouts: 8, August 13, 2008 vs. Tampa Bay. As reliever: 4 (four times), last time: October 2, 2005 at Seattle
Longest Winning Streak: 4 (three times), last: June 4 to 22, 2008
Longest Losing Streak: 3 (twice), last: July 20, 2008 to present
Longest Scoreless Streak: 18.0, July 3 to 13, 2008

MARK ELLIS

14



SECOND BASEMAN

Height/Weight: 5-11 / 193

Birthdate: June 6, 1977

Birthplace/Resides: Rapid City, South Dakota / Scottsdale, Arizona

Major League Service: 7 years, 136 days

Obtained: Acquired from Kansas City with Johnny Damon and cash as part of a three-team, seven-player deal, January 8, 2001. The A's traded Ben Grieve and cash to Tampa Bay and A.J. Hinch, Angel Berroa and cash to Kansas City. Tampa Bay traded Roberto Hernandez to Kansas City and Cory Lidle to Oakland.

Contract Status: Second year of a two-year contract through 2010 with a club option for 2011.

Bats/Throws: Right / Right

Opening Day Age: 32

CAREER HIGHLIGHTS

Completed his seventh season with the A's in 2009 and holds the Oakland record for games played (846) as a second baseman...is the Athletics franchise leader for home runs as a second baseman (78)...has led Major League second basemen in fielding twice in the last four years and has a .989 career fielding percentage, which is third best in ML history among second basemen with 750 or more games...has yet to win a Gold Glove...has 21 career triples, which is tied for ninth in Oakland history...hit the fifth walk-off grand slam in Oakland history June 8, 2008 against Los Angeles...set an Athletics franchise record for second basemen with a 102-game errorless streak from May 14 to Sept. 10, 2007...set what was then a Major League record for fielding percentage by a second baseman in 2006 with a mark of .997...hit a career high .316 in 2005 after missing the entire 2004 season with a torn labrum in his right shoulder...was named to the Topps Major League Rookie All-Star Team as the second baseman in 2002...was acquired by the A's from Kansas City prior to the 2001 season in the trade that also netted the A's Johnny Damon and Cory Lidle.

HIGHEST FIELDING PERCENTAGE BY A SECOND BASEMAN, MAJOR LEAGUE HISTORY (min. 750 games at 2B)

.99267	Placido Polanco, 1998-present
.98940	Ryne Sandberg, 1981-1997
.98938	Mark Ellis, 2002-present
.98904	Mark Loretta, 1995-present
.98901	Tom Herr, 1979-91

SOURCE: Stats, Inc

2009 HIGHLIGHTS

Batted .263 with 10 home runs and 61 RBI in 105 games in 2009...missed 55 games while on the disabled list from April 29 to June 27 with a strained left calf...the 105 games were his fewest since appearing in 98 games during his rookie season of 2002, but his 61 RBI were the second best total of his career...had career lows in runs (52), walks (23) and on-base percentage (.305) and did not have a triple for the first time in his career...his 21 career triples remain in a tie for ninth most in Oakland history...reached double figures in home runs for the fifth consecutive season and now has 80 career home runs, including an Athletics franchise-record 78 as a second baseman...appeared in 105 games at second base and made five errors for a .990 fielding percentage...fell three games short of qualifying for the league leaders in fielding but he had the fourth best fielding percentage among American League second basemen with 100 or more games...now has a .98938 career fielding percentage, which is third best in Major League history among second basemen with 750 or more games played...has played 846 games in his career at second base, which is an on-going Oakland record and fourth most in Athletics history...batted .337 with runners in scoring position, including .423 with RISP and two outs...the mark with RISP and

two outs was the best in the AL in 2009 and the best by an Oakland Athletic since 1974 (min. 50 PA)... had a .222 (73 for 329) career average with RISP and two outs entering the season...hit .331 with two outs and .229 with less than two outs...was batting .219 in 31 games before the All-Star Break and then hit .279 in 74 games after the break...now has a .249 (379 for 1523) batting average, 31 home runs and 155 RBI in 424 career games before the break and a .280 (462 for 1652) average, 49 home runs and 214 RBI in 446 games after the break...hit .219 over his first 43 games through July 27, .344 over a 42-game stretch from July 28 to Sept. 12 and .182 over his final 20 games...batted .314 with four of his 10 home runs in the ninth inning...hit .294 at night compared to .197 during the day...batted .336 with seven home runs in 30 games against AL Central teams and .233 with three home runs in 75 games against everyone else...hit .476 against Chicago and .412 against Kansas City...started games in every spot in the order except first and fourth but made 93 of his 101 starts in the bottom four spots in the order...had a .344 average in 26 games batting eighth.

OAKLAND: Made his fifth consecutive Opening Day start at second base April 6 at Los Angeles, his sixth in the last seven years...the six Opening Day starts tie Dick Green for the most by a second baseman in Oakland history...they are tied for fifth most by an A's second baseman...was batting .206 with no home runs and nine RBI in 18 games when he was placed on the 15-day disabled list April 29 with a strained left calf...was transferred to the 60-day DL May 20...it was his fourth career stint on the DL... began a rehab assignment with Single-A Stockton June 15 and went 0 for 4 with a walk in two games before he was transferred to Sacramento June 18...hit .182 (6 for 33) with a double and three RBI in eight games with the River Cats before being reinstated from the DL June 28...fashioned a 52-game errorless streak from April 18 to Aug. 17, which was the ninth longest errorless streak by a second baseman in Oakland history...it was his fourth errorless streak of 50 or more games in his career...had a season best 10-game hitting streak from July 26 to Aug. 5 (15 for 40, .375)...went 4 for 6 with a pair of doubles and four runs scored July 28 at Boston...the runs matched his career-high (June 17, 2008 at Arizona) and the hits matched his best at the time...it was his eighth career four-hit game but he went a perfect 5 for 5 with four RBI Aug. 10 at Baltimore...tied the Oakland record for hits in a game...at the time, it was the 27th five-hit game in Oakland history and the 19th time an Oakland player went 5 for 5...did not score a run, one of six times in Oakland history a player had five hits and no runs in a game...it was the first time in Oakland history an A's player had five hits in a game while playing the entire game at second base... Tony Phillips had a five-hit game when he hit for the cycle May 16, 1986 at Baltimore, but Phillips had four of those hits while playing second base and the final hit as a third baseman...was named American League Player of the Week for the first time in his career for the week ending Aug. 16 after batting .571 (12 for 21) with three doubles, a home run and 11 RBI in six games...hit his third career walk-off home run Aug. 16 against Chicago and all three have come with two outs...it was his fifth career game-ending hit, his second off Bobby Jenks (single, April 10, 2007)...batted .340 (34 for 100) with 22 RBI in 29 games in August...the RBI were his most ever in a month and they tied for seventh most in the AL...had a career best streak of 12 games and 53 plate appearances without a strikeout from Sept. 17 to Oct. 2... hit his 77th career home run as a second baseman Sept. 19, breaking Dick Green's A's franchise record for homers by a second baseman.

CAREER

2008—Led Major League second basemen in fielding for the second time in the last three years but batted a career low .233...established new career highs with 53 walks and 14 stolen bases...appeared in just 117 games...missed the final month of the season as he had surgery on his right shoulder Sept. 19...committed just four errors in 115 games at second base for a .993 fielding percentage...it was the third best percentage of his career and fourth best in Athletics history and it was the highest among ML second basemen, ahead of Boston's Dustin Pedroia (.992)...also led the majors in fielding in 2006, finished second in 2007 and was third in the American League in 2005, but has yet to win a Gold Glove...ranked second on the A's in stolen bases and sacrifice hits (5), tied for second in hit by pitches (5) and was third in home runs (12)...it was his fourth straight 10-homer season...his 14 stolen bases were the most by an A's second baseman since Lance Blankenship had 15 in 1992...batted .256 with 11 of his 12 home runs against right-handed pitching compared to .176 against left-handers...his mark against lefties was the lowest in the AL and second lowest in the majors (Schumaker, STL .168)...since 1974, the only Athletic with a lower mark against lefties is Scott Brosius, who hit .160 in 1997...hit .282 on the road compared to .189 at home...had the lowest home batting in the majors and it was second lowest in Oakland history to Mark McGwire, who hit .185 in 1991... it was the lowest home average by an AL batter since 1991 when Kevin Maas hit .178 for the Yankees... started games at every spot in the order except fourth and ninth...made a team leading 38 starts in the leadoff spot where he batted .224 with 26 walks for a .349 on-base percentage...homered in the first inning of the

MOST HOME RUNS, ATHLETICS SECOND BASEMEN

CAREER

78	Mark Ellis
76	Dick Green
39	Max Bishop
37	Jimmy Dykes
29	Tony Phillips

SEASON

19	Mark Ellis, 2007
16	Davey Lopes, 1983
16	Jimmy Dykes, 1921
15	Dick Green, 1965
14	Scott Spiezo, 1997
14	Hector Lopez, 1958

opener March 25 against Boston in Tokyo for the first Opening Day home run of his career...then went 0 for his next 18, the longest hitless streak of his career...had four hits April 9 at Toronto and also had the first two-steal game of his career...finished April with a .261 batting average but then hit .213 in May...hit his first career “walk-off” home run in the 10th inning May 7 against Baltimore...was batting .242 with three home runs and 13 RBI in 39 games when he strained his left hamstring May 11 at Texas...did not go on the DL and missed nine games before returning May 23...did not commit an error in his first 58 games following the injury (through Aug. 2), equaling the second longest errorless streak of his career...hit .200 with two home runs and five RBI over his first 14 games following the injury...then hit a walk-off grand slam June 8 against Los Angeles, the fifth in Oakland history...it was his third career grand slam and his second walk-off home run...it was his fourth career walk-off hit...six of his 12 home runs came in the eighth inning or later and five gave the A’s the lead...that game started a season best eight-game hitting streak where he batted .457 with three home runs and 10 RBI...capped the streak with his second career two-homer game June 17 at Arizona, going 3 for 4 with four RBI, a double and a career high four runs scored...that lifted his season totals to .265 with eight home runs and 28 RBI in 61 games...would go on to bat .196 with four home runs and 13 RBI over his final 56 games...was ejected from a game for the first time in his career June 22 against Florida after striking out in the seventh inning...hit .170 in July, his lowest batting average ever in a month...his previous low was .186 in July, 2006...broke Dick Green’s Oakland record of 721 games played as a second baseman Aug. 1 at Boston...led off the game with a home run Aug. 18 at Minnesota, the third leadoff home run of his career...left the game Aug. 22 at Seattle with his shoulder injury and would not start another game in 2008...pinch ran Aug. 27 at Los Angeles and struck out as a pinch hitter Aug. 30 against Minnesota...had surgery Sept. 19 but was not placed on the disabled list until he was added to the 60-day DL Sept. 21 to clear a spot for Donnie Murphy on the 40-man roster following an injury to Jack Hannahan...agreed to terms on a two-year contract through 2010 with a club option for 2011 Oct. 10.

2007— Had one of the best seasons by a second baseman in Oakland history as he batted .276 with 19 home runs and 76 RBI in 150 games...set an Athletics’ franchise record for home runs by a second baseman, topping the previous mark of 16 held by Jimmy Dykes (1921) and Davey Lopes (1983)...set an Oakland record for RBI by a second baseman...tied for second among American League second baseman in home runs and was third in RBI...ranked second among AL second baseman with a .994 fielding percentage, 302 putouts and 499 assists, was third with 806 total chances and finished fifth with 104 double plays...set Oakland records for assists and double plays by a second baseman...the assists were second most in Athletics history to Jimmy Dykes’ 522 with Philadelphia in 1921 and the double plays were the most since Jerry Lumpe had 105 with Kansas City in 1961...his fielding percentage was third best in A’s history...committed just five errors in 150 games at second base and set an Athletics franchise record for second basemen with a 102-game errorless streak from May 14 to Sept. 10...had 540 consecutive errorless chances during the streak...had career highs in at bats (583), runs (84), hits (161), doubles (33), home runs (19), RBI (76), hit by pitches (10) and total bases (257) and matched his high in strikeouts (94)...led the A’s in at bats and total bases and tied for the team lead in games (150), runs and hit by pitches...batted .313 with 11 of his 19 home runs against left-handed pitching...tied for second in the AL in home runs against left-handers...hit .237 with runners in scoring position but was 7 for 22 (.318) with a grand slam and 21 RBI with the bases loaded...appeared exclusively at second base where he played in 150 games...started games at every spot in the order except the three spot...made his fourth Opening Day start at second base April 2 at Seattle...tied his career high with five RBI April 4 in Seattle...had the game-ending RBI single in the bottom of the ninth April 10 against Chicago, his second career “walk-off” hit...singled in the third inning May 4 at Tampa Bay for his 500th career hit...committed two errors on one play in the third inning May 13 against Cleveland...it was his third career two-error game, his first since May 18, 2003 at Cleveland...began his 102-game errorless streak the next day...hit his second career grand slam May 18 against San Francisco and matched his career high with five RBI...the home run was the 40th of his career as a second baseman, which broke Dick Green’s Oakland record for home runs by a second baseman...became a father for the first time June 1 when his wife, Sarah, gave birth to a boy (Briggs William) and then hit .330 with five home runs, 18 RBI and 12 multiple hit games over his next 28 games from June 2 to July 2...hit for the 17th cycle in Athletics history June 4 against Boston...it was the sixth in Oakland history and the second in Coliseum history...

had his first career two homer game July 23 at Los Angeles...had a career high 11-game hitting streak from Aug. 16 to 26 (13 for 44, .295)...had 10 hits over a three-game span from Sept. 9 to 11 to tie an Oakland record...made his first career start batting fourth Sept. 16 against Texas and was 2 for 5 with a home run and three RBI...batted .351 with 20 RBI in 24 games in September.

2006—Set what was then a Major League record for fielding percentage by a second baseman with a mark of .997...committed just two errors in 123 games and 632 total chances...batted .249 with 11 home runs and 52 RBI in 124 games...had career highs in sacrifice flies (7) and grounded into double plays (13)...led the A's in sacrifice flies and tied for the team lead in sacrifice hits (4)...batted .278 against left-handed pitchers and .242 against right-handers...hit .207 with runners in scoring position, which ranked fourth lowest in the American League...was batting .219 with three home runs and 13 RBI in 53 games at the All-Star Break...then hit .273 with eight home runs and 39 RBI in 71 games after the break...hit eight of his 11 home runs from the nine spot and he tied for second in the AL in home runs from the nine spot in the order (Inge, DET 14)...six of his 11 home runs came with runners on base (five two-run, one three-run) and six either tied the game or put the A's ahead...the A's were 9-2 in games in which he homered...appeared in 123 games at second base where he made a team leading 121 starts...committed his first error of the season May 18 against Seattle, snapping a 41-game errorless streak dating back to his last error Sept. 23, 2005 at Texas...did not make his second error until Aug. 26 at Texas for a 58-game errorless streak...finished the season with a 31-game errorless streak...was batting .189 entering play May 7 before going 4 for 4 that day against Tampa Bay...followed that with singles in his first three at bats in the next game May 9 at Toronto, giving him seven consecutive hits...had a 10-game hitting streak from May 4 to 16 and hit .450 during the streak...then went 4 for 40 (.100) over his next 11 games before breaking his right thumb May 30 against Kansas City...was placed on the 15-day disabled list June 1, retroactive to May 31, and went 2 for 12 (.167) in a four-game rehab assignment with Triple-A Sacramento from June 26 to 29 before he was reinstated from the DL June 30...had a career high tying five RBI July 14 at Boston...hit his 33rd career home run July 18 at Baltimore, breaking Dave Collins' record for most home runs by a player born in South Dakota...hit .308 with six home runs and 26 RBI over his final 49 games...made his third career appearance at first base Aug. 9 against Texas...batted .284 with five home runs and 16 RBI in 27 games in August...started the first two games of the ALDS against Minnesota and was 2 for 7 (.286) before breaking his right index finger in his ninth inning at bat in Game 2 against Joe Nathan at Minnesota...missed the remainder of the postseason.

2005—Was one of the top comeback stories in baseball as he hit a career high .316 after missing the entire 2004 season with a torn labrum in his right shoulder...did not qualify for the league leaders but, based on a minimum of 400 plate appearances, his batting average ranked fifth in the American League and eighth in Oakland history...led the A's in batting, slugging (.477), on-base percentage (.384) and triples (5) and tied for the team lead in sacrifice hits (4)...in addition to posting career highs in batting, slugging and on-base percentage, he matched his bests in triples...appeared in just 122 games as he shared second base duties with Marco Scutaro and Keith Ginter the first half of the season...started just 47 of the A's first 92 games at second base and 62 of the final 70...earned his playing time later in the season as he hit .344 with 38 RBI and 57 runs scored in 66 games after the All-Star break...ranked third in the AL in batting after the All-Star Break and had the fifth best post-break batting average in Oakland history...hit 12 of his 13 home runs after the break...hit .316 as a second baseman which was the second best batting average among Major League second basemen...ranked third among AL second basemen with a .989 fielding percentage...also appeared in seven games (five starts) at shortstop and made his professional debut at first base (two games)...had never hit higher than .300 in one month before hitting .304 in June...followed that up by hitting .323 in July, .310 in August and .368 in September...the A's were 11-2 in games in which he homered...hit .313 with runners in scoring position...batted .313 against left-handed pitching and .317 against right-handers...hit .352 during day games and .357 in nine interleague games...made his professional debut at first base May 14 against New York...went 3 for 6 with two doubles and four RBI Aug. 6 at Kansas City to boost his average to .300...average never dropped under .300 the rest of the way...had four three-hit games over a five-game span from Aug. 6 to 11...homered in consecutive games Aug. 24 and 25 at Detroit and three straight games from Aug. 27-29 at Baltimore, giving him five home runs and nine RBI over a six-game span...the home run on the 24th led off the game, his second career lead-off home run...had his second career four-hit game Sept. 9 at Texas...that was part of a 13-game stretch from Sept. 6 to 20 where he batted .482 with 10 multiple hit games, including five games of three or more hits...ended up batting .368 with 23 runs in 27 games in September...had the best on-base percentage in the AL in September (.446).

2004—Dislocated his right shoulder during spring training and a subsequent MRI revealed a torn labrum in his right shoulder...missed the entire season...the injury occurred March 25 in Phoenix against the Chicago Cubs when he and Bobby Crosby dived for a hit up the middle by Sammy Sosa and collided... was placed on the 15-day disabled list retroactive to March 26 and was transferred to the 60-day disabled list Sept. 3.

2003—Spent the entire season with the A's and batted .248 with nine home runs and 52 RBI in 154 games...led the A's in sacrifice hits (9)...tied for seventh in the American League in sacrifice hits and was eighth in pitches per plate appearance (4.07)...appeared in 153 games at second base which was third most in Oakland history...led Major League second basemen in total chances (793) and putouts (324)...committed 14 errors which was fourth among AL second basemen and he had the fifth best fielding percentage (.982)...seven of his home runs were solo shots, four either tied the game or put the A's ahead, and the final seven all came in Oakland...batted .217 against left handed pitching which ranked ninth lowest in the AL...hit his first career grand slam Sept. 21 against Seattle (Sasaki)...made a team leading 64 starts batting leadoff and hit .264 with a .324 on-base percentage...set an Oakland record for doubles in April with 11...hit his first career leadoff home run April 25 against Cleveland...had a 10-game hitting streak from July 24 to Aug. 2 (11 for 41, .268)...had a career high five RBI Sept. 21 against Seattle...had a 51-game, 172-at bat homerless streak from June 17 through Aug. 15...started all five games at second base against Boston in the ALDS and was 2 for 17 (.118).

2002—Had two stints with the A's and took over as Oakland's starting second baseman during his second stint...started a team leading 83 games at second base, made seven starts and third base and one start at shortstop...batted .272 in 98 games and added 44 walks for a .359 on-base percentage...was named to the Topps Major League Rookie All-Star team as the second baseman...ranked second among American League rookies in runs scored (58) and fourth in batting, on-base percentage and walks...tied for the A's team lead in triples (4) and led the club with eight sacrifice hits...tied for sixth among all AL players in sacrifice hits...his batting average improved to .324 with runners in scoring position...batted leadoff a team leading 54 times...hit six home runs, all of which came in Oakland...began the season at Triple-A Sacramento but was called up by Oakland April 7 when Randy Velarde went on the disabled list...made his Major League debut April 9 at Texas as a pinch runner but did not play again until April 18 against Anaheim when he made his first ML start and professional debut at third base...singled off Ramon Ortiz in the seventh inning for his first ML hit...was optioned back to Sacramento April 26 after going 1 for 4 in four games with the A's...had a .298 batting average in 21 games with Sacramento when the A's called again June 6...spent the remainder of the season with Oakland...started 83 of the A's final 102 games at second...had back-to-back three hit games June 11 and 12 against Milwaukee, the first multiple hit games of his career...hit his first ML home run June 28 against San Francisco off Jay Witasick, a solo shot in the sixth inning...had an Oakland record tying two triples Aug. 3 against Detroit...started all five games of the Division Series against Minnesota at second base and batted .368 with a home run and four RBI...had three hits in Game 2 and the homer was a three-run shot in the bottom of the ninth inning of the A's 5-4 loss in Game 5.

2001—Was acquired by the A's organization prior to the season as part of the Johnny Damon trade and spent the entire season at Triple-A Sacramento...led the River Cats in doubles (38)...his .273 batting average broke down to .269 against left-handers and .274 against right-handers...average improved to .305 with runners in scoring position and two outs...appeared in 131 of Sacramento's 144 games at shortstop...committed 19 errors after making 31 in 2000...batted .317 in June and .311 in July...hit .158 in five playoff games for Sacramento...played for Phoenix in the Arizona Fall League and hit .308 in 30 games...added 21 walks for a .421 on-base percentage and also stole nine bases.

2000—Spent most of the season at Single-A Wilmington but was moved up to Double-A Wichita Aug. 28...batted a combined .302 with 66 RBI and 83 walks in 139 games...added 28 doubles which led the

BIG FIRST INNINGS IN OAKLAND HISTORY

Runs	Opponent	Date	Final Score	Runs	Opponent	Date	Final Score
13	vs. California	July 5, 1996	W, 16-8	7	vs. Kansas City	July 25, 1976	W, 9-2
9	vs. Texas	Sept. 30, 2000	W, 23-2	7	vs. Detroit	June 2, 1986	W, 7-1
9	vs. Baltimore	Sept. 3, 2006	W, 10-1	7	at Chicago	June 16, 1990	W, 12-3
8	vs. Minnesota	Aug. 4, 1980	W, 11-2	7	vs. Detroit	June 26, 1994	W, 10-5
8	at Toronto	Aug. 14, 1999	W, 13-5	7	at Anaheim	July 2, 2000	W, 10-3
7	vs. New York	July 24, 1970	W, 11-0				

Mark Ellis, continued

Royals farm system...was named to the Carolina League Post-Season All-Star team after leading the league in hits (146) and on-base percentage (.404) and ranking second in batting (.302)...topped all league shortstops in double plays (78) but also led the league in errors (31)...appeared in 132 games at Wilmington and led the Blue Rocks in runs (83), hits, doubles (27), walks (78) and stolen bases (25)... had a 5 for 5 performance May 9 at Fresno...finished the year at Wichita where he hit .318 in seven games.

1999—Was named to the Northwest League All-Star team and the Topps Class-A Short Season/Rookie League All-Star team as a shortstop in his first professional season...tied for the league lead in runs scored (67) and led NL shortstops in fielding percentage (.958)...ranked seventh in batting (.327)...led the NL Champion Spokane team in runs, hits (92), walks (47) and stolen bases (21)...had a 13-game hitting streak from June 24 to July 6 (22 for 44, .500).

PERSONAL/MISCELLANEOUS

Mark William Ellis...graduated from Stevens HS (SD) in 1995...attended the University of Florida... played third base as a freshman and sophomore, hitting .351 in 1996 and .326 with 11 HR and 45 RBI in 1997...moved to shortstop as a junior and hit .338 with 14 HR and 51 RBI in 1998 and then hit .344 with 10 HR, 42 RBI and 20 stolen bases as a senior...originally signed by Kansas City scout Cliff Pastornicky...was the recipient of the 2007 Dave Stewart Community Service Award which is given annually to an A's player for outstanding work in the community...organized the Putouts For Diabetes Program in 2006, in which he and Bobby Crosby donated money to the American Diabetes Association for every putout they record during the season...wife's name is Sarah...the couple has two children, Briggs and Adelaide.

LIFETIME PLAYING RECORD

Year	Club	AVG.	G	AB	R	H	2B	3B	HR	RBI	SH	SF	HP	BB	SO	SB	CS	SLG	OBP	E	
1999	Spokane	.327	71	281	67	92	14	0	7	47	5	4	3	47	40	21	7	.452	.424	16	
2000	Wilmington	.302	132	484	83	146	27	4	6	62	4	3	7	78	72	25	7	.411	.404	31	
	Wichita	.318	7	22	4	7	1	0	0	4	0	0	0	5	5	1	0	.364	.444	0	
2001	Sacramento	.273	132	472	71	129	38	0	10	53	5	5	5	54	78	21	7	.417	.351	19	
2002	Sacramento	.298	21	84	14	25	10	1	0	5	0	0	4	6	13	4	0	.440	.372	3	
	OAKLAND	.272	98	345	58	94	16	4	6	35	8	3	4	44	54	4	2	.394	.359	11	
2003	OAKLAND	.248	154	553	78	137	31	5	9	52	9	5	7	48	94	6	2	.371	.313	14	
2004	OAKLAND	(Injured — Did not play)																			
2005	OAKLAND	.316	122	434	76	137	21	5	13	52	4	0	4	44	51	1	3	.477	.384	6	
2006	OAKLAND	.249	124	441	64	110	25	1	11	52	4	7	8	40	76	4	0	.385	.319	2	
	Sacramento	.167	4	12	1	2	0	0	0	2	0	0	0	4	2	0	0	.167	.375	0	
2007	OAKLAND	.276	150	583	84	161	33	3	19	76	2	3	10	44	94	9	4	.441	.336	5	
2008	OAKLAND	.233	117	442	55	103	20	3	12	41	5	2	5	53	65	14	2	.373	.321	4	
2009	OAKLAND	.263	105	377	52	99	23	0	10	61	3	5	2	23	54	10	3	.403	.305	5	
	Stockton	.000	2	4	0	0	0	0	0	0	0	0	0	1	1	0	0	.000	.200	0	
	Sacramento	.182	8	33	2	6	1	0	0	3	0	0	0	0	2	0	0	.212	.182	0	
ML Totals		.265	870	3175	467	841	169	21	80	369	35	25	40	296	488	48	16	.407	.333	47	

CAREER TRANSACTIONS

1999 — Selected by the Kansas City Royals organization in the 9th round of the free agent draft, June 2. **2001** — Traded to Oakland with Johnny Damon and cash as part of a three-team seven-player deal in which the A's traded Ben Grieve and cash to Tampa Bay and A.J. Hinch, Angel Berroa and cash to Kansas City; Tampa Bay traded Roberto Hernandez to Kansas City and Cory Lidle to Oakland, January 8. **2004** — On disabled list, March 26 to October 20. **2006** — On disabled list, May 31 to June 30; included rehabilitation assignment to Sacramento, June 26 to 30. **2008** — On disabled list, September 21 to November 14. **2009** — On disabled list, April 29 to June 27; included rehabilitation assignment to Stockton, June 15 to 17, and Sacramento, June 18 to 27.

DIVISION SERIES RECORD

Year	Club/Opp.	AVG.	G	AB	R	H	2B	3B	HR	RBI	SH	SF	HP	BB	SO	SB	CS	SLG	OBP	E
2002	OAK vs. MIN	.368	5	19	1	7	2	0	1	4	0	0	0	1	2	0	0	.632	.400	1
2003	OAK vs. BOS	.118	5	17	2	2	0	0	0	0	0	0	1	4	7	0	0	.118	.318	1
2006	OAK vs. MIN	.286	2	7	0	2	0	0	0	0	0	0	0	0	2	0	0	.286	.286	0
Totals		.256	12	43	3	11	2	0	1	4	0	0	1	5	11	0	0	.372	.347	2

Hits: 5, August 10, 2009 at Baltimore; 4 (eight times), last: July 28, 2009 at Boston
Home Runs: 2 (twice), June 17, 2008 at Arizona; July 23, 2007 at Los Angeles (AL)
Runs Batted In: 5 (four times), May 18, 2007 vs. San Francisco; April 4, 2007 at Seattle; July 14, 2006 at Boston; September 21, 2003 vs. Seattle
Stolen Bases: 2, April 9, 2008 at Toronto
Hitting Streak: 11, August 16 to 26, 2007
Hitless Streak (At Bats): 18, March 25 to April 5, 2008
Grand Slams: 3, June 8, 2008 vs. Los Angeles (AL) (Bootcheck); May 18, 2007 vs. San Francisco (Kline); September 21, 2003 vs. Seattle (Sasaki).
Pinch-Hit Home Runs: None.
Inside-The-Park Home Runs: None.
Game Ending Home Runs: 3, August 16, 2009 vs. Chicago (AL) (Bobby Jenks); June 8, 2008 vs. Los Angeles (AL) (Bootcheck); May 7, 2008 vs. Baltimore (Cormier).
Lead Off Home Runs: 3, August 18, 2008 at Minnesota (Blackburn); August 24, 2005 at Detroit (Bonderman); April 25, 2003 vs. Cleveland (Davis).

PEDRO FIGUEROA

65



LEFT-HANDED PITCHER

Height/Weight: 6-1 / 205

Bats/Throws: Left / Left

Birthdate: November 23, 1985

Opening Day Age: 24

Birthplace/Resides: Santo Domingo, Dominican Republic / Santo Domingo, Dominican Republic

Major League Service: None

Obtained: Signed as a non-drafted free agent, November 20, 2003

Contract Status: First year of a one-year contract through 2010.

CAREER HIGHLIGHTS

The Dominican Republic native signed with the A's three days before his 18th birthday and has a 24-21 record and a 3.72 ERA in 101 games, 63 starts, in six professional seasons...has 350 strikeouts and 164 walks in 399.0 innings...has yielded just 22 home runs, or one per 18.1 innings...pitched for short-season teams his first five seasons before combining for a 13-6 record and a 3.38 ERA in 27 starts with Single-A Stockton and Kane County last year to earn A's Organizational Pitcher of the Year honors...tied for the Northwest League lead in strikeouts (77) at Vancouver in 2008.

2009 HIGHLIGHTS

Was named the A's Organizational Pitcher of the Year after combining for a 13-6 record and a 3.38 ERA in 27 starts with both of the A's Single-A affiliates...began the season at Kane County of the Midwest League and went 10-2 with a 3.23 ERA in 16 starts before he was promoted to Stockton of the California League July 10...posted a 3-4 record and a 3.56 ERA in 11 starts with the Ports...tied for seventh among all Single-A pitchers in wins and walks (66)...ranked second in the A's organization in wins, third in strikeouts (145), tied for third in innings pitched (152.0) and fourth in ERA...allowed a .260 opponents batting average, including .256 (109 for 425) against right-handed hitters and .271 (42 for 155) against left-handers...opponents hit .220 with runners in scoring position...yielded nine home runs in 152.0 innings (0.53 per nine innings) and eight of those were solo shots...combined for a 7-2 record and a 1.99 ERA (15 er in 68.0 ip) in 11 starts in his home ballparks and was 6-4 with a 4.50 ERA (42 er in 84.0 ip) in 16 starts on the road...was rated as the seventh best prospect in the California League and the A's fifth best prospect by *Baseball America* following the season...his teams were 18-9 (.667) in his starting assignments...tossed six or more innings in 16 of his 27 starts, allowed two runs or fewer 18 times and walked two batters 17 times.

KANE COUNTY: Led Kane County in wins despite his promotion to Stockton with eight weeks remaining...was 4-1 with a 2.15 ERA in five starts at home and 4-0 with a 2.13 ERA in four starts during the day...the Cougars were 13-3 in his starting assignments...tossed 7.0 shutout innings and struck out a season high nine without walking a batter April 24 at Burlington...the win improved his season record to 2-0 with a 2.40 ERA over his first three starts...then went 2-2 with a 5.50 ERA over his next seven starts from April 29 to June 2...finished the Kane County portion of his campaign by winning each of his final six starts...had a 1.46 ERA and .232 opponents batting average over that stretch...started the streak with

Pedro Figueroa, continued

7.0 scoreless innings June 7 against Peoria and tossed 6.0 scoreless innings while matching his season high with nine strikeouts June 25 at Quad Cities...allowed just one hit and one walk in the latter start.

STOCKTON: Extended his minor league winning streak to seven games by tossing 7.0 shutout innings in his Stockton debut July 11 against Bakersfield (2 h, 2 bb, 7 so)...went 7-0 with a 1.23 ERA during the winning streak, which ran from June 7 to July 11...the streak came to an end in his second start with the Ports when he allowed a season high 10 runs on a season high 12 hits in 3.2 innings at Lake Elsinore July 17...that began a four-start stretch where he went 0-4 with an 8.14 ERA...snapped the losing streak by combining on a five-hit shutout against Lake Elsinore Aug. 6 (5 h, 1 bb, 8 so)...that start earned him California League Pitcher of the Week honors for the week of Aug. 3-10...allowed one run or less in five consecutive starts from Aug. 6 to 28 (0.57 ERA), including no runs three times...however, had just one decision, the win against Lake Elsinore...tossed a season high 7.1 innings Aug. 18 against Modesto...walked a season high seven but did not allow a run in 6.0 innings at Rancho Cucamonga Aug. 28...matched his season high with nine strikeouts in his final start, Sept. 3 against Bakersfield.

CAREER

2008—Returned to Vancouver for the second consecutive season and was 2-5 with a 3.93 ERA in 15 games, all starts...it was the first time in his career he was used exclusively as a starting pitcher...tied teammate Ronny Morla for the Northwest League lead with 77 strikeouts and his 10.09 strikeouts per nine innings were the best in the NL and ninth best in all short-season leagues...also tied for the NL lead in balks (4) and had the third lowest opponents batting average among starters (.238)...tied for the Canadians team lead in strikeouts and ranked second in starts and innings pitched (68.2)...allowed just three home runs in 68.2 innings...his opponents batting average included a .236 mark against left-handed hitters and .239 against right-handers...was 2-1 with a 2.53 ERA in seven starts at home and 0-4 with a 5.15 ERA and all three of his home runs in eight starts on the road...went 0-4 with a 4.57 ERA over his first 11 starts before posting his first win Aug. 15 against Boise when he allowed a run on five hits in 6.0 innings...allowed one run or less in three of his final four starts and was named Northwest League Pitcher of the Week for the week of Aug. 25-Sept. 1 after going 1-0 with a 0.00 ERA in two starts (13.0 ip, 7 h, 1 r, 1 bb, 19 so)...struck out a season high 10 and combined on a three-hit shutout in his final start Aug. 30 against Eugene but had a no decision in a game the Canadians won 1-0 in the bottom of the ninth...allowed just one of the hits in a season high 7.0 innings...pitched for Licey in the Dominican Winter League following the season and posted a 16.87 ERA in five relief appearances.

2007—Was 2-2 with a save and a 4.30 ERA in 17 games, seven starts, for Vancouver...yielded just two home runs in 44.0 innings...walked 31 and struck out 35...allowed a .252 opponents batting average, which broke down to .250 by left-handed hitters and .252 by right-handers...opponents hit .302 with the bases empty and .195 with runners on...posted a 1-1 record, a 4.56 ERA and .271 opponents batting average in his seven starts and was 1-1 with a 3.93 ERA and .224 opponents average in 10 relief appearances...was 2-1 with a 2.25 ERA in eight games and home and 0-1 with a 6.75 ERA and his only two home runs in nine games on the road...had a 2.38 ERA in seven outings during the day and a 6.33 ERA in 10 games at night...picked up the win in his first start when he combined on a seven-hit shutout June 22 against Tri-City (6.0 ip, 4 h, 4 bb, 1 so)...tossed 4.0 hitless innings for the save Aug. 5 against Yakima.

2006—Made one start for the A's affiliate in the Dominican Summer League, a win June 10 against the Phillies, before he was transferred to the Arizona Rookie League June 13...went 1-6 with a 6.07 ERA in 13 games, eight starts...combined for a 2-6 record and a 5.88 ERA...allowed a .311 opponents batting average, including .303 by right-handed hitters and .333 by left-handers...his average dropped to .290 with runners in scoring position...allowed 1 of 6 (16.7%) inherited runners to score in relief.

2005—Pitched for the A's Dominican Summer League team for the second consecutive season and went 3-0 with a save and a 2.27 ERA in 13 games, three starts...did not allow a home run in 35.2 innings and held opponents to a .215 batting average.

2004—Made his professional debut with the A's affiliate in the Dominican Summer League and was 2-2 with one save and a 2.90 ERA in 15 games, including two starts...struck out 40 and walked just 11 for a strikeout to walk ratio of 3.64 to 1...opponents hit .261.

PERSONAL/MISCELLANEOUS

Pedro Jose Figueroa (Vizcaino)...was originally signed by Juan Carlos De La Cruz.

LIFETIME PITCHING RECORD

Year	Club	W	L	ERA	G	GS	CG	SHO	SV	IP	H	R	ER	HR	HB	BB	IBB	SO	WP	BK
2004	DSL A's-2	2	2	2.90	15	2	0	0	1	49.2	52	21	16	3	3	11	0	40	7	2
2005	DSL A's-2	3	0	2.27	13	3	0	0	1	35.2	29	14	9	0	3	12	0	25	3	0
2006	DSL A's-1	1	0	4.50	1	1	0	0	0	6.0	5	3	3	1	1	1	0	1	0	0
	AZL A's	1	6	6.07	13	8	0	0	0	43.0	59	39	29	4	4	11	0	27	2	0
2007	Vancouver	2	2	4.30	17	7	0	0	1	44.0	41	26	21	2	4	31	1	35	4	2
2008	Vancouver	2	5	3.93	15	15	0	0	0	68.2	62	37	30	3	3	32	0	77	3	4
2009	Kane County	10	2	3.23	16	16	0	0	0	86.1	89	37	31	6	4	31	0	78	6	2
	Stockton	3	4	3.56	11	11	0	0	0	65.2	62	27	26	3	1	35	1	67	4	0

CAREER TRANSACTIONS

2003 — Signed by the Oakland Athletics organization as a non-drafted free agent, November 20.

JAKE FOX

50

INFIELDER

Height/Weight: 6-0 / 220

Bats/Throws: Right / Right

Birthdate: July 20, 1982

Opening Day Age: 27

Birthplace/Resides: Beech Grove, Indiana / Gilbert, Arizona

Major League Service: 145 days

Obtained: Acquired from the Chicago Cubs with Aaron Miles and cash considerations for Jeff Gray, Ronny Morla and Matt Spencer, December 3, 2009

Contract Status: First year of a one-year contract through 2010.



CAREER HIGHLIGHTS

Was acquired from the Chicago Cubs following the 2009 season...made his Major League debut with the Cubs in 2007, appearing in seven games, and also batted .259 with 11 home runs and 44 RBI in 82 games with Chicago last year...is a .252 career hitter with 11 home runs and 45 RBI in just 89 games...was originally drafted by the Cubs in the third round of the 2003 draft and has a .293 (691 for 2355) career average in the minors with 167 doubles, 10 triples, 122 home runs and 436 RBI in 640 games over seven professional seasons...converted from a catcher to an infielder/outfielder during the 2007 campaign...was named to the Southern League Postseason All-Star Team in 2008 as a designated hitter after leading the league with a .580 slugging percentage and ranking second with 25 home runs.

2009 HIGHLIGHTS

Saw big league action for the first time since 2007, posting a .259 batting average with 23 runs, 12 doubles, 11 homers and 44 RBI for Chicago... averaged one RBI per 4.91 at-bats...had two stints with the big league club from May 27-June 9, and June 16 through the end of the season ...batted .263 with 10 homers and 33 RBI against right-handed pitchers compared to a .250 average with one homer and 11 RBI off southpaws...was 4 for 8 (.500) with two doubles, a homer and 16 RBI with the bases loaded... appeared in 27 games (23 starts) at third base, seven games (five starts) at first base, three games (two starts) in right field, 23 games (15 starts) in left field, three games as designated hitter and three games as catcher...batted .208 (5 for 24) with three RBI as a pinch-hitter...hit .316 (12 for 38) with three homers and nine RBI in "close and late" situations...had a .486 (17 for 35) average with five homers and 18 RBI when putting the first pitch in play.

CHICAGO: Was recalled from Iowa, May 27 and later that day vs. Pittsburgh, had a pinch-double in the eighth inning to plate a run...at the time of his first promotion, he led all minor league players in the "Triple Crown" categories with a .423 batting average, 17 homers and 50 RBI in just 40 games with Iowa ... was riding a 17-game hitting streak...all told, batted .417 (5 for 12) with two doubles and two RBI in eight games for Chicago, May 27-June 9, before he was optioned back to Iowa...was recalled June 16...batted .309 (34 for 110) with seven doubles, eight homers, 27 RBI and a .946 OPS in 37 games from June 21-Aug. 11...had three hits, including a home run, in the Cubs' victory at the White Sox, June 26 - the previous day, he went 3-for-4 with a home run against the Tigers...in the last 40 years, only one

Jake Fox, continued

other Cubs rookie has produced three hits and homered in back-to-back games – Ryne Sandberg in 1982 (Elias Sports Bureau)...homered in three-straight starts, July 30-Aug. 2...hit his first career grand slam and drove in a career-high five runs, Aug. 29 vs. New York...belted a two-run, game-winning homer in the 11th inning Sept. 20 at St. Louis.

IOWA: In 45 games with Triple-A Iowa, owned a .409 batting average with 44 runs, 14 doubles, three triples, 17 homers and 53 RBI...led Iowa in homers despite his promotion to Chicago from June 16 through the end of the season...twice earned Pacific Coast League Player of the Week honors for the periods ending April 19 and May 17...played for Lacey in the Dominican Winter League following the season and hit .284 with a home run and 13 RBI in 20 games.

CAREER

2008—Set minor league career marks in games played (134), hits (145), doubles (39), home runs (31) and RBI (105) between Double-A Tennessee and Triple-A Iowa...combined to bat .287, including a .307 mark with the Smokies...was tops in the Southern League with a .580 slugging percentage, while his 25 round trippers ranked second...tied for fourth in the league with 55 extra-base hits and led the team with 76 runs scored...was second on the team with 29 doubles and 79 RBI...named Southern League Hitter of the Week, June 16-23...hit at a .550 (11 for 20) clip with a league-leading 13 RBI and a 1.200 slugging percentage in six games...batted .319 off right-handed pitchers...garnered a .326 average in 93 night games...connected for six home runs in eight games, July 20-28...named Southern League Player of the Month for August...batted .362 with five doubles, 10 homers, 26 runs scored, 25 RBI and a .695 slugging percentage in 28 contests...belted nine home runs in a 15-game stretch, Aug. 3-19, going 23 for 58 (.397) with 19 runs scored and 21 RBI...selected to the Southern League Postseason All-Star Team as a designated hitter...began the season with Triple-A Iowa, hitting .222 with 10 doubles, a triple, six homers and 26 RBI in 29 games.

2007—Made his major league debut with the Cubs, appearing in seven games during two stints from July 19-27 and Aug. 14-24...his debut was July 19 vs. San Francisco as a pinch-hitter...collected his first big league hit Aug. 15 vs. Cincinnati off Phil Dummatrait, a second-inning double...in 116 minor league games between Double-A Tennessee and Triple-A Iowa, he combined to bat .284 with 30 doubles, 24 homers and 79 RBI...named to the Southern League Midseason All-Star Team after hitting .284 with 18 home runs for Tennessee...awarded Southern League Player of the Week honors for the period of May 14-20, going 16 for 29 (.552) with three doubles, a triple, four home runs and five RBI...with Iowa, belted three home runs Aug. 11 at Oklahoma.

2006—Split the season between Single-A and Double-A affiliates, combining to hit .294 in 121 games...began the season at Single-A Daytona and batted .313 with 16 homers and 61 RBI before being promoted in June...finished the season with the West Tenn Diamond Jaxx and batted .269 in his first 55 games at the Double-A level...batted .250 in 17 games for the Mesa Solar Sox in the Arizona Fall League following the season...drove in six runs Nov. 7 against Grand Canyon...went 3 for 6 in the contest with a double.

2005—Saw action in 83 games for Single-A Daytona, hitting .281 with nine homers and 40 RBI...collected two or more hits in 22 of his games.

2004—Appeared in 97 games with Single-A Lansing, belting 14 home runs with 55 RBI...had a season-high seven RBI May 14 at Burlington, going 3 for 6 with a double and a pair of triples...had an 11-game hitting streak, May 20-June 4...drove in five runs Aug. 8 at Fort Wayne, going 3-for-5 with a double and a pair of homers...it was his first career multi-homer game.

2003—Batted .253 in 44 combined games for the Cubs affiliate in the Arizona Rookie League and Single-A Lansing during his first professional season.

PERSONAL/MISCELLANEOUS

Jacob Quirin Fox...graduated from Cathedral High School (IN) in 2000...attended the University of Michigan, earning first-team All-Big Ten conference honors...also was a *Baseball America* third team All-America selection...was originally signed by Cubs scout Stan Zielinski...in 2004, Jake and his wife Allison founded FEWSIC, "For Everyone Who Said I Couldn't"...the organization raises money

and awareness for the Juvenile Diabetes Research Foundation and educates coaches on working with diabetic athletes.

LIFETIME PLAYING RECORD

Year	Club	AVG.	G	AB	R	H	2B	3B	HR	RBI	SH	SF	HP	BB	SO	SB	CS	SLG	OBP	E
2003	AZL Cubs	.240	15	50	4	12	5	0	1	6	0	0	1	5	14	0	1	.400	.321	5
	Lansing	.260	29	100	13	26	8	0	5	12	0	1	3	8	19	0	0	.490	.330	3
2004	Lansing	.287	97	366	49	105	19	3	14	55	2	2	8	17	75	2	1	.470	.331	13
2005	Daytona	.281	83	270	37	76	20	0	9	40	1	4	8	26	48	5	2	.456	.357	5
2006	Daytona	.313	66	249	45	78	15	1	16	61	1	8	6	27	49	4	1	.574	.383	5
	West Tenn	.269	55	193	20	52	17	0	5	25	0	1	1	9	44	0	0	.435	.304	3
2007	Tennessee	.284	91	359	60	102	23	1	18	60	0	4	8	17	72	6	2	.504	.327	6
	CHICAGO (NL)	.143	7	14	3	2	2	0	0	1	0	0	0	1	2	0	0	.286	.200	0
	Iowa	.283	25	99	18	28	7	0	6	19	0	0	4	5	23	2	0	.535	.343	1
2008	Iowa	.222	29	117	17	26	10	1	6	26	0	0	1	2	31	3	0	.479	.242	3
	Tennessee	.307	105	388	76	119	29	1	25	79	0	8	17	46	73	4	2	.580	.397	5
2009	Iowa	.409	45	164	44	67	14	3	17	53	0	1	8	21	31	2	1	.841	.495	3
	CHICAGO (NL)	.259	82	216	23	56	12	0	11	44	0	6	5	14	47	0	0	.468	.311	7
ML Totals		.252	89	230	26	58	14	0	11	45	0	6	5	15	49	0	0	.457	.305	7

CAREER TRANSACTIONS

2003 — Selected by the Chicago Cubs organization in the 3rd round of the First-Year Player Draft. **2009** — Traded to the Oakland Athletics with infielder Aaron Miles and cash considerations for pitcher Jeff Gray, minor league pitcher Ronny Morla and minor league outfielder Matt Spencer, December 3.

FOX'S CAREER BESTS


Hits: 4, August 23, 2009 at Los Angeles (NL)
Home Runs: 1 (11 times), last: September 20, 2009 at St. Louis
Runs Batted In: 5, August 29, 2009 vs. New York (NL)
Stolen Bases: None
Hitting Streak: 5, June 21 to 26, 2009
Hitless Streak (At Bats): 18, September 26, 2009 to present
Grand Slams: 1, August 29, 2009 vs. New York (NL) (Parnell).
Pinch-Hit Home Runs: None.
Inside-The-Park Home Runs: None.
Game Ending Home Runs: None.
Lead Off Home Runs: None.

GIO GONZALEZ

47

LEFT-HANDED PITCHER

Height/Weight: 5-11 / 205 **Bats/Throws:** Right / Left
Birthdate: September 19, 1985 **Opening Day Age:** 24
Birthplace/Resides: Hialeah, Florida / Hialeah, Florida
Major League Service: 162 days
Obtained: Acquired from the Chicago White Sox with Fautino De Los Santos and Ryan Sweeney in exchange for Nick Swisher, January 3, 2008.
Contract Status: First year of a one-year contract through 2010.



CAREER HIGHLIGHTS

Made his Major League debut with Oakland in 2008 and has spent parts of each of the last two seasons with the A's, compiling a 7-11 record and a 6.24 ERA in 30 games, 24 starts...has 143 strikeouts in 132.2 innings, an average of 9.70 per nine innings...posted a 43-36 record and a 3.54 ERA (266 er in 676.1 ip) in 126 appearances, 123 starts, in six minor league seasons...struck out 776 in 676.1 innings (10.33 per nine innings) and held minor league opponents to a .221 (548 for 2482) batting average...ranked fifth among American League rookies with 109 strikeouts in 2009...was named to the Pacific Coast League Postseason All-Star Team in 2008...was a Southern League Postseason All-Star in 2007 after leading all of minor league baseball with 185 strikeouts...participated in the 2006 All-Star Futures Game at PNC Park in Pittsburgh...has been traded three times in his career...was originally drafted by the Chicago

White Sox as a compensation pick following the first round of the 2004 draft and was dealt to Philadelphia in the Jim Thome trade following the 2005 season... was reacquired by the White Sox following the 2006 season and was dealt to Oakland in the Nick Swisher trade in January, 2008.

2009 HIGHLIGHTS

Began the season at Triple-A Sacramento and had two one-game stints with Oakland before returning for a third time June 24... spent the remainder of the season in the starting rotation and was 6-7 with a 5.75 ERA in 20 games, 17 starts, overall... had 109 strikeouts, which ranked fifth among American League rookies and was the seventh-best total by a rookie in Oakland history... tossed just 98.2 innings for an average of 9.94 strikeouts per nine innings... based on a minimum of 90 innings pitched, that is the best ratio in Athletics history, topping the previous high of 9.77 by Wes Stock of the 1964 Kansas City A's... using the same minimum, he ranked third in the AL and fifth in the majors in 2009 in strikeouts per nine innings... however, he issued 56 walks for an average of 5.11 per nine innings, which led the AL and was second highest in the majors (Snell, PIT-SEA, 5.15)... now has 143 strikeouts and 81 walks in 132.2 career innings for an average of 9.70 strikeouts and 5.49 walks per nine innings... allowed a .288 batting average, including .271 (81 for 299) against right-handed hitters and .340 (32 for 94) against left-handers... yielded six home runs in 94 at-bats against lefties (1 per 15.7 at-bats) and eight in 299 at-bats against righties (1 per 37.4 at-bats)... had a .649 slugging percentage against lefties and .414 against righties... opponents hit .288 with the bases empty and .287 with runners on... allowed a .269 opponents batting average over his first 60 pitches in a game and .321 after that... his career numbers are .253 over his first 60 pitches and .322 after that... was 4-2 with a 4.69 ERA in 10 games on the road, compared to 2-5 with a 6.75 ERA in 10 starts at home... allowed 11 of his 14 home runs in Oakland... compiled a 7.27 ERA in both May and June and a 7.48 ERA in July, giving him an ERA over 7.00 in each of the first five months of his career... then went 2-3 with a 4.54 ERA in six starts in August and 2-1 with a 4.50 ERA in four starts in September... is now 4-5 with a 4.68 ERA (31 er in 59.2 ip) over the last 11 starts of his career after going 3-6 with a 7.52 ERA over his first 19 career appearances, including 13 starts... was 6-4 with a 3.84 ERA (33 er in 77.1 ip) in 14 starts on five days rest or less and 0-3 with a 16.97 ERA (22 er in 11.2 ip) in three starts on six or more days rest... the Florida native was 5-2 with a 2.84 ERA (13 er in 41.0 ip) in seven starts with a game time temperature of 72 and above and 1-5 with a 7.88 ERA (42 er in 48.0 ip) in his other 10 starts, including 0-2 with 12.42 ERA (23 er in 16.2 ip) in four starts with a temperature of 62 or less... had a 6.49 ERA and allowed 12 of his 14 home runs in the first through third innings... posted a 4.94 ERA from the fourth inning on... the A's were 9-8 (.529) in his starting assignments... tossed at least 6.0 innings in just seven of his 17 starts, allowed two runs or fewer six times and walked two or fewer seven times... as a reliever, he allowed all three of his inherited runners to score and first batters faced were 1 for 3 with two RBI.

OAKLAND: Was recalled from Sacramento for the first time May 2 and made his 2009 debut the next day at Seattle... entered the game in the 10th inning and tossed 5.0 innings and 108 pitches... the pitches were the most by a reliever since Esteban Loaiza on Sept. 26, 2004 for New York against Boston (109)... they are the most by an Oakland reliever since pitch count data first became available in 1988... was optioned to Sacramento the next day but returned May 18... pitched 3.2 innings of relief that day at Tampa Bay (91 pitches) and was optioned back to Sacramento again the next day... returned for good June 24 when he took Josh Outman's spot in the starting rotation... lost each of his first two starts and was 0-2 with a 7.27 ERA over his first four games overall... then spliced together a career best four-game winning streak from July 5 to Aug. 10... had a 4.72 ERA over that seven-game, six-start stretch, because he allowed a career-high 11 runs on a career-high tying 10 hits in 2.2 innings July 20 against Minnesota... however, ended up with a no decision as the A's overcame an Oakland record 10-run deficit to win 14-13... is the sixth pitcher in Oakland history to allow 11 or more runs in a game, the first to do it in less than 3.0 innings... according to the Elias Sports Bureau, he is just the second starting pitcher since 1900 to avoid a loss in a game in which he pitched fewer than three innings and gave up at least 11 runs... the other was the Rangers' Scott Feldman Aug. 12, 2008 at Boston (2.2 ip, 12 r)... went 0-1 with a 28.59 ERA in two starts against Minnesota and 6-6 with a 4.35 ERA in 18 games against everyone else... combined with Ziegler, Wuertz and Breslow on a five-hit shutout in the A's 6-0 win over Texas Aug. 4 in Oakland and then tossed 6.0 scoreless innings in his next start Aug. 10 at Kansas City... had his scoreless streak snapped at a career-high 14.2 innings Aug. 15 against Chicago... allowed six runs on six hits and a career-high six walks for the loss... that started a seven-game stretch where he went 1-4 with a 7.01 ERA... combined with Wuertz and Bailey on a five-hit shutout in the A's 3-0 win at Los Angeles Sept. 25 and then struck out a career-high 10 in his final start Oct. 2 against the Angels in Oakland.

SACRAMENTO: Went 4-1 with a 2.51 ERA in 12 games, all starts, with the River Cats...held the opposition to a .194 batting average, including .188 (28 for 149) against right-handed hitters and .209 (14 for 67) against left-handers...allowed all five of his home runs to righties...his opponents batting average dropped to .160 with runners in scoring position...struck out 71 in 61.0 innings, an average of 10.48 per nine innings...also issued 34 walks (5.02 per nine innings)...was 3-1 with a 1.54 ERA in seven starts at home and 1-0 with a 3.81 ERA in five starts on the road...the River Cats were 9-3 (.750) in his starting assignments...went 1-0 with a 2.12 ERA in four starts before the A's called for the first time May 2...made two more starts May 9 and 14, going 0-1 with a 9.82 ERA, before returning to Oakland May 18...then went 3-0 with a 1.23 ERA in six starts with the River Cats during his third stint...did not allow a run over his final three Triple-A starts for a 19.1-inning scoreless streak and allowed just one run over his final five starts and 30.1 innings (0.30 ERA)...ranked fourth in the Pacific Coast League in ERA at the time of his final promotion to Oakland June 24...had the PCL's lowest opponents batting average and ranked second in strikeouts.

CAREER

2008—Spent the first four months of the season at Triple-A Sacramento before making his Major League debut with the A's in August...was named the A's seventh best prospect by *Baseball America* following the season...was selected Aug. 6 and placed in the A's starting rotation where he went 1-4 with a 9.32 ERA and .265 opponents batting average in seven starts...was moved to the bullpen following his start Sept. 8 at Detroit and did not allow a run while holding the opposition to a .105 batting average in three relief appearances (6.0 ip)...was 1-4 with a 7.68 ERA in 10 games, seven starts, overall...the ERA was fourth highest in Oakland history among pitchers with 30 or more innings pitched and was the highest since Willie Adams had an 8.18 ERA in 1997...held the opposition to a .242 batting average but 19 of the 32 hits he allowed were for extra bases (eight doubles, two triples, nine home runs)...yielded a .538 slugging percentage...struck out 34 batters in 34.0 innings but also issued 25 walks...tossed 709 pitches and faced 163 batters, an average of 4.35 pitches per batter faced...his opponents batting average broke down to .194 against left-handed hitters and .260 against right-handers...allowed all nine of his home runs to righties and six of those came with runners on base...allowed a .194 opponents batting average the first time through the lineup and .292 after that...compiled a 10.50 ERA over the first four innings of a game and 0.90 ERA from the fifth inning on...opponents hit .200 with the bases empty and .308 with runners on base...tossed more than five innings in just one of his seven starts and allowed fewer than four runs once...took the loss in his debut, a 5-1 loss at Toronto Aug. 6 (6.0 ip, 4 h, 4 r, 4 er, 2 bb, 4 so)...then picked up his first Major League win in his second start Aug. 12, a 2-1 A's win over Tampa Bay (5.0 ip, 5 h, 1 r, 1 er, 4 bb, 5 so)...Blevins, Devine and Ziegler preserved the win, marking just the fourth time in ML history that a starting pitcher earned his first career win with help from at least three rookie relievers but no veterans...then went 0-3 with a 12.71 ERA over his next five starts...allowed nine runs in 1.2 innings in a 14-8 loss at Detroit Sept. 8 and was moved to the bullpen for the remainder of the season...tossed two perfect innings Sept. 12 against Texas, one perfect inning Sept. 23 at Texas and three scoreless innings Sept. 26 at Seattle...retired 17 of the 20 batters he faced in relief...went 8-7 with a 4.24 ERA in 23 games, 22 starts, with Sacramento...struck out 128 batters in 123.0 innings...ranked fourth in the Pacific Coast League in strikeouts and ninth in ERA...was named to the PCL Postseason All-Star Team...led the River Cats in strikeouts and walks (61) and tied for the team lead in games started...ranked fourth in the A's farm system in strikeouts and was 10th in ERA...allowed a .233 opponents batting average, which included a .198 mark against left-handed hitters and .246 against right-handers...allowed 10 of his 12 home runs against righties...was 5-3 with a 2.09 ERA and .160 opponents batting average in 10 games, nine starts, at home compared to 3-4 with a 6.32 ERA and .293 opponents batting average in 13 starts on the road...allowed just one home run in 60.1 innings at Sacramento's Raleys Field compared to 11 home runs in 62.2 innings on the road...the River Cats were 13-9 (.591) in his starting assignments...allowed two runs or fewer in 13 of his 22 starts...went 0-2 with a 4.85 ERA over his first eight starts...then picked up his first win May 18 against Salt Lake...his lone relief appearance came June 13 against Tacoma in relief of a rehabbing Santiago Casilla...had his first 10-strikeout game of the season June 18 against Fresno when he fanned 12 in 8.0 scoreless innings (1 h, 0 bb)...was named Pacific Coast League Pitcher of the Week for the week of June 16-23 after going 1-1 with a 5.07 ERA (10.2 ip, 8 h, 6 r, 6 er, 4 bb, 17 so)...was 3-6 with a 5.51 ERA over his first 16 games, 15 starts, through June 23...then went 5-1 with a 1.74 ERA over his final seven starts...began that stretch with a season best four-game winning streak from June 29 to July 14 (0.95 ERA)...tossed his first career complete game July 4 at Fresno, a one-hitter in the River Cats 5-1 win...walked two and struck out a season high 13.

2007—Was named to the Southern League Postseason All-Star Team after leading the league in strikeouts (185) and ranking fourth in ERA (3.18) while posting a 9-7 record in 27 games, all starts, at Double-

Gio Gonzalez, continued

A Birmingham...his strikeout total led all of minor league baseball and he had the eighth best strikeout per nine inning ratio among starters (11.10)...had the lowest opponents batting average (.216), fewest base runners per nine innings (10.50) and the highest ratio of strikeouts per nine innings (11.10) among starters in the SL...was named to *Baseball America's* and Topps Double-A All-Star teams and the SL midseason All-Star team...led Birmingham in strikeouts and tied for second in wins and games started (27)...his .216 opponents batting average included a .212 mark against right-handed hitters and .224 against left-handers...allowed a .218 average with runners in scoring position, including .174 with RISP and two outs...eight of the 10 home runs he yielded were solo shots...allowed two runs or fewer in 20 of his 27 starts and had five games of at least 10 strikeouts...tossed 5.0 scoreless and hitless innings in his first start of the season April 6 against Carolina and won each of his first three starts (1.17 ERA)...struck out 12 batters in 6.0 innings while allowing just two runs April 22 at Mississippi...fanned a season high 13 in a season high 7.0 innings in his next start April 27 against Huntsville, a 6-3 win...finished April with a 4-1 record and 1.91 ERA in five starts...went 5-6 with a 3.48 ERA over his final 22 starts...allowed a season high nine runs on a season high nine hits in 3.1 innings in his first start in May on the 4th against Tennessee...then went 0-1 despite a 2.08 ERA over his next eight starts through June 16...including May 24 at Carolina when he fanned 12 batters in 6.0 innings but allowed one unearned run in a 2-1, 11-inning loss...had a pair of 11-strikeout games July 26 at West Tenn and Aug. 7 at Mobile...had his second combined shutout Aug. 25 at Mississippi when he tossed a season high tying 7.0 innings but had a no decision in a 2-0, 10-inning win.

2006—Was 7-12 with a 4.66 ERA and 166 strikeouts in 27 starts with Double-A Reading...was named to the Eastern League midseason All-Star Team...his 166 strikeouts ranked second in the EL and tied for 12th among all minor-leaguers...also led the EL in walks (81) and tied for the lead in home runs (24)...allowed a .239 opponents batting average, including .236 against right-handers and .246 against left-handers...opponents hit .125 with runners in scoring position and two outs...participated in the All-Star Futures Game at PNC Park in Pittsburgh and tossed a scoreless third inning for the United States team (1.0 ip, 1 so)...was named Phillies Minor League Pitcher of the Week for April 6-16 after not allowing a run in his first two starts (12.0 ip), both no decisions...was 1-0 with a 1.48 ERA in four starts in April...struck out a season high 12 in 7.0 innings June 13 at Erie...played for Peoria of the Arizona Fall League, going 0-0 with a 2.81 ERA in six games, five starts...was the starting pitcher in the AFL inaugural Rising Stars Showcase.

2005—Split the season between Single-A Kannapolis and Single-A Winston-Salem, going 13-6 with a 2.82 ERA and 163 strikeouts in 24 games, 23 starts...led all White Sox farmhands in strikeouts and tied for second in ERA...was named to the South Atlantic League mid-season All-Star Team...twice was named SAL Pitcher of the Week (April 7-17 and May 30-June 5).

2004—Combined to go 2-3 with a 2.70 ERA in 13 games, 12 starts, between Advanced Rookie Bristol and Single-A Kannapolis...was rated by *Baseball America* as the No. 7 prospect in the organization...among the Sox 2004 draft class, was cited by the same publication as having the Best Breaking Ball, Best Fastball and Closest to the Majors (with Josh Fields).

PERSONAL/MISCELLANEOUS

Giovany A. Gonzalez...ranked by *Baseball America* as the No. 28 Prospect in the 2004 draft out of Monsignor Pace High School...was drafted by the White Sox following the first round as compensation for the loss of free agent Tom Gordon...was recommended/signed by Jose Ortega...was a two-time selection to the Miami Herald All-Dade Baseball Team, as well as the Florida Sports Writers Association's Florida All-State Team...pitched in back-to-back state championship games as a freshman and sophomore...participates in the A's Amigos community program...was part of the A's off-season community caravan in December 2008, visiting the George Mark Children's House, International Community After School Academy, the Hamilton Family Center, and the San Francisco Firefighter's Toy Drive at Old Station 30.

LIFETIME PITCHING RECORD

Year	Club	W	L	ERA	G	GS	CG	SHO	SV	IP	H	R	ER	HR	HB	BB	IBB	SO	WP	BK
2004	Bristol	1	2	2.25	7	6	0	0	0	24.0	17	8	6	0	0	8	0	36	4	1
	Kannapolis	1	1	3.03	6	6	0	0	0	32.2	30	13	11	1	0	13	0	27	1	1
2005	Kannapolis	5	3	1.87	11	10	0	0	0	57.2	36	16	12	3	2	22	0	84	2	3
	Winston-Salem	8	3	3.56	13	13	0	0	0	73.1	61	33	29	5	1	25	0	79	2	3
2006	Reading	7	12	4.66	27	27	0	0	0	154.2	140	88	80	24	8	81	0	166	9	2
2007	Birmingham	9	7	3.18	27	27	0	0	0	150.0	116	57	53	10	2	57	1	185	5	2
2008	Sacramento	8	7	4.24	23	22	1	0	0	123.0	106	65	58	12	2	61	1	128	5	0
	OAKLAND	1	4	7.68	10	7	0	0	0	34.0	32	34	29	9	3	25	1	34	1	0
2009	Sacramento	4	1	2.51	12	12	0	0	0	61.0	42	21	17	5	3	34	2	71	6	0
	OAKLAND	6	7	5.75	20	17	0	0	0	98.2	113	68	63	14	1	56	2	109	2	0
ML Totals		7	11	6.24	30	24	0	0	0	132.2	145	102	92	23	4	81	3	143	3	0

CAREER TRANSACTIONS

2004 — Selected by the Chicago White Sox organization as a compensation pick following the 1st round (38th selection overall) of the First-Year Player Draft. **2005** — Traded with outfielder Aaron Rowand and pitcher Daniel Haigwood to the Philadelphia Phillies for first baseman Jim Thome and cash, November 25. **2006** — Traded with pitcher Gavin Floyd to the Chicago White Sox for pitcher Freddy Garcia, December 7. **2008** — Traded with pitcher Fautino De Los Santos and outfielder Ryan Sweeney to the Oakland Athletics for first baseman/outfielder Nick Swisher, January 3.

GONZALEZ' CAREER HIGHS

Low Hit Complete Game: None

Innings Pitched: 7.0, September 6, 2009 vs. Seattle. As reliever: 5.0, May 3, 2009 at Seattle

Strikeouts: 10, October 2, 2009 vs. Los Angeles (AL). As reliever: 6, May 18, 2009 at Tampa Bay

Longest Winning Streak: 4, July 5 to August 10, 2009

Longest Losing Streak: 5, August 17, 2008 to June 30, 2009

Longest Scoreless Streak: 14.2, August 4 to 15, 2009

GABE GROSS

28

OUTFIELDER

Height/Weight: 6-3 / 220

Bats/Throws: Left / Right

Birthdate: October 21, 1979

Opening Day Age: 30

Birthplace/Resides: Baltimore, Maryland / Auburn, Alabama

Major League Service: 4 years, 114 days

Obtained: Signed as a free agent, February 1, 2010

Contract Status: First year of a one-year contract through 2010.



CAREER HIGHLIGHTS

Has played for three teams in six seasons in the majors, including stops in Toronto (2004-05), Milwaukee (2006-08) and Tampa Bay (2008-90)...has a .152 (23 for 151) career average against left-handed pitching and .251 (273 for 1088) against right-handers...has hit 36 of his 39 career home runs off righties...connected for three pinch hit home runs over a 12-game stretch, April 4 to 18, 2006.

2009 HIGHLIGHTS

Started 71 games (67 in right field, four at designated hitter)...the Rays were 41-26 when he started in right...platooned with Gabe Kapler in right for much of the season...went his last 69 at bats of the season without a home run after hitting a two-run homer off Baltimore's Jason Berken in the Rays 5-4 win on Aug. 18...that home run was his only one against the American League East...batted .195 in 51 games against the AL East...had only three starts vs. lefthanders...batted .172 (5 for 29) against lefties and has .152 (23 for 151) career average vs. southpaws...batted .233 (59 for 253) vs. righties giving him a .251 (273 for 1088) career mark...starting Aug. 26 was 4 for 48 (.083) with no home runs and two RBI...finished the season on a career long 0 for 18 slide...batted .333 in June, but .200 the rest of the season...was 2 for 27 (.074) as a pinch-hitter...among the 57 players with 20 or more pinch-hit at bats in 2009, only the Mets Gary Sheffield had a lower average (1 for 24, .042)...was the Rays seventh Opening Day right fielder in the last seven seasons following Ben Grieve, Jose Cruz, Jr., Aubrey Huff, Damon Hollins, Delmon Young and Eric Hinske...had three three-hit games, tying his career high...

Gabe Gross, continued

two were against the Marlins...May 22 at Florida he went 3 for 5 with a home run, double and four RBI...the homer came off Renyel Pinto, his only four-bagger off a lefty...had three hits and career-high two steals vs. Los Angeles (AL) June 11...on July 19, he had a run-scoring double in the seventh and a bases-loaded walk in the eighth to push across the winning run in the Rays 4-3 win at Kansas City...Rays had trailed 3-0.

CAREER

2008—Began the year with the Milwaukee Brewers, but an April 22 trade brought him to the Rays...ended up starting the majority of the games in right field for the Rays (75 of 141) after his acquisition, and made four starts in center...played in 127 of 141 games overall after his arrival, appearing frequently as a defensive replacement in right field...saw time at all three outfield positions...hit a career-high 13 home runs...his three walk-off RBI tied Fred McGriff's club single season record, set in 2000...was responsible for 3 of the Rays 11 "walk-off" wins on the season: May 13 vs. New York-AL (single off Mariano Rivera), June 1 vs. Chicago-AL (home run off Matt Thornton) and June 21 vs. Houston (double off Doug Brocail)...the game-ending blast off Thornton was his first career homer off a lefty, and up to that point had struck out in 9 of his 12 at bats against left-handed pitching for the year...14 of his 38 RBI for the Rays either tied the game or gave them the lead...his 11th-inning single off the Yankees Rivera May 13 was his first career game-ending hit...his game-winning hit June 21 vs. Houston was a pinch-hit, bases-loaded double in the ninth inning that landed inches inside the left field line...turned a 3-2 deficit into a 4-3 win...after joining the Rays, he hit .256 against right-handed pitching, compared to .191 against lefties...11 of his 13 home runs came against right-handers...all of his 43 at-bats with Milwaukee came against right-handers...hit .303 with seven home runs, 24 RBI, a .387 on-base percentage and .568 slugging percentage at Tropicana Field...after joining the Rays, hit 100 points better at the Trop than his .198 road average...over the entire season, his .938 on-base plus slugging (OPS) at home was more than 300 points better than his .599 OPS on the road...batted .267 with six home runs and 17 RBI from Aug. 1 through the end of the season to raise his average from .215 to .238...hit .293 in August with four home runs and 11 RBI after hitting .080 in July...hit a 437-foot, two-run homer in the ninth off Cleveland's Edward Mujica Aug. 6 vs. Cleveland to tie the game, 7-7...the Rays went on to win 10-7 on Carlos Peña's three-run blast later that inning...belted his first home run as a Ray May 3 at Boston off Josh Beckett, trimming the Rays deficit to 3-2...hit .209 in 16 games for the Brewers, playing all three outfield positions, but starting in center field for 13 of their first 20 games...appeared in 10 games, including seven starts, for the Rays during the postseason and all his appearances came in right field...hit just .053 (1 for 19) and went 0-for-16 after singling off Clayton Richard in Game 1 of the ALDS against Chicago...his only two RBI of the postseason came in Game 3 of the World Series, despite going 0-for-3 (sac fly; groundout RBI).

2007—Appeared in 93 games, 46 starts (39 in right field, three in center field, three at designated hitter, one in left field) during a pair of stints with the Brewers...made the Opening Day roster and batted .202 with four home runs and nine RBI in 55 games before he was optioned to Triple-A Nashville July 21...batted .355 with four home runs and 10 RBI in 20 games at Nashville and was recalled Aug. 15...batted .266 with three home runs and 15 RBI in 38 games the rest of the season...recorded his first career two-homer game in a 3-2 victory, May 17 at Philadelphia...belted his second career grand slam, Aug. 21 at Arizona off Tony Peña.

2006—Appeared in 117 games, 47 starts (29 in center field, 15 in left field, three in right field) for the Brewers...batted .310 over his last 58 games...hit .294 against right-handed pitchers and .095 against lefties...left the game Aug. 29 at Houston with a strained left hamstring...made just seven appearances the rest of the season, all as a pinch-hitter...was 12 for 51 (.235) with three home runs, 13 RBI and eight walks in the pinch...belted pinch-hit homers April 4 vs. Pittsburgh, April 17 at Houston and April 18 at Houston...on April 4 vs. Pittsburgh, in his first at-bat as a Brewer, connected for a pinch-hit, 2-run homer off Ryan Vogelsong...became the fifth player in franchise history to homer in his first at-bat with the club...on April 16 at New York (NL), batted leadoff for the first time in his career (batted leadoff 12 times in 2006)...recorded his first career leadoff home run April 21 vs. Cincinnati off Bronson Arroyo.

2005—Spent most of the season at Triple-A Syracuse...was twice named Blue Jays Minor League Star of the Month, earning honors in both July and August...batted .250 with one home run and seven RBI in 40 games with the Blue Jays during four separate stints with the team...began the season with the Blue Jays after matching a club record (Carlos Delgado, 2001) with eight homers during spring training...was the starting right fielder on Opening Day at Tampa Bay (0 for 3)...was traded to Milwaukee on Dec 7.

2004—Entered the season as the fourth-best prospect in the Blue Jays organization according to *Baseball America*...spent most of the season at Triple-A Syracuse...was recalled by the Blue Jays Aug. 6 and remained with the team through the end of the season...appeared in 44 games, 38 starts for the Jays (33 in left field, five at designated hitter)...made his major league debut Aug. 7 at New York (AL), starting in left field, and went 1 for 3 with a walk...recorded a single off Orlando Hernandez in his first at bat...hit his first major league homer Aug. 9 at New York (AL), a two-run shot off Esteban Loaiza...produced a career-high 5 RBI Sept. 5 vs. Oakland and belted his first career grand slam off Justin Duchscherer.

2003—Batted a combined .299 with 12 home runs and 74 RBI in 137 games between Double-A New Haven and Triple-A Syracuse.

2002—Entered the season as the second-best prospect in the Blue Jays organization according to *Baseball America*...spent the entire season at Double-A Tennessee...was on the disabled list from Aug. 5-21 with a hairline fracture in his right ankle...following the season, played for the Grand Canyon Rafters of the Arizona Fall League.

2001—Batted a combined .287 with seven home runs and 26 RBI in 46 games between Single-A Duncin and Double-A Tennessee during his first professional season...following the season played for the Scottsdale Scorpions of the Arizona Fall League.

PERSONAL/MISCELLANEOUS

Gabriel Jordan Gross was originally signed by Toronto scout Ellis Dungan...played baseball and football at Northview High School (Dothan, AL)...his baseball jersey is the only one that the school has retired...attended Auburn University where he played baseball and football (quarterback)...started six games for the Tigers in 1998 as a true freshman for coach Terry Bowden, passing for 1,222 yards and seven touchdowns...left the football program the following season to concentrate on baseball...his father, Lee Gross, was an all-SEC center at Auburn and played in the National Football League for the New Orleans Saints (1975-77) and Baltimore Colts (1979)...his brother, Bo Gross, played football at Texas Christian University...is married, Kelly.

LIFETIME PLAYING RECORD

Year	Club	AVG.	G	AB	R	H	2B	3B	HR	RBI	SH	SF	HP	BB	SO	SB	CS	SLG	OBP	E
2001	Dunedin	.302	35	126	23	38	9	2	4	15	0	1	2	26	29	4	2	.500	.426	5
	Tennessee	.244	11	41	8	10	1	0	3	11	0	1	3	6	12	0	1	.488	.373	0
2002	Tennessee	.238	112	403	57	96	17	5	10	54	2	2	5	53	71	8	2	.380	.333	2
	New Haven	.319	84	310	52	99	23	3	7	51	2	2	5	52	53	3	2	.481	.423	3
2003	Syracuse	.264	53	182	22	48	16	2	5	23	0	0	3	31	56	1	1	.456	.380	2
	Syracuse	.294	103	377	52	111	29	2	9	54	0	2	1	53	81	4	5	.454	.381	3
2004	TORONTO	.209	44	129	18	27	4	0	3	16	0	0	0	19	31	2	2	.310	.311	0
	TORONTO	.250	40	92	11	23	4	1	1	7	0	0	0	10	21	1	1	.348	.324	1
2005	Syracuse	.297	102	390	64	116	29	4	6	46	2	3	2	52	83	14	2	.438	.380	4
	MILWAUKEE	.274	117	208	42	57	15	0	9	38	3	3	2	36	60	1	0	.476	.382	2
2006	MILWAUKEE	.235	93	183	28	43	12	2	7	24	0	1	1	25	37	3	1	.437	.329	2
	Nashville	.355	20	76	13	27	3	2	4	10	0	0	0	14	14	2	0	.605	.456	3
2007	MILWAUKEE	.209	16	43	6	9	3	0	0	2	0	1	0	10	7	2	0	.279	.352	1
	TAMPA BAY	.242	127	302	40	73	13	3	13	38	0	1	2	40	75	2	2	.434	.333	1
2008	TAMPA BAY	.227	115	282	31	64	16	1	6	36	1	1	0	42	79	6	3	.355	.326	3
AL Totals		.232	326	805	100	187	37	5	23	97	1	2	2	111	206	11	8	.376	.326	5
NL Totals		.251	226	434	76	109	30	2	16	64	3	5	3	71	104	6	1	.440	.357	5
ML Totals		.239	552	1239	176	296	67	7	39	161	4	7	5	182	310	17	9	.399	.337	10

CAREER TRANSACTIONS

2001 — Selected by the Toronto Blue Jays organization in the 1st round (15th selection overall) of the June Draft. **2005** — Traded to the Milwaukee Brewers with pitcher Dave Bush and a player to be named later (pitcher Zach Jackson) for first baseman Lyle Overbay and a PTBNL (pitcher Ty Taubenheim), December 7. **2008** — Traded to the Tampa Bay Rays for pitcher Josh Butler, April 22. **2009** — Elected free agency (contract non-tender), December 13. **2010** — Signed by the Oakland Athletics, February 1.

DIVISION SERIES RECORD

Year	Club/Opp.	AVG.	G	AB	R	H	2B	3B	HR	RBI	SH	SF	HP	BB	SO	SB	CS	SLG	OBP	E
2008	TB vs. CWS	.167	3	6	0	1	0	0	0	0	0	0	0	2	2	1	0	.167	.375	0

LEAGUE CHAMPIONSHIP SERIES RECORD

Year	Club/Opp.	AVG.	G	AB	R	H	2B	3B	HR	RBI	SH	SF	HP	BB	SO	SB	CS	SLG	OBP	E
2008	TB vs. BOS	.000	6	10	0	0	0	0	0	0	0	0	0	1	5	1	0	.000	.091	0

WORLD SERIES RECORD

Year	Club/Opp.	AVG.	G	AB	R	H	2B	3B	HR	RBI	SH	SF	HP	BB	SO	SB	CS	SLG	OBP	E
2009	TB vs. PHI	.000	1	3	0	0	0	0	0	2	0	1	0	0	0	0	0	.000	.000	0

GROSS' CAREER BESTS

Hits: 3 (seven times), last: June 26, 2009 vs. Florida
Home Runs: 2, May 17, 2007 at Philadelphia
Runs Batted In: 5, September 5, 2004 vs. Oakland
Stolen Bases: 2, June 11, 2009 vs. Los Angeles (AL)
Hitting Streak: 7 (twice), last: June 3 to 13, 2009
Hitless Streak (At Bats): 18, September 18, 2009 to present
Grand Slams: 2, August 21, 2007 at Arizona (Pena); September 5, 2004 vs. Oakland (Duchscherer)
Pinch-Hit Home Runs: 3, April 18, 2006 at Houston (Oswalt); April 17, 2006 at Houston (Qualls); April 4, 2006 vs. Pittsburgh (Vogelsong)
Inside-The-Park Home Runs: None.
Game Ending Home Runs: 1, June 1, 2008 vs. Chicago-AL (Thornton).
Lead Off Home Runs: 1, April 21, 2006 vs. Cincinnati (Arroyo).

BRAD KILBY

39

LEFT-HANDED PITCHER

Height/Weight: 6-0 / 241 **Bats/Throws:** Left / Left
Birthdate: February 19, 1983 **Opening Day Age:** 27
Birthplace/Resides: Modesto, California / Elk Grove, California
Major League Service: 34 days
Obtained: Selected in the 29th round of the 2005 First-Year Player Draft
Contract Status: First year of a one-year contract through 2010.



CAREER HIGHLIGHTS

Was originally drafted by the A's in the 29th round of the 2005 First-Year Player Draft out of San Jose State University...made his Major League debut in 2009 and posted a 0.53 ERA in 11 appearances... compiled a 21-8 record with 30 saves and a 2.53 ERA (83 er in 295.2 ip) in 222 career minor league appearances over five seasons...struck out 339, an average of 10.3 per nine innings...named to the Northwest League Postseason All-Star team in 2005... did not allow a home run in 60.2 innings at Kane County in 2006.

2009 HIGHLIGHTS

Spent nearly the entire regular season at Triple-A Sacramento and went 4-2 with two saves and a 2.13 ERA in 45 relief appearances to earn a Sept. 1 call-up to Oakland...was 1-0 with a 0.53 ERA in 11 games, one start, with the A's...allowed a .164 batting average, which included a .132 (5 for 38) mark against right-handed hitters and .217 (5 for 23) against left-handers...did not walk a left-handed hitter and allowed just one extra base hit, a double, in 38 at bats against righties for a .158 slugging percentage...struck out 20 in 17.0 innings, an average of 10.59 per nine innings...fanned two or more in seven of his 11 outings...walked just four and yielded one home run...did not allow an earned run in six outings and 9.2 innings in Oakland...opponents were 0 for 15 with no walks when leading off an inning and 1 for 33 (.030) with two strikes...first batters faced were 2 for 10 (.200) and he allowed 2 of 7 (28.6%) inherited runners to score...his first 10 outings came in relief (0.60 ERA) before he made a start in the final game of the season, Oct. 4 against Los Angeles...tossed 2.0 scoreless innings (1 bb, 1 so) in that season-ending A's 5-3 loss.

OAKLAND: Was selected from Sacramento Sept. 1 and made his Major League debut the next day against Kansas City with 2.0 scoreless innings (1 h, 2 so)...fanned David DeJesus for his first strikeout...began his career with an 11.0-inning scoreless streak, which equaled the sixth longest streak to start a career in Oakland history...that included 1.2 scoreless innings Sept. 19 against Cleveland for his first big league win...capped the streak by retiring 19 of the 20 batters he faced over a four-game stretch from Sept. 13 to 21...allowed his first run Sept. 23 against Texas, but it was unearned...then allowed his only earned run in his next outing, Sept. 26 at Los Angeles...struck out a career-high four in 2.0 innings Sept. 30 at Seattle.

SACRAMENTO: Began the season on the disabled list at Sacramento with a strained right hamstring...was reinstated May 4 and would tie for second on the River Cats pitching staff in appearances (45) while ranking fourth in strikeouts (77)...tossed 63.1 innings for an average of 10.94 strikeouts per nine innings...allowed a .179 opponents batting average, including .150 (22 for 147) against right-handed hitters and .234 (18 for 77) against left-handers...opponents were 7 for 60 (.117) with two walks when leading off an inning...allowed a .179 average with runners in scoring position...had a 2.87 ERA in 28 games before the Triple-A All-Star Break but then posted a 1.05 ERA in 17 appearances after the break...had a 1.23 ERA in 21 outings at home and a 2.91 ERA in 24 games on the road...allowed four of his five home runs on the road...all five home runs were solo shots...allowed just 4 of 32 (12.5%) inherited runners to score and converted 2 of 3 (66.7%) save opportunities...did not allow a run in nine of his first 11 outings for a 1.17 ERA and .063 opponents batting average, including May 18 against Round Rock when he struck out a season-high five in a season-high 3.1 scoreless innings...then allowed at least one run in four consecutive games from May 30 to June 5 (5.1 ip, 6 h, 5 r, 5 er, 3 bb, 8 so, 8.44 ERA)...allowed all five of his home runs over that stretch and finished the Triple-A portion of his campaign with a 30-game, 42.2-inning, 173-batter homerless streak...did not allow a run in his next eight outings and 10.0 innings from June 9 to 28 and opponents were 1 for 30 (.033) over that span...then allowed five runs over next three games and 3.1 innings...struck out at least one batter in each of his final 21 outings (42 so in 32.0 ip) and did not allow a run in 16 of his final 19 outings (0.92 ERA), including a 17.0-inning scoreless streak from July 23 to Aug. 23.

CAREER

2008—Made his Triple-A debut at Sacramento and was 7-2 with two saves and a 3.47 ERA in 51 relief appearances...the wins were a career high...finished second on the River Cats pitching staff in appearances...held the opposition to a .202 batting average, including .163 against left-handed hitters and .222 against right-handers...allowed just one home run in 86 at bats against lefties but eight in 167 at bats against righties...opponents hit just .188 with runners in scoring position...had an up and down season with his ERA, posting a 2.45 mark in April, 5.27 in May, 2.13 in June, 4.73 in July and 2.87 in August...did not allow a run in nine day games (10.2 ip)...allowed just 2 of 12 (16.7%) inherited run-

THE A'S ELEPHANT

After helping form the American League in 1901, New York Giants manager John McGraw dismissed the A's with contempt by calling them "The White Elephants," implying Connie Mack should not be allowed to spend money without supervision. Mack defiantly adopted the White Elephant as the team insignia and in 1902, the Athletics won their first American League pennant.


The White Elephant remained the team's mascot and later that decade, made its first appearance on the A's team sweaters. In 1918, the Elephant saw its first game action when Mack had the pachyderm symbol (in blue with a white "A" inside) placed on the left sleeve of every player.

By 1920, Mack had fully adopted the Elephant as the team's symbol. The traditional "A" on front of the team's jersey was replaced by a blue elephant logo. After a few poor seasons, Mack decided change was in order. So, in 1924, the blue elephant was replaced by the traditional white elephant on the team's jersey and the A's played better ball for the next few years.

In 1928, Mack decided the elephant had worn out its brief welcome on the A's jersey fronts and replaced the logo with the familiar "A" on the uniform. The A's went on to win two World Championships and an AL crown in the next three years, although the resurgence was probably due more to the additions of Foxx, Simmons, Grove and Cochrane than the elephant's absence.

That was the last year for the elephant on the A's uniform until 1955, when the A's, now in Kansas City, added the patch to their uniform sleeves. However, when Charlie Finley purchased the team in the early 1960's, the elephant was once again sent packing and replaced by, of all animals, a mule.

Prior to the 1988 season, the A's brought back a new, more aggressive A's Elephant. In 1995, the traditional A's elephant was reincorporated into many of the team's promotional items and publications and is now a prominent feature on the A's uniform.



Brad Kilby, continued

ners to score...tossed at least one inning in 46 of his 51 appearances...including a season high 3.0 July 21 against Las Vegas and Aug. 23 at Fresno...struck out at least one batter in 15 consecutive games from July 18 to Aug. 28 (28 so in 23.1 ip), including a season high five in 2.0 scoreless innings, Aug. 19 against Tacoma...made five postseason appearances for Sacramento and compiled a 6.75 ERA (6.2 ip, 6 h, 5 r, 5 er, 3 bb, 7 so, 4 hr)...pitched for Cibao in the Dominican Winter League following the season and had an 11.57 ERA in four relief appearances.

2007—Began the season at Single-A Stockton but was promoted to Double-A Midland April 24 after posting a 3.24 ERA and three saves in seven outings...finished the season with the RockHounds and was 3-3 with a 2.88 ERA in 47 relief appearances...combined for a 3-3 record, three saves and a 2.92 ERA in 54 games...struck out a minor league career high 85 batters in 74.0 innings (10.3 per nine innings)...averaged 9.5 strikeouts per nine innings at Midland, which ranked third best among Texas League relievers...opponents hit .248, including .248 by left-handed hitters and .249 by right-handers...that mark dropped to .214 with runners in scoring position...allowed 6 of 26 (23.1%) inherited runners to score...recorded the save in each of his final three outings at Stockton...had a seven-game, 13.2-inning scoreless streak from May 12 to June 1 and finished the month of May with a 1.15 ERA in 10 games...struck out a season high five in his penultimate outing of the season, Sept. 1 at Frisco...pitched for Phoenix in the Arizona Fall League following the season and had a 1.59 ERA in 11 relief appearances...did not allow an earned run in 10 of his outings and opponents batted .227.

2006—Spent the entire season at Single-A Kane County and was 5-1 with nine saves and a 1.63 ERA in a team leading 49 relief appearances...finished second on the Cougars pitching staff in saves...did not allow a home run in 60.2 innings...struck out 73, an average of 10.8 per nine innings...allowed a .179 opponents batting average, which ranked eighth lowest among all Single-A relievers...right-handers batted .177 and lefties hit .183...posted a 0.61 ERA and .077 opponents batting average in 23 road games...converted 9 of 10 (90.0%) save opportunities and allowed 10 of 34 (29.4%) inherited runners to score...yielded two earned runs in 0.1 innings June 17 against Peoria and would not allow another earned run the rest of the season, a span of 23 games and 25.1 innings...had a 13.1-inning scoreless streak from June 24 to July 21 and then finished the season with a 11.0-inning scoreless streak...had a save and a 1.69 ERA in five postseason appearances (5.1 ip, 1 h, 1 r, 1 er, 7 bb, 3 so, 2 hr).

2005—Made his professional debut with Single-A Vancouver and was 2-0 with a 1.95 ERA in 23 games...was named to the Northwest League Postseason All-Star team after finishing third in the league with 14 saves...ranked fifth in the A's farm systems in saves...had just one blown save for a save percentage of 93.3%...held the opposition to a .194 average, including .143 against right-handed hitters and .303 against lefties...struck out 38 in 27.2 innings, an average of 12.4 per nine innings...made one postseason appearance for the Canadians (0.2 ip, 2 h, 4 r, 4 er, 3 bb).

PERSONAL/MISCELLANEOUS

Brad Thomas Kilby...signed by A's scout Scott Kidd...graduated from Laguna Creek High School (Elk Grove, CA) in 2001...attended San Jose State University and led the Western Athletic Conference with a 1.86 ERA in 2005.

LIFETIME PITCHING RECORD

Year	Club	W	L	ERA	G	GS	CG	SHO	SV	IP	H	R	ER	HR	HB	BB	IBB	SO	WP	BK
2005	Vancouver	2	0	1.95	23	0	0	0	14	27.2	20	7	6	2	0	11	0	38	1	0
2006	Kane County	5	1	1.63	49	0	0	0	9	60.2	38	13	11	0	4	23	1	73	2	0
2007	Stockton	0	0	3.24	7	0	0	0	3	8.1	6	5	3	0	0	6	1	16	2	0
	Midland	3	3	2.88	47	0	0	0	0	65.2	63	24	21	6	2	22	1	69	1	1
2008	Sacramento	7	2	3.47	51	0	0	0	2	70.0	51	33	27	9	3	26	1	66	3	0
2009	Sacramento	4	2	2.13	45	0	0	0	2	63.1	40	15	15	5	2	24	1	77	5	0
	OAKLAND	1	0	0.53	11	1	0	0	0	17.0	10	2	1	1	0	4	0	20	0	0
ML Totals		1	0	0.53	11	1	0	0	0	17.0	10	2	1	1	0	4	0	20	0	0

CAREER TRANSACTIONS

2005 — Selected by the Oakland Athletics organization in the 29th round of the First-Year Player Draft.

Low Hit Complete Game: None

Innings Pitched: 2.2, September 21, 2009 vs. Texas

Strikeouts: 4, September 30, 2009 at Seattle

Longest Winning Streak: 1, September 19, 2009 to present

Longest Losing Streak: None

Longest Scoreless Streak: 11.0, September 2 to 21, 2009

KEVIN KOUZMANOFF

5

THIRD BASEMAN

Height/Weight: 6-1 / 210

Bats/Throws: Right / Right

Birthdate: July 25, 1981

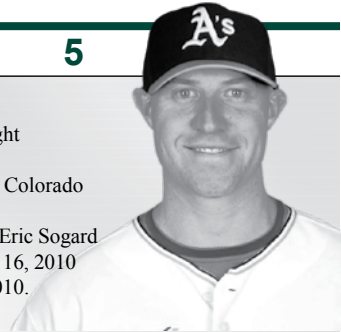
Opening Day Age: 28

Birthplace/Resides: Newport Beach, California / Evergreen, Colorado

Major League Service: 3 years, 30 days

Obtained: Acquired from the San Diego Padres with infielder Eric Sogard for outfielders Scott Hairston and Aaron Cunningham, January 16, 2010

Contract Status: First year of a one-year contract through 2010.



CAREER HIGHLIGHTS

Was acquired from San Diego prior to the 2010 season after collecting at least 30 doubles, 18 home runs and 74 RBI in each of the last three seasons with the Padres...set the National League record for fielding percentage by a third baseman with a .990 mark in 2009...set a Padres single season record with 15 hit by pitches in 2008...tied the San Diego rookie record with 18 home runs in 2007...was originally drafted by Cleveland in the sixth round of the 2003 draft and made his Major League debut with the Indians in 2006...became the first player in ML history to hit a grand slam on the first pitch of his first career plate appearance, Sept. 2, 2006 at Texas.

2009 HIGHLIGHTS

Played in 141 games for the Padres, including 134 starts at third base...matched his career high with 31 doubles while tallying a career-best 88 RBI...ranked among the club leaders in hits (3rd), doubles (t-1st), home runs (2nd), and RBI (2nd)...set the National League record for fielding percentage by a third baseman with a .990 mark...made just three errors in 311 total chances...no previous NL third baseman had committed fewer than six errors in a season with at least 300 total chances...previous record was .987 by Vinny Castilla in 2004...donated one of his game-used gloves to the National Baseball Hall of Fame following the season...committed his first error of the season May 29 at Colorado, snapping a 72-game errorless streak dating back to Aug. 30, 2008...his final error came July 16 and he finished the season with a 53-game errorless streak...hit .274 after the All-Star break after hitting .244 over the first half...posted a .335 on-base percentage and a .443 slugging percentage in the second half...went 47 for 155 (.303) with runners in scoring position...hit lefties at a .291 clip (43 for 148) while batting .241 (92 for 138) against right-handers...recorded 33 multi-hit games, including a career-high five-hit effort Aug. 13 at Milwaukee, a four-hit game and 10 three-hit games...missed time during the last month of the season while suffering from a strained left calf and back tightness...was not placed on the disabled list.

CAREER

2008—Set single-season career highs in nearly every offensive category in his second year with the Padres, hitting .260 with 31 doubles, 23 home runs and 84 RBI in 154 games...set single-season marks in games, at-bats, runs, hits, doubles, triples and home runs...after the season, underwent successful arthroscopic surgery on his right shoulder in November...the procedure was performed by Dr. Heinz Hoenecke and Dr. Jan Fronck at Scripps Green Hospital...his 624 at-bats paced the Padres and ranked sixth in the National League...had a team-best 47 multiple-hit contests...played 154 games at third base, all in a starting role...posted a .974 fielding percentage, which ranked third-best among Major League third basemen and set what was then a club single-season mark at the position...led ML third basemen with 128 putouts and 34 double plays...tied for first with 416 total chances, was second with 1379.0 innings played and third with 277 assists...committed 11 errors...19 of his 23 home runs came off right-handed pitching...scored San Diego's only run in a 22-inning loss to Colorado April 17, playing all 22 frames at third base...his nine at-bats in that game tied the club record for extra-inning contest...also played all 18 innings at third base May 25 vs. Cincinnati...cracked five long balls during a 10-game

homestand from May 19 to 29...hit a career-high two homers May 25 vs. Cincinnati...grounded into a 5-4-3 triple play in the eighth inning May 30 at San Francisco...had a career-high tying 10-game hit streak from June 13-30, hitting .390 (16 for 41) with four doubles, one triple, three homers and nine RBI during that stretch...belted his third-career grand slam June 14 at Cleveland...scratched from the lineup June 17 at New York (AL) due to a sore lower back sustained while fielding ground balls during batting practice...missed six games with the injury...drove in 45 runs after the All-Star break, second most on the club behind Adrian Gonzalez (48) and tied for 10th in NL...turned an unassisted double play to close out an 8-3 Padres win Aug. 9 at Colorado, becoming the first third baseman to turn a game-ending, unassisted double play since the Astros Bill Spiers vs. the Braves, April 2, 1997 (Elias)...recorded nine assists in San Diego's 5-2 win Sept. 4 at Milwaukee...that marked the most assists for a Friars third baseman since Paul Dade tallied nine assists in an 11-inning contest vs. San Francisco, July 27, 1979 (Elias)...established a single-season club record when he was hit by a pitch for the 14th time Sept. 17 at Colorado, passing Gene Tenace's 13 hit by pitches in 1977...had 15 hit by pitches overall, which ranked second in the NL.

2007—Rookie third baseman finished with a .275 average, 30 doubles, 18 home runs and 74 RBI in 145 games...the 18 homers tied the Padres rookie record (Benito Santiago, 1987) and his 74 RBI marked the second most in club history for a rookie (Santiago, 79)...following the season, was named the 2007 Favorite New Padre by The Padres, a group of volunteers who have assisted the Padres front office and served local youth baseball since 1972...ranked among NL rookie leaders in doubles (t-2nd), RBI (3rd), multi-hit games (4th, 35), home runs (5th), hits (5th), extra-base hits (5th, 50), total bases (5th, 221), runs (t-5th), walks (6th), slugging percentage (8th, .457) and batting average (10th)...also placed among all-time Padres rookie leaders in doubles (4th), batting average (5th) and hits (7th)...set marks for a San Diego rookie third baseman in games, at-bats, runs, hits, doubles, homers, RBI, walks, batting average, on-base percentage (.329) and slugging...played in 136 games at third base, including 128 starts...hit at a .356 clip off left-handed pitching, ninth among NL batters...was the fourth San Diego rookie to start at third base on Opening Day...batted at a .303 clip with seven doubles, one triple, three home runs, 18 RBI and nine runs scored in May after hitting .113 with two doubles, one homer, four RBI and one run scored in April...batted .309 over his last 118 games beginning May 10 after starting the season 9 for 83 (.108) in his first 27 contests...knocked his second career grand slam May 25 vs. Milwaukee...fell a single short of the cycle July 13, finishing 3 for 4...hit .352 over 50 games from Aug. 7 through the end of the season, the fifth best mark in the NL during that span...batted a team-best .380 in September...reached base in 20 consecutive contests from Sept. 5-26, batting .464 with eight walks and two hit by pitches...collected 14 RBI over the 20-game span...reached base safely in 10 straight plate appearances, Sept. 9-13, with eight hits and two walks...notched eight consecutive hits during the span, tying Dave Winfield (July 29-31, 1979), Tony Gwynn (April 22-24, 1994) and Brian Giles (June 19-22, 2005) for the club record for hits without making an out.

2006—Was selected by the Indians from Triple-A Buffalo Sept. 2 and made his Major League debut that night at Texas...hit a grand slam on the first pitch of his first at-bat in the first inning off Edinson Volquez...became only the third Major Leaguer to hit a grand slam in his first plate appearance and the first ever on the first pitch...is also the fourth Major Leaguer and first American League player to hit a grand slam in his debut...homered in his second game Sept. 3 (off Kevin Millwood), breaking up a fifth-inning no-hitter...became the third Indians player to homer in his first two games, joining Earl Averill and Josh Bard...made 13 starts at designated hitter and two at third base...hit safely in nine of his 16 Big League games, going 12 for 56 (.214) with three homers and 11 RBI...compiled a .379 combined average between Double-A Akron and Triple-A Buffalo, the second best mark in all of minor league baseball, trailing only James Loney's .380 mark (Dodgers organization)...honored with the Indians organization's 2006 Lou Boudreau Award as the top position player in their minor league system...had the highest on-base percentage (.437) in the club's farm system...between Akron and Buffalo, hit .450 off left-handers and .346 off righties...batted .336 with runners in scoring position and .387 with runners on base...began the season at Akron, batting .389 with 15 home runs and 55 RBI in 67 games with the Aeros...hit .440 in May with six home runs and 26 RBI in 23 games to earn Topps Eastern League Player of the Month honors...missed three weeks from June 16-July 4 with a strained left hamstring...promoted to Triple-A July 28...batted .353 with seven home runs and 20 RBI in 27 games at Buffalo...posted a .647 slugging percentage...hit in 23 of the 27 tilts, all but one in the clean-up spot...played for the Peoria Javelinas in the Arizona Fall League and hit .382 with two home runs and 10 RBI in 15 games...was named to the AFL All-Prospects Team.

2005—Season was limited to 71 games due to a lower back injury...began the campaign at Single-A Kinston...named to the Carolina League All-Star Team prior to his injury...was leading the league in batting average before going on the shelf...was on the disabled list from June 3-Aug. 8...played three games at Short-A Mahoning Valley on a rehab stint, Aug. 4-8...returned to Kinston and finished with a .339 average with 20 doubles, 12 home runs and 58 RBI in 68 games overall.

2004—Spent most of the season at Single-A Lake County in his first full professional season...finished second in the South Atlantic League in batting average (.330), fourth in hits (156) and tied for fourth in doubles (35)...named to the SAL Midseason and Postseason All-Star teams...played in the Arizona Fall League after the season and injured his back after falling down the dugout steps while chasing a foul ball.

2003—Gained his first experience in the professional ranks at Short-A Mahoning Valley after signing June 3...his eight home runs tied for third in the New York-Penn League.

PERSONAL/MISCELLANEOUS

Kevin Kouzmanoff...graduated from Evergreen (CO) High School in 1999 where he wrestled, played football and baseball...played two years at Cochise (AZ) Junior College and one at the University of Arkansas-Little Rock...played one year at the University of Nevada-Reno and was Western Athletic Conference Player of the Year in 2003...signed by Indians scout Don Lyle.

LIFETIME PLAYING RECORD

Year	Club	AVG.	G	AB	R	H	2B	3B	HR	RBI	SH	SF	HP	BB	SO	SB	CS	SLG	OBP	E
2003	Mahoning Valley	.272	54	206	31	56	8	1	8	33	0	4	3	21	36	2	1	.437	.342	6
2004	Lake County	.330	123	473	74	156	35	5	16	87	0	5	9	44	75	5	4	.526	.394	14
	Akron	.208	7	24	3	5	1	1	1	6	0	1	0	2	5	0	0	.458	.259	3
2005	Kinston	.339	68	254	47	86	20	4	12	58	0	4	5	24	51	3	1	.591	.401	12
	Mahoning Valley	.143	3	7	0	1	0	0	0	0	0	0	0	1	2	0	0	.143	.250	2
2006	Akron	.389	67	244	46	95	19	1	15	55	0	3	6	23	34	2	3	.660	.449	10
	Buffalo	.353	27	102	22	36	9	0	7	20	0	2	1	10	12	2	1	.647	.409	5
	CLEVELAND	.214	16	56	4	12	2	0	3	11	0	0	0	5	12	0	0	.411	.279	1
2007	SAN DIEGO	.275	145	484	57	133	30	2	18	74	2	6	10	32	94	1	0	.457	.329	22
2008	SAN DIEGO	.260	154	624	71	162	31	4	23	84	0	6	15	23	139	0	0	.433	.299	11
2009	SAN DIEGO	.255	141	529	50	135	31	1	18	88	0	6	11	27	106	1	0	.420	.302	3
AL Totals		.214	16	56	4	12	2	0	3	11	0	0	0	5	12	0	0	.411	.279	1
NL Totals		.263	440	1637	178	430	92	7	59	246	2	18	36	82	339	2	0	.436	.309	36
ML Totals		.261	456	1693	182	442	94	7	62	257	2	18	36	87	351	2	0	.435	.308	37

CAREER TRANSACTIONS

2003 — Selected by the Cleveland Indians organization in the sixth round of the First-Year Player Draft. **2006** — Traded to the San Diego Padres with pitcher Andrew Brown for infielder Josh Barfield, November 8. **2010** — Traded to the Oakland Athletics with infielder Eric Sogard for outfielders Scott Hairston and Aaron Cunningham, January 16.

KOUZMANOFF'S CAREER BESTS

Hits: 5, August 13, 2009 at Milwaukee; 4 (three times), last: July 12, 2009 at San Francisco

Home Runs: 2, May 25, 2008 vs. Cincinnati

Runs Batted In: 4 (five times), last: June 8, 2009 vs. Arizona

Stolen Bases: 1 (twice), last: May 9, 2009 at Houston

Hitting Streak: 10 (twice), last: June 13 to 30, 2008

Hitless Streak (At Bats): 21, June 28 to July 5, 2009

Grand Slams: 3, June 14, 2008 at Cleveland (Mujica); May 25, 2007 vs. Milwaukee (Bush); September 2, 2006 at Texas (Volquez).

Pinch-Hit Home Runs: None

Inside-The-Park Home Runs: None

Game Ending Home Runs: None

Lead Off Home Runs: None.



RIGHT-HANDED PITCHER

Height/Weight: 6-2 / 210

Bats/Throws: Right / Right

Birthdate: September 27, 1986

Opening Day Age: 23

Birthplace/Resides: Hackensack, New Jersey / Rutherford, New Jersey

Major League Service: 125 days

Obtained: Selected in the 3rd round of the 2005 First-Year Player Draft

Contract Status: First year of a one-year contract through 2010.

CAREER HIGHLIGHTS

Was drafted by the A's in the third round of the 2005 draft and made his Major League debut in 2009 at the age of 22...started 17 games for Oakland before a shoulder injury ended his season early...won each of his first two starts before enduring an eight-game losing streak over his next 10 starts...tied for fifth in all of minor league baseball with 15 wins in 2008...was named Texas League Pitcher of the Year at Double-A Midland in 2008 after going 12-3 with a league leading 1.90 ERA in 22 starts...was 18-21 with a 5.21 ERA in 52 starts over his first two minor league seasons and 17-8 with a 2.65 ERA in 38 games, 36 starts, over his last two.

2009 HIGHLIGHTS

The 22-year old rookie began the season at Triple-A Sacramento but made 17 starts for the A's before a shoulder injury ended his season early...was 2-2 with a 2.38 ERA in 10 games, nine starts, with the River Cats before he was promoted to Oakland June 2...went 4-9 with a 5.32 ERA with the A's and made his final start Aug. 29...was eventually placed on the 60-day disabled list Sept. 18 retroactive to Sept. 8 with right shoulder tendinitis...allowed a .319 batting average, including .316 (50 for 158) against right-handed hitters and .321 (70 for 218) against left-handers...yielded eight of his 12 home runs and issued 27 of his 39 walks to lefties...also had 40 of his 59 strikeouts against lefties...his opponents average dropped to .250 with runners in scoring position, including .133 with RISP and two outs...allowed a .267 average over his first 30 pitches in a game and .338 after that...received run support of three runs or less in 14 of his 17 starts and his season run support of 3.55 was second lowest among American League pitchers with 90 or more innings pitched (Jakubauskas, SEA 3.19 in 93.0 ip)...went 0-8 in 11 starts with run support of two runs or less and 4-1 with support of three runs or more...was 2-5 with a 3.59 ERA and .265 opponents batting average in eight starts before the All-Star Break and 2-4 with a 7.21 ERA and .369 opponents batting average in nine starts after the break...was 1-4 with a 4.21 ERA in seven starts on five days rest or more and 3-5 with a 6.05 ERA in 10 starts on four days rest...had a .245 opponents batting average and allowed one home run with two outs, compared to .350 with 11 home runs with less than two outs...opponents batted .337 with a .412 on-base percentage when leading off an inning...yielded a .457 batting average to the opponents number nine hitter...the A's were 6-11 (.353) in his starting assignments...tossed more than six innings in just two of his 17 starts and those were the first two starts of his career...has tossed 6.0 innings or less in each of his last 15 starts, which is the longest streak by a starting pitcher in Oakland history, topping the previous mark of 14 held by five pitchers...allowed two runs or fewer just four times and walked two batters or fewer 10 times.

OAKLAND: Was selected from Triple-A Sacramento June 2 and made his Major League debut that night at Chicago...combined with Breslow and Ziegler on a five-hit shutout in the A's 5-0 win...allowed three hits and walked four in 6.1 innings to become the 12th pitcher in Oakland history to start and win his ML debut...is the fifth starting pitcher in Oakland history to not allow a run in his debut...then combined for a five-hit shutout in his second start, a 3-0 win over Baltimore June 7 in Oakland...of the 12 pitchers in Oakland history to start and win their ML debut, he is just the third to also win his second start...according to the Elias Sports Bureau, the only other pitcher in the last 31 seasons (since 1979) to accumulate more than 13 innings without being charged with a run over his first two games in the majors was Cleveland's Scott Lewis in 2008 (14 innings)...extended his career-opening scoreless streak to 17.2 innings June 12 at San Francisco, which was the longest in Oakland history by a starter and second longest to Brad Ziegler's 39.0 inning streak in 2008...however, took the loss against the Giants...was 2-0 with a 0.00 ERA and .170 opponents batting average over his first two starts but then went 0-8 with a 7.22 ERA and .347 opponents average over his next 10 starts from June 12 to Aug. 2...the losing streak was the longest by an Athletic since Dallas Braden also had an eight-game losing streak from

April 29 to Sept. 23, 2007 and it was the second longest losing streak in the AL in 2009 (Berken, BAL 9)...according to Elias, over the last 56 seasons (since 1954), the only other pitcher to lose his next eight decisions after being credited with a win in each of his first two (or more) appearances in the big leagues was the Mets' Mike Pelfrey (2006-07)...had two sacrifice hits in two plate appearances against the Giants and duplicated the feat in his next start June 18 at Los Angeles...was the first Oakland pitcher with two sacrifice hits in a game since Ken Holtzman Aug. 27, 1972...his four sacrifice hits were the most by an AL pitcher in a season in the designated hitter era (since 1973)...allowed 27 runs over a four-start stretch from July 18 to Aug. 2 (11.29 ERA, .420 opponents batting average)...allowed at least six runs in each start to become just the third pitcher to Oakland history to allow at least six runs in four consecutive games (Dave Stewart, 1991; Bill Krueger, 1985)...snapped his eight-game losing streak by winning consecutive starts Aug. 7 at Kansas City and Aug. 12 at Baltimore...had two of his four wins in 2009 against the Orioles...went 2-1 with a 4.26 ERA and .327 opponents average over his final five starts.

SACRAMENTO: Went 2-2 with a 2.38 ERA in 10 games, nine starts, with Triple-A Sacramento...ranked fourth in the Pacific Coast League in ERA at the time of his June 2 promotion to Oakland...allowed just two home runs in 56.2 innings...yielded a .205 opponents batting average, including .189 (18 for 95) by right-handed hitters and .218 (24 for 110) against left-handers...his opponents average dropped to .189 with runners in scoring position, including .120 with RISP and two outs...had no decisions, a 1.35 ERA and .188 opponents batting average over his first four starts...then lost each of his next two starts April 30 and May 6, compiling an 11.00 ERA and .455 opponents batting average...finished the Triple-A portion of his campaign by going 2-0 with a 0.33 ERA and .099 opponents batting average over his final four games, three starts...received Pacific Coast League Pitcher of the Week honors in consecutive weeks from May 11-17 and May 18-24...recorded his first win of the season May 12 against Albuquerque in relief of a rehabbing Santiago Casilla, combining on a one-hit, 3-0 shutout...Casilla retired the side in order in the first and Mazzaro pitched the final eight innings...allowed just two base runners on an error in the fourth and a Jamie Hoffmann leadoff double in the seventh...also tossed 8.0 shutout innings and allowed just one hit May 22 at Omaha, a 3-1 River Cats win in 12 innings...took a no-hitter into the seventh inning before Cory Aldridge doubled with two outs...left the game with the scored tied at 0-0.

CAREER

2008—Spent most of the season at Double-A Midland but was promoted to Triple-A Sacramento Aug. 3 and combined for a 15-6 record and a 2.74 ERA in 28 games, 27 starts...the win total tied for fifth most in all of minor league baseball and he also tied for seventh in hit batters (16) and ranked 13th in innings pitched (171.0)...led the A's farm system in wins and innings pitched, ranked second in ERA and was third in strikeouts (131)...was named Texas League Pitcher of the Year after going 12-3 with a league leading 1.90 ERA in 22 starts for the RockHounds...also topped the circuit in wins, winning percentage (.800), opponents batting average (.229) and fewest base runners per nine innings (10.62)...had the fourth fewest walks per nine innings (2.36)...was also named to the TL Postseason All-Star Team and the Topps and *Baseball America* Double-A All-Star Teams...was named the fourth best prospect in the Texas League and the eight best prospect in the A's organization by *Baseball America*...combined at both stops to allow just six home runs in 171.0 innings, an average of one per 28.5 innings...opponents batted .253, including .244 by right-handed hitters and .272 by left-handers...five of his six home runs were hit by righties...allowed a .329 average to batters leading off an inning...his teams were a combined 17-10 (.630) in his starting assignments...tossed six or more innings in 19 of his 27 starting assignments, allowed two runs or fewer 19 times and walked two batters or fewer 21 times...led Midland in wins and innings (137.1) and tied for second in games started...allowed just three home runs in 137.1 innings and opponents hit .229...including .173 with runners in scoring position...was 7-1 with a 1.17 ERA in 11 starts on the road and did not allow a home run in 69.0 innings...allowed two home runs in a loss April 26 against San Antonio but would not allow another home run until Aug. 16 against Tacoma while pitching for Sacramento...had a 19-start, 121.0-inning, 506-batter homerless streak...struck out a season high 11 in 6.2 innings in a no decision May 1 against Corpus Christi...then put together a five-game winning streak from May 6 to June 4 (1.88 ERA)...finished May with a 4-0 record and a 2.17 ERA in six starts...then compiled a 1.65 ERA in five starts in June but was just 1-1...started for the South All-Stars in the Texas League All-Star Game June 25 and retired the side in order (1.0 ip, 1 so)...had his second five-game winning streak of the season when he went 5-0 with a 1.17 ERA in six starts in the month of July...tossed a season high 8.0 shutout innings and struck out 10 while allowing just four hits in a 6-0 win over Corpus Christi July 15...was named Texas League Pitcher of the Week, July 14-20, after going 2-0 with a 0.64 ERA in two starts...did not walk a batter and struck out 15 in 14.0 innings...was promoted to Sacramento Aug. 3 and was 3-3 with a 6.15 ERA in six games, five starts, with the River Cats...allowed a .340 opponents batting average...his lone relief appearance came Aug. 26 when

Vin Mazzaro, continued

he was the first pitcher in the resumption of the April 6 suspended game against Tacoma...was 1-0 with a 3.97 ERA in two postseason starts for the River Cats (11.1 ip, 12 h, 6 r, 5 er, 8 bb, 7 so).

2007—Was 9-12 with a 5.33 ERA in 28 starts for Single-A Stockton...tied for third in the California League in losses and ranked fourth in walks (71)...led Stockton in nearly every category, including wins, losses, starts, innings pitched (153.2) and strikeouts (115)...ranked third in the A's farm system in innings, seventh in strikeouts and tied for eighth in wins...allowed a .271 opponents batting average, which included .266 against left-handed hitters and .277 against right-handers...allowed just two home runs in 301 at bats against lefties but right-handers hit 11 in 285 at bats...was 4-3 with a 3.67 ERA and .224 opponents batting average in 13 starts at home and 5-9 with a 6.86 ERA and .312 opponents batting average in 15 starts on the road...tossed at least six innings in 15 of his 28 starts, allowed two runs or fewer 13 times and walked two batters or fewer 13 times...went 3-1 with a 2.25 ERA and .188 opponents batting average in five starts in the month of April...then went 2-3 with a 9.27 ERA and .381 opponents batting average in five starts in May...struck out a season high 12 batters June 7 against High Desert when he allowed one run on one hit and one walk in 7.0 innings...went 3-0 with a 4.55 ERA over a six-start stretch from June 28 to July 25.

2006—Made his professional debut with Single-A Kane County and was 9-9 with a 5.05 ERA in 24 starts...tied for the Cougars team lead in losses and ranked second in starts...tied for ninth in the A's farm system in wins...allowed a .310 opponents batting average, which included .287 by right-handed hitters and .346 by left-handers...was named the A's ninth best prospect by *Baseball America* entering the season...was the winning pitcher in his debut April 7 against Quad Cities (5.0 ip, 4 h, 2 r, 2 er, 1 bb, 2 so)...allowed a season high nine runs on nine hits in 3.1 innings May 4 against Fort Worth to run his season record to 2-3 with a 7.24 ERA over his first six starts...then went 4-1 with a 2.36 ERA over his next seven starts from May 9 to June 10...struck out a season high nine in a season high 8.0 innings for his ninth win Aug. 6 against Peoria...was placed on the disabled list Aug. 25 with a sprained right ankle and missed the remainder of the season.

PERSONAL/MISCELLANEOUS

Vincent Michael Mazzaro was signed by A's scout Jeff Bittiger Sept. 8, 2005...graduated from Rutherford (NJ) High School in 2005...was 7-1 with a 0.27 ERA, six walks and 91 strikeouts in 52 innings as a senior.

LIFETIME PITCHING RECORD

Year	Club	W	L	ERA	G	GS	CG	SHO	SV	IP	H	R	ER	HR	HB	BB	IBB	SO	WP	BK
2006	Kane County	9	9	5.05	24	24	0	0	0	119.1	146	81	67	7	11	42	0	81	10	3
2007	Stockton	9	12	5.33	28	28	0	0	0	153.2	159	97	91	13	13	71	0	115	13	1
2008	Midland	12	3	1.90	22	22	0	0	0	137.1	115	40	29	3	11	36	0	104	5	0
	Sacramento	3	3	6.15	6	5	0	0	0	33.2	49	26	23	3	5	9	0	27	2	0
2009	Sacramento	2	2	2.38	10	9	0	0	0	56.2	42	17	15	2	6	17	1	44	5	0
	OAKLAND	4	9	5.32	17	17	0	0	0	91.1	120	61	54	12	4	39	3	59	5	0
ML Totals		4	9	5.32	17	17	0	0	0	91.1	120	61	54	12	4	39	3	59	5	0

CAREER TRANSACTIONS

2005 — Selected by the Oakland Athletics organization in the 3rd round of the First-Year Player Draft. **2009** — On disabled list, September 8 to November 3.

MAZZARO'S CAREER BESTS

Low Hit Complete Game: None

Innings Pitched: 7.1, June 7, 2009 vs. Baltimore

Strikeouts: 8, June 28, 2009 vs. Colorado

Longest Winning Streak: 2 (twice), last: August 7 to 12, 2009

Longest Losing Streak: 8, June 12 to August 2, 2009

Longest Scoreless Streak: 17.2, June 2 to 12, 2009

**RIGHT-HANDED PITCHER****Height/Weight:** 6-3 / 225**Bats/Throws:** Right / Right**Birthdate:** July 11, 1984**Opening Day Age:** 25**Birthplace/Resides:** Houston, Texas / Lenexa, Kansas**Major League Service:** 73 days**Obtained:** Claimed off waivers from Pittsburgh, September 2, 2009**Contract Status:** First year of a one-year contract through 2010.**CAREER HIGHLIGHTS**

Has pitched for five different organizations in five professional seasons...was originally a fifth round pick of Los Angeles (NL) in the 2005 draft and made his Major League debut with the Dodgers in 2007...compiled an 11.05 ERA in five relief appearances and was dealt to Cleveland near the trading deadline in 2008...did not allow a run with two relief outings with Cleveland in 2008 and pitched for four different organizations in 2009 (Cleveland, Tampa Bay, Pittsburgh Oakland)...returned to the majors with the A's in September and did not yield an earned run in six outings...was named to the Southern League Midseason All-Star Team in 2007 after saving 19 games for Jacksonville...has struck out 408 in 345.1 career minor league innings, an average of 10.6 per nine innings.

2009 HIGHLIGHTS

Pitched for four different organizations in 2009 but his only Major League action came with Oakland in September...did not allow an earned run in six games and 8.1 innings with the A's...struck out 11 of the 29 batters he faced for an average of 11.88 strikeouts per nine innings...allowed a .111 opponents batting average and no extra base hits and now has a .183 (11 for 60) opponents average in his career...did not allow a hit to right-handed batters in 2009 (0 for 14, one walk) and left-handers were 3 for 13 (.231)...retired all six first batters he faced and stranded his only inherited runner...first batters faced are now 1 for 10 (.100) with two walks in his career...opponents were 0 for 7 with a walk when leading off an inning and 0 for 4 with runners in scoring position...was recalled by Oakland Sept. 19 when Sacramento's season ended and made his A's debut the next day against Cleveland...allowed an unearned run in a career-high tying 2.0 innings against the Indians, but did not allow a run over his final five games and 6.1 innings.

MINORS: Combined for a 0-0 record and a 4.37 ERA in 44 games, two starts, with Columbus, Durham, Indianapolis and Sacramento, all Triple-A affiliates...walked 30, struck out 61 and yielded nine home runs in 68.0 innings...opponents batted .257, which included .242 (40 for 165) against right-handed hitters and .280 (28 for 100) against left-handers...his opponents average dropped to .184 with runners in scoring position...allowed 7 of 13 (53.8%) inherited runners to score and was charged with two blown saves...was with Cleveland during Spring Training but was optioned to Columbus March 19...compiled a 5.52 ERA in 25 games, two starts, with the Clippers...his two starts lasted 3.0 innings each and came in consecutive outings May 23 at Buffalo and May 26 against Charlotte...struck out a season-high four in his first outing April 11 at Louisville and matched that April 27 at Toledo...was traded to Tampa Bay July 2 for Winston Abreu and was assigned to Durham where he posted a 3.38 ERA in 10 relief appearances...walked 10 and struck out 15 in 13.1 innings...held left-handed hitters to a .190 batting average and opponents were 2 for 17 (.118) with RISP...was designated for assignment Aug. 7 and claimed off waivers by Pittsburgh Aug. 12...was assigned to Indianapolis and did not allow a run in six of his seven outings for a 1.17 ERA...walked just one and struck out eight in 7.2 innings and allowed a .120 opponents average...righties were just 1 for 20 (.050)...was designated for assignment again Aug. 31 and was claimed off waivers by the A's Sept. 2...was assigned to Sacramento and did not allow a run or hit in three regular season appearances (3.0 ip)...also held the opposition scoreless in four postseason outings (4.2 ip, 1 h, 3 bb, 2 so).

CAREER

2008—Power arm was impressive in a brief look with Cleveland in September after being acquired from the Los Angeles Dodgers at the trade deadline for infielder Casey Blake...began the year in the Dodgers organization and was used in a starting role at Triple-A Las Vegas, going 5-10 with a 4.97 ERA in 21 games, 20 starts...his best month was April when he went 2-1 with a 2.45 ERA in five starts...struck out 25 in 25.2 innings...Pacific Coast League batters hit .289 off him with seven home runs...left-handed

John Meloan, continued

batters hit .258 and right-handers batted .318 with six home runs...batters hit .295 with runners on and .283 with runners in scoring position...was assigned to Triple-A Buffalo after the trade and made 12 relief appearances for the Bisons...International League hitters batters .235 off him with one home run allowed in 14.2 innings...righties were 5 for 25 (.200) and batters were 2 for 14 (.143) with runners in scoring position...recalled to Cleveland when rosters expanded Sept. 1 and made his Indians debut Sept. 13 (day) against Kansas City (1.0 ip, 2 so)...also appeared in relief Sept. 21 against Detroit (1.0 ip, 1 bb)...prior to the 2008 season, he was named the eighth best prospect in the Dodgers organization by *Baseball America*.

2007—Made his Major League debut Sept. 1, tossing 2.0 scoreless innings at San Diego...struck out Khalil Greene in that game for his first ML strikeout...appeared in five big league games during the season's final month, posting an 11.05 ERA...was named to the Southern League All-Star team at mid-season...named the Dodgers' Minor League Pitcher of the Month in June when he posted a 0.68 ERA and held opposing hitters to a .130 batting average...was named the Double-A Reliever of the Year by milb.com...held minor league hitters to a .156 average, which was tied for third in minor league baseball among all relievers...was rated the best reliever in the Southern League by *Baseball America* in its "Best Tools" issue...in his two combined stops, he went 7-2 with a 2.03 ERA...was 5-2 with a 2.18 ERA and 19 saves in 35 games for Double-A Jacksonville before being promoted to Triple-A Las Vegas...while with the 51s, he went 2-0 with a 1.69 ERA and one save in 14 games prior to being promoted to the Dodgers...held right-handed hitters to a .114 batting average while with Las Vegas.

2006—Moved through three minor league levels...split time between Single-A Columbus and Vero Beach and Double-A Jacksonville, combining to go 3-1 with one save and a 1.90 ERA with 91 strikeouts in 21 games, including three starts...was placed on the seven-day DL May 12 with a right foot infection...activated May 25...dominated at Columbus, going 1-1 with one save and a 1.54 ERA in 12 games while limiting opposing hitters to a .118 average...called up to Vero Beach July 8 and appeared in four games, three starts, for the Dodgers, compiling a 1-0 record with a 2.50 ERA...fanned 27 and walked just four...promoted to Jacksonville Aug. 7 and closed out the year going 1-0 with a 1.69 ERA and 23 strikeouts in five games for the Suns...the opposition went a paltry 3 for 35 (.086) against him...was impressive while representing the Dodgers in the Arizona Fall League for the Mesa Solar Sox...in 14 games, he was 2-0 with one save and a 1.96 ERA...earned a spot in the "Rising Stars Showcase"...ranked the seventh best prospect and as having the best slider among Dodger prospects, according to *Baseball America*

2005—Made his professional debut at Rookie-level Ogden, going 0-2 with one save and a 3.69 ERA in 16 games, six starts...held batters to a .210 average.

PERSONAL/MISCELLANEOUS

Jonathan Michael Meloan...attended Taylor High School in Houston, Texas where he was an All-State pitcher, leading the Greater Houston area in strikeouts in 2002...tossed a school-record three no-hitters during his career, including a 20-strikeout no-no against Mayde Creek High School his senior year...earned a pair of varsity letters in football and was named to the all-district football team after leading Taylor in receptions and touchdowns catches...was an academic all-district honoree and a member of the National Honor Society...was nominated for acceptance into the US Air Force Academy...attended the University of Arizona from 2003-2005...went 4-1 with two saves in 20 appearances, two starts, in 2003...pitched in the Cape Cod League for the Yarmouth-Dennis Red Sox in the summer of 2003...led the Wildcats to their first College World Series in 18 years by going 10-0 in 2004...went 10-3 in 2005 for the Wildcats.

ROOKIE RULE

The Baseball Writers Association of America considers a player a rookie unless during the previous season or seasons he has (a) exceeded 130 at-bats or 50 innings pitched in the major leagues; or (b) accumulated more than 45 days on the active roster of a major league club (excluding military service), during the 25-player limit. The 25-player limit is in effect from Opening Day until August 31.

There are 10 rookies on the A's 40-man roster: Bobby Cassevah, Chris Carter, Fautino De Los Santos, Pedro Figueroa, Brad Kilby, John Meloan, Clayton Mortensen, Henry Rodriguez, Justin Souza and Steve Tolleson

LIFETIME PITCHING RECORD

Year	Club	W	L	ERA	G	GS	CG	SHO	SV	IP	H	R	ER	HR	HB	BB	IBB	SO	WP	BK	
2005	Ogden	0	2	3.69	16	6	0	0	1	39.0	30	16	16	4	2	18	0	54	6	1	
2006	Columbus	1	1	1.54	12	0	0	0	1	23.1	9	5	4	2	0	7	0	41	0	0	
	Vero Beach	1	0	2.50	4	3	0	0	0	18.0	15	6	5	2	1	4	0	27	2	0	
2007	Jacksonville	1	0	1.69	5	0	0	0	0	10.2	3	2	2	1	0	5	0	23	0	0	
	Jacksonville	5	2	2.18	35	0	0	0	19	45.1	24	13	11	3	2	18	0	70	3	0	
	Las Vegas	2	0	1.69	14	0	0	0	1	21.1	12	5	4	2	1	9	0	21	1	0	
	LOS ANGELES (NL)	0	0	11.05	5	0	0	0	0	7.1	8	9	9	1	1	8	0	7	0	0	
2008	Las Vegas	5	10	4.97	21	20	0	0	0	105.0	119	72	58	7	9	60	1	99	2	2	
	Buffalo	0	1	4.30	12	0	0	0	0	14.2	12	8	7	1	1	9	0	12	0	0	
	CLEVELAND	0	0	0.00	2	0	0	0	0	2.0	0	0	0	0	0	1	0	2	0	0	
	Columbus	0	0	5.52	25	2	0	0	0	44.0	52	27	27	6	1	17	0	37	1	0	
2009	Durham	0	0	3.38	10	0	0	0	0	13.1	13	5	5	2	1	10	1	15	1	0	
	Indianapolis	0	0	1.17	6	0	0	0	0	7.2	3	1	1	1	1	0	1	0	8	0	0
	Sacramento	0	0	0.00	3	0	0	0	0	3.0	0	0	0	0	0	2	0	1	0	0	
	OAKLAND	0	0	0.00	6	0	0	0	0	8.1	3	1	0	0	0	2	0	11	0	0	
AL Totals		0	0	0.00	8	0	0	0	0	10.1	3	1	0	0	0	3	0	13	0	0	
NL Totals		0	0	11.05	5	0	0	0	0	7.1	8	9	9	1	1	8	0	7	0	0	
ML Totals		0	0	4.58	13	0	0	0	0	17.2	11	10	9	1	1	11	0	20	0	0	

2010 ATHLETICS

CAREER TRANSACTIONS

2005 — Selected by the Los Angeles Dodgers organization in the 5th round of the First-Year Player Draft. **2008** — Traded to the Cleveland Indians with Carlos Santana for Casey Blake and cash considerations, July 26. **2009** — Traded to the Tampa Bay Rays organization for Winston Abreu, July 2. Claimed off waivers by the Pittsburgh Pirates, August 12. Claimed off waivers by the Oakland Athletics, September 2.

MELOAN'S CAREER HIGHS

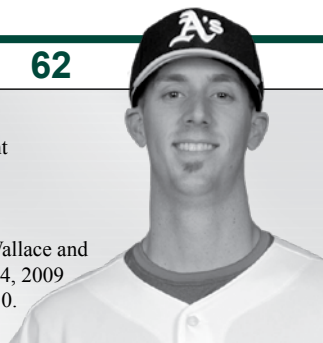
Low Hit Complete Game: None
Innings Pitched: 2.0 (five times), last: September 30, 2009 at Seattle
Strikeouts: 4, September 20, 2007 at Colorado
Longest Winning Streak: None
Longest Losing Streak: None
Longest Scoreless Streak: 6.1, September 23, 2009 to present

CLAYTON MORTENSEN

62

RIGHT-HANDED PITCHER

Height/Weight: 6-4 / 180 **Bats/Throws:** Right / Right
Birthdate: April 10, 1985 **Opening Day Age:** 24
Birthplace/Resides: Rexburg, Idaho / Rexburg, Idaho
Major League Service: 35 days
Obtained: Acquired from the St. Louis Cardinals with Brett Wallace and Shane Peterson in exchange for Matt Holliday and cash, July 24, 2009
Contract Status: First year of a one-year contract through 2010.



CAREER HIGHLIGHTS

Made his Major League debut with St. Louis in 2009 in just his third professional season and was dealt to Oakland in the Matt Holliday trade...had a 6.00 ERA in one relief appearance with the Cardinals and went 2-4 with a 7.81 ERA in six starts with Oakland...was originally drafted by St. Louis as a compensation pick following the first round of the 2007 First-Year Player Draft (36th selection overall)...was named the Cardinals' seventh best prospect by *Baseball America* following the 2007 season and the sixth best after 2008...combined for nine wins with Memphis and Sacramento in 2009 after winning nine games total over his first two professional seasons.

2009 HIGHLIGHTS

Was acquired by the A's from St. Louis in the Matt Holliday trade and went 2-4 with a 7.81 ERA in six starts with Oakland...made his Major League debut in just his third professional season with a relief appearance for St. Louis earlier in the season (6.00 ERA)...was 2-4 with a 7.63 ERA in seven games,

Clayton Mortensen, continued

six starts, overall in his first season in the majors...yielded six home runs in 30.2 innings and struck out 13 while also walking 13...allowed a .328 opponents batting average, including .317 (19 for 60) by left-handed hitters and .338 (23 for 68) by right-handers...allowed four of his six home runs to lefties...had 10 walks and 7 strikeouts against lefties and 3 walks and 6 strikeouts against righties...opponents hit .406 with runners in scoring position and .452 when leading off an inning...the A's were 2-4 (.333) in his starting assignments...tossed at least six innings in just two of his six starts, allowed six runs or more three times and walked two batters or fewer three times.

MAJORS: Began the season at Triple-A Memphis and was 7-4 with a 4.24 ERA in 14 starts when he was selected by St. Louis June 29...made his ML debut that day against San Francisco and pitched the final three innings of St. Louis' 10-0 loss...allowed six runs, two earned, on five hits and a walk while striking out two...was optioned back to Memphis July 1 after appearing in just one game...was traded to the Oakland organization with Brett Wallace and Shane Peterson for Matt Holliday and cash considerations July 24...was assigned to Triple-A Sacramento and had no decisions and a 1.64 ERA in two starts before he was brought up to Oakland Aug. 8...started that day and was the losing pitcher in a 12-6 loss at Kansas City, allowing eight runs on eight hits in 4.0 innings...was optioned back to Sacramento the next day but returned to Oakland Sept. 4 to take Vin Mazzaro's spot in the starting rotation...went 2-3 with a 6.08 ERA in five starts in September...earned his first Major League win in the A's 12-5 victory at Minnesota Sept. 11...allowed a leadoff home run to Span in the bottom of the first but then shutout the Twins on four hits and two walks the rest of the way...tossed 6.0 innings and did not strike out a batter...also won his next start Sept. 17 against Cleveland but lost each of his final two starts, allowing 13 runs on 14 hits in 5.2 innings, including Sept. 30 at Seattle when he yielded six runs on eight hits in just 1.0 inning.

MINORS: Was 7-6 with a 4.37 ERA in 17 starts with Memphis and 2-2 with a 4.45 ERA in six starts with Sacramento...combined for a 9-8 record and a 4.39 ERA in 23 starts overall...the wins were the best of his three professional seasons...allowed a .271 opponents batting average, which included a .273 (75 for 275) mark against right-handed hitters and .270 (68 for 252) against left-handers...held the opposition to a .221 average with runners in scoring position, including .190 with RISP and two outs...yielded 13 home runs in 137.1 innings, an average of 0.85 per nine innings...his teams were 12-11 (.522) in his starting assignments...tossed six or more innings in 15 of his 23 starts, allowed two runs or fewer 11 times and walked two batters or fewer 13 times...allowed just one earned run in each of his first five starts at Memphis, going 2-1 with a 1.44 ERA...then lost each of his next two starts, allowing six runs in 6.0 innings May 10 at Iowa and seven runs in 5.0 innings May 15 against Las Vegas...followed that with a season-best four-game winning streak from May 22-June 7 (2.39 ERA)...capped the streak June 7 against New Orleans when he tossed a complete game six-hitter in the Redbirds' 12-1 win...did not walk a batter and struck out a season-high eight...allowed a season-high nine runs in 3.1 innings in a loss June 18 at Iowa...was promoted to St. Louis June 29 and went 0-2 with a 4.95 ERA in three starts following his option July 1 and before his trade to the A's organization...allowed just one run in each of his first two starts with the River Cats but had a no decision in each outing...allowed nine hits and walked seven in 11.0 innings before he was promoted to Oakland Aug. 8...went 2-2 with a 5.91 ERA in four starts from Aug. 14 to 29...allowed six runs in a season low 3.0 innings in a loss on Aug. 14 against his former team, Memphis.

CAREER

2008—Began his first professional spring training in Major League camp, the first Cardinals pitcher to leap from the draft to big-league camp since Braden Loper in 1997...he became the fourth pitcher to do so since 1992 (also Allen Watson & Brian Barber)...split his second season in pro ball between Double-A and Triple-A...made 11 starts for Double-A Springfield in April and May before his promotion to Triple-A Memphis in June...earned Texas League Pitcher of the Week honors May 19-25...strung together four-straight wins in his starts from June 18 to July 3...was 3-1 with a 3.03 ERA in his five June starts for Memphis...was tough on right-handed batters (.179 at Memphis and .226 at Springfield), but struggled against left-handed hitters (.377 at Memphis and .310 at Springfield)...his 10 combined losses tied for the organizational lead...ranked as the organization's sixth-best prospect by *Baseball America*.

2007—Impressive in his initial professional season, he earned a promotion from short-season Batavia to Single-A Quad Cities...was selected in the supplemental 1st round as compensation for the loss of free-agent pitcher Jeff Suppan to the Brewers...his first professional win came June 30 against Mahon-

ing Valley, allowing no runs on one hit in 5.0 innings pitched...allowed just four earned runs in 24.1 innings (1.48 ERA) spanning six August starts for Quad Cities, though he did not post a win...rated as the seventh best Cardinals prospect by *Baseball America*.

PERSONAL/MISCELLANEOUS

Clayton Grant Mortensen was originally signed by St. Louis scout Jay North...attended Gonzaga University and was voted the West Coast Conference's Pitcher of the Year after he went 9-2 with a 3.92 ERA and fanned 122 batters in 119.1 innings pitched as a senior in 2007...completed West Coast Conference play with a 1.60 ERA and perfect 6-0 record...played two seasons at Treasure Valley Community College in Ontario, Ore. (2004 and 2005) before transferring to Gonzaga...is the highest June draft pick in the history of Gonzaga's baseball program...was named a Louisville Slugger Third Team All-America by *Collegiate Baseball* in 2007...graduated from Madison High School in Rexburg, Idaho...his brother, Damon Mortensen, played football at Ricks College.

LIFETIME PITCHING RECORD

Year	Club	W	L	ERA	G	GS	CG	SHO	SV	IP	H	R	ER	HR	HB	BB	IBB	SO	WP	BK
2007	Batavia	1	1	1.77	6	4	0	0	0	20.1	13	4	4	0	2	11	0	23	1	0
	Quad Cities	0	2	3.12	10	10	0	0	0	40.1	44	17	14	2	4	8	0	45	2	0
2008	Springfield	3	4	4.22	11	11	0	0	0	59.2	59	31	28	6	4	22	0	48	4	0
	Memphis	5	6	5.51	15	14	0	0	0	80.0	87	50	49	12	6	42	1	57	14	1
2009	Memphis	7	6	4.37	17	17	1	0	0	105.0	103	58	51	11	4	34	0	82	3	0
	ST. LOUIS	0	0	6.00	1	0	0	0	0	3.0	5	6	2	1	1	1	0	2	0	0
	Sacramento	2	2	4.45	6	6	0	0	0	32.1	40	20	16	2	0	14	0	18	2	0
	OAKLAND	2	4	7.81	6	6	0	0	0	27.2	37	28	24	5	2	12	0	11	1	0
AL Totals		2	4	7.81	6	6	0	0	0	27.2	37	28	24	5	2	12	0	11	1	0
NL Totals		0	0	6.00	1	0	0	0	0	3.0	5	6	2	1	1	1	0	2	0	0
ML Totals		2	4	7.63	7	6	0	0	0	30.2	42	34	26	6	3	13	0	13	1	0

CAREER TRANSACTIONS

2005 — Selected by the Tampa Bay Devil Rays organization in the 25th round of the First-Year Player Draft, did not sign. **2007** — Selected by the St. Louis Cardinals organization as a supplemental pick (36th selection overall) following the first round of the First-Year Player Draft. **2009** — Traded to the Oakland Athletics with Brett Wallace and Shane Peterson for Matt Holliday and cash considerations, July 24.

MORTENSEN'S CAREER BESTS

Low Hit Complete Game: None
Innings Pitched: 7.0, September 4, 2009 vs. Seattle
Strikeouts: 5, August 8, 2009 at Kansas City
Longest Winning Streak: 2, September 11 to 17, 2009
Longest Losing Streak: 2 (twice), last: September 23, 2009 to present
Longest Scoreless Streak: 9.0, September 11 to 17, 2009

JOSH OUTMAN

55

LEFT-HANDED PITCHER

Height/Weight: 6-1 / 200 **Bats/Throws:** Left / Left
Birthdate: September 14, 1984 **Opening Day Age:** 25
Birthplace/Resides: St. Louis, Missouri / St. Louis, Missouri
Major League Service: 1 year, 27 days
Obtained: Acquired from the Philadelphia Phillies with Adrian Cardenas and Matt Spencer for pitcher Joe Blanton, July 17, 2008
Contract Status: First year of a one-year contract through 2010.



CAREER HIGHLIGHTS

Made his Major League debut with Oakland in 2008 as a September call-up and then went 4-1 with a 3.48 ERA in 14 games, 12 starts, in 2009 before undergoing "Tommy John" surgery in June...compiled a 35-18 record and a 2.99 ERA (147 er in 442.1 ip) in 107 career appearances, including 67 starts, in four seasons in the minor leagues...allowed a .228 (374 for 1637) opponents batting average...was originally drafted by Philadelphia in the 10th round of the 2005 draft and was dealt to the A's in the Joe Blanton

trade in July of 2008...led all Philadelphia minor leaguers with 151 strikeouts in 2007 and ranked second with a 2.99 ERA...led the Florida State League in ERA in 2007 (2.45)...was rated the sixth best prospect in the Phillies' minor league system following the 2006 season.

2009 HIGHLIGHTS

Began the season as the A's fifth starter but the rookie left-hander solidified his spot in the rotation by May and was 4-1 with a 3.48 ERA in 14 games, 12 starts, before an elbow injury in mid-June led to season-ending "Tommy John" surgery June 30...held the opposition to a .212 batting average, including .123 (7 for 57) against left-handed hitters and .238 (46 for 193) against right-handers...had a .180 on-base percentage and .193 slugging percentage against lefties, while allowing eight of his nine home runs and 21 of his 25 walks to righties...his career splits are .150 (12 for 80) against left-handers and .274 (75 for 274) against righties...has yielded nine of his 10 career home runs to right-handers...allowed a .188 average to batters leading off an inning and .211 with runners in scoring position...has yielded a .197 (14 for 71) career mark with RISP...opponents hit .270 with seven home runs over his first 45 pitches in a game and .153 with two home runs after that...now has a .310 (57 for 184) career opponents average over his first 45 pitches in a game and .176 (30 for 170) after that...held the opponents three and four hitters to a .180 batting average...went 3-0 with a 3.49 ERA in five starts in Oakland...was 3-0 with a 2.89 ERA in three starts against American League Central teams...the A's were 8-4 (.667) in his starting assignments in 2009 and are 9-7 (.563) in his career starts...tossed six or more innings in eight of his 12 starts, allowed two runs or fewer five times and walked two batters or fewer eight times.

OAKLAND: Began the season in the A's starting rotation and had no decisions and a 6.48 ERA in two starts...with a rainout April 20 at New York and off days April 23 and 27, he was moved to the bullpen and made relief appearances on consecutive days April 21 and 22 at New York...retired six of the seven batters that he faced (2.0 ip, 1 h, 3 so)...returned to the rotation May 3 and went 4-1 with a 3.16 ERA and .198 opponents batting average over his final 10 starts...had a 4.79 ERA over his first six games, four starts, before picking up his first win of the season May 13 against Kansas City...that began a career best four-game winning streak that ran through June 8...compiled a 2.31 ERA and held the opposition to a .176 batting average during the streak, which spanned six starts...it matched the longest winning streak by an A's starter in 2009...tossed 6.0 shutout innings May 19 at Tampa Bay to extend his scoreless streak to a career-high 10.0 innings, but ended up with a no decision in the A's 4-1, 11-inning win...tossed a career-high 7.2 innings and also issued a career-high five walks without striking out a batter in a 6-2 win over Arizona May 24...struck out a career-high nine batters in his next start in the first game of the doubleheader May 29 at Texas...finished May 2-0 with a 2.45 ERA in six starts and had the ninth lowest May ERA in the AL...was charged with his only loss of the season June 13 at San Francisco and then lasted just 1.2 innings June 19 at San Diego...was placed on the 15-day disabled list June 24 retroactive to June 20 and had ligament replacement surgery on his left elbow June 30...also had a bone spur removed from the elbow.

CAREER

2008—Began the season with Double-A Reading in the Philadelphia organization but finished it in the starting rotation for Oakland...was selected by the A's following the conclusion of Triple-A Sacramento's regular season Sept. 2 and went 1-2 with a 4.56 ERA in six games, four starts...his first two appearances with the A's came in relief (6.23 ERA) but his final four outings were starts and he was 1-2 with a 4.22 ERA in his starting assignments...allowed just one home run in 25.2 innings, and it came in relief...did not allow a home run in 21.1 innings as a starter...his .327 opponents batting average broke down to .217 against left-handed hitters and .358 against right-handers...opponents batted .380 with the bases empty and .182 with runners in scoring position...opponents were 0 for 12 with RISP and two outs...yielded a .387 batting average over his first 60 pitches in a game and .172 after that...made his Major League debut in relief Sept. 2 at Kansas City and pitched 2.0 scoreless innings (2 h, 2 so)...struck out the first batter he faced, Mark Teahen...pitched in relief again Sept. 8 at Detroit before moving into the starting rotation...picked up his first ML win in his first start Sept. 13 against Texas, a 7-1 A's victory...allowed just one run on four hits and two walks in 5.0 innings...his first loss came in start number two Sept. 18 against Los Angeles and he allowed three earned runs in each of his final three starts, going 0-2 with a 4.96 ERA...combined for a 7-4 record, one save and a 3.11 ERA in 42 games, 11 starts, with Reading, Double-A Midland and Sacramento...had 52 starts and just two relief appearances over his previous two seasons...allowed a .244 opponents batting average, which included a .202 mark against left-handed hitters and .260 against right-handers...opponents hit .221 with runners in scoring position...yielded just five home runs in 98.1 innings, or one per 0.46 per nine innings...was 3-2 with

a 3.21 ERA in his 11 starting assignments and 4-2 with a 3.02 ERA in 31 relief appearances...was 4-1 with a 1.81 ERA and .208 opponents batting average in 24 games in his home ballparks...was 5-4 with a save and a 3.20 ERA in 33 games, five starts, with Reading...began the season in the Phillies starting rotation and went 1-2 with a 3.16 ERA in his five starts...his lone win as a starter came in his final start April 26 against Connecticut when he struck out a season high nine while allowing two runs on four hits in 5.0 innings...spent the rest of his time in the Phillies organization pitching in relief...went 4-0 with a save and a 2.03 ERA over his final 16 appearances...was credited with his first professional save July 3 against New Britain when he tossed the final 2.1 innings (2 h, 1 bb, 2 so) of Reading's 6-2 win...was traded to Oakland along with Adrian Cardenas and Matt Spencer July 17 and was assigned to Double-A Midland...went 1-0 with a 4.26 ERA in four starts for the RockHounds...picked up the win in his final Double-A outing Aug. 7 at Northwest Arkansas when he tossed 5.0 shutout innings...was promoted to Sacramento Aug. 12 and went 1-0 with a 1.76 ERA in five games, two starts, with the River Cats...his first three outings were in relief (1.50 ERA) before going 1-0 with a 1.93 ERA in two starts...struck out seven in 5.1 scoreless innings to post the win in his final minor league start Aug. 28 at Tacoma.

2007—Went a combined 12-7 with a 2.99 ERA in 27 games, 25 starts, for Single-A Clearwater and Double-A Reading...led all Phillies minor leaguers in strikeouts (151) and finished second in ERA...began his season with Clearwater and finished with the best ERA (2.45) in the Florida State League...named to the FSL Postseason All-Star Team...allowed one or zero earned runs in 11 of his 18 starts with Clearwater...pitched 6.0 no-hit innings July 7 against Ft. Myers and had a season-high 12 strikeouts July 18 vs. St. Lucie...had a 1.72 ERA in his final six starts before being promoted to Reading July 24...held Double-A left-handed hitters to a .209 average...batted .364 (4 for 11) with two RBI...pitched for Peoria in Arizona Fall League following the season and was 0-1 with a 5.87 ERA in three starts...also pitched for the World Cup-winning Team USA, going 1-0 with a 1.50 ERA in two starts.

2006—Spent the season with Single-A Lakewood and ranked second in the South Atlantic League in strikeouts (161), third in wins (14) and fourth in ERA (2.95)...was named Phillies Minor League Pitcher of the Week three times: June 12-18 (1-0, 0.00 ERA), July 31-Aug. 6 (2-0, 0.00 ERA) and Aug. 21-27 (2-0, 0.75 ERA)...won Phillies Minor League Pitcher of the Month honors for August when he went 5-0 with a 0.28 ERA...pitched a one-hit shutout Aug. 5 at Kannapolis (7.0 ip, 3 bb, 9 so)...it was the first shutout of his career...won six straight decisions from July 31 to Aug. 27 and posted a 0.23 ERA over that stretch...struck out 10 or more batters three times during the season, including a season high 12 June 16 vs. Lake County...held opponents to a .213 average...rated the sixth best prospect in Phillies minor league system by *Baseball America* following the season

2005—Made his professional debut at Batavia and was 2-1 with a 2.76 ERA in 11 games, four starts.

PERSONAL/MISCELLANEOUS

Joshua S. Outman...married Ashley Boehner (January 27, 2007)...is a 2002 graduate of Lindbergh High School where he played baseball and ran cross country...attended Central Missouri State and majored in dietetics...was 10-2 as a junior and led the Mules to the NCAA Division II World Series.

LIFETIME PITCHING RECORD

Year	Club	W	L	ERA	G	GS	CG	SHO	SV	IP	H	R	ER	HR	HB	BB	IBB	SO	WP	BK
2005	Batavia	2	1	2.76	11	4	0	0	0	29.1	23	14	9	1	2	14	0	31	3	0
2006	Lakewood	14	6	2.95	27	27	1	1	0	155.1	119	61	51	5	8	75	0	161	12	1
2007	Clearwater	10	4	2.45	20	18	0	0	0	117.1	104	35	32	7	5	54	0	117	4	0
	Reading	2	3	4.50	7	7	1	1	0	42.0	38	25	21	5	1	23	1	34	2	0
2008	Reading	5	4	3.20	33	5	0	0	1	70.1	68	27	25	3	2	37	0	66	3	0
	Midland	1	0	4.26	4	4	0	0	0	12.2	13	7	6	1	0	3	0	5	1	0
	Sacramento	1	0	1.76	5	2	0	0	0	15.1	9	3	3	1	0	5	1	15	2	0
	OAKLAND	1	2	4.56	6	4	0	0	0	25.2	34	14	13	1	2	8	1	19	1	0
2009	OAKLAND	4	1	3.48	14	12	0	0	0	67.1	53	30	26	9	0	25	0	53	1	0
ML Totals		5	3	3.77	20	16	0	0	0	93.0	87	44	39	10	2	33	1	72	2	0

CAREER TRANSACTIONS

2005 — Selected by the Philadelphia Phillies organization in the 10th round of the First-Year Player Draft. **2008** — Traded with Adrian Cardenas and Matt Spencer to the Oakland Athletics for pitcher Joe Blanton, July 17. **2009** — On disabled list, June 20 to November 3.

OUTMAN'S CAREER BESTS

Low Hit Complete Game: None

Innings Pitched: 7.2, May 24, 2009 vs. Arizona. As reliever: 2.1, September 8, 2008 at Detroit

Strikeouts: 9, May 29, 2009 at Texas. As reliever: 2 (twice), last: April 21, 2009 at New York (AL)

Longest Winning Streak: 4, May 13 to June 8, 2009

Longest Losing Streak: 2, September 18 to 28, 2008

Longest Scoreless Streak: 10.0, May 13 to 19, 2009

ERIC PATTERSON

1



INFIELDER/OUTFIELDER

Height/Weight: 6-0 / 168

Bats/Throws: Left / Right

Birthdate: April 8, 1983

Opening Day Age: 26

Birthplace/Resides: Tallahassee, Florida / Kennesaw, Georgia

Major League Service: 144 days

Obtained: Acquired from the Chicago Cubs with pitcher Sean Gallagher, catcher Josh Donaldson and outfielder Matt Murton for pitchers Rich Harden and Chad Gaudin, July 8, 2008

Contract Status: First year of a one-year contract through 2010.

CAREER HIGHLIGHTS

Made his Major League debut with Chicago (NL) in 2007 and hit .239 in 20 games over two seasons before he was dealt to Oakland in the Rich Harden trade in the middle of the 2008 season...has a .231 average in 69 games with the A's over the last two seasons...was originally drafted by the Cubs in the eighth round of the 2004 draft and is a .303 (687 for 2264) career hitter with a .368 on-base percentage and .478 slugging percentage in 572 games over five minor league seasons...also has 132 doubles, 43 triples, 59 home runs, 301 RBI and 175 stolen bases...set a Sacramento club record with 43 stolen bases in 2009...was named to the Pacific Coast League postseason All-Star team in 2007 and 2008...won the Midwest League batting title in his first professional campaign after hitting .333 for Peoria in 2005...named to the Midwest League postseason All-Star team, was awarded the team's Most Valuable Player award and was named the Cubs Minor League Player of the Year.

2009 HIGHLIGHTS

Spent most of the season at Triple-A Sacramento and batted .307 with 91 runs scored, 29 doubles, 11 triples, 12 home runs, 56 RBI, 52 walks and 43 stolen bases in 110 games...ranked second in the Pacific Coast League in triples and stolen bases and fourth in runs...the steals and triples were the most in the A's farm system and he ranked third in runs and fifth in batting...also hit .287 with a home run and 11 RBI in 39 games over three stints with Oakland...added 14 walks for a .373 on-base percentage...stole six bases and was caught stealing just once...is now 14 for 15 (93.3%) in stolen base attempts in two seasons with the A's...is 16 for 18 (88.9%) in his career...went 5 for 30 (.167) with no walks and one stolen base in 12 games over his first two stints and then batted .344 with 14 walks (.456 on-base percentage) and five stolen bases in 27 games during his final stint that ran from Aug. 28 through the end of the season...started games at four different positions, including 20 in left field, four in center field, three at second base and one in right field...hit .375 (6 for 16) against left-handed pitching and .269 (21 for 78) against right-handers...now has a .282 (11 for 39) career average against lefties and .223 (43 for 193) against righties...batted .315 with the bases empty and .217 with runners in scoring position...now has a .197 (12 for 61) career average with RISP...was 10 for 23 (.435) with three walks (.500 on-base percentage) when leading off an inning...hit .344 in 13 day games and .258 in 26 games at night...made all 28 of his starts in the bottom three spots in the order and had his best success with a .375 average in 10 games batting eighth...pinch ran six times and scored four runs and stole a base in those games.

OAKLAND: Was recalled from Sacramento for the first time April 29 and went 1 for 8 (.125) in two starts at second base before he was optioned May 4...recalled for a second time July 24 and hit .182 (4 for 22) with four RBI and 10 strikeouts in 10 games, all in the outfield, before he was sent back to Sacramento Aug. 5...returned for good Aug. 28 and started 19 of the A's final 35 games, including each of the last 12 (11 in left field, one at second base)...went 6 for 26 (.231) over the first 15 games during his third stint and 16 for 38 (.421) over his final 12...matched his career-high with three hits Sept. 11 at Minnesota and Sept. 29 at Seattle...had a career-high three RBI Sept. 24 against Texas.

SACRAMENTO: Set a Sacramento record with 43 stolen bases and became just the second player in River Cats history to reach double figures in doubles (29), triples (11), home runs (12) and stolen bases...led the River Cats in batting (.307), runs (91), hits (143), triples and steals, tied for the lead in doubles and ranked second in walks (52)...had minor league career-highs in doubles and matched his best in triples and extra base hits (52)...batted .336 (108 for 321) with 10 of his 12 home runs against right-handed pitching, compared to .241 (35 for 145) against left-handers...slugged .555 against righties and .359 against lefties...appeared in 48 games at second base, 29 in center field, 19 in left field, 10 at third base and one at first base...committed just three errors as a second baseman for a .988 fielding percentage...hit .317 with runners in scoring position and .301 when leading off an inning...was 6 for 12 (.500) with a double, a walk and 10 RBI with the bases loaded...batted leadoff a team-leading 106 times and hit .310 with a .378 on-base percentage in those games...also batted third twice and ninth twice...hit six of his 12 home runs and five of his 11 triples in the first inning...was the only player in the PCL with two five-hit games...went 5 for 5 May 15 against Albuquerque and 5 for 6 with his lone two-homer game of the season June 17 at Fresno...batted .329 in 19 games in April before his first promotion to Oakland April 29...then hit .326 in 71 games during his second stint from May 4 through July 23...fell a single short of the cycle May 8 at Las Vegas when he went 3 for 5 with a season-high five RBI...stole a season-high three bases May 19 against Round Rock and had nine stolen bases over a six-game stretch from May 15 to 21...had 10 multi-steal games in 2009...tripled in three consecutive games, June 14 to 16...reached base safely via hit or walk in 30 consecutive games from June 30 to Aug. 16...hit .346 (46 for 133) with 13 walks (.404 on-base percentage) during the streak...was named to the midseason Pacific Coast League All-Star team as an infielder and went 0 for 2 in the game against the International League All-Stars, July 15 at Portland...sandwiched a season best 13-game hitting streak around his second stint with the A's, going 27 for 59 (.458) with 18 runs, seven doubles, one triple, three home runs, 12 RBI, eight stolen bases and 10 multiple hit games from July 12 to Aug. 10...hit .388 in 19 games in July to boost his season batting average to .326 before his promotion to Oakland July 24...then batted .225 with 17 RBI in 20 games following his return.

CAREER

2008—Has acquired by the A's from the Chicago Cubs in the Rich Harden trade in July and had two stints with Oakland...went 0 for 10 in three games during his first stint from July 27 to 29 and hit just .195 in 27 games during his second stint that began Aug. 13...batted .174 with eight RBI and eight stolen bases in 30 games overall with Oakland after hitting .237 with a home run and seven RBI in 13 games with the Cubs...combined for a .192 batting average, one home run and 15 RBI in 43 games in the majors...was successful in 10 of 11 (90.9%) stolen base attempts...hit .217 against left-handed pitchers and .187 against right-handers...was 3 for 7 (.429) with six RBI with the bases loaded...hit .320 with his lone home run and six of his 15 RBI in seven interleague games, all with the Cubs...had a .162 average in his other 36 games...hit .139 against a pitcher the first time he saw him in a game and .275 after that...started 20 games at second base and 15 in left field...also made one appearance in center field with the Cubs June 26...committed four errors in 104 chances as a second baseman for a .962 fielding percentage...was at Triple-A Iowa when he was traded to Oakland July 8 with Sean Gallagher, Matt Murton and Josh Donaldson for Rich Harden and Chad Gaudin...was assigned to Triple-A Sacramento and hit .349 with three home runs and 12 RBI in 14 games before he was promoted to Oakland July 27...started three consecutive games in left field and went 0 for 10 with three walks and five strikeouts before he was optioned back to Sacramento July 30...hit .304 over his next 11 games with the River Cats and returned to Oakland for good Aug. 13...snapped a career long 0 for 16 streak in his first game back Aug. 13 against Tampa Bay...had his first career two steal game Aug. 21 at Seattle and stole seven bases over a 14-game span from Aug. 15 to 30...overall with Oakland, he had appeared in eight games in left field and one at second base before Mark Ellis was injured Aug. 22 at Seattle...replaced Ellis in that game and went on to start each of the next 15 games and 17 of the next 18 games at second base...went 12 for 60 (.200) over that stretch from Aug. 23 to Sept. 11 before Cliff Pennington took over as the A's starting second baseman...made his final start at second base Sept. 17 against Los Angeles and left the game in the fifth inning with a strained left hamstring...missed the remainder of the season...began the season at Triple-A Iowa but had three stints with the Cubs...went 0 for 6 with a RBI in three games during his first stint from April 16 to 18...appeared in just two games during his second stint from June 12 to 16 and was 2 for 8 (.250) with another RBI...was recalled for a third time June 21 and had a career high three hits that day against the Chicago White Sox...hit his first Major League home run the next day, a two-run shot off Javier Vazquez in the fifth inning of the Cubs' 7-1 win...went 7 for 24 (.292) with the home run, five RBI and five walks in eight games during his third stint before he was optioned to Iowa again July 3...in the minors, he batted .320 with six home runs, 28 RBI and 11 stolen bases in 52 games with Iowa and .330 with four home runs, 19 RBI and eight stolen bases in 25 games with Sacramento...combined for a .324 batting average, 10 home runs and 47 RBI in 77 games and was named to the Pacific

Eric Patterson, continued

Coast League Postseason All-Star Team...was successful in 19 of 21 (90.5%) stolen base attempts...hit .331 against right-handed pitching and .301 against left-handers...batted .389 with runners in scoring position...hit .327 with a .367 on-base percentage in 63 games batting in the leadoff spot...appeared in 68 games at second base, six in center field and two in right field...had a season high four hits May 21 at Omaha...had a 12-game minor league hitting streak from June 19 to July 20...hit .389 over that stretch with 17 runs scored, eight doubles, four home runs and 11 RBI...homered in three consecutive games from July 11-13.

2007—Spent a majority of the season with Triple-A Iowa and batted .297 with 14 homers and 65 RBI in 128 games...was a unanimous selection to the Pacific Coast League's All-Star team and was named the second baseman on the All-PCL team at season's end...had two stints with the Cubs, Aug. 6-14 and Sept. 1-3...appeared in seven games for the big league club...made his Major League debut Aug. 6 in Houston...picked up his first career hit Aug. 7 at Houston off Woody Williams...named to the Topps Triple-A All-Star team following the season...recognized as a *Baseball America* Triple-A All-Star...recorded a season-high 11-game hit streak May 7-18, batting .447 with three homers and nine RBI...homered in three straight games May 11-13...led the Iowa Cubs in games (128), runs (94), hits (153), triples (6), walks (54), stolen bases (24) and multi-hit games (44)...had a 5 for 6 performance July 24 at Colorado Springs, falling a home run shy of the cycle.

2006—Batted .276 with 10 triples and 46 stolen bases in 138 combined games for Double-A West Tenn and Triple-A Iowa...was named to the Southern League All-Star Game and the United States team in the Futures Game at PNC Park...appeared in 121 games for the Diamond Jaxx before being promoted to Iowa in Aug. where he hit .358 in 17 games for the I-Cubs...hit in 14 of 17 games for the I-Cubs, including his first nine games (15 for 36, .417)...ranked third with nine triples in the Southern League while his 38 stolen bases were second-best in the league behind fellow Diamond Jaxx Chris Walker (50)...named the league's "best hustler" following the season...stole a season-high three bases on three occasions: April 9 at Birmingham, April 21 at Chattanooga and July 2 at Huntsville...played for the Mesa Solar Sox in the Arizona Fall League after the season, batting .345 in 28 games.

2005—Earned the Midwest League batting title in his first professional campaign with a .333 batting average...added 13 homers, 71 RBI and 40 stolen bases in 110 games for Single-A Peoria...was second in the league in slugging percentage (.535), third in both triples (11) and on-base percentage (.405) and fifth in stolen bases...led ML second basemen in fielding (.982)...named to both the Midwest League All-Star team and postseason All-Star team...was awarded the team's Most Valuable Player award as well as the Cubs Minor League Player of the Year...was promoted to Double-A West Tenn and appeared in nine games for the Diamond Jaxx.

OAKLAND A'S CLINCHING DATES

Year	Date	Game No.	Opponent	Score	Winner	Loser
1971	September 15	149	at Chicago	3-2	Grant	Wood
1972	September 28	150	Minnesota	8-7	Fingers	LaRoche
1973	September 23	156	at Chicago	10-5	Blue	Wood
1974	September 27	158	Chicago	2-3	Bahnsen	Holtzman
1975	September 24	158	Chicago	13-2	Blue	Jefferson
1988	September 19	151	Minnesota	5-3	Stewart	Toliver
1989	September 27	158	Texas	5-0	Moore	Moyer
1990	September 25	154	at Kansas City	5-0	Stewart	Appier
1992	September 28	156/157	Off Day*			
2000	October 1	161	Texas	3-0	Hudson	Glynn
2001	September 23	150	Seattle	7-4	Mulder	Garcia
2002	September 20 (Playoff)	154	Texas	4-2	Mecir	Kolb
	September 26 (Division)	159	at Seattle	5-3 (10)	Koch	Hasegawa
2003	September 23	158	Texas	4-3 (10)	Foulke	Cordero
2006	September 26	157	at Seattle	12-3	Harden	Woods

*Chicago defeated 2nd place Minnesota on the A's off day.

PERSONAL/MISCELLANEOUS

Eric Scott Patterson was originally signed by Cubs scout Sam Hughes...graduated from Harrison (VA) High School in 2001...attended Georgia Tech University...was named the sixth-best prospect in the Cubs minor league organization heading into the 2007 season by *Baseball America*...is the younger brother of outfielder Corey Patterson...his father, Don, is a former NFL defensive back with the Detroit Lions (1979) and the New York Giants (1980).

LIFETIME PLAYING RECORD

YEAR TEAM	AVG	G	AB	R	H	2B	3B	HR	RBI	SH	SF	HP	BB	SO	SB	CS	SLG	OBP	E
2005 Peoria	.333	110	432	90	144	26	11	13	71	4	7	4	53	94	40	11	.535	.405	9
West Tenn	.200	9	30	5	6	2	0	0	2	0	1	0	6	7	3	2	.267	.324	1
2006 West Tenn	.263	121	441	66	116	22	9	8	48	7	6	1	46	89	38	12	.408	.330	14
Iowa	.358	17	67	14	24	1	1	2	12	0	3	0	6	9	8	0	.493	.395	2
2007 Iowa	.297	128	516	94	153	28	6	14	65	4	6	2	54	85	24	9	.455	.362	12
CHICAGO (NL)	.250	7	8	0	2	1	0	0	0	1	0	0	0	3	0	0	.375	.250	0
2008 Iowa	.320	52	203	33	65	16	3	6	28	2	2	1	12	45	11	0	.517	.358	6
CHICAGO (NL)	.237	13	38	5	9	1	0	1	7	0	1	0	5	12	2	1	.342	.318	3
Sacramento	.330	25	109	18	36	8	2	4	19	3	2	1	9	28	8	2	.550	.380	2
OAKLAND	.174	30	92	11	16	3	0	0	8	0	0	0	12	24	8	0	.207	.269	5
2009 Sacramento	.307	110	466	91	143	29	11	12	56	6	4	2	52	81	43	6	.494	.376	9
OAKLAND	.287	39	94	15	27	5	1	1	11	0	2	0	14	25	6	1	.394	.373	2
AL Totals	.231	69	186	26	43	8	1	1	19	0	2	0	26	49	14	1	.301	.322	7
NL Totals	.239	20	46	5	11	2	0	1	7	1	1	0	5	15	2	1	.348	.308	3
ML Totals	.233	89	232	31	54	10	1	2	26	1	3	0	31	64	16	2	.310	.320	10

CAREER TRANSACTIONS

2001 — Selected by the Pittsburgh Pirates organization in the 8th round of the First-Year Player Draft, did not sign.
2004 — Selected by the Chicago Cubs organization in the 8th round of the First-Year Player Draft. **2008** — Traded with pitcher Sean Gallagher, catcher Josh Donaldson and outfielder Matt Murton to the Oakland Athletics for pitchers Rich Harden and Chad Gaudin, July 8.

PATTERSON'S CAREER BESTS

Hits: 3 (three times), last: September 29, 2009 at Seattle
Home Runs: 1 (twice), last: September 23, 2009 vs. Texas
Runs Batted In: 3, September 24, 2009 vs. Texas
Stolen Bases: 2, August 21, 2008 at Seattle
Hitting Streak: 5, June 12 to 24, 2008
Hitless Streak (At Bats): 16, June 27 to August 13, 2008
Grand Slams: None.
Pinch-Hit Home Runs: None.
Inside-The-Park Home Runs: None.
Game Ending Home Runs: None.
Lead Off Home Runs: None.

CLIFF PENNINGTON

26

INFIELDER

Height/Weight: 5-11 / 198

Bats/Throws: Switch / Right

Birthdate: June 15, 1984

Opening Day Age: 25

Birthplace/Resides: Corpus Christi, Texas / Corpus Christi, Texas

Major League Service: 114 days

Obtained: Selected in the 1st round (21st selection overall) of the 2005 First-Year Player Draft

Contract Status: First year of a one-year contract through 2010.



CAREER HIGHLIGHTS

Has finished each of the last two seasons in Oakland...made his Major League debut in 2008 and hit .242 in 36 games...improved to .279 in 60 games in 2009 and finished the season as the A's starting shortstop following the Orlando Cabrera trade...was originally drafted by the A's in the first round of the 2005 draft...has a .263 (488 for 1852) average and 107 stolen bases in 476 games in five seasons in the

minors...tied for fourth in all of minor league baseball with 93 walks in 2008...played for Team USA in the 2008 Futures Game at Yankee Stadium...led the A's farm system in runs (91) in 2007 and played for Phoenix in the Arizona Fall League following the season...missed most of the 2006 season with a hamstring injury...was named the third best prospect in the A's farm system following the 2005 season.

2009 HIGHLIGHTS

Began the season at Triple-A Sacramento but was promoted to Oakland July 31 following the Orlando Cabrera trade...started 60 of the A's final 61 games at shortstop...was hitting .264 with three home runs, 40 RBI and 27 stolen bases in 99 games with Sacramento when the A's called and went on to bat .279 with four home runs, 21 RBI and seven stolen bases in 60 games with Oakland...the switch hitter batted .307 (47 for 153) against right-handed pitching and .200 (11 for 55) against left-handers...now has a .280 (60 for 214) career average against righties and .237 (22 for 93) against lefties...also had a .340 batting average when leading off an inning, .333 during day games and .317 on the road...now has a .295 (46 for 156) career average on the road compared to .238 (36 for 151) in the Coliseum...did not commit an error in his first 32 games at shortstop, giving him a 35-game errorless streak dating back to 2008...that equaled the fifth longest errorless streak by a shortstop in Oakland history and was the longest since Rafael Bourniard had a 41-game streak from Sept. 21, 1997 to Sept. 18, 1998...then made eight errors over his final 28 games and finished with a .971 fielding percentage...the A's won all four games in which he homered...made a team-leading 55 starts hitting ninth with his other five starts batting eighth...his .295 batting average in the nine spot was second best in the American League (min. 150 PA)...hit .309 with three of his four home runs against a pitcher the first time he saw him in a game and .217 after that.

OAKLAND: Had a career-high tying seven-game hitting streak from Aug. 2 to 8 (9 for 25, .360) and hit .320 over his first 14 games...then hit .161 over his next 19 games from Aug. 15 to Sept. 4...finished the season by batting .333 with seven doubles, three triples and two home runs over his final 27 games...hit his first Major League home run Aug. 5 against Texas, a solo shot in the fourth inning off Vicente Padilla...had his first career three-hit game Aug. 7 at Kansas City and had a total of four three-hit games...tripled three times over a 10-game span from Sept. 15 to 24...committed an error in four straight games from Sept. 23 to 26 and made six errors over his final 11 contests...batted .313 with a .394 on-base percentage and a .510 slugging percentage in 27 games in September.

SACRAMENTO: Ranked second on the River Cats and fifth in the A's farm system in stolen bases...was successful in 27 of 31 (87.1%) stolen base attempts...hit .323 (31 for 96) against left-handed pitching and .242 (64 for 264) with all three of his home runs against right-handers...his average dropped to .222 with runners in scoring position but he was 4 for 10 (.400) with a triple, a home run and 16 RBI with the bases loaded...batted .232 over his first 22 games, .308 over his next 55 contests from May 6 to July 4 and .198 over his final 22 games...appeared in 77 games at shortstop, 16 at second base, three at third base and one in left field...committed 19 errors, including 15 at shortstop for a .959 fielding percentage...also went 1 for 1 with two walks in one game at designated hitter and was 2 for 2 with a pair of doubles and a walk as a pinch hitter...hit .429 in the first inning...saw most of his action with 50 games batting ninth but also saw significant time in the two spot (25 games) and batting leading off (14 games)...stole a season-high three bases May 17 against Round Rock and added two May 19 against the Express...had three multi-steal games for the season...walked a season-high four times June 9 against Colorado Springs...collected a season-high four hits June 27 at Las Vegas to start a season-best 10-game hitting streak...hit .436 (17 for 39) with six doubles, one triple, one home run and 11 RBI during the streak...had a grand slam and a season-high five RBI July 4 at Reno.

CAREER

2008—Began the season at Double-A Midland but finished it in Oakland where he started each of the A's final 19 games...was selected by the A's Aug. 12 and went 6 for 35 (.171) with two walks and two RBI over his first 17 games...then started at shortstop Sept. 8 at Detroit and hit .281 with seven RBI and 11 walks (.397 on-base percentage) over his final 19 games, all starts...four of those starts came at shortstop and 15 came at second base, including each of the last 10...batted .242 with no home runs and nine RBI in 36 games overall in his Major League debut...the switch-hitter batted .289 against left-handed pitchers and .213 against right-handers...12 of his 13 walks came against right-handers...hit .293 during the day and .207 at night...made a total of 29 starts with the A's, including 15 at second base, eight at third base and six at shortstop...did not commit an error in 16 games total at second base (77 chances), but had one error as a third baseman for a .950 fielding percentage and four errors at shortstop for a .867

percentage...made his debut Aug. 12 against Tampa Bay with a start at third base...went 0 for 7 over his first five games before doubling in the eighth inning off Javier Vazquez Aug. 17 against Chicago for his first Major League hit...had a two-run single Aug. 22 at Seattle for his first RBI...compiled a career best seven-game hitting streak from Aug. 31 to Sept. 12 (9 for 22, .409)...had the first two steal game of his career Sept. 22 at Texas and stole four bases in 36 games with the A's...batted a combined .280 with two home runs, 34 RBI and 31 stolen bases in 115 games with Midland and Triple-A Sacramento...his 93 walks fueled a .404 on-base percentage...tied for fourth in all of minor league baseball in walks...led the A's farm system in walks and on-base percentage, tied for second in runs (89) and was fourth in stolen bases...had minor league bests in batting, on-base percentage, walks and stolen bases and matched his career best with five triples...was rated as having the Best Strike-Zone Discipline, Best Defensive Infielder and Best Infield Arm among A's prospects in *Baseball America's* Best Tools survey...hit .302 against left-handed pitching and .270 against right-handers...his averaged improved to .310 with runners in scoring position...saw most of his action batting leadoff, where he hit .232 in 49 games...hit .317 in all other spots in the order...appeared in 80 games at shortstop, 32 games at second base and three at third base...committed 14 errors as a shortstop for a .966 fielding percentage, eight errors at second base for a .952 percentage and two errors at third base for a .818 percentage...began the season at Midland where he batted .260 with a .379 on-base percentage in 50 games...was successful in 20 of 21 (.952) stolen base attempts and finished second on the RockHounds in stolen bases...scored four runs in a game twice over a three-game span April 28 against San Antonio and April 30 against Corpus Christi...stole 10 bases over a nine-game span from April 30 to May 8, including a season high three steals May 8 at San Antonio...was promoted to Sacramento May 30 and went on to hit .297 with a .426 on-base percentage in 65 games...finished second on the River Cats with 54 walks and 11 stolen bases...had a season best 14-game hitting streak from June 11 to 24 (19 for 53, .358)...played for Team USA in the Futures game at Yankee Stadium and was 0 for 2...was a perfect 4 for 4 with a walk Aug. 9 at Las Vegas...was leading all of minor league baseball in walks (93) and was tied for sixth in runs scored (89) when he was promoted to Oakland Aug. 12.

2007—Split his season between Single-A Stockton and Double-A Midland and combined for a .253 batting average, 30 doubles, five triples, eight home runs and 57 RBI in 138 games...added 81 walks for a .346 on-base percentage...had minor league bests in games, at bats (557), runs (91), hits (141), doubles, triples, home runs, RBI, strikeouts (89) and slugging (.368)...led the A's farm system in runs, ranked second in walks, third in hits, fourth in doubles and fifth in stolen bases (17)...batted .272 against right-handed pitching and .187 against left-handers...committed 27 errors in 130 games at shortstop for a .957 fielding percentage...also appeared in eight games as a second baseman...batted leadoff 125 times and also hit second eight times and third four times...began the year at Stockton and hit .255 with six home runs and 36 RBI in 68 games with the Ports...was transferred to Midland June 19 and batted .251 with two home runs and 21 RBI in 70 games with the RockHounds...played for the Arizona Fall League Champion Phoenix Desert Dogs following the season and batted .241 with one home run and 10 RBI in 23 games...ranked second in the AFL with 18 walks and had a .410 on-base percentage...was a perfect 9 for 9 in stolen base attempts.

2006—Began his first full season as a professional at Single-A Stockton and hit .203 with two home runs and 21 RBI in 46 games before going on the disabled list June 25 with a strained right hamstring that effectively ended his season...was sent to the A's affiliate in the Arizona Rookie League for a rehab assignment from Aug. 10 to 27 and hit .464 with six RBI in nine games before being shut down for the remainder of the season...committed 10 errors in 46 games at shortstop for a .947 fielding percentage...at Stockton, he batted .222 with both of his home runs and 18 of his 21 RBI against right-handed pitching compared to .157 against left-handers...his average improved to .286 with runners in scoring position, including .357 with RISP and two outs...got off to a slow start as he hit just .103 in April...improved to .231 in May and then batted .340 in 12 games in June.

2005—Batted .276 with three home runs, 29 RBI and 25 stolen bases in 69 games in his professional debut with Single-A Kane County...added 39 walks for a .364 on-base percentage...finished second in the A's farm system in stolen bases despite missing nearly three months of the season...was rated as the number five prospect in the Midwest League and the third best prospect in the A's farm system by *Baseball America*...batted .284 against right-handed pitchers and .253 against left-handers...made all of his defensive appearances at shortstop where he committed 13 errors in 65 games for a .958 fielding percentage...collected his first professional hit June 25 at Clinton when he went 2 for 5...hit his first home run July 10 at Lansing...had back-to-back three steal games Aug. 1 against Quad Cities and Aug. 2 at Peoria...was transferred to Single-A Stockton Sept. 6 and went 1 for 7 (.143) in two postseason games with the Ports.

PERSONAL/MISCELLANEOUS

Clifton Randolph Pennington was signed by A's scout Blake Davis...attended Mary Carroll (Corpus Christi, TX) High School...attended Texas A&M University where he batted .340 as a freshman, .339 as a sophomore and .363 as a junior...finished his career with a .345 batting average, 115 RBI and 53 stolen bases...was the Aggies' Team MVP, an All-Big 12 selection and a third team *Baseball America* All-American in 2005...is married, Missy...has a son, Brady Matthew (11/4/09).

LIFETIME PLAYING RECORD

YEAR TEAM	AVG	G	AB	R	H	2B	3B	HR	RBI	SH	SF	HP	BB	SO	SB	CS	SLG	OBP	E
2005 Kane County	.276	69	290	49	80	15	0	3	29	2	1	2	39	47	25	6	.359	.364	13
2006 Stockton	.203	46	177	36	36	7	0	2	21	0	0	1	24	35	7	1	.277	.302	10
AZL A's	.464	9	28	3	13	3	1	0	6	0	0	0	4	2	0	0	.643	.531	2
2007 Stockton	.255	68	286	50	73	17	3	6	36	0	4	0	43	54	9	2	.399	.348	14
Midland	.251	70	271	41	68	13	2	2	21	2	2	1	38	35	8	2	.336	.343	14
2008 Midland	.260	50	204	42	53	7	2	0	18	1	0	0	39	36	20	1	.314	.379	11
Sacramento	.297	65	236	47	70	9	3	2	16	3	1	0	54	34	11	5	.386	.426	13
OAKLAND	.242	36	99	14	24	5	0	0	9	2	1	2	13	18	4	1	.293	.339	5
2009 Sacramento	.264	99	360	48	95	22	3	3	40	6	4	2	45	54	27	4	.367	.345	19
OAKLAND	.279	60	208	27	58	11	3	4	21	1	0	1	19	46	7	5	.418	.342	8
ML Totals	.267	96	307	41	82	16	3	4	30	3	1	3	32	64	11	6	.378	.341	13

CAREER TRANSACTIONS

2005 — Selected by the Oakland Athletics organization in the 1st round (21st selection overall) of the First-Year Player Draft, June 7.

PENNINGTON'S CAREER BESTS

Hits: 3 (four times), last: September 12, 2009 at Minnesota
Home Runs: 1 (four times), last: September 11, 2009 at Minnesota
Runs Batted In: 2 (seven times), last: September 24, 2009 vs. Texas
Stolen Bases: 2, September 22, 2008 at Texas
Hitting Streak: 7 (twice), last: August 2 to 8, 2009
Hitless Streak (At Bats): 11, September 1 to 4, 2009
Grand Slams: None.
Pinch-Hit Home Runs: None.
Inside-The-Park Home Runs: None.
Game Ending Home Runs: None.
Lead Off Home Runs: None.

LANDON POWELL

35

CATCHER

Height/Weight: 6-3 / 253

Birthdate: March 19, 1982

Birthplace/Resides: Raleigh, North Carolina / Longwood, Florida

Major League Service: 1 year

Obtained: Selected in the 1st round (24th selection overall) of the 2004 First-Year Player Draft

Contract Status: First year of a one-year contract through 2010.



CAREER HIGHLIGHTS

Made his Major League debut with Oakland in 2009 and spent the entire season with the A's, batting .229 with seven home runs and 30 RBI in 46 games...was a first round draft pick of the A's in 2004 and appeared in just 292 games in his four seasons in the Oakland farm system...missed the entire 2005 season after tearing his left ACL in January and had his 2007 season end July 3 with a left knee strain...had 48 home runs and 165 RBI in 292 games in his minor league career...tossed out 96 of 200 (48.0%) attempted base stealers from 2006-08...had a 20-game hitting streak in 2007, which was the longest in the Texas League...was named to the California League Postseason All-Star Team in 2006.

2009 HIGHLIGHTS

The rookie catcher spent the entire season on the A's roster but appeared in just 46 games as the back-up to Kurt Suzuki...hit .229 with seven home runs and 30 RBI...the RBI were second most in Oakland history by a player with 50 or fewer games played...Rico Carty had 31 RBI in 41 games in 1978...added seven doubles and 14 of his 32 hits were for extra bases, fueling a .429 slugging percentage...appeared in 36 games at catcher, including 30 starts, and tossed out 9 of 20 (45.0%) attempted base stealers...among catchers with 20 or more games, that was the second-best percentage in the majors in 2009 (Johjima, SEA 50.0%) and it was the best by an Oakland catcher since Jamie Quirk tossed out 10 of 20 (50.0%) in 37 games in 1990...the switch-hitter batted .267 (27 for 101) with six of his seven home runs and 26 of his 30 RBI against right-handed pitchers, compared to .128 (5 for 39) against left-handers...had a .505 slugging percentage against righties and .231 against lefties...hit .190 with the bases empty and .279 with runners on, including .316 with runners in scoring position...was 1 for 33 (.030) with two walks when leading off an inning...saw most of his playing time in day games and batted .250 with five of his seven home runs in 29 day games compared to .175 in 17 night games...four of his seven home runs came on the first pitch and he batted .478 (11 for 23) with eight RBI when putting the first pitch in play...five of his seven home runs came after the All-Star Break and the A's won all seven games in which he homered...in addition to 36 games behind the plate, he also appeared in six games (four starts) at first base, his only professional appearances at a position other than catcher...was 2 for 14 (.143) in four games at designated hitter and 0 for 2 as a pinch hitter.

OAKLAND: Made his Major League debut April 11 against Seattle and had a two-run double off Felix Hernandez in the second inning in his first at bat for his first big league hit...with two RBI, he is the third player in Oakland history to have a multiple-RBI game in his debut...Ben Grieve had five on Sept. 3, 1997 against San Francisco and Aaron Cunningham had two on Aug. 31, 2008 against Minnesota...then made his professional debut at first base with a start in his second game April 15 against Boston, going 1 for 3...went 0 for 11 over his next four games before collecting a career-high three hits May 3 at Seattle...also had a pair of doubles that day...hit his first major league home run May 24 against Arizona, a two-run shot in the sixth inning off Jon Garland...started back-to-back games four times, but the only time both starts came at catcher was June 11-12...was batting .182 with two home runs and 13 RBI over his first 18 games through June 21...then put together a career-high nine-game hitting streak from June 27 to July 30...hit .429 (12 for 28) with no home runs and five RBI during the streak to lift his average to a season-high .265...hit .474 in July but then went 10 for 57 (.175) with five home runs and 12 RBI over his final 18 games...had two home runs over his first 30 games, but then belted five home runs over a 10-game stretch from Aug. 12 to Sept. 16...added 11 RBI over that span...drove in a career-high four runs Sept. 2 against Kansas City and hit his first career grand slam off Yasuhiro Yabuta in the second inning...had at least one RBI in 16 of his 46 games and 10 of those were multiple RBI contests...drove in his 30th and final run of the season Sept. 27 at Los Angeles (AL) in his 44th game...the only player in Oakland history to reach 30 career RBI in fewer games is Ben Grieve, who did it in his 36th career game April 15, 1998...played in 10 games in September, his most in a month in 2009, but hit just .167.

CAREER

2008—Batted .230 with 15 home runs and 53 RBI in 88 games in his first full season at Triple-A Sacramento...added 63 walks for a .360 on-base percentage...tied for fourth in the A's farm system and led the River Cats in walks...his batting average included a .276 mark against left-handed pitching and .211 against right-handers...had six home runs in 87 at bats against lefties and nine home runs in 213 at bats against righties...batted .254 with runners in scoring position but that mark jumped to .344 with RISP and two outs...batted under .200 in each of the first two months of the season as he hit .182 in April and .174 in May...then hit .241 in June before batting a season best .310 in July...added five home runs, 13 RBI and 20 walks in 22 games in July for a .457 on-base percentage...hit seven of his 15 home runs in the seventh inning or later...tossed out 21 of 55 (38.2%) attempted base stealers, which was the second best percentage in the Pacific Coast League...tied for the lead among PCL catchers with nine errors...was rated as the Best Defensive Catcher in *Baseball America's* Best Tools survey for A's prospects following the season...hit in every spot in the order except first and second...had six home runs and 12 RBI over a nine-game span from April 22 to May 8...that included a grand slam April 26 at Colorado Springs and his lone two-homer game May 1 against Omaha...had a season high four RBI in each of those two games plus July 1 against Portland...had seven home runs over his first 18 games, followed by a 30-game homerless streak from May 9 to June 19...then hit eight home runs over his final 40 contests...his average was at .196 entering play June 18 when he put together a season best six-game hitting streak that run through June 24 (7 for 24, .292)...was hitting .208 through July 7 but then batted .284 over his final 26 games...had his only three-hit game of the season July 25 at Albuquerque when he went 3 for 5...was placed on the disabled list Aug. 16 with a strained right knee and missed the remainder of the season.

Landon Powell, continued

2007—Began the season at Double-A Midland and earned a late June promotion to Triple-A Sacramento before a strained left knee ended his season after just a week with the River Cats...combined for a .292 batting average, 14 home runs and 42 RBI in 64 games...hit .302 against left-handed pitching and .289 with 11 of his 14 home runs against right-handers...appeared in 61 games at catcher and tossed out 20 of 37 (54.1%) attempted base stealers...batted .292 with 11 home runs and 39 RBI in 60 games at Midland...added 36 walks for a .391 on-base percentage...tied for second on the RockHounds in home runs despite spending just three months with the club...his average improved each month as he hit .188 in April, .238 in May and .425 with eight home runs and 26 RBI in 21 games in June...had a grand slam and a season high five RBI May 27 against Wichita...had the longest hitting streak in the Texas League in 2007 as he hit safely in 20 consecutive games from June 1 to 20...hit .442 during the streak with eight home runs, 26 RBI and 25 runs scored...had a season high tying four hits June 10 at Frisco...homed twice and drove in a season high tying five runs June 19 against Frisco...was promoted to Sacramento June 28 and homered in each of his first three games in his Triple-A debut...was 5 for 17 (.294) with three home runs and three RBI in four games before going on the disabled list July 3 with a left knee strain that caused him to miss the remainder of the season.

2006—Was named to the California League Postseason All-Star team...played 90 games at Single-A Stockton before moving up to Double-A Midland for 12 games late in the year...batted .264 with 16 home runs and 51 RBI in a combined 102 games...hit .264 with 15 home runs and 47 RBI at Stockton...made 82 appearances behind the plate and committed just four errors for a .994 fielding percentage, which was the best mark in the CL...tossed out 51.5 percent (50 of 97) of attempted base stealers, which was the third best in the CL...batted .290 against right-handed pitchers and .200 against left-handers at Stockton...batted .321 over his first 16 games and was hitting .282 at the end of May...averaged slipped to .277 at the end of June and he then hit .221 in July...hit at a .289 clip in 12 games in August...was promoted to Double-A Midland Aug. 18 and made his debut with the RockHounds Aug. 19 at Arkansas...batted .268 with one home run and four RBI in 12 games for Midland...batted .170 with two RBI in 16 games with the Phoenix Desert Dogs in the Arizona Fall League.

2005—Spent the entire season on the Stockton disabled list after tearing his left ACL in January.

2004—Began his professional career at Single-A Vancouver of the Northwest League...batted .237 with three home runs and 19 RBI in 38 games...added 26 walks for a .362 on-base percentage...batted .257 with all three of his home runs against right handed pitching and .200 against left-handers...his batting average included a .297 mark at home...batted .128 over his first 11 games, put together a 10-game hitting streak from Aug. 9 to 18 (16 for 36, .444) and then went 11 for 60 (.183) over his final 17 games...committed just one error in 20 games at catcher for a .994 fielding percentage...hit his first professional home run July 24 at Spokane...hit .250 with three doubles and three RBI in three playoff games for the Canadians.

PERSONAL/MISCELLANEOUS

Landon Reed Powell was signed by A's scout Michael Holmes...was selected with the first round pick of the Boston Red Sox as compensation for the loss of free agent Keith Foulke...graduated from Apex (NC) High School in 2000 and was a second team *Baseball America* High School All-America selection in 2000 after leading his team to the North Carolina 4-A State Championship...played American Legion baseball...attended the University of South Carolina...helped the Gamecocks to three straight College World Series appearances from 2002-04, earning CWS All-Tournament honors in 2002...played for the USA National Team in 2002...was an All-SEC selection in 2003 and 2004...hit .339 with 10 home runs, 61 RBI and a league leading 46 walks in 67 games in 2003 and then hit .330 with 19 home runs, 66 RBI and 47 walks in 70 games as a senior in 2004...is married to Allyson, the granddaughter of NBA Hall-of-Famer Bob Davies whose No. 11 Rochester Royals jersey is retired by the Sacramento Kings, the present holder of the franchise...they have one son, Holden (6/10/09).

LIFETIME PLAYING RECORD

YEAR TEAM	AVG	G	AB	R	H	2B	3B	HR	RBI	SH	SF	HP	BB	SO	SB	CS	SLG	OBP	E
2004 Vancouver	.237	38	135	24	32	6	1	3	19	0	1	1	26	22	0	0	.363	.362	1
2005	(Injured — Did not play)																		
2006 Stockton	.264	90	326	44	86	12	0	15	47	1	3	2	43	77	0	0	.439	.350	4
Midland	.268	12	41	4	11	0	0	1	4	0	0	1	3	12	0	0	.341	.333	2
2007 Midland	.292	60	219	46	64	9	2	11	39	0	1	0	36	40	1	0	.502	.391	3
Sacramento	.294	4	17	3	5	0	0	3	3	0	0	0	4	0	0	0	.824	.294	1
2008 Sacramento	.230	88	300	42	69	11	0	15	53	0	4	0	63	85	0	1	.417	.360	9
2009 OAKLAND	.229	46	140	19	32	7	0	7	30	0	1	0	14	36	0	0	.429	.297	4
ML Totals	.229	46	140	19	32	7	0	7	30	0	1	0	14	36	0	0	.429	.297	4

CAREER TRANSACTIONS

2003 — Selected by the Chicago White Sox organization in the 25th round of the First-Year Player Draft; did not sign. **2004** — Selected by the Oakland Athletics organization in the 1st round (24th selection overall) of the First-Year Player Draft.

POWELL'S CAREER BESTS


Hits: 3, May 3, 2009 at Seattle
Home Runs: 1 (seven times), last: September 16, 2009 at Texas
Runs Batted In: 4, September 2, 2009 vs. Kansas City
Stolen Bases: None
Hitting Streak: 9, June 27 to July 30, 2009
Hitless Streak (At Bats): 12, April 19 to May 3, 2009
Grand Slams: 1, September 2, 2009 vs. Kansas City (Yabuta).
Pinch-Hit Home Runs: None.
Inside-The-Park Home Runs: None.
Game Ending Home Runs: None.
Lead Off Home Runs: None.

HENRY RODRIGUEZ

63

RIGHT-HANDED PITCHER

Height/Weight: 6-0 / 219 **Bats/Throws:** Right / Right
Birthdate: February 25, 1987 **Opening Day Age:** 23
Birthplace/Resides: Santa Barbara, Zulia, Venezuela / Santa Barbara, Zulia, Venezuela
Major League Service: 16 days
Obtained: Signed as a non-drafted free agent, July 18, 2003
Contract Status: First year of a one-year contract through 2010.



CAREER HIGHLIGHTS

Pitched exclusively in relief for the first time in 2009 and made his Major League debut with the A's in September...has a 17-23 record and 4.77 ERA (175 er in 330.1 ip) in 117 games, 47 starts, over five professional seasons in the minors...struck out 421 in 330.1 innings (11.47 per nine innings) and has yielded just 14 home runs (one per 23.6 innings)...however, walked 245 (6.68 per nine innings) and issued 60 wild pitches...tied for the minor league lead with 84 walks and 25 wild pitches in 2008...pitched for the World Team in the 2008 All-Star Futures Game at Yankee Stadium...made his Single-A debut in 2007 at Kane County...pitched for the A's affiliate in the Arizona Rookie League in his first season in the United States in 2006 and led the league in walks (50), while ranking fourth in strikeouts (59).

2009 HIGHLIGHTS

Made his Major League debut with Oakland and posted a 2.25 ERA and .235 opponents batting average in three games in September...was recalled from Sacramento Sept. 19 when the River Cats season ended and made his debut Sept. 21 against Texas...pitched the eighth inning and allowed two runs, one earned, on one hit, one walk, one hit batter and two wild pitches...also recorded his first career strikeout, Nelson Cruz...did not allow a run in his other two outings, including Sept. 30 at Seattle when he struck out three in 2.0 innings...finished with four strikeouts in 4.0 innings and also had three wild pitches...pitched exclusively in relief for the first time as a professional and combined for a 2-1 record and a 5.18

Henry Rodriguez, continued

ERA in a career-high 40 relief appearances with Single-A Stockton and Triple-A Sacramento...had 47 starts and 30 relief appearances in the first four seasons of his professional career...also had a career-high four saves...struck out 82 in 48.2 innings for an average of 15.16 per nine innings, which was the highest mark of his career...also walked 39, for an average of 7.21 per nine innings, and had nine wild pitches (1.66 per nine innings)...allowed a .222 opponents batting average, including .190 (22 for 116) against right-handed hitters and .275 (19 for 69) against left-handers...had 20 walks and 60 strikeouts against righties and 19 walks and 22 strikeouts against lefties...had an 8.46 ERA (26 er in 27.2 ip) in the eighth and ninth innings and a 0.86 ERA (2 er in 21.0 ip) in all other innings...allowed 9 of 28 (32.1%) inherited runners to score and converted 4 of 7 (57.1%) save opportunities.

MINORS: Began the season on Sacramento's disabled list with a strained muscle in his back and was assigned to Stockton when he was reinstated May 19...did not allow a run in three relief appearances and struck out 11 in 5.0 innings before being promoted to Sacramento May 27...then went 2-1 with four saves and a 5.77 ERA in 37 relief appearances with the River Cats...struck out 71 in 43.2 innings (14.63 per nine innings)...had a 5.19 ERA over his first six games and struck out 15 in 8.2 innings...then tossed a season-high 3.0 scoreless innings June 16 at Fresno to start a 13-game stretch where he compiled a 2.41 ERA...struck out a season-high six in 2.0 scoreless innings July 9 at Fresno...had lowered his season ERA to 3.29 by July 23 but posted a 9.92 ERA over his final 18 outings...started that stretch by allowing seven runs on five hits and three walks over consecutive outings July 25 and 27 at Colorado Springs, retiring just one batter...followed that with a season-best 7.2 inning scoreless streak but then allowed eight runs on four hits and four walks in 1.1 innings over consecutive outings Aug. 16 at Memphis and Aug. 18 at Nashville...did not allow a run over his final four regular season outings (4.0 ip) but compiled a 20.25 ERA in two post-season appearances for the River Cats (1.1 ip, 0 h, 3 r, 3 er, 4 bb, 2 so, 1 wp)...pitched for Zulia and Caracas in the Venezuelan Winter League following the season and combined to post a 1-0 record and an 11.37 ERA in eight relief appearances...walked 10 and struck out nine in 6.1 innings.

CAREER

2008—Had two stints with both Single-A Stockton and Double-A Midland and combined for a 4-10 record, two saves and a 5.20 ERA in 34 games, 22 starts...led the A's farm system with a career high 147 strikeouts in 116.0 innings, an average of 11.41 per nine innings...however, issued 84 walks (6.52 per nine innings), which tied Chris Archer (Lake County) and Bill Murphy (Syracuse) for the most in all of minor league baseball...also tied for the minor league lead with 25 wild pitches...was rated by *Baseball America* as having the Best Fastball among A's prospects and was also tabbed by the magazine as the number nine prospect in the California League...his first 22 assignments were as a starter and he was 3-9 with a 5.58 ERA in those games...his final 12 appearances came out of the bullpen, where he was 1-1 with a 3.06 ERA...did not allow a home run in 17.2 innings of relief...allowed just six home runs in 116.0 innings total, or one per 19.3 innings...five of the home runs were solo shots...allowed a .244 opponents batting average, which broke down to .224 against right-handed hitters and .272 against left-handers...allowed all six of his home runs to lefties...opponents hit .225 with runners in scoring position at Stockton but that mark jumped to .315 at Midland...his teams were 5-17 (.227) in his 22 starting assignments...tossed at least one inning in all 12 of his relief appearances...was 2-3 with a 3.96 ERA in 20 games, 13 starts at Stockton...finished second on the Ports pitching staff with 104 strikeouts...also went 2-7 with a 7.46 ERA in 14 games, nine starts, with Midland...tied for the Texas League lead with 16 wild pitches in just 41.0 innings...opened the season at Stockton and went 1-1 with a 1.59 ERA in three starts before he was promoted to Midland April 18...went 1-6 with a 8.82 ERA in nine starts and was sent back to Stockton June 6...went 1-2 with a 4.72 ERA in 10 starts before being moved to the bullpen Aug. 2...converted both of his save opportunities and posted a 4.35 ERA in seven relief appearances with the Ports before he was transferred to Midland Aug. 20...went 1-1 with a 1.23 ERA over his final five relief appearances with the RockHounds...had a six-game losing streak over a seven start stretch from May 5 to June 8 (11.84 ERA)...had seven wild pitches in 4.1 innings May 28 against Northwest Arkansas, including three in the fifth inning...fanned a season high 11 and allowed just one hit and one walk in 5.1 shutout innings in a no decision July 1 against Modesto...pitched for the World Team in the All-Star Futures Game at Yankee Stadium July 12 (1.0 ip, 1 bb, 3 so)...tossed 5.0 shutout innings July 17 against Visalia but issued a season high seven walks...pitched for Zulia in the Venezuelan Winter League following the season and was 0-2 with a save and a 7.71 ERA in 12 relief appearances...allowed a .235 opponents batting average but walked 13 while striking out 16 in 11.2 innings.

2007—Started the season in extended spring training and was sent to Single-A Kane County May 11... spent the rest of the season with the Cougars and was 6-8 with a 3.07 ERA in 20 games, 18 starts... allowed a .214 opponents batting average, which included a .176 mark against left-handed hitters and .245 against right-handers... opponents hit .188 with runners in scoring position, including .167 with RISP and two outs... however, issued 58 walks for a .329 opponents on-base percentage... struck out 106 batters in 99.2 innings... allowed just two home runs, or one every 49.8 innings... did not allow a home run in 57.1 innings at home... his highest single month ERA was 3.33 in July... his first two appearances of the season were in relief and he was 0-1 with a 4.76 ERA in those two outings... his final 18 outings were all starts and he went 6-7 with a 2.97 ERA in his starting assignments... allowed two runs or fewer in 12 of his 18 starts... was named the A's eighth best prospect by *Baseball America* following the season... tossed his only complete game of the season in his second start May 29 at Beloit in the second game of a doubleheader but took the loss in a 5-2 loss (6.0 ip, 3 h, 3 r, 3 er, 2 bb, 6 so)... allowed his first home run of the season in the first inning of that game but then went 15 starts and 87.0 innings before allowing another home run in the seventh inning of his final start Sept. 1 at Wisconsin... pitched for Zulia in the Venezuelan Winter League following the season and was 1-4 with a 4.26 ERA in 15 games, seven starts... walked 29 and struck out 46 in 44.1 innings... allowed just one home run... held the opposition to a .209 batting average.

2006—Pitched for the A's affiliate in the Arizona Rookie League in his first season in the United States and was 5-2 with a save and a 7.42 ERA in 15 games, four starts... led the team in wins, walks (50) and strikeouts (59)... topped the AZL in walks and ranked fourth in strikeouts... averaged 12.16 strikeouts and 10.31 walks per nine innings... allowed just one home run in 43.2 innings... allowed a .284 opponents batting average, which included a .245 mark against right-handed hitters and .350 against left-handers... was 1-1 with a 5.14 ERA in his four starts and 4-1 with an 8.49 ERA in 11 relief appearances... recorded his lone save of the season July 16 at the Padres... picked up his first professional win July 31 against the Brewers (2.2 ip, 2 h, 2 r, 2 er, 5 bb, 3 so) and won each of his final five decisions... struck out a season high 10 batters in 5.0 innings in a start and win Aug. 20 against the Brewers... made two appearances for Zulia in the Venezuelan Winter League following the season and posted a 13.50 ERA (0.2 ip, 2 r, 1 er, 4 bb, 1 so).

2005—Pitched for the A's affiliate in the Dominican Summer League and was 0-2 with a 4.03 ERA in eight games, three starts... allowed just one home run in 22.1 innings... struck out 27 in 22.1 innings (10.88 per nine innings).

PERSONAL/MISCELLANEOUS

Henry Alberto Rodriguez... signed by Julio Franco.

LIFETIME PITCHING RECORD

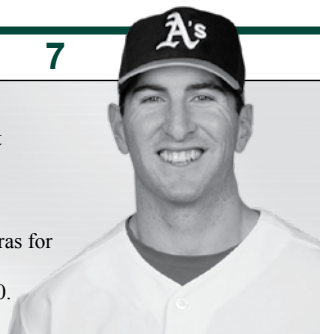
Year	Club	W	L	ERA	G	GS	CG	SHO	SV	IP	H	R	ER	HR	HB	BB	IBB	SO	WP	BK
2005	DSL Athletics-1	0	2	4.03	8	3	0	0	0	22.1	14	19	10	1	2	14	0	27	3	0
2006	AZL Athletics	5	2	7.42	15	4	0	0	1	43.2	46	39	36	1	6	50	0	59	10	1
2007	Kane County	6	8	3.07	20	18	1	0	0	99.2	75	38	34	2	4	58	0	106	13	0
2008	Stockton	2	3	3.96	20	13	0	0	2	75.0	57	38	33	5	2	40	0	104	9	0
	Midland	2	7	7.46	14	9	0	0	0	41.0	51	39	34	1	1	44	0	43	16	0
2009	Stockton	0	0	0.00	3	0	0	0	0	5.0	3	0	0	0	1	1	0	11	1	0
	Sacramento	2	1	5.77	37	0	0	0	4	43.2	38	28	28	4	0	38	2	71	8	0
	OAKLAND	0	0	2.25	3	0	0	0	0	4.0	4	2	1	0	1	2	0	4	3	0
ML Totals		0	0	2.25	3	0	0	0	0	4.0	4	2	1	0	1	2	0	4	3	0

CAREER TRANSACTIONS

2003 — Signed by the Oakland Athletics organization as a non-drafted free agent, July 18.

RODRIGUEZ' CAREER BESTS

Low Hit Complete Game: None
Innings Pitched: 2.0, September 30, 2009 at Seattle
Strikeouts: 3, September 30, 2009 at Seattle
Longest Winning Streak: None
Longest Losing Streak: None
Longest Scoreless Streak: 3.0, September 30, 2009 to present

**INFIELDER****Height/Weight:** 6-2 / 195**Bats/Throws:** Right / Right**Birthdate:** May 20, 1983**Opening Day Age:** 26**Birthplace/Resides:** Chicago, Illinois / Park Ridge, Illinois**Major League Service:** 1 year, 25 days**Obtained:** Acquired from the Cincinnati Reds with Willy Taveras for Aaron Miles and a player to be named later, February 1, 2010**Contract Status:** First year of a one-year contract through 2010.**CAREER HIGHLIGHTS**

Made his Major League debut with Cincinnati in 2008 and hit .212 in 105 games with the Reds over the last two seasons...appeared at first base, second base, third base and shortstop with the Reds, with most of his action coming as a third baseman (61 games)...saw most of his minor league action at shortstop (169 games)...has a .289 (481 for 1662) career average, 56 home runs and 246 RBI in 438 minor league games...was the Reds' Minor League Hitter of the Year and a Florida State League Midseason All-Star in 2007 when he ranked eighth among all minor league players with 70 extra-base hits.

2009 HIGHLIGHTS

Batted .213 with four home runs and 19 RBI in 87 games over two stints with Cincinnati...also hit .349 with five home runs and 20 RBI in 30 games with Triple-A Louisville...for the Reds, appeared in 57 games (44 starts) at third base, 11 games (seven starts) at first base, six games (four starts) at shortstop and four games (one start) at second base...began the season with Louisville and was hitting .431 in 17 games before he was promoted to Cincinnati April 28, when Edwin Encarnacion went on the disabled list...returned to Louisville June 27, when Homer Bailey was recalled, and rejoined the Reds July 12, when Jay Bruce was injured...spent the rest of the season in Cincinnati and appeared in 45 games...hit his first career home run, a solo shot off Adam Wainwright, May 10 against St. Louis...also homered the next day at Arizona, another solo shot off Jon Garland...connected for his first career pinch hit home run, a three shot off Mike Ekstrom, July 30 against San Diego...made his first career start at first base, May 17 at San Diego...made four starts at that position from May 17 to 25 in Joey Votto's absence...made his first career appearance at shortstop, July 18 vs. Milwaukee...while with Louisville, he was the organization's Player of the Month for April after hitting .431 with seven doubles, a triple, four home runs, 15 RBI and two stolen bases in 17 games...was one of the last cuts of spring training...in camp hit .260 and ranked among the club leaders in spring games (25, t-4th), home runs (2, t-3rd), RBI (12, t-2nd) and steals (3, t-2nd)...following the season played for Mexicali in the Mexican Winter League and hit .285 with 13 doubles, six triples, six home runs, 34 RBI, seven stolen bases and 56 runs scored in 60 games.

CAREER

2008—In his Major League debut, appeared in 18 games during three stints with the Reds (Aug. 9-15, Aug. 20-29, Sept. 9-rest of the season)...made five starts (three at third base, two at second base)...in 117 games for Louisville, he hit .287 and appeared in 66 games at third base, 25 at shortstop, 19 at first base and nine at second base...ranked 10th among all Reds farmhands in hitting...was promoted for the first time Aug. 9, when Joey Votto went on the bereavement list...made five pinch-hitting appearances (1 for 5, .200) before returning to Louisville Aug. 16, when Votto was reinstated...made his big league debut Aug. 9 vs. Houston and flied out off Brian Moehler...recorded his first career hit Aug. 12 at Pittsburgh, a pinch-hit single off Sean Burnett...made his first career start Aug. 28 at Houston after eight pinch-hit appearances and played third base (0 for 2, 1 bb)...recorded his first career RBI and first career stolen base, Sept. 18 against St. Louis...while with the Bats he was hit by a pitch 14 times, which tied for the International League lead...led the Bats with 38 multi-hit games and 11 three-hit games...homered twice June 24 vs. Rochester...beginning July 7, he hit safely in 28 of 32 games (.404), including a season-high 12-game hitting streak from July 11-25 (.458)...played for Arecibo in the Puerto Rican Winter League and hit .295 with two home runs, 19 RBI and three stolen bases in 19 games.

2007—Was the Reds Minor League Hitter of the Year and a Florida State League Midseason All-Star...in 136 games at Single-A Sarasota and Double-A Chattanooga, he combined to hit .286 with 41 doubles, 11 triples, 18 home runs, 79 RBI, 13 stolen bases and 98 runs scored...ranked eighth among all minor

league players with 70 extra-base hits...began the season at Sarasota and was promoted June 21...was Chattanooga's Player of the Month for August...following the season played for Surprise in the Arizona Fall League and hit .292 with one home run, 10 RBI and two stolen bases in 14 games.

2006—In 89 games at Single-A Dayton and Single-A Sarasota, he combined to hit .250 with eight home runs, 43 RBI and eight stolen bases...was Dayton's Player of the Month for July...produced two-homer games July 10 vs. Quad Cities (3 RBI) and July 29 at Peoria (4 RBI, 4 runs).

2005—Spent his first professional season at rookie Billings and Single-A Dayton...combined to hit .325 with 14 home runs and 46 RBI in 66 games...hit safely in 27 of his 34 games with the Mustangs before he was promoted to Dayton July 29...hit safely in 27 of his 32 appearances for the Dragons...recorded a season-high 15-game hitting streak from Aug. 6-22 (.299, 4 HR, 6 RBI)...homered in three consecutive games, Aug. 17 and 18 at Lansing and Aug. 19 at South Bend...hit two solo homers Aug. 31 vs. Wisconsin...was named Midwest League Player of the Week for the week of Aug. 29-Sept. 5.

PERSONAL/MISCELLANEOUS

Adam M. Rosales...was originally signed by Reds scout Rick Sellers...graduated from Maine (Park Ridge, IL) High School in 2001...majored in physical education at Western Michigan University, where he earned All-MAC first team and All-MAC academic team honors.

LIFETIME PLAYING RECORD

YEAR TEAM	AVG	G	AB	R	H	2B	3B	HR	RBI	SH	SF	HP	BB	SO	SB	CS	SLG	OBP	E
2005 Billings	.321	34	140	29	45	14	0	5	25	0	1	5	13	37	2	2	.529	.396	3
Dayton	.328	32	134	24	44	8	0	9	21	0	2	2	10	24	3	1	.590	.378	6
2006 Sarasota	.213	34	122	15	26	8	2	2	14	1	2	2	20	27	3	3	.361	.329	5
Dayton	.270	55	222	36	60	9	3	6	29	0	2	5	15	40	5	1	.419	.328	11
2007 Sarasota	.294	69	248	47	73	23	5	5	48	2	6	13	31	46	9	2	.488	.393	4
Chattanooga	.278	67	255	51	71	18	6	13	31	2	3	5	37	66	4	4	.549	.377	6
2008 Louisville	.287	117	432	70	124	29	7	11	58	1	4	14	22	82	7	1	.463	.339	12
CINCINNATI	.207	18	29	0	6	1	0	0	2	0	0	0	1	4	1	0	.241	.233	0
2009 Louisville	.349	30	109	27	38	8	2	5	20	0	3	1	12	15	4	0	.596	.408	3
CINCINNATI	.213	87	230	23	49	10	1	4	19	2	3	5	26	46	1	2	.317	.303	7
ML Totals	.212	105	259	23	55	11	1	4	21	2	3	5	27	50	2	2	.309	.296	7

CAREER TRANSACTIONS

2005 — Selected by the Cincinnati Reds organization in the 12th round of the First-Year Player Draft. **2010** — Traded to the Oakland Athletics with outfielder Willy Taveras for infielder Aaron Miles and a player to be named later, February 1.


ROSALES' CAREER BESTS

Hits: 3 (three times), last: August 9, 2009 at San Francisco
Home Runs: 1 (four times), last: August 9, 2009 at San Francisco
Runs Batted In: 3, July 30, 2009 vs. San Diego
Stolen Bases: 1 (twice), last: September 12, 2009 at Chicago (NL)
Hitting Streak: 6, May 8 to 13, 2009
Hitless Streak (At Bats): 15, May 4 to 7, 2009
Grand Slams: None.
Pinch-Hit Home Runs: 1, July 30, 2009 vs. San Diego (Ekstrom)
Inside-The-Park Home Runs: None.
Game Ending Home Runs: None.
Lead Off Home Runs: None.

OAKLAND ATHLETICS CONSECUTIVE SERIES WON, SEASON

11	August 1-September 8, 2002
11	August 26-October 2, 1988
9	July 8-August 11, 2005
9	August 24-September 27, 2001*
8	April 18 to May 15, 2003
8	May 29 to June 25, 2000

*includes one one-game series

**RIGHT-HANDED PITCHER****Height/Weight:** 6-1 / 222**Bats/Throws:** Right / Right**Birthdate:** July 18, 1978**Opening Day Age:** 31**Birthplace/Resides:** Baton Rouge, Louisiana / Monroe, Louisiana**Major League Service:** 8 years**Obtained:** Signed as a free agent, January 26, 2010**Contract Status:** First year of a one-year contract through 2010.**CAREER HIGHLIGHTS**

The four-time National League All-Star signed a one-year contract with the A's after missing the entire 2009 season after undergoing elbow surgery...spent the first eight years of his career with Milwaukee and is the Brewers all-time leader in strikeouts (1206)...also ranks fifth in wins (86) and sixth in ERA (3.72)...has made 221 career appearances, all starts...his 1206 strikeouts from 2001-08 were fourth most in the NL over that span and his 18 complete games tied for second most...started for the NL in the 2008 All-Star Game...was also an All-Star in 2001, 2004 and 2007...set a Milwaukee franchise record with 264 strikeouts in 2004, including a franchise-record 18 strikeouts in a 4-1 win, May 16 at Atlanta...was a member of the 2000 United States Olympic team and tossed a three-hit shutout against Cuba to earn the Gold Medal for Team USA.

2009 HIGHLIGHTS

Became a free agent following the 2008 season with Milwaukee but did not sign with another team...missed the entire 2009 season after undergoing surgery on his right elbow in February.

CAREER

2008—Went 13-9 with a 3.09 ERA in 31 starts...the Brewers were 18-13 in his starts...his 13 wins led the team and marked the most of his career...ranked among the National League leaders in shutouts (t-1st, 3), complete games (2nd, 5) and ERA (5th, 3.09)...was selected to his fourth All-Star Game...became the first pitcher in Brewers history to start the game, which was played at Yankee Stadium (2.0 ip, 1 h, 2 bb, 3 so)...was named Milwaukee Pitcher of the Month for April (4-0, 1.64 ERA) and May (2-1, 3.53 ERA)...began the year with 15.1 consecutive scoreless innings, the sixth-longest streak to start a season in team history...made his sixth Opening Day start March 31 at Chicago (NL) and received a no decision in the Brewers 4-3, 10-inning win (6.1 ip, 2 h, 2 bb, 7 so)...his first victory of the year was a five-hit shutout in a 7-0 win, April 6 at San Francisco (0 bb, 8 so)...tossed another five-hit shutout in a 6-0 win, Aug. 9 against Washington (0 bb, 6 so)...fired his third five-hit shutout in a 1-0 win against San Diego, Sept. 6 (1 bb, 7 so)...it was the first 1-0 shutout by a Brewer since Jaime Navarro did it against Boston, Aug. 16, 1992...retired 18 consecutive batters from the second through eighth innings, April 12 at New York (NL)...it marked the fifth straight season he had starts in which he retired 18 in a row...recorded a career high seven walks in 5.0 innings April 29 at Chicago (NL) but still posted a 10-7 win...struck out Albert Pujols May 10 against St. Louis for career strikeout number 1082...that broke the previous Milwaukee career record of 1081 by Teddy Higuera...in a 4-1 win May 21 at Pittsburgh, he became the third pitcher in franchise history to throw a complete game in which he allowed one run or less and 11 hits or more...joined Marty Pattin (1971) and Bill Wegman (1992)...retired the last 16 batters in a 4-1, complete game victory at Atlanta, June 23...tossed 20.0 consecutive scoreless innings from Aug. 26 to Sept. 6...left three starts early due to injuries: April 18 at Cincinnati (5.0 ip, tightness in right triceps muscle), Sept. 1 vs. New York (NL) (5.0 ip, tightness in left groin) and Sept. 17 at Chicago (NL) (2.0 ip, tightness in right forearm).

2007—Went 12-5 with a 3.82 ERA in 24 starts...the Brewers were 15-9 in his starts...tied Dave Bush and Jeff Suppan for the team lead with 12 wins...was selected to his third All-Star Game...tossed a scoreless inning, allowing two hits...was named Brewers Pitcher of the Month for both May (4-1, 3.29 ERA in six starts) and June (5-0, 2.16 ERA in six starts)...was also named National League Pitcher of the Month for June...made his fifth Opening Day start April 2 vs. Los Angeles (NL) and tossed a complete-game two-hitter in the Brewers' 7-1 win...did not walk a batter and struck out three...retired 22 straight batters between hits (Kent Homer/Clark double)...was the first to throw a complete game with two or fewer hits and no walks on Opening Day since Hall of Famer Lefty Grove did it with the Red

BEN SHEETS CAREER 10-STRIKEOUT GAMES (15)

18	May 16, 2004 vs. Atlanta
13	August 12, 2004 at Atlanta
12	July 5, 2004 vs. Chicago (NL)
11	September 12, 2004 at Cincinnati
11	October 2, 2004 at St. Louis
11	June 30, 2007 at Chicago (NL)
11	July 9, 2008 vs. Colorado
10	April 10, 2004 vs. Houston
10	May 5, 2004 at Cincinnati
10	June 24, 2004 vs. Colorado
10	September 2, 2004 vs. Pittsburgh
10	July 4, 2005 at Florida
10	April 21, 2006 vs. Cincinnati
10	July 30, 2006 vs. Cincinnati
10	September 13, 2006 at Pittsburgh

Sox in a 1-0 victory on April 16, 1940 at Washington...left his start April 25 at Chicago (NL) after 3.0 innings with a strained right groin...following that start produced eight consecutive quality starts, going 5-1 with a 2.45 ERA in that stretch...tossed a career-high 22.0 consecutive scoreless innings from May 29 to June 14, the longest streak by a Brewer in 2007...recorded his 1000th career strikeout (Mike Rabelo) June 14 at Detroit to join Teddy Higuera (1081) as the only Brewers pitchers with 1,000 strikeouts...threw his second complete game in a 6-2 win June 19 vs. San Francisco, a six-hitter...notched his only double-digit strikeout game of the year in a 13-4 win June 30 at Chicago (NL) as he struck out 11 batters over 8.0 innings...left his start July 14 vs. Colorado in the fourth inning with a distal sprain of the right middle finger...was on the 15-day disabled list from July 15 to Aug. 28...an ultrasound performed July 17 showed a partial tearing of the tissue surrounding the tendon of the middle finger...was reinstated from the DL Aug. 29 and went 2-1 with a 6.14 ERA in his last five starts...made his final start of the season Sept. 18 at Houston and left after 1.0 inning with tightness in his left hamstring.

2006—Went 6-7 with a 3.82 ERA in 17 starts...the Brewers were 6-11 in his starts...began the season on the 15-day disabled list with a right posterior shoulder strain...was reinstated April 16 after making two rehab starts between Double-A Huntsville and Triple-A Nashville...struck out 10 batters over 7.0 innings April 21 against Cincinnati but suffered a 3-1 loss...lasted just 2.1 innings, allowing seven runs on nine hits in an 8-5 loss, May 2 against Houston...was scratched from his next scheduled start May 7 at Los Angeles (NL) with right shoulder stiffness...placed on the 15-day disabled list May 10, retroactive to May 3, with tendinitis in his right shoulder...was reinstated July 25 after making three rehab starts between Triple-A Nashville and the Brewers affiliate in the Arizona Rookie League...went 5-4 with a 3.15 ERA in 13 starts the rest of the year...struck out 10 batters over 8.0 innings in a 4-3 win, July 30 against Cincinnati...left his start Aug. 5 at St. Louis after just 1.0 inning with tightness in his right pectoral muscle...that tied the shortest outing of his career (Aug. 19, 2003 vs. Philadelphia)...came back to start Aug. 12 at Atlanta...retired the first 18 batters in the second game of a doubleheader Sept. 13 at Pittsburgh before Chris Duffy singled to lead off the seventh inning...earned the 2-1 win and produced his third 10-strikeout game of the year...tossed 6.0 shutout innings in his final start of the season, Sept. 30 at St. Louis, but received a no decision in the Brewers' 3-2 loss...was named Brewers Pitcher of the Month for September/October as he went 2-1 with a 2.59 ERA in six starts...struck out 45 and walked just four in 41.2 innings.

2005—Signed a four-year contract April 15, replacing the one-year deal he signed February 13...went 10-9 with a 3.33 ERA in 22 starts...the Brewers were 12-10 in his starts...held opponents to a .237 batting average...was the first pitcher with double-digit wins as a Brewer in five consecutive seasons since Mike Caldwell (1978-83) and Moose Haas (1979-83)...was the Brewers' Opening Day starter for the fourth straight season...broke the team record for Opening Day starts shared by Jim Slaton and Teddy Higuera...earned a 9-2 win on Opening Day at Pittsburgh, allowing two runs on eight hits in 7.0 innings (0 bb, 6 so)...following his Opening Day win, went 0-5 with a 4.75 ERA over his next five starts...after the five-game losing streak he went 9-4 with a 3.02 ERA over his last 16 starts of the season...struck out a season-high 10 batters over 8.0 innings in a 3-2 win, July 4 at Florida...threw 9.0 innings in four of five starts from July 30-Aug. 20, tossing his three complete games for the season during this stretch...his only start during the stretch in which he did not pitch 9.0 innings came in an 11-2 loss Aug. 15 at Colorado as he allowed 10 runs (all earned) on a career-high 13 hits in 6.0 innings...was the third time that he allowed a career-high 10 runs in a game...was on the 15-day disabled list from April 21 to May 27 with vestibular neuritis...returned to the 15-day disabled list Aug. 27 with a torn right latissimus dorsi muscle (back)...suffered the injury Aug. 26 vs. Atlanta...was transferred to the 60-day DL Sept. 20 and missed the remainder of the season.

2004—Named Brewers Most Valuable Pitcher for the second consecutive season...went 12-14 with a 2.70 ERA in 34 starts...the Brewers were 16-18 in his starts...Milwaukee was shut out in four of his starts and scored just one run in six others...established career highs in innings pitched (237.0), complete games (5) and strikeouts (264)...ranked among the National League leaders in strikeouts (2nd),

Ben Sheets, continued

complete games (t-2nd), ERA (3rd) and innings pitched (t-3rd)...ranked second in the NL with 1.2 walks per nine innings...led all Major League right-handed pitchers in strikeouts...broke the franchise record and the all-time Milwaukee baseball record (Braves and Brewers) for strikeouts in a season, surpassing Teddy Higuera (240 in 1987)...held opponents to a .226 batting average, which was seventh lowest in the NL...was selected to his second All-Star Game...tossed a scoreless inning, striking out Cleveland's Victor Martinez...had nine games in which he struck out 10 or more batters, including a franchise-record 18 strikeouts in a 4-1 win, May 16 at Atlanta...tossed a three-hitter in that game and walked one...earned National League Player of the Week honors that week...struck out the side on nine pitches in the third inning June 13 vs. Houston (Pete Munro, Craig Biggio & Jose Vizcaino), becoming the 35th pitcher in Major League history to accomplish the feat...went 9-5 with a 2.26 ERA prior to the All-Star Break and 3-9 with a 3.17 ERA after the break...had surgery Oct. 12 in Dallas to repair a lumbar disk herniation (Dr. Drew Dossett).

2003—Was named Brewers Most Valuable Pitcher after going 11-13 with a 4.45 ERA in 34 starts...the Brewers were 18-16 in his starts...tied for fourth in the National League in innings pitched (220.2)...became the first Brewers pitcher to throw 200.0 or more innings in back-to-back seasons since Jaime Navarro in 1992 and 1993...ranked third in the National League with 1.8 walks per nine innings...threw his only complete game of the season in a 3-1 loss, April 10 at Pittsburgh...struck out a season-high eight batters five times...lasted just 1.0 inning Aug. 19 vs. Philadelphia, leaving with stiffness in his right shoulder...did not miss a start.

2002—Went 11-16 with a 4.15 ERA in 34 starts...the Brewers were 12-22 in his starts...tied for the National League lead in losses and ranked eighth in innings pitched (216.2)...threw his only complete game of the season in a 7-1 win, June 18 vs. Houston (7 h, 3 bb, 7 so)...struck out a season-high nine batters May 16 vs. Cincinnati and July 3 at Pittsburgh.

2001—Entered the season as the number one prospect in the Brewers organization according to *Baseball America*...went 11-10 with a 4.76 ERA in 25 starts...the Brewers were 12-13 in his starts...was one of just three rookies in the Major Leagues to record 10 wins, joining Cleveland's C.C. Sabathia (17) and Houston's Roy Oswalt (14)...made his Major League debut April 5 at Houston, taking an 8-2 loss (6.0 ip, 6 h, 5 r, 5 er, 5 bb, 5 so, 1 hr, 1 hbp, 1 wp)...lost his next start April 11 vs. Houston and was optioned to Triple-A Indianapolis April 13, where he made two starts before returning to the team April 27...earned his first Major League win in an 8-4 victory, April 28 vs. Montreal (6.1 ip, 7 h, 4 r, 2 er, 1 bb, 5 so)...tossed his first complete game and shutout in a 7-0 win, May 29 at St. Louis (5 h, 1 bb, 3 so)...had a career-high six-game winning streak over a seven-start stretch from May 29 to June 29 (2.87 ERA)...named National League Rookie of the Month for June as he went 5-0 with a 3.55 ERA in six starts...went 10-5 with a 3.59 ERA prior to the All-Star Break and 1-5 with a 7.06 ERA after the break...became just the fifth Major League rookie since 1980 to record 10 or more victories by the All-Star Break, joining the Mets' Ron Darling (10-3, 1984), Royals' Tom Gordon (10-2, 1989), Mariners' Dave Fleming (11-3, 1992) and Devil Rays' Rolando Arrojo (10-5, 1998)...was selected to his first All-Star Game, becoming the first Brewers rookie to make the Midsummer Classic...retired his only batter faced (Mike Sweeney) on a flyout...had a career-high six-game losing streak over a nine-start stretch from July 4 to Oct. 2 (7.36 ERA)...placed on the 15-day disabled list Aug. 14, retroactive to Aug. 6, with tendinitis in his right rotator cuff...was activated Sept. 21.

2000—Was named Brewers Minor League Player of the Year...went 8-8 with a 2.40 ERA in 27 games, including 26 starts, between Double-A Huntsville and Triple-A Indianapolis...began the season at Huntsville, where he went 5-3 with a 1.88 ERA in 13 starts...was transferred to Indianapolis June 12 and went 3-5 with a 2.87 ERA in 14 games, 13 starts...following the season pitched for Team USA in the Olympics as the top starter for manager Tommy Lasorda...made three starts and went 1-0 with a 0.41 ERA (1 er in 22.0 ip)...tossed a three-hit shutout vs. Cuba to earn the Gold Medal for the United States, Sept. 27 in Sydney, Australia...returned to Milwaukee the next day to see the final game at County Stadium and received a standing ovation from the more than 56,000 fans in attendance.

1999—In his first professional season went 1-1 with a 4.04 ERA in seven starts between Rookie Ogden and Single-A Stockton...struck out 40 batters in just 35.2 innings...began the season at Ogden, where he went 0-1 with a 5.63 ERA in two starts...made his pro debut Aug. 2 at Idaho Falls, receiving a no decision (5.0 ip, 1 h, 1 r, 1 er, 1 bb, 8 so, 1 hr)...was transferred to Stockton Aug. 9 and went 1-0 with a 3.58 ERA in five starts...earned his first professional victory Aug. 12 vs. Visalia (5.0 ip, 4 h, 2 r, 2 er, 4

**RIGHT-HANDED PITCHER****Height/Weight:** 6-1 / 185**Bats/Throws:** Right / Right**Birthdate:** October 22, 1985**Opening Day Age:** 24**Birthplace/Resides:** Stockton, California / Galt, California**Major League Service:** None**Obtained:** Acquired from the Seattle Mariners for Jack Hannahan, July 11, 2009**Contract Status:** First year of a one-year contract through 2010.**CAREER HIGHLIGHTS**

Was acquired by the A's from Seattle for Jack Hannahan during the 2009 season and was added to the 40-man roster following the season...is 18-19 with seven saves and a 4.54 ERA (153 er in 303.0 ip) in 135 career minor league appearances, including 27 starts, in four professional seasons...19 of the starts came in 2009...was originally the Mariners ninth round selection the 2006 draft...led Midwest League relievers with an average of 0.80 walks per nine innings at Wisconsin in 2007.

2009 HIGHLIGHTS

Was acquired by the A's from the Seattle Mariners organization for infielder Jack Hannahan July 11 and was assigned to Double-A Midland...went 0-2 with a 10.35 ERA in five starts before a shoulder injury ended his season Aug. 4...was 6-6 with a 3.35 ERA in 20 games, 14 starts, at Double-A West Tenn and combined for a 6-8 record and a 4.78 ERA in 25 games, 19 starts, overall...it was the first time in his career he had more starts than relief appearances...posted career highs in wins, losses, starts, innings pitched (98.0), earned runs (52) and walks (28)...also hit a career high 10 batters, which tied for eighth most among all Double-A pitchers...yielded just five home runs, or 0.46 per nine innings...allowed a .274 opponents batting average, including .257 (44 for 171) against left-handed hitters and .288 (61 for 212) against righties...issued 19 of his 28 walks to lefties...his opponents average jumped to .359 with runners in scoring position...began the season in the bullpen and went 0-1 with a 2.70 ERA in six appearances...his final 19 outings were as a starter and he posted a 6-7 record and a 5.01 ERA in those outings...his teams were 8-11 (.421) in his starting assignments...lasted fewer than 5.0 innings in nine of his starts...tossed at least one inning in all six of his relief appearances and allowed 4 of 6 (66.7%) inherited runners to score.

WEST TENN: Allowed three runs in 1.0 inning in his first outing, April 11 at Montgomery, but did not allow an earned run in his next six outings and 14.0 innings, including his first start April 26 against Mississippi when he tossed 5.0 shutout innings...finished April with a 0-1 record but a 1.80 ERA...picked up his first win May 2 at Birmingham when he allowed one run on one hit and one walk in 5.0 innings...then yielded six runs on eight hits in 1.1 innings in his next start, a loss May 8 against Huntsville...combined on a five-hit shutout in a 3-0 win over Birmingham May 20 (6.1 ip, 3 h, 1 bb, 6 so)...struck out a season high nine in 6.2 innings to defeat Chattanooga May 30...improved to 4-3 with a 3.16 ERA with the win but then lost each of his next three starts from June 4 to 15 (4.15 ERA)...allowed a season high 10 hits in 5.2 innings July 1 against Mississippi but had a no decision...tossed a season high 7.0 innings to win his final start with the Diamond Jaxx, July 6 at Huntsville.

MIDLAND: Yielded six runs in 2.2 innings in his first start for Midland July 13 against Springfield but ended up with a no decision...allowed at least five runs in four of his five starts with the RockHounds...allowed a season high seven runs in each of his final two starts, both losses...tossed 4.1 innings at Frisco July 29 and 3.0 innings against Corpus Christi Aug. 3...was placed on the disabled list the next day with a strained right shoulder and missed the remainder of the season.

CAREER

2008—Combined to go 5-4 with four saves and a 3.90 ERA in 44 games, five starts, for Single-A Wisconsin, Triple-A Tacoma and Single-A High Desert...struck out 82 and walked just 26 in 83.0 innings...allowed a .269 opponents batting average, including .235 by right-handed hitters and .312 against left-handers...yielded a .216 mark with runners in scoring position and .203 to batters leading off an inning...allowed 6 of 29 (20.7%) inherited runners to score...began the season with Wisconsin, appearing in 30 games in relief...went 4 for 5 in save opportunities, including recording saves in back-to-back ap-

pearances, May 14 vs. Burlington and May 16 vs. Kane County... was transferred to Tacoma July 9 and appeared in two games before being transferred to High Desert July 15... moved to the starting rotation on Aug. 8, making five starts... recorded the win, tossing a season-high 6.0 innings, Aug. 29 vs. Rancho Cucamonga... participated in the Mariners Advance Development League in Peoria.

2007—Spent the season with Wisconsin, appearing in a team leading 49 games, including three starts... went 1-0 with a 2.08 ERA in his three starts... averaged 0.80 walks per nine innings in his 46 relief appearances, which was the lowest mark among Midwest League relievers... allowed a .304 batting average, including .295 against lefties and .309 by righties... picked up wins in consecutive appearances, June 12 at Quad Cities and June 17 at Cedar Rapids, allowing only three hits in a season-high 5.0 scoreless innings June 12... earned the 2007 Ellis Award, along with Tony Butler, for involvement in the community.

2006—Began his professional career with Everett, appearing in 17 games in relief... opponents hit .267, including .295 by left-handed hitters and .250 by right-handers... yielded a .156 average with runners in scoring position... picked up his first career win, tossing 2.0 shutout innings July 19 at Boise... struck out a season-high four batters in 2.0 innings July 26 at Eugene... earned his first save, tossing 2.0 scoreless innings July 30 vs. Spokane.

PERSONAL/MISCELLANEOUS

Justin Richard Souza... graduated from Galt (CA) High School in 2003... was a 2nd Team All-League Selection and MVP his senior season... attended American River College and Sacramento City College... named to the first team All-Big 7 Conference in California... signed by Seattle scout Steve Pettis.

LIFETIME PITCHING RECORD

Year	Club	W	L	ERA	G	GS	CG	SHO	SV	IP	H	R	ER	HR	HB	BB	IBB	SO	WP	BK
2006	Everett	2	2	4.99	17	0	0	0	1	30.2	32	21	17	5	2	13	2	33	2	0
2007	Wisconsin	5	5	4.73	49	3	0	0	2	91.1	119	65	48	12	5	8	1	58	7	1
2008	Wisconsin	3	3	3.69	30	0	0	0	4	39.0	36	20	16	3	5	13	2	40	0	1
	Tacoma	0	0	2.08	2	0	0	0	0	4.1	4	1	1	0	0	0	0	3	0	0
	High Desert	2	1	4.31	12	5	0	0	0	39.2	46	20	19	5	2	13	0	39	2	0
2009	West Tenn	6	6	3.35	20	14	0	0	0	78.0	73	34	29	4	8	18	0	62	0	0
	Midland	0	2	10.35	5	5	0	0	0	20.0	32	28	23	1	2	10	0	13	1	1

CAREER TRANSACTIONS

2006 — Selected by the Seattle Mariners organization in the ninth round of the First-Year Player Draft. **2009** — Traded to the Oakland Athletics for infielder Jack Hannahan, July 11.

KURT SUZUKI

8

CATCHER

Height/Weight: 5-11 / 208

Bats/Throws: Right / Right

Birthdate: October 4, 1983


Opening Day Age: 26

Birthplace/Resides: Wailuku, Hawaii / Redondo Beach, California

Major League Service: 2 years, 113 days

Obtained: Selected in the 2nd round of the 2004 First-Year Player Draft

Contract Status: First year of a one-year contract through 2010.



CAREER HIGHLIGHTS

Has led American League catchers in games started in each of the last two seasons and is a .276 hitter in 295 games over that span... made his Major League debut in 2007 and hit .249 in 68 games... has started 324 of the A's 393 (82.4%) games behind the plate since Jason Kendall was traded July 16, 2007... had a team-leading 88 RBI in 2009 to become just the second catcher in Athletics history to lead the club in RBI... had two pinch homers in 2008 and is 7 for 14 (.500) with a double, two home runs, six RBI, two walks and a hit by pitch in his career in the pinch... named to the Texas League All-Star team in 2006 at Midland... played for United States in the All-Star Futures Game that year at Pittsburgh... was originally

drafted by the A's in the second round of the 2004 draft...is the fourth Hawaiian born player to play for the Athletics, joining Shane Komine (2006), Ron Darling (1991-95) and Lenn Sakata (1986).

2009 HIGHLIGHTS

Led American League catchers in games started for the second consecutive season (132) and continued to improve offensively...had career-highs in runs (74), hits (156), doubles (37), home runs (15), RBI (88), stolen bases (8) and slugging percentage (.421)...led the A's in hits, doubles, RBI, slugging, hit by pitches (8), sacrifice flies (7), multiple RBI games (20) and go-ahead RBI (18)...became just the second catcher in Athletics history to lead the club in RBI...the other was Frankie Hayes, who had 78 RBI for Philadelphia in 1944...the last A's catcher to lead the team in doubles was Hal Smith of the 1957 Kansas City A's (26)...led the A's in hits for the second consecutive season but his slugging percentage was the lowest ever by an Oakland team leader...struck out 59 times for an average of 10.41 plate appearances per strikeout...that was the sixth best ratio in the American League...however, walked just 28 times for an average of 21.93 plate appearances per walk, which was fifth highest in the AL...his .313 on-base percentage was the lowest of his three seasons...also tied for ninth in the AL in sacrifice flies and reaching base on an error (8)...in addition to games started, he also led AL catchers in innings (1173.1), putouts (923) and total chances (996)...tied for the lead in games (135), ranked second in assists (68) and was fourth in fielding percentage (.995)...the total chances were second most in Oakland history to Jason Kendall's record of 1044 in 2005 and the assists and fielding percentage were fourth best...however, tossed out just 17 of 98 (17.3%) attempted base stealers and that was the second lowest percentage by an Oakland catcher since 1974 (Kendall, 15.1% in 2005)...has thrown out 40 of 205 (19.5%) in his career...has started 324 of the A's 393 (82.4%) games behind the plate since Kendall was traded July 16, 2007...now has 342 games caught in his career, which is eighth most in Oakland history...was named as the third best defensive catcher in the AL in *Baseball America's* best tools survey...led AL catchers in doubles (34), RBI (83) and stolen bases (8), ranked second in runs (71) and third in hits (144)...the doubles were an Oakland record for a catcher, topping the previous mark of 31 set by Terry Steinbach in 1991...they were the most by an Athletics catcher since Mickey Cochrane had 35 in 1932...the RBI were second best by a catcher in Oakland history and the steals tied for third best...batted .311 on the road compared to .234 in Oakland...hit .245 with the bases empty and .310 with runners on...batted .293 before the All-Star Break and .251 after the break...however, had five home runs and 37 RBI in 79 games before the ASB and 10 home runs and 51 RBI in 68 games after the break...ranked eighth in the AL in post-break RBI...hit .297 with three home runs and nine RBI in 16 interleague games and now owns a .346 (44 for 127) career average against the National League with six home runs and 20 RBI in 35 games...has a .264 lifetime average against AL competition...combined for a .333 batting average in the eighth and ninth innings...batted .230 with six of his 15 home runs with two strikes...has hit 11 of his 29 career home runs with two strikes...in addition to his games at catcher, he also batted .306 in 10 games at designated hitter and was 1 for 4 (.250) with two walks, a hit by pitch and two RBI as a pinch hitter...is now 7 for 14 (.500) with a double, two home runs, six RBI, two walks and a hit by pitch in his career in the pinch...started games at every spot in the order except ninth and saw his most action with 33 games in the five spot, where he hit .299.

OAKLAND: Matched his career-high with four hits April 21 at New York...hit safely in all eight of his games against the Yankees (14 for 33, .424) and drove in a run in each of his first seven games, matching the Oakland record for consecutive games with a RBI against New York (Jose Canseco, Aug. 24, 1988-Aug. 30, 1989)...now has as 10-game hitting streak against the Yankees (18 for 43, .419) and is a .397 (23 for 58) career hitter against New York, his best mark against any AL team...finished April with a .343 batting average, his best single month mark in 2009...was hitting .331 with 12 doubles over his first 30 games through May 15...then went 17 for 89 (.191) over his next 25 games...struck out in the first inning May 19 at Tampa Bay, snapping a career-long streak of nine games and 41 plate appearances without a strikeout...stole a career-high two bases June 10 against Minnesota to become the fourth catcher in Oakland history to steal two bases in a game, joining Jason Kendall (three times), Mike Heath (twice) and Mickey Tettleton (once)...went back-to-back games without starting for the only time June 11 and 12...it was the second time he went consecutive games without starting over the last two years (also Sept. 23-24, 2008 at Texas)...had three assists in the fifth inning June 18 at Los Angeles (NL) and

OAKLAND A'S MOST RBI AS A CATCHER*

96	Steinbach, 1996 (100)
83	Suzuki, 2009 (88)
78	Hernandez, 2003 (78)
64	Steinbach, 1995 (65)
64	Tenace, 1975 (87)

**Only includes RBI in games when catching. Number in parentheses is total RBI for that season.*

all were putouts to different players (first base, second base and shortstop)...not since 1976 had a catcher recorded three assists in an inning, with the putouts going to three different positions...the last catcher to do it was Atlanta's Vic Correll, also in the fifth inning against the Dodgers, Sept. 17, 1976...had a career-high 10-game hitting streak from July 1 to 12 (16 for 42, .381)...went a career-high 26 consecutive games without a walk from July 6 to Aug. 5...lined out as a pinch hitter July 30 against Boston, snapping a career-opening 21-game hitting streak against the Red Sox (29 for 83, .349)...it was the longest hitting streak in Oakland history against Boston...committed an error Aug. 2 against Toronto, snapping a career best 84-game errorless streak dating back to April 10...it was the sixth longest errorless streak by a catcher in Oakland history...made his first career start batting cleanup Aug. 19 against New York and was 1 for 4...had the game-ending RBI single in the bottom of the ninth inning Aug. 22 against Detroit, his sixth career game-ending hit (two singles, two doubles, two home runs)...hit .264 in September, but had 24 RBI, which tied for third in the AL.

CAREER

2008—In his first full season in the majors, he led American League catchers in games (141) and games started (136) while hitting a team leading .279 for the A's...that was the lowest batting average by an A's team leader since Jeff Burroughs hit .277 in 1982...also led the A's in hits (148), hit by pitches (11), multiple hit games (36) and grounded into double plays (20) while tying Jack Cust for the team lead in games played (148)...became the first catcher to top the club in games since Jeff Newman in 1979 (143) and his games played were the fewest by an A's team leader since Scott Spiezio led the club with 147 games in 1997...had the fewest hits by an A's team leader in a non-strike season since Rickey Henderson in 1982 (143)...tied for seventh in the AL in hit by pitches and tied for 10th in GIDP...batted .241 over his first 45 games through May 24, hit .358 over a 51-game stretch from May 25 to July 28 and finished the year by compiling a .237 average over his final 52 games...hit .291 with six of his seven home runs and 37 of his 42 RBI against right-handed pitching and .246 against left-handers...batted .318 with five home runs and 28 RBI at home and .241 with two home runs and 14 RBI on the road...had the ninth best home batting average in Oakland history...hit .282 with runners in scoring position, but that dropped to .196 with RISP and two outs...was 1 for 13 (.077) with the bases loaded, the third lowest mark in the AL...was 5 for 8 (.625) with a double, two home runs and four RBI as a pinch hitter...tied for the AL lead in pinch home runs and tied for fifth in pinch hits...his batting average was the best among AL pinch hitters with five or more plate appearances...hit .389 with two home runs and 10 RBI in 15 interleague games and .267 with five home runs and 32 RBI in 133 games against the AL...in addition to leading AL catchers in games and games started, he also ranked first in innings caught (1215.0), total chances (986) and putouts (927)...ranked third among Major League catchers in games, games started and innings...his putout total was second best in Athletics history by a catcher to the record of 986 set by Jason Kendall in 2005...his innings were third best in Oakland history...tossed out 16 of 71 (22.5%) attempted base stealers...started games at every spot in the batting order except clean-up...hit .205 in 27 games batting first, .206 in nine games hitting third and .307 in all other spots in the order...had his first career four-hit game April 14 at Chicago...was batting .327 over his first 16 games before being inserted into the leadoff spot in the order April 18...batted leadoff in each of his next 20 starts through May 13 and hit .200 over that span...had a career long 0 for 23 streak from May 7 to 14...was 4 for 5 with two doubles, a home run and five RBI June 20 against Florida...the RBI were a career high and he matched his best in hits (second time)...became the second catcher in Oakland history with four hits and five RBI in one game (Gene Tenace, Sept. 14, 1973 vs. Texas)...three of the five RBI gave the A's the lead, including his third career walk-off RBI, a double in the 11th inning...is the first Oakland Athletic to have three go-ahead RBI in one game since the stat was tracked beginning in 1974...finished June with a .370 batting average, which ranked third best in the American League...then hit .326 in July...connected for his first career pinch hit home run July 10 against Seattle and it was the first by an Athletic since Adam Melhuse Aug. 28, 2006 vs. Boston...had the game-ending pinch hit home run Aug. 15 against Chicago, the first such home run by an Athletic since Scott Hatteberg Sept. 4, 2002 against Kansas City...it was his second career walk-off home run...the A's were 6-1 in games in which he homered...had the game-ending pinch hit double Aug. 28 against Minnesota, his second game-ending pinch hit of the season...is just the second player in Oakland history with two game-ending pinch hits in the same season...Frank Fernandez also had two in 1970, both home runs...it was the second game-ending pinch hit double in Oakland history (Tommy Davis, April 10, 1971 vs. Kansas City)...it was Suzuki's third game-ending hit of the season and the fifth of his career...it was his second game-ending double in 2008...the only other player in Oakland history with more than one game-ending double in his career is Terrence Long, who had three...missed consecutive games Sept. 23 and 24 at Texas following a collision at home plate Sept. 22...it marked the first time he went back-to-back games without a start since Jason Kendall was traded July 16, 2007.

2007—Made his Major League debut with Oakland in June and spent five weeks as the back-up to Jason Kendall before starting 56 of the A's final 70 games at catcher following the trade of Kendall July 16... made 61 starts total behind the plate...since 1988, the only Oakland rookie to start more games at catcher is A.J. Hinch, who started 109 games in 1998...batted .249 with seven home runs and 39 RBI in 68 games with the A's...hit .281 against right-handed pitching and .151 against left-handers...his average improved to .290 with runners in scoring position...was 4 for 9 (.444) with a grand slam and 10 RBI with the bases loaded...five of his seven home runs came with runners on base (three two-run, one three-run and one grand slam)...batted .288 with five of his seven home runs in the seventh inning or later...batted .333 during the day...saw most of his action batting ninth where he made a team leading 47 starts...had six home runs from the nine spot in the order, which was third most in the American League...appeared in 66 games at catcher and tossed out 7 of 36 (19.4%) attempted base stealers...hit .185 over his first 21 games through July 28, .312 over his next 28 games through Sept. 2 and .212 over his final 19 games...was selected from Triple-A Sacramento June 10 and made his Major League debut June 12 at Houston...grounded out as a pinch hitter in his first at bat in the 10th inning...collected his first ML hit June 14 at Houston, a pinch hit single off Brian Moehler in the 11th inning of the A's 6-5 win...hit his first home run in his fourth game June 19 against Cincinnati, a solo shot off Todd Coffey in the eighth inning...had a 0 for 21 streak from July 2 to 20...caught Shane Komine July 17 against Texas to become the first Hawaiian born battery in Major League history...hit his first career walk-off home run Aug. 16 against Chicago, a three-run shot off Matt Thornton with two outs in the bottom of the 10th inning in an 8-5 win...hit his first career grand slam in the second inning Sept. 10 at Seattle...closed out the A's season with a walk-off single in the bottom of the ninth inning in the A's 3-2 win over Los Angeles Sept. 30...began the year at Sacramento where he batted .280 with three home runs and 27 RBI in 55 games...those were his first Triple-A games...hit .344 against left-handed pitching and .252 against right-handers...batted .327 on the road...tossed out 16 of 42 (38.1%) attempted base stealers...batted .306 over his first 32 games through May 11, went 5 for 39 (.128) over his next 10 games through May 23 and then hit .333 over his final 13 games...had back-to-back three-hit games in his final two Triple-A contests June 7 and 8 at Tucson.

2006—Spent the entire season at Double-A Midland where he batted .285 with seven home runs and 55 RBI in 99 games...named to the Texas League All-Star team...hit .382 against left-handers and .254 against right-handers...hit .330 with runners in scoring position and .356 with RISP and two outs...tossed out 33 of 70 attempted base stealers (47.1%), which was the second best mark in the Texas League...led all Texas League catchers in fielding percentage (.997) and games (91)...played for the United States in the All-Star Futures game July 9 at Pittsburgh and was 0 for 1...batted .362 over the first 18 games of the season and was hitting .287 at the end of May...hit .341 with two home runs and 17 RBI in 24 games in June to boost his average to .306...then batted .234 with one home run and 13 RBI over his last 30 games...went 3 for 5 with a home run and eight RBI June 22 at Tulsa...was named to the U.S. Olympic Qualifying team...suffered a bruised left wrist while playing for the U.S. team in Cuba and did not return to action with the RockHounds.

2005—Spent his first full professional season with Single-A Stockton and batted .277 with 12 home runs and 65 RBI in 114 games...added 63 walks for a .378 on-base percentage...made 104 appearances at catcher which led the California League...also topped CL catchers in total chances (947), putouts (882), errors (15) and passed balls (19)...tossed out 32 of 86 (37.2%) attempted base stealers...was a perfect 4 for 4 April 23 at Visalia, his only four-hit game of the season...had two home runs and five RBI May 20 against Bakersfield for his only two-homer game of the season...reached base safely in 27 consecutive games from June 1 to July 5...hit .286 over that span and added 20 walks for a .409 on-base percentage...had a grand slam June 17 against Rancho Cucamonga...homed in three straight games from Aug. 28 to 30...hit .222 with a home run and two RBI in two postseason games for Stockton...then played for the Arizona Fall League Champion Phoenix Desert Dogs and batted .342 with seven RBI in 13 games...added eight walks for a .447 on-base percentage.

2004—Batted .297 with three home runs and 31 RBI in 46 games in his professional debut at Single-A Vancouver of the Northwest League...added 18 walks and was hit by a pitch a team leading 12 times for a .394 on-base percentage...batted .323 with all three of his home runs and 27 of his 31 RBI against right-handers and .214 against left-handers...hit .304 with runners in scoring position...appeared in 27 games at catcher where he committed just one error for a .995 fielding percentage...tossed out 4 of 24 (16.7%) attempted base stealers...began his professional career by hitting safely in each of his first 12 games from July 17 to 29...batted .362 during the streak with two home runs and eight RBI...went 0 for 13 with a walk in three postseason games for Vancouver.

PERSONAL/MISCELLANEOUS

Kurt Kiyoshi Suzuki was signed by Randy Johnson... graduated from H.P. Baldwin HS (Wailuku, Maui, Hawaii) in 2001... majored in Kinesiology at Cal State Fullerton... won the Johnny Bench Award following the 2004 season, given annually to the nation's top collegiate catcher... was also an All-America selection by *Baseball America* and *Collegiate Baseball* and was named Big West Player of the Year after batting .413 with 16 HR and 87 RBI... led Fullerton to the College World Series championship as his two-out RBI single in the bottom of the seventh inning broke a 2-2 tie to lead the Titans to a 3-2 win over Texas in the championship game... is married, Renee... along with his wife, raised over \$61,000 for the Jon Wilhite Recovery Fund, to help alleviate medical costs accrued by his friend and former Cal State Fullerton teammate who was injured in the tragic car accident that took the lives of Angels' pitcher Nick Adenhardt and three others... was named the co-recipient of the 2009 Dave Stewart Community Service Award which is given annually to an A's player for outstanding work in the community.

LIFETIME PLAYING RECORD

Year	Club	AVG.	G	AB	R	H	2B	3B	HR	RBI	SH	SF	HP	BB	SO	SB	CS	SLG	OBP	E
2004	Vancouver	.297	46	175	27	52	10	3	3	31	3	3	12	18	26	0	1	.440	.394	1
2005	Stockton	.277	114	441	85	122	26	5	12	65	2	5	12	63	61	5	3	.440	.378	15
2006	Midland	.285	99	376	64	107	26	1	7	55	0	1	9	58	50	5	3	.415	.392	2
2007	Sacramento	.280	55	211	32	59	9	0	3	27	1	3	4	21	41	0	0	.365	.351	3
	OAKLAND	.249	68	213	27	53	13	0	7	39	3	5	3	24	39	0	0	.408	.327	2
2008	OAKLAND	.279	148	530	54	148	25	1	7	42	2	1	11	44	69	2	3	.370	.346	6
2009	OAKLAND	.274	147	570	74	156	37	1	15	88	1	7	8	28	59	8	2	.421	.313	5
ML Totals		.272	363	1313	155	357	75	2	29	169	6	13	22	96	167	10	5	.398	.329	13

CAREER TRANSACTIONS

2004 — Selected by the Oakland Athletics organization in the 2nd round of the First-Year Player Draft.

SUZUKI'S CAREER BESTS

Hits: 4 (three times), last: April 21, 2009 at New York (AL)

Home Runs: 1 (29 times), last: September 26, 2009 at Los Angeles (AL)

Runs Batted In: 5, June 20, 2008 vs. Florida

Stolen Bases: 2, June 10, 2009 vs. Minnesota

Hitting Streak: 10, July 1 to 12, 2009

Hitless Streak (At Bats): 23, May 7 to 14, 2008

Grand Slams: 1, September 10, 2007 at Seattle (Ramirez).

Pinch-Hit Home Runs: 2, August 15, 2008 vs. Chicago-AL (Carrasco), July 10, 2008 vs. Seattle (Morrow).

Inside-The-Park Home Runs: None.

Game Ending Home Runs: 2, August 15, 2008 vs. Chicago-AL (Carrasco), August 16, 2007 vs. Chicago-AL (Thornton).

Lead Off Home Runs: None.

RYAN SWEENEY

21

OUTFIELDER

Height/Weight: 6-4 / 223

Bats/Throws: Left / Left

Birthdate: February 20, 1985


Opening Day Age: 25

Birthplace/Resides: Cedar Rapids, Iowa / Cedar Rapids, Iowa

Major League Service: 2 years, 53 days

Obtained: Acquired from the Chicago White Sox with Gio Gonzalez and Fautino De Los Santos in exchange for Nick Swisher, January 3, 2008

Contract Status: First year of a one-year contract through 2010.



CAREER HIGHLIGHTS

Batted a team-leading .293 in 134 games with Oakland in 2009 and now has a .290 average in 249 games with the A's over the last two seasons... made his Major League debut with Chicago (AL) in 2006 and hit .213 in 33 games over two seasons with the White Sox... had an Oakland record-tying three doubles on Sept. 4, 2008 and Sept. 14, 2009... was ranked by *Baseball America* as the No. 1 Prospect in the Sox organization entering the 2007 season, the No. 3 Prospect prior to 2006, the No. 2 Prospect in 2005 and the No. 4 Prospect in 2004... was originally a second round pick out of high school by the White Sox in the 2003 draft... was named Louisville Slugger National Player of the Year at Xavier High School in Cedar Rapids, Iowa.

2009 HIGHLIGHTS

The 24-year old outfielder batted a team-leading .293 with 53 RBI in 134 games in his second full season... the batting average is fifth best in Oakland history by a player younger than 25 years of age and it marks the second consecutive season a 24-year old has led the A's in batting (Suzuki, .279)...finished second on the club with 31 doubles but had just six home runs...averaged 80.67 at-bats per home run, which ranked fourth highest in the American League...hit .326 with 23 of his 31 doubles on the road...had the sixth best road batting average in the AL and tied for fifth in doubles...also hit four of his six home runs on the road and slugged .469 in away games, compared to .336 in Oakland...batted .319 with 20 doubles after the All-Star Break...had the 10th best batting average in the AL after the break and tied for eighth in doubles...hit .301 (112 for 372) with five of his six home runs and 46 of his 53 RBI against right-handed pitching...his home run June 29 off Detroit's Fu-Te Ni is the only one of his 12 career home runs off a southpaw...batted .314 in the seventh inning and later...hit .325 in interleague play and now has a .309 (30 for 97) career average against the National League...batted .314 when leading off an inning...his average slipped to .258 with runners in scoring position, including .220 with RISP and two outs...was 1 for 10 with the bases loaded... started a team-leading 63 games in right field but also made 53 starts in center field and five in left field for a team-leading 121 starts in the outfield overall...had 11 assists, which tied for fourth among AL outfielders...the breakdown included five assists in right field, four in center field and two in left field... hit .341 in 85 games overall while playing right field and .246 in 57 games in center field...was 0 for 4 with three strikeouts as a pinch hitter...is now 0 for 14 with seven strikeouts in his career in the pinch... started games at every spot in the order except second, fourth and ninth...hit .357 with eight doubles and 16 RBI in 23 games batting third.

HIGHEST BATTING AVERAGE, OAKLAND HISTORY, YOUNGER THAN 25 YEARS OLD

.319	Rickey Henderson, 1981 (22)
.308	Claudell Washington, 1975 (20)
.307	Jose Canseco, 1988 (23)
.303	Rickey Henderson, 1980 (21)
.293	Ryan Sweeney, 2009 (24)

Number in parentheses indicates players age as of June 30

OAKLAND: Had back-to-back three-hit games in the second and third games of the season, April 7 and 8 at Los Angeles, but hit .227 over his first 10 games...then compiled a season-best 12-game hitting streak from April 18 to May 3 (17 for 56, .304)...was batting .246 in 49 games when he was placed on the 15-day disabled list June 8, retroactive to June 3, with a sprained left knee...it was his third stint on the DL in two seasons with the A's...was reinstated June 18 and hit .324 in 85 games following his return...had the seventh-best batting average in the AL from June 18 through the end of the season... homered June 29 against Detroit to snap a 32-game homerless streak and then went another 31 games before his next home run, giving him one home run over a 64-game span from May 9 to Aug. 6...walked July 24 at New York to snap a 27-game streak without a walk...that was the longest such streak by an Athletic since Miguel Tejada had a 29-game streak from May 29 to June 29, 2001...however, batted .311 during the streak...homered twice in a three-game series at Kansas City, Aug. 7 to 9, to start a season-ending stretch where he collected 21 extra base hits (16 doubles, two triples, three home runs) over his final 44 games...had just 11 extra base hits over his previous 64 contests...had 34 RBI over his first 107 games through Aug. 26...then drove in 19 runs over his final 27 games...reached base safely via hit or walk in an A's season-high 23 consecutive games from Aug. 30 to Sept. 26...hit .367 (33 for 90) with 10 doubles and 10 walks (.427 on-base percentage) during the streak...matched his career-high with four hits Sept. 8 at Chicago (third time)...tied an Oakland record with three doubles Sept. 14 at Texas... it was the 22nd three-double game in Oakland history...also had his first career four-RBI game that day against the Rangers...hit .360 with 19 runs scored, 10 doubles and 16 RBI in 22 games in September... tied for second in the AL in doubles in September and ranked sixth in batting...his batting average was the highest one-month batting average of his career.

CAREER

2008—Batted .286 with five home runs and 45 RBI in 115 games in a season interrupted by two stints on the disabled list...ranked third among American League rookies in on-base percentage (.350), tied for fourth in multiple hit games (31) and fifth in batting and stolen bases (9)...his stolen bases were the most by an A's rookie since 1997 when Jason McDonald had 13 and Scott Spiezio had nine...had just one caught stealing and was successful in 90.0% of his attempts...missed 13 games while he was on the

DL from May 29 to June 12 with a left toe contusion and 15 games during a DL stint from Aug. 13 to 27 with a sprained right thumb...also missed three games from June 27 to 29 with a sprained left ankle and three games from July 11 to 13 with a dislocated left pinkie...batted .307 with all five of his home runs against right-handed pitching compared to .216 against left-handers...hit four of his five home runs on the road, four at night and four with the bases empty...batted .257 with the bases empty and .329 with runners on base...including .330 with runners in scoring position...had a .242 batting average against a pitcher the first time he saw him in a game and .339 after that...started a team leading 102 games in the outfield, including 54 in right field, 46 in center field and two in left field...committed just one error in 110 games overall in the outfield for a .996 fielding percentage, which ranked sixth among AL outfielders...had six assists, which tied for third among AL rookie outfielders...started games in every spot in the batting order, with his most action coming in the second (23), third (21) and first (19) spots in the order...was on his first Opening Day roster and went 0 for 3 as the A's Opening Day starter in center field March 25 against Boston in Tokyo...had his first career four-hit game April 4 against Cleveland when he was a perfect 4 for 4 with an RBI...batted .325 over his first 15 games through April 19 before going 9 for 44 (.205) over an 18-game stretch from April 20 to May 11...stole the first base of his career April 25 at Seattle...had a career and A's season best 13-game hitting streak from May 19 to June 19...it was the second longest hitting streak by an AL rookie in 2008...hit .327 (17 for 52) during the streak, which was interrupted by his first stint on the DL...was batting .293 with two home runs and 22 RBI in 46 games when he was placed on the 15-day disabled list May 30 retroactive to May 29 with a left toe contusion...that included a .333 batting average in the month of May...went 14 for 34 (.412) with four doubles, a home run and five RBI on an eight-game rehab assignment with Triple-A Sacramento from June 5 to 12 and was reinstated from the DL June 13...hit .327 over his first 29 games following his return from the DL...had a 10-game hitting streak from July 10 to 28 (14 for 37, .378) and was the only Athletic with two hitting streaks of 10 or more games in 2008...was placed on the 15-day DL for the second time Aug. 13 with a sprained right thumb...went 0 for 3 in a one-game rehab assignment with the A's affiliate in the Arizona Rookie League Aug. 27 and was reinstated from the DL Aug. 28...hit .284 in 27 games following his return...had three doubles in the second game of the doubleheader Sept. 4 at Kansas City to tie the Oakland record...that began a 10-game stretch where he batted .472, which pushed his season batting average to .301 Sept. 16...then went 5 for 35 (.143) over his final 11 games to finish the year at .286...committed the first error of his career Sept. 8 at Detroit in right field...began his career with a 123-game errorless streak, including 94 games with the A's...matched his career high with four hits Sept. 16 against Los Angeles.

2007—Batted .200 with one home run and five RBI in 15 games with the White Sox...made 11 appearances in left field and three in center field...was recalled from Triple-A Charlotte April 29 and made his season debut that day, going 0 for 2 with a walk...connected on his first Major League home run May 12 against Kansas City, a solo shot off Scott Elarton...was 1 for his last 16 (.063) before being optioned to Charlotte May 20...hit .270 with 10 home runs and 47 RBI in 105 games with the Knights...made 46 appearances in center field, 36 in right field and 29 in left field...did not commit an error and led International League outfielders with 13 assists...went 5 for 5 with a home run and three RBI May 25 against Ottawa...compiled an 11-game hitting streak from June 6-17, going 21 for 45 (.467)...connected for a grand slam July 16 against Buffalo...was on the disabled list from Aug. 2 to 9 with a sprained right wrist...had a 10-game hitting streak from Aug. 16-27 (12 for 36, .333)...was ranked by *Baseball America* as the No. 1 Prospect in the Sox organization entering the season...hit .286 with two doubles, a home run and 13 RBI with Phoenix of the Arizona Fall League following the season...participated in the AFL Rising Stars Showcase game and drove in the winning run with a single in the 10th inning.

2006—Hit .229 with five RBI in 18 games with the White Sox...his contract was purchased from Triple-A Charlotte Sept. 1...made seven appearances in center field (three starts), six in right field (three starts) and six in left field...made his Major League debut as a defensive replacement in center field Sept. 1 at Kansas City...collected his first two hits Sept. 5 at Boston in his first start in right field...singled off Kason Gabbard in the sixth inning for his first ML hit...picked up his first RBI Sept. 6 at Boston with a groundout...rated by *Baseball America* as the Best Hitter For Average and Best Defensive Outfielder in the White Sox organization following the season...was also tabbed by the same publication as the No. 5 Prospect in the International League...hit .296 with 13 home runs and 70 RBI with the Knights...ranked fourth in the organization in hits (133) and tied for fourth in RBI...was named the IL Batter of the Week for April 24-30...played in 14 games for LaGuaira in the Venezuelan Winter League, hitting .260 with one homer and seven RBI...was ranked by *Baseball America* entering the season as the No. 3 Prospect and Best Outfield Arm in the Sox organization.

Ryan Sweeney, continued

2005—Batted .298 with 22 doubles, one home run and 47 RBI with Double-A Birmingham...ranked among the organizational leaders in average (6th) and triples (t-9th, 3)...hit his only home run Aug. 28 at Jacksonville (105th game)...was ranked by *Baseball America* as the No. 2 Prospect, Best Hitter for Average and Best Outfield Arm in the White Sox organization entering the campaign...also was cited as the No. 7 Prospect in the Carolina League by the same publication...was honored as the White Sox Midwest Player of the Year at the annual Pitch and Hit Club awards dinner in January 2005.

2004—Ranked among the organizational leaders in hits (3rd, 146) and runs scored (9th, 71) and finished second in the CL in hits at Winston-Salem...played in 14 games for Chicago in spring training, hitting .367 with three doubles and four RBI...was ranked by *Baseball America* as the No. 4 Prospect in the Sox organization entering the season.

2003—Hit a combined .327 between Advanced Rookie Bristol and Advanced Rookie Great Falls...recorded his first professional home run Aug. 21 vs. Kingsport...was cited by *Baseball America* as the Best Pure Hitter and Best Athlete (along with Brian Anderson) from the Sox 2003 draft class.

PERSONAL/MISCELLANEOUS

Ryan Joseph Sweeney was recommended/signed by White Sox scouts Paul Provas and Nathan Durst...graduated from Xavier High School in Cedar Rapids, Iowa...was named Louisville Slugger National Player of the Year...was a First-Team All State selection in 2001-02...posted a 9-0 record with a 0.35 ERA with 82 strikeouts as a junior...committed to San Diego State University before signing with the White Sox...took part in the A's Caravan following the 2008 season, visiting Special Olympics, a health clinic, the San Jose Holiday Parade and the Fremont Toys for Tots drive.

LIFETIME PLAYING RECORD

Year	Club	AVG.	G	AB	R	H	2B	3B	HR	RBI	SH	SF	HP	BB	SO	SB	CS	SLG	OBP	E
2003	Bristol	.313	19	67	11	21	3	0	2	5	1	0	1	7	10	3	0	.448	.387	4
	Great Falls	.353	10	34	0	12	2	0	0	4	0	0	0	2	3	0	2	.412	.389	1
2004	Winston-Salem	.283	134	515	71	146	22	3	7	66	3	2	7	40	65	8	6	.379	.342	7
2005	Birmingham	.298	113	429	64	128	22	3	1	47	7	5	7	35	53	6	6	.371	.357	3
2006	Charlotte	.296	118	449	64	133	25	3	13	70	3	2	3	35	73	7	7	.452	.350	3
	CHICAGO (AL)	.229	18	35	1	8	0	0	0	5	0	0	0	7	0	0	0	.229	.229	0
2007	Charlotte	.270	105	397	50	107	17	2	10	47	2	2	1	48	71	8	5	.398	.348	0
	CHICAGO (AL)	.200	15	45	5	9	3	0	1	5	0	0	0	4	5	0	1	.333	.265	0
2008	OAKLAND	.286	115	384	53	110	18	2	5	45	2	6	3	38	67	9	1	.383	.350	1
	Sacramento	.412	8	34	5	14	4	0	1	5	0	0	0	3	4	0	0	.618	.459	0
	AZL A's	.000	1	3	0	0	0	0	0	0	0	0	0	2	0	0	0	.000	.400	0
2009	OAKLAND	.293	134	484	68	142	31	3	6	53	2	5	3	40	67	6	5	.407	.348	3
ML Totals		.284	282	948	127	269	52	5	12	108	4	11	6	82	146	15	7	.387	.341	4

CAREER TRANSACTIONS

2003 — Selected by the Chicago White Sox organization in the 2nd round of the First-Year Player Draft. **2008** — Traded to the Oakland Athletics with pitchers Fautino De Los Santos and Gio Gonzalez for Nick Swisher, January 3. On disabled list, May 29 to June 12; included rehabilitation assignment to Sacramento, June 5 to 12. On disabled list, August 13 to 27, included rehabilitation assignment to Arizona (Rookie), August 27 to 28. **2009** — On disabled list, June 3 to 17.

SWEENEY'S CAREER HIGHS

Hits: 4 (three times), last: September 8, 2009 at Chicago (AL)

Home Runs: 1 (12 times), last: August 27, 2009 at Los Angeles (AL)

Runs Batted In: 4, September 14, 2009 at Texas

Stolen Bases: 1 (15 times), last: September 2, 2009 vs. Kansas City

Hitting Streak: 13, May 19 to June 19, 2008

Hitless Streak (At Bats): 14, April 20 to 27, 2008

Grand Slams: None.

Pinch-Hit Home Runs: None.

Inside-The-Park Home Runs: None.

Game Ending Home Runs: None.

Lead Off Home Runs: None.

**INFIELDER****Height/Weight:** 5-11 / 185**Bats/Throws:** Right / Right**Birthdate:** November 1, 1983**Opening Day Age:** 26**Birthplace/Resides:** Spartanburg, South Carolina / Spartanburg, South Carolina**Major League Service:** None**Obtained:** Claimed off waivers from Minnesota, February 1, 2010**Contract Status:** First year of a one-year contract through 2010.**CAREER HIGHLIGHTS**

Was claimed off waivers by the A's from Minnesota, February 1, 2010...was originally drafted by the Twins in the fifth round of the 2005 draft...hit .276 (505 for 1827) with 33 home runs, 183 RBI and 67 stolen bases in 500 minor league games over five seasons in the Twins farm system...has at least 24 doubles in each of the last three seasons...finished 10th in the Eastern League with a .300 batting average in 2008.

2009 HIGHLIGHTS

Combined to hit .266 with 27 doubles, eight home runs, 40 RBI, 78 runs scored and 13 stolen bases in 130 games with Double-A New Britain and Triple-A Rochester in his final season in the Twins organization...had career highs in at bats (503), runs and hit by pitches (6)...was batting .258 with two home runs and 13 RBI in 38 games with New Britain at the time he was promoted to Rochester, May 30...finished the season with the Red Wings and hit .270 with six home runs and 27 RBI in 92 games...combined with both teams to bat .290 (49 for 169) against left-handed pitching and .254 (85 for 334) against right-handed pitching...hit .194 with runners in scoring position, including .133 with RISP and two outs...all eight of his home runs were solo shots...appeared in 61 games at second base, 32 in left field, 31 at shortstop, seven in center field, three in right field and one at third base...had 12 errors as a second baseman (.955 fielding percentage) and eight as a shortstop (.935)...hit in every spot in the order except fourth, fifth and ninth and saw his most playing time with 54 games in the two spot and 47 games batting third.

NEW BRITAIN: Got off to a slow start as he hit .169 with two doubles and two RBI in 14 games in April...then hit .315 with two home runs and 11 RBI in 24 games with the Rock Cats in May...had a pair of four-hit games for New Britain, going 4 for 5 with three runs, a pair of doubles, two RBI and a walk, May 8 at Portland and 4 for 6 with a double, home run and three RBI May 19 at Reading...homed in back-to-back games (five RBI) May 19 and 20 at Reading...was promoted to Rochester May 30.

ROCHESTER: Hit .305 at home for the Red Wings...reached base safely via hit or walk in each of his first 19 games and hit .356 with a .447 on-base percentage...capped the streak with a season best 14-game hitting streak from June 4 to 18 (21 for 58, .362)...hit .310 in June but saw his batting average decrease each month as he batted .271 in July, .250 in August and .133 (4 for 30) in September...went 1 for 22 over a six-game stretch from July 9 to 19...was a perfect 4 for 4 with two RBI, Aug. 15 at Syracuse...that boosted his Triple-A batting average to .307, but he went 11 for 78 (.141) with one extra base hit (a home run) and three RBI over his last 20 games.

CAREER

2008—Spent the season with Double-A New Britain, hitting his first home run, April 11 at Portland...went 3 for 6 with a home run, three RBI and two runs scored, April 26 at Trenton...hit safely in 15 straight games, April 29-May 17, batting .474 (27 for 57) with two home runs, 19 RBI, seven doubles and 16 runs scored, including two four-hit games and one three-hit game...named Eastern League Player of the Week, May 12...batted .375 in 26 games in May...had a 13-game hitting streak from May 30-June 27...batted .385 in 12 games in June...was disabled with a fractured right index finger, June 30 to July 22...finished the first half batting .335 with five home runs, 34 RBI and 39 runs scored...was named the Twins' Minor League Player of the Week, batting .360 (9 for 25) with three home runs, 10 RBI, three doubles and six runs scored, August 15-22...finished 10th in the Eastern League in batting...played three different positions for the Rock Cats including second base, shortstop and centerfield...hit

Steve Tolleson, continued

.320 vs. lefties and .292 vs. righties...played in the Arizona Fall League with the Phoenix Desert Dogs, batting .383 in 27 games.

2007—Spent the season with Single-A Ft. Myers, hitting safely in each of his first eight games...had first four-hit game, May 3 vs. Tampa...hit his first home run of season, May 6 at St. Lucie...hit safely in 11 of 15 games, May 26-June 11...had six straight multi-hit games, July 11-16, including his second four-hit game, July 12 vs. Jupiter...had a season-high three RBI, July 18 at Vero Beach, including a home run...finished July batting .370 in 25 games...had his third four-hit game, Aug. 5 at Daytona...went 3 for 4 with three doubles, Aug. 30 at Sarasota...batted .320 with three home runs, 27 RBI and 47 runs scored after the All-Star break...collected 41 multi-hit games, including six three-hit games and three four-hit games...hit .315 vs. left-handed pitching...finished third in the Florida State League in walks, tied for fourth in hits and sixth in stolen bases...was tied for first on the club in runs scored.

2006—Started the season with Single-A Beloit...hit safely in 11 of 13 games, April 14-29, with three straight two-hit games and his first home run, April 20 vs. Peoria...hit safely in 12 of 14 games, May 17-31, including his first three-hit game, May 17 at Clinton...went 4 for 5 with a home run, three RBI and three runs scored, May 19 at Clinton...had four straight multi-hit games, May 28-31...batted .325 in 23 games in May...disabled with a fractured left cheek bone, June 5-30...promoted to Ft. Myers after a two day rehab assignment with the GCL Twins...went 2 for 3 with a home run, two RBI and two runs scored in his second game with the Miracle, July 2 vs. Dunedin...had his first three-hit game with Ft. Myers, July 3 vs. Dunedin...his second three-hit game came Aug. 6 at Brevard County...went 3 for 4 with a season-high three RBI, Sept. 2 at Sarasota...hit .325 vs. lefties at Ft. Myers.

2005—Began the season at Elizabethton...hit safely in 12 of 16 games played...scored nine runs in his first four games...went 2 for 4 with a home run, three RBI and two runs scored, July 21 at Princeton...collected his first four-hit game, July 24 at Burlington...added three hits, including a home run, the next day...was promoted to Beloit, July 29...hit a home run in his second game with the Snappers...hit safely in eight of nine games, Aug. 4-13.

PERSONAL/MISCELLANEOUS


Steven Wayne Tolleson was originally signed by Twins scout Ricky Taylor...is married, Baileigh...is a 2002 graduate of Dorman (SC) High School...attended the University of South Carolina...named First-Team All Southeastern Conference and First-Team All Tournament at the NCAA Atlanta Regional in 2003...his father, Wayne, played in parts of 10 seasons in the Major Leagues.

LIFETIME PLAYING RECORD

Year	Club	AVG.	G	AB	R	H	2B	3B	HR	RBI	SH	SF	HP	BB	SO	SB	CS	SLG	OBP	E
2005	Elizabethton	.321	16	56	18	18	6	1	2	8	3	0	3	11	4	2	1	.571	.457	4
	Beloit	.176	31	102	16	18	2	0	3	10	3	0	3	17	23	3	0	.284	.311	3
2006	Beloit	.287	47	171	23	49	8	2	2	16	4	0	2	27	34	7	9	.392	.390	14
	GCL Twins	.250	2	8	1	2	0	0	0	1	0	1	0	0	0	0	0	.250	.222	2
	Ft. Myers	.268	49	157	23	42	8	1	4	23	2	4	1	22	24	3	1	.408	.353	3
2007	Ft. Myers	.285	132	487	75	139	24	4	5	35	1	1	3	79	97	27	10	.382	.388	25
2008	New Britain	.300	93	343	54	103	28	1	9	50	4	3	3	44	74	12	6	.466	.382	12
2009	New Britain	.258	38	151	21	39	10	2	2	13	1	1	4	16	20	6	2	.391	.343	8
	Rochester	.270	92	352	57	95	17	1	6	27	1	3	2	36	52	7	6	.375	.338	13

CAREER TRANSACTIONS

2005 — Selected by the Minnesota Twins organization in the 5th round of the First-Year Player Draft. **2010** — Claimed off waivers by the Oakland Athletics, February 1.

**RIGHT-HANDED PITCHER****Height/Weight:** 6-3 / 223**Bats/Throws:** Right / Right**Birthdate:** December 15, 1978**Opening Day Age:** 31**Birthplace/Resides:** Austin, Minnesota / Scottsdale, Arizona**Major League Service:** 4 years, 139 days**Obtained:** Acquired from the Chicago Cubs for outfielder Richie Robnett and infielder Justin Sellers, February 2, 2009**Contract Status:** First year of a two-year contract through 2011 with a club option for 2012.**CAREER HIGHLIGHTS**

Spent the first 11 seasons of his professional career with the Chicago Cubs organization before he was dealt to Oakland prior to the start of Spring Training in 2009...led American League relievers and tied for second in the majors with a career-high 102 strikeouts in his first season with the A's...now has 372 strikeouts in 341.0 career innings, an average of 9.82 per nine innings...made his major league debut with Chicago in 2004 and spent all or parts of five seasons from 2004-08 in the Cubs bullpen...his 265 relief appearances for Chicago ranked eighth-most in franchise history prior to the trade...allowed just five of 38 inherited runners to score in 2007, the second-best rate of success in the National League (13.2%)...appeared in a team-leading 75 games with the Cubs in 2005.

2009 HIGHLIGHTS

Was one of the top set-up men in the American League as he went 6-1 with four saves and a 2.63 ERA in a team-leading 74 appearances for the A's...the games pitched tied for eighth most in Oakland history...led American League relievers and tied for second in the majors with a career-high 102 strikeouts (Broxton, LAD 114)...that was the sixth-highest strikeout total by a reliever in Oakland history...joins Rollie Fingers (1972-73, 75-76) and Dennis Eckersley (1987) as the only Oakland relievers to fan 100 in a season...tossed 78.2 innings for an average of 11.67 strikeouts per nine innings...that was the second-highest mark by a reliever in Oakland history to Octavio Dotel, who had a 12.79 average in 2004...now has 372 strikeouts in 341.0 career innings, an average of 9.82 per nine innings...had more strikeouts than innings pitched for the fifth time in his six big league seasons...in addition to strikeouts, he also had career-highs in saves and innings pitched, and matched his best in wins...his ERA and .188 opponents batting average were career lows...his appearances fell one short of his career-high of 75 in 2005...tied for fourth among AL relievers in games, ranked fifth in opponents batting average, tied for fifth in wild pitches (5), sixth in opponents on-base percentage (.248), percent of inherited runners scored (20.0%) and strikeout to walk ratio (4.43), and tied for eighth in innings pitched and wins...first batters faced hit .145, which was sixth lowest in the AL...his 25 first-batter strikeouts ranked second in the AL and were the most by an A's reliever since 1974...Kiko Calero had the previous high with 24 in 2006...his opponents batting average broke down to .183 (21 for 115) against left-handed hitters and .193 (31 for 161) against right-handers...allowed a .165 average with runners in scoring position...posted a 1.45 ERA and .161 opponents batting average over his first 17 games through May 13, a 4.88 ERA and .246 opponents average over his next 31 games through July 30 and a 0.94 ERA and .135 opponents average over his final 26 games...first batters faced were hitting .250 at the All-Star Break but they went 0 for 29 with four walks and 14 strikeouts after the break...did not allow any of his first 10 inherited runners to score through May 19 or any of his final 10 inherited runners to score, beginning Aug. 23...allowed 8 of 20 (40.0%) to score in between...did not allow a run in 31 of his 34 outings in Oakland for a 0.98 ERA and .125 opponents batting average...had a 4.07 ERA and .237 opponents average in 40 games on the road...yielded a .216 opponents average over his first 15 pitches in a game and .111 after that...compiled a 5.57 ERA and .263 opponents average in 21 day games and a 1.56 ERA and .158 opponents average in 53 games at night.

OAKLAND: Did not allow a run over his first seven games and 7.0 innings as an Athletic...converted the save in consecutive outings April 30 at Texas and May 2 at Seattle...had just one save over the first

OAKLAND A'S MOST STRIKEOUTS, RELIEVER

115	Rollie Fingers, 1975
113	Rollie Fingers, 1972
113	Rollie Fingers, 1976
105	Dennis Eckersley, 1987
104	Rollie Fingers, 1973
102	Michael Wurtz, 2009
95	Rollie Fingers, 1974
93	Dennis Eckersley, 1992
93	Billy Koch, 2002
91	Andrew Bailey, 2009

276 games of his career and it came July 3, 2004 vs. Chicago (AL)...that game was a rain-shortened 5½ inning game in which he got the final two outs of the sixth inning...retired 19 consecutive batters from April 30 to May 13...recorded the win in consecutive outings June 19 and 20 at San Diego...made the 300th appearance of his career June 27 against Colorado...struck out two or more batters in seven consecutive games from July 5 to 21...the streak matched the longest by a reliever in Oakland history (eighth time, last: Huston Street from Aug. 21-Sept. 5, 2007)...fanned 19 in 9.0 innings over that stretch...that was part of a 15-game stretch from June 20 to July 29 where he struck out 36 of the 77 batters he faced in 18.2 innings (17.36 per nine innings)...did not allow a run over his final 11 outings and 13.1 innings, beginning Sept. 5...opponents were 3 for 42 (.071) with four walks over that span...the scoreless streak is two-thirds of an inning short of his career-high of 14.0 from June 2 to Sept. 26, 2004...matched his career-high with five strikeouts in 1.2 innings Sept. 25 at Los Angeles (AL)...also struck out five Aug. 31, 2005 vs. Los Angeles (NL).

CAREER

2008—Split the campaign between the Cubs and Triple-A Iowa, compiling a 1-1 record and a 3.63 ERA in 45 big league outings...allowed a .267 opponents batting average, including .230 by left-handed hitters and .288 by right-handers...yielded three of his four home runs to lefties...stranded 28 of 40 inherited runners...recorded 32 scoreless outings, while holding the opponent hitless in 21 appearances...produced a 2.96 ERA in 21 games at Wrigley Field, compared to a 4.43 ERA in 24 road contests...tossed more than 1.0 inning on 13 occasions, producing a 2.78 ERA and holding hitters to a .237 batting average in those outings...entered the game with the bases loaded in six games — kept the opponent off the board in four of those games, and stranded two of the three runners once...hurled a season-high 3.0 innings of relief May 13 vs. San Diego...earned his first win since July 15, 2007 on May 29 vs. Colorado after tossing 1.1 innings of one-run, two-hit ball, while striking out one and walking none...finished May with a 1.35 ERA and a .200 batting average against in 10 outings...recorded a 1.37 ERA in 25 appearances for Chicago from April 26-July 3...was optioned to Iowa July 11...recalled once rosters expanded Sept. 1...recorded a 4.05 ERA in eight games to end the season...with Iowa, had a 0-1 mark with four saves and a 3.60 ERA in 17 appearances after being optioned July 11...hurled a minor-league, season-high 3.0 innings of hitless relief July 30 against Colorado Springs, fanning seven...converted three-straight save opportunities Aug. 15-22, tossing 3.1 hitless innings, while fanning three...held opponents scoreless in eight of his last nine outings with Iowa, compiling a 0.90 ERA with 14 punchouts.

2007—Was second on the Cubs with 73 relief appearances behind Bob Howry (78)...posted a 3.48 ERA with a 2-3 record...stranded 33 of 38 inherited runners, the second-best rate of success in the National League (86.8%)...teammate Carlos Marmol led the NL with an 87.8% success rate...posted a 2.48 road ERA compared to a 4.15 ERA at Wrigley Field...lasted at least 2.0 innings on nine occasions, including a season-high 2.1 innings Aug. 31 against the Astros...limited hitters to a .210 batting average with runners on base...had a season-opening, 11.0-inning scoreless streak snapped April 25 vs. Milwaukee when Rickie Weeks homered to left on a 1-0 pitch...picked up his first win of the season June 23 at U.S. Cellular Field against the White Sox, tossing 0.1 innings...allowed his first inherited runner to score July 17 vs. San Francisco, snapping a streak of 20 runners stranded to begin the season...pitched 1.2 shutout innings in two post-season appearances for the Cubs in the NLDS against Arizona, with a walk and two strikeouts.

2006—Posted a 2.66 ERA in 41 relief appearances and finished the season with a 3-1 record while striking out 42...appeared in 30 games for Triple-A Iowa and was 6-0 with 10 saves and a 1.73 ERA...stranded 21 of 37 inherited runners and retired 28 of 41 first batters faced with Chicago...started the season with a 6.75 ERA in three appearances for the Cubs before being optioned to Iowa April 15...also had a one-game stint from May 21-27...was recalled to the big league club July 23 and remained there through the end of the season...recorded a 1.95 ERA in 37 outings after his final promotion...tossed 11.1-consecutive scoreless innings from Aug. 18-Sept. 2, striking out 12 in that span...ended the season with a 0.87 ERA in his final 10 games while striking out eight (Sept. 9-30)...his 1.73 ERA at Iowa led all I-Cubs relievers...went 1-0 with two saves and a 1.23 ERA in 10 relief appearances for Iowa before being called up May 21...was optioned back to Iowa May 28.

2005—Spent his first full season with the Cubs, going 6-2 with a 3.81 ERA in a team-leading 75 relief appearances...held opponents to a .219 batting average...retired the first batter he faced in 54 of his outings...stranded 36 of 50 (72.0%) inherited runners...worked more than 1.0 inning in 20 of his appearances, including a season-high 3.0-inning stint Aug. 31 against Los Angeles (NL)...had a season-

high 7.0 scoreless-inning streak, Aug. 29-Sept. 5...allowed three hits and struck out 13 batters in the four-game span...earned his first win of the season April 17, as he pitched a scoreless seventh inning in a 4-2 defeat of Pittsburgh...allowed just one hit and no runs over his final six outings (6.0 innings), while striking out eight batters.

2004—Had four stints on the Cubs roster (April 2-30, May 20-June 4, June 27-July 11 and Sept. 6 through the end of the season), going 1-0 with one save and a 4.34 ERA in 31 games...made his major league debut Opening Day, April 5 at Cincinnati, retiring all three batters he faced...earned a hold in the 7-4 Cub win, striking out Jason LaRue and Ryan Freel before inducing a groundout from Juan Castro...struck out 30 batters in 29.0 innings, a ratio of 9.3 strikeouts per nine innings...was unscored upon in 23 of his 31 games, including a career-high 14.0-scoreless inning streak June 2-Sept. 26.

2003—After beginning his career as a starter, he saw action both as a starter (16 starts) and as a reliever (27 appearances) for Triple-A Iowa...threw 124.0 innings, going 3-9 with his first professional save and a 4.57 ERA...in his starts, he went 2-9 with a 5.40 ERA...as a reliever, he posted a 2.77 ERA in 39.0 innings...earned his first save July 29 against Omaha, working 2.0 innings.

2002—Spent most of the campaign in Triple-A Iowa's starting rotation, going 9-5 with a 5.55 ERA...struck out 131 batters, the fifth-highest total in the Pacific Coast League...made his first professional relief appearance May 30 at Oklahoma – and picked up the win (11-1) by allowing one run in 6.0 innings...struck out a season-high 10 batters in a 4.0-inning stint July 29 against Omaha.

2001—Spent the season at Double-A West Tenn, going 4-9 with a 3.99 ERA in 27 starts...was fifth in the Southern League in strikeouts (135) and tied for fifth in starts...threw a 7.0-inning complete-game two-hit shutout May 16 at Greenville...struck out eight in the 3-0 win...tied a season-high by tossing 8.0 innings in a June 30 start against Birmingham, allowing no runs and two hits.

2000—Went 12-7 with a 3.78 ERA in 28 starts for Single-A Daytona...tied for the Florida State League lead in starts, tied for second in wins and complete games (3), ranked third in innings pitched (171.1) and fifth in strikeouts (142)...fanned a season-high 11 batters July 18 at Sarasota.

1999—Tied for the Midwest League lead in starts (28) at Single-A Lansing, going 11-12 with a 4.80 ERA...struck out a season-high 12 batters June 18 against Clinton.

1998—Began his pro career at Single-A Williamsport, where he went 7-5 with a 3.44 ERA.

PERSONAL/MISCELLANEOUS

Michael James Wurtz was originally signed by Cubs scout Mark Servais...is married, Megan, and has one child, Braxton...is a 1997 graduate of Austin (MN) High School.

LIFETIME PITCHING RECORD

Year	Club	W	L	ERA	G	GS	CG	SHO	SV	IP	H	R	ER	HR	HB	BB	IBB	SO	WP	BK
1998	Williamsport	7	5	3.44	14	14	1	0	0	86.1	79	36	33	4	0	19	0	59	1	2
1999	Lansing	11	12	4.80	28	28	1	0	0	161.1	191	104	86	11	1	44	0	127	11	0
2000	Daytona	12	7	3.78	28	28	3	2	0	171.1	166	79	72	15	3	64	1	142	7	1
2001	West Tenn	4	9	3.99	27	27	1	1	0	160.0	160	80	71	20	6	58	2	135	10	0
2002	Iowa	9	5	5.55	28	27	0	0	0	154.0	185	109	95	24	4	69	3	131	11	0
2003	Iowa	3	9	4.57	43	16	0	0	1	124.0	140	70	63	16	5	35	8	92	2	0
2004	CHICAGO (NL)	1	0	4.34	31	0	0	0	1	29.0	22	14	14	4	0	17	1	30	2	1
	Iowa	1	1	2.42	37	0	0	0	19	44.2	30	13	12	4	0	15	2	59	0	0
2005	CHICAGO (NL)	6	2	3.81	75	0	0	0	0	75.2	60	36	32	6	0	40	7	89	7	0
2006	CHICAGO (NL)	3	1	2.66	41	0	0	0	0	40.2	35	14	12	5	1	16	2	42	1	0
	Iowa	6	0	1.73	30	0	0	0	10	41.2	30	10	8	2	1	9	0	67	3	0
2007	CHICAGO (NL)	2	3	3.48	73	0	0	0	0	72.1	64	30	28	8	0	35	6	79	6	0
2008	CHICAGO (NL)	1	1	3.63	45	0	0	0	0	44.2	44	23	18	4	0	20	2	30	2	0
	Iowa	0	1	3.60	17	0	0	0	4	20.0	13	8	8	2	0	14	2	29	4	0
2009	OAKLAND	6	1	2.63	74	0	0	0	4	78.2	52	25	23	6	0	23	1	102	6	0
AL Totals		6	1	2.63	74	0	0	0	4	78.2	52	25	23	6	0	23	1	102	6	0
NL Totals		13	7	3.57	265	0	0	0	1	262.1	225	117	104	27	1	128	18	270	18	1
ML Totals		19	8	3.35	339	0	0	0	5	341.0	277	142	127	33	1	151	19	372	24	1

CAREER TRANSACTIONS

1997 — Selected by the Chicago Cubs organization in the 11th round of the June draft. 2009 — Traded to the Oakland Athletics for outfielder Richie Robnett and infielder Justin Sellers, February 2.

DIVISION SERIES RECORD

Year	Club/Opp.	W	L	ERA	G	GS	CG	SHO	SV	IP	H	R	ER	HR	HB	BB	IBB	SO	WP	BK
2007	CHI vs. ARI	0	0	0.00	2	0	0	0	0	1.2	0	0	0	0	0	1	0	2	1	0

WUERTZ' CAREER HIGHS

Low Hit Complete Game: None

Innings Pitched: 3.0 (twice), last: May 13, 2008 vs. San Diego

Strikeouts: 5 (twice), last: September 25, 2009 at Los Angeles (AL)

Longest Winning Streak: 5 (twice), last: May 8, 2009 to present

Longest Losing Streak: 2 (twice), last: August 6, 2007 to May 24, 2008

Longest Scoreless Streak: 14.0, June 2 to September 26, 2004

BRAD ZIEGLER

31

RIGHT-HANDED PITCHER

Height/Weight: 6-4 / 212

Bats/Throws: Right / Right

Birthdate: October 10, 1979

Opening Day Age: 30

Birthplace/Resides: Pratt, Kansas / Springfield, Missouri

Major League Service: 1 year, 122 days

Obtained: Signed as a free agent to a minor league contract, June 18, 2004

Contract Status: First year of a one-year contract through 2010.



CAREER HIGHLIGHTS

Has a 2.17 ERA and 18 saves in 116 relief appearances in two seasons with the A's...pitched for the United States in the 2009 World Baseball Classic...made his Major League debut in 2008 and started his career with a 39.0 inning scoreless streak, which was a modern ML record to start a career, an American League rookie record and the Oakland record...was named to the Topps Major League All-Rookie team and the *Baseball Digest* Major League Rookie All-Star team in 2008...has been the epitome of perseverance during his six-year professional career, overcoming two skull fractures (2004, 2008) and an arm injury, and undergoing a transformation to submariner...began his career as a starter and was 33-17 with a 4.05 ERA in 78 games, 73 starts, over his first four years as a professional...converted to reliever in 2007 and was 14-3 with 10 saves and a 1.93 ERA in 69 minor league appearances from 2007-08...was originally drafted by Philadelphia in the 20th round of the 2003 draft but was released prior to the 2004 season and pitched in an independent league before signing with the A's organization June 18, 2004...led the A's farm system with 164 strikeouts in 2005...was named to the Texas League Postseason All-Star team in 2006 after ranking second in the TL in ERA (3.37).

2009 HIGHLIGHTS

Was 2-4 with seven saves and a 3.07 ERA in 69 relief appearances...allowed two home runs in 73.1 innings for an average of 0.25 per nine innings, the third lowest mark among American League relievers...now has yielded four home runs in 133.0 career innings or 0.27 per nine innings...led AL relievers and ranked second in the majors with 14 grounded into double plays (Affeldt, SF 18)...tied for the ML lead with 20 opponents GIDP in 2008...ranked third among AL relievers in most hits allowed (82) and had a .293 opponents batting average...that included a .265 (45 for 170) mark against right-handed hitters and .336 (37 for 110) against left-handers...had 10 walks and 40 strikeouts against righties and 18 walks and 14 strikeouts against lefties...his career splits are .239 (66 for 276) with 19 walks and 59 strikeouts against right-handed hitters and .310 (63 for 203) with 31 walks and 25 strikeouts against left-handers...has allowed three of his four career home runs to a lefty for a .458 slugging percentage, compared to .283 against right-handers...opponents hit .384 with runners in scoring position after allowing a .116 average in that situation in 2008...first batters were 19 for 64 (.297) with four walks and he allowed 12 of 31 (38.7%) inherited runners to score...converted 7 of 10 (70.0%) save opportunities...posted a 2.41

ERA in 37 appearances in Oakland and had a 3.90 ERA in 32 outings on the road...is now 4-0 with a 1.88 ERA (15 er in 71.2 ip) in 62 career appearances in the Coliseum...had a 4.44 ERA and .354 opponents batting average in 22 day games and a 2.39 ERA and .260 opponents average in 47 games at night...compiled a 1.86 ERA in interleague play and had a 3.25 ERA against the AL...now has a 1.17 ERA (2 er in 15.1 ip) in 16 career interleague appearances...the opponents number four hitter was 3 for 31 (.097) off him...did not commit an error in 23 total chances, which were the second most chances among AL relievers with no errors...has not committed an error in 37 career chances...pitched for the United States in the World Baseball Classic and posted an 8.10 ERA (3.1 ip, 8 h, 3 r, 3 er, 1 bb, 1 hr, 1 hb) in four appearances.

OAKLAND: Began the season as the A's closer and converted 4 of 5 save opportunities over his first nine games while compiling a 1.59 ERA...then allowed six runs on 10 hits in 3.0 innings over a three-game stretch from May 7 to 15...picked up his fifth save of the season May 20 at Tampa Bay but would have just one ninth inning save opportunity over his final 55 games...had a 5.50 ERA and .368 opponents batting average over a 17-game stretch from May 7 to June 18...then compiled a 1.03 ERA and a .234 opponents batting average over his next 25 games from June 20 to Aug. 21...opponents were batting .559 with runners in scoring position over his first 26 games and he had allowed 8 of 10 inherited runners to score...then yielded a .095 average with RISP and allowed just 1 of 14 inherited runners to score from June 20 to Aug. 21...had a season best 11.1-inning scoreless streak from June 20 to July 12...struck out a career-high four batters in 2.0 scoreless innings June 22 against San Francisco for his sixth save of the season...made his 100th career appearance Aug. 28 at Los Angeles but allowed a career-high four runs on a career-high five hits in 0.2 innings for the blown save and loss...finished the season with a 2.20 ERA over his final 16 games, beginning Aug. 29.

CAREER

2008— Began his career with a 39.0 inning scoreless streak, which set three records and tied another...it set the modern (since 1900) Major League record to start a career (previously 25.0 by George McQuillan in 1907, PHI-N), the American League record for a rookie (37.0 by Hank Thormahlen in 1918, NYY), and the Oakland record (37.0 by Mike Torrez in 1976)...it tied the modern ML record for the longest single season streak by a reliever (39.0 by Al Benton in 1949, CLE)...the streak tied Christy Mathewson (NYG, 1901) for the second longest streak by an ML rookie and fell two innings short of the record of 41.0 set by Grover Alexander (PHI-N, 1911)...it equaled the longest by an AL pitcher in the designated hitter era (since 1973), matching Kenny Rogers' 39.0 inning streak with Texas in 1995...it was the third longest in Athletics history (53.0, Jack Coombs in 1910; 43.2, Rube Waddell in 1905)...had his ERA under 1.00 until his final outing of the season and finished the year with a 1.06 ERA, which was the lowest among all ML relievers (min. 50 ip)...using the 50 inning minimum, his ERA was sixth lowest in AL history since the earned run became an official stat in 1913...it was second lowest by an Athletic to Dennis Eckersley's 0.61 in 1990...compiled a 3-0 record in 47 games and converted 11 of 13 (84.6%) save opportunities and was named to the Topps Major League All-Rookie team and the *Baseball Digest* Major League Rookie All-Star team...led ML rookies in saves...took over as closer Aug. 8 and his 11 saves thereafter tied for third most in the AL during that final seven week period...opponents grounded into 20 double plays, which tied Texas' Josh Rupe for the lead among ML relievers...those were the most GIDP by an A's reliever since the statistic was tracked beginning in 1974...topped the previous mark of 17 by Jim Todd in 1975...averaged 3.02 GIDP per nine innings, which is the highest mark by any ML pitcher with 30 or more innings since 1974...allowed just two home runs in 59.2 innings for an average of 0.30 per nine innings, which ranked seventh lowest among AL relievers...struck out just 30 batters for an average of 4.53 per nine innings, which was fifth lowest among AL relievers...allowed a .236 opponents batting average, which included a .198 mark against right-handed hitters and .280 against left-handers...allowed both of his home runs to lefties...had 13 walks and 11 strikeouts against lefties and nine walks and 19 strikeouts against righties...opponents hit .290 with the bases empty and .174 with runners on base...including .116 with runners in scoring position...first batters faced hit .250 and he allowed 5 of 22 (22.7%) inherited runners to score...tossed at least 1.0 inning in 40 of his 47 outings, including 2.0 or more 11 times...did not allow a run in 41 of his 47 outings...began the season at Triple-A Sacramento and was selected by Oakland May 30...made his Major League debut the next day at Texas, allowed a RBI single to the only batter he faced (Kinsler) and then picked him off for his first ML out...according to Retrosheet, he became the 13th pitcher since 1956 to record his first ML out on a pickoff...he is the second Athletic as Mike Norris did it April 10, 1975 against Chicago...recorded his first ML win June 8 against Los Angeles when he tossed 1.2 scoreless innings...retired 19 consecutive batters from June 20 to July 7...tossed a career high 3.0 innings July 30 against Kansas City to put his scoreless streak at 30.0 innings...recorded his first save Aug. 8 at Detroit by tossing 2.0 scoreless innings...had three six-out saves and five saves of more than three outs...posted a 2.55 ERA in 20 outings

Brad Ziegler, continued

after taking over as closer Aug. 8...extended his scoreless streak to 39.0 innings with a scoreless eighth inning Aug. 14 against Tampa Bay but then allowed a RBI double to B.J. Upton in the ninth inning to end the streak...the double was the first extra base hit he allowed in his career and the 122-at bat streak without an extra base hit to start his career was the longest such streak since Cisco Carlos had a 145-at bat streak for the White Sox from 1967-68...converted each of his first nine save opportunities before he was charged with his first blown save Sept. 17 against Los Angeles...allowed a two-run home run to Mark Teixeira in the ninth inning to snap a career opening 41-game, 54.0-inning, 204-batter faced homerless streak...it was his first home run allowed as a professional since Sept. 3, 2006 against Frisco while pitching for Double-A Midland, snapping a streak of 110 games, 156.2 innings and 610 batters faced without home run in both the majors and minors...his second blown save came Sept. 22 at Texas and that was also the result of a home run (Hank Blalock), but the A's came back to win both of the games in which he blew the save...his season ERA was at 0.92 at the conclusion of play Sept. 22 but he allowed one run in 1.0 inning in his final outing Sept. 27 at Seattle to finish the season with a 1.06 ERA...went 2-0 with a 0.37 ERA in 19 appearances with Sacramento and converted 8 of 10 (80.0%) save opportunities...did not allow a home run in 24.1 innings and struck out 20 while walking just four...allowed a .174 opponents batting average, which included a .118 mark against right-handed hitters and .257 against lefties...did not allow a run in eight games and 10.1 innings at home...allowed 3 of 8 (37.5%) inherited runners to score.

2007—Pitched exclusively in relief for the first time since joining the Athletics organization and combined for a 12-3 record, two saves and a 2.41 ERA in 50 appearances with Double-A Midland and Triple-A Sacramento...did not allow a home run in 78.1 innings...the 12 wins led the A's farm system...walked 18 and struck out 62 for a strikeout to walk ratio of 3.4...allowed a .227 batting average, including .174 against right-handed hitters and .324 against left-handers...opponents hit .208 with runners in scoring position...allowed 8 of 28 (28.6%) inherited runners to score and converted 2 of 4 (50.0%) save opportunities...began the year at Midland and went 4-0 with a 1.14 ERA and one save in 15 appearances...was transferred to Sacramento May 25 and was 8-3 with a 2.96 ERA and one save in 35 appearances...tied for second on the River Cats pitching staff in wins...tossed at least one inning in 42 of his 50 outings, including two or more 19 times...had a pair of six-game scoreless streaks at Midland from April 9 to 27 (8.1 ip) and May 5 to 19 (10.1 ip)...recorded his first professional save May 3 against Corpus Christi (2.0 ip, 3 h, 2 r, 1 er, 1 so)...did not allow a run in 20 of his final 26 outings with Sacramento and compiled a 1.47 ERA over that stretch...went 1-1 with two saves and a 2.45 ERA in five postseason appearances for the Pacific Coast League Champion River Cats (7.1 ip, 6 h, 3 r, 2 er, 2 bb, 6 so)...sustained a mild skull fracture in January 2008 during a freak offseason workout accident.

2006—Was named to the Texas League Postseason All-Star Team after going 9-6 with a 3.37 ERA in 23 games, 22 starts at Double-A Midland...ranked second in the TL in ERA...also went 0-1 with a 6.00 ERA in four starts with Triple-A Sacramento and was a combined 9-7 with a 3.71 ERA in 27 games, 26 starts...the ERA was fourth lowest in the A's farm system...allowed a .290 opponents batting average, which included a .289 mark against right-handed hitters and .292 against left-handers...allowed 15 of his 20 home runs against righties and 12 of his round trippers were solo shots...his opponents average dropped to .203 with RISP and two outs...tied for the lead among TL pitchers in double plays (5)...began the season at Midland and went 2-0 with a 1.09 ERA in four starts in April...the two wins came in his first two starts April 9 at Frisco (1 r in 7.0 ip) and April 15 at San Antonio (1 r in 6.0 ip), earning him TL Pitcher of the Week honors for the week of April 6-16...then allowed six home runs in 3.0 innings in a loss May 2 at Tulsa (8 h, 7 r, 7 er, 1 bb, 2 so)...then went 5-4 with a 3.22 ERA in 13 starts from May 7 to July 10 and was transferred to Sacramento July 12...was sent back to Midland Aug. 10 and went 2-1 with a 3.95 ERA over his final five appearances with the RockHounds.

2005—Spent most of the season at Single-A Stockton where he was 9-7 with a 4.66 ERA in 24 games, all starts...ranked second in the California League in strikeouts (144) and led CL starters in strikeouts per nine innings (9.19) and fewest walks per nine innings (1.28)...led the Ports in starts, innings pitched (141.0) and strikeouts...was promoted to Double-A Midland Aug. 15 and went 2-1 with a 6.86 ERA in four starts with the RockHounds...combined at both stops for an 11-8 record and a 4.94 ERA in 28 starts...led the A's farm system with 164 strikeouts and tied for fourth in wins...issued just 24 walks for a strikeout to walk ratio of 6.8...allowed a .291 opponents batting average, including .287 against left-handers and .294 against right-handers...opponents hit .208 with RISP and two outs...went 5-6 with a 6.14 ERA over his first 17 starts and 4-1 with a 1.85 ERA over his final seven starts before his promotion to Midland...struck out a season high 10 Aug. 7 against Lake Elsinore...helped Midland to

the Texas League Championship by going 1-0 with a 3.27 ERA in two postseason starts (11.0 ip, 12 h, 4 r, 4 er, 2 bb, 13 so).

2004—Was released by the Phillies organization March 28 and signed with Schaumburg of the independent Northern League...went 3-0 with a 1.50 ERA and .150 opponents batting in four starts for the Flyers...struck out 26 and walked just one without allowing a home run in 24.0 innings...was signed by the Oakland organization to a minor league contract June 18 and went 9-2 with a 3.90 ERA in 16 games, 15 starts, with Single-A Modesto...combined at both stops for a 12-2 record, a 3.40 ERA and a .241 opponents batting average in 20 games, 19 starts...during a California League playoff game, he was struck by a line drive above his right temple, fracturing his skull and keeping him in intensive care for six days.

2003—Was selected by the Philadelphia Phillies in the 20th round of the draft and began his professional career on the disabled list with right bicep tendinitis...was reinstated from the DL Aug. 26 and made three relief appearances for Single-A Batavia of the short season New York-Penn League...was 1-0 with a 1.50 ERA and .227 opponents batting average in three relief appearances.

PERSONAL/MISCELLANEOUS

Brad Gregory Ziegler...graduated from Odessa (MO) High School in 1998...graduated from Southwest Missouri State University in 2003...participated in the A's 2009 Holiday Caravan, which featured many public appearances around the Bay Area and a Christmas shopping event for children from the Henry Robinson Shelter in Oakland...is married, Kristi...has a daughter, Kaylin Brook.

LIFETIME PITCHING RECORD

Year	Club	W	L	ERA	G	GS	CG	SHO	SV	IP	H	R	ER	HR	HB	BB	IBB	SO	WP	BK
2003	Batavia	1	0	1.50	3	0	0	0	0	6.0	5	1	1	0	0	1	0	6	0	0
2004	Schaumburg (Ind.)	3	0	1.50	4	4	1	0	0	24.0	12	5	4	0	2	1	0	26	0	0
	Modesto	9	2	3.90	16	15	0	0	0	92.1	94	51	40	11	2	22	0	77	0	1
2005	Stockton	9	7	4.66	24	24	0	0	0	141.0	166	84	73	13	6	20	0	144	4	0
	Midland	2	1	6.86	4	4	0	0	0	21.0	27	16	16	1	3	4	0	20	1	0
2006	Midland	9	6	3.37	23	22	1	0	0	141.2	151	60	53	17	7	37	0	88	3	1
	Sacramento	0	1	6.00	4	4	0	0	0	21.0	32	17	14	3	1	5	0	11	1	0
2007	Midland	4	0	1.14	15	0	0	0	1	23.2	19	6	3	0	0	4	0	18	0	0
	Sacramento	8	3	2.96	35	0	0	0	1	54.2	46	20	18	0	2	14	0	44	0	1
2008	Sacramento	2	0	0.37	19	0	0	0	8	24.1	15	2	1	0	0	4	1	20	0	0
	OAKLAND	3	0	1.06	47	0	0	0	11	59.2	47	8	7	2	1	22	3	30	0	0
2009	OAKLAND	2	4	3.07	69	0	0	0	7	73.1	82	27	25	2	1	28	4	54	0	0
ML Totals		5	4	2.17	116	0	0	0	18	133.0	129	35	32	4	2	50	7	84	0	0

CAREER TRANSACTIONS

2000 — Selected by the Oakland Athletics organization in the 31st round of the First-Year Player Draft, did not sign.
2003 — Selected by the Philadelphia Phillies organization in the 20th round of the First-Year Player Draft. **2004** — Released, March 28; signed with Schaumburg (Independent). Signed by the Oakland Athletics to a minor league contract, June 18.

WORLD BASEBALL CLASSIC RECORD

Year	Club	W	L	ERA	G	GS	CG	SHO	SV	IP	H	R	ER	HR	HB	BB	IBB	SO	WP	BK
2009	United States	0	0	8.10	4	0	0	0	0	3.1	8	3	3	1	1	1	0	0	0	0

ZIEGLER'S CAREER HIGHS

Low Hit Complete Game: None

Innings Pitched: 3.0, July 30, 2008 vs. Kansas City

Strikeouts: 4, June 22, 2009 vs. San Francisco

Longest Winning Streak: 3, June 8 to September 21, 2008

Longest Losing Streak: 3, June 16 to August 28, 2009

Longest Scoreless Streak: 39.0, May 31 to August 14, 2008

NON-ROSTER PLAYERS

CEDRICK BOWERS

57

LEFT-HANDED PITCHER

Height/Weight: 6-2 / 220

Bats/Throws: Right / Left

Birthdate: February 10, 1978

Opening Day Age: 32

Birthplace/Resides: Gainesville, Florida / Chiefland, Florida

Major League Service: 11 days

Obtained: Signed as a free agent to a minor league contract, December 10, 2009

Contract Status: First year of a one-year contract through 2010.

CAREER HIGHLIGHTS

Made his Major League debut with Colorado in 2008, 12 years after being drafted in the fourth round of the 1996 June Draft by the Tampa Bay Rays...signed with the Rockies in January of 2008 after spending three seasons in Japan (2004-06) and one in Korea (2007)...pitched in the Phillies farm system last year...prior to his time in Japan, Bowers spent eight seasons in the Rays organization, including the final three seasons (2001-03) with Triple-A Durham...has a career Minor League record of 54-57 with a 3.90 ERA (430 er in 991.1 ip) in 324 games, 138 starts...has 1022 strikeouts in 991.1 innings, an average of 9.28 per nine innings

2009 HIGHLIGHTS

Compiled a career low 1.93 ERA in a career high 48 games for the Philadelphia Phillies Triple-A affiliate at Lehigh Valley...added five saves, which was also a career high...held the opposition to a .182 batting average, which was the lowest mark among International League relievers...struck out 67 in 60.2 innings and his average of 9.94 strikeouts per nine innings ranked third among IL relievers...yielded just one home run...his opponents batting average included a .154 (21 for 136) mark against right-handed hitters and .233 (17 for 73) against left-handers...had 15 walks and 14 strikeouts against lefties and 30 walks and 53 strikeouts against righties...issued 45 walks overall, an average of 6.68 per nine innings...allowed a .108 average with runners in scoring position and opponents were 2 for 32 (.063) with RISP and two outs...yielded a .271 average to batters leading off an inning...posted a 0.66 ERA in 10 games in June and a 0.87 ERA in 10 outings in August...compiled a 0.95 ERA in 23 appearances at home and had a 1.44 ERA in 36 games at night...converted 5 of 7 (71.4%) save opportunities and allowed 3 of 18 (16.7%) inherited runners to score...tossed at least 1.0 inning in 41 of his 48 relief appearances.

LEHIGH VALLEY: Yielded his only home run of the season in his fourth outing, April 19 at Pawtucket...finished the season with a 44-game, 53.0-inning, homerless streak...posted a 2.76 ERA over his first 12 games through May 14 but did not allow a run in 18 of his next 19 outings from May 17 to July 9...compiled a 0.36 ERA and held the opposition to a .129 batting average over that span...did not allow a hit over a span of eight games and 10.2 innings from May 17 to June 5, but issued eight walks and hit a batter...allowed his only inherited runner to score May 27 at Buffalo but stranded each of his 12 inherited runners over his final 31 games...had a 10-game, 14.0-inning scoreless streak from June 12 to July 12...was 1-0 and posted four of his five saves over that span...struck out a season high four batters in 2.0 perfect innings June 12 against Charlotte...was the winning pitcher June 17 at Durham when he tossed a season high 2.2 innings and combined with three other pitchers on an eight-hit shutout in the IronPigs' 4-0, 11-inning win...had a nine-game, 9.1-inning scoreless streak from July 29 to Aug. 22...pitched for Magallanes in the Venezuelan Winter League following the season and was 1-1 with a 5.06 ERA in 12 games, five starts.

CAREER

2008—In his first season as a member of the Colorado organization, Bowers spent the majority of the year with Triple-A Colorado Springs...made his Major League debut July 2 vs. San Diego, tossing a scoreless frame...would make four more appearances (5.2 ip, 10 er) over the next week before being optioned back to Colorado Springs...finished the season with a 6-1 record and a 3.74 ERA with one save in 35 games, two starts, for the Sky Sox...posted a 3-1 record with a 2.57 ERA on the road...compiled

a 1.98 ERA in June (13.2 ip, 3 er)...assigned to Colorado Springs from extended Spring Training April 29...struck out a season-high eight batters in 5.0 innings while picking up a win at Fresno May 15...struck out five batters in relief during a 2.0 inning performance against Las Vegas Aug. 21...from Aug. 16-28, tossed a season-high six consecutive scoreless outings, spanning 9.2 innings...in that time, allowed four hits and five walks while striking out 17...posted a 1-0 record with a 1.64 ERA during his two starts...called up by the Rockies July 1...optioned to Colorado Springs July 11.

2007—Spent the season with the Hanwha Eagles in the Korean Baseball Organization, his only season pitching in Korea.

2006—Played for the Tohoku Rakuten Golden Eagles of the Nippon Professional Baseball League in Japan...was his only season with the Golden Eagles.

2005—Pitched for the Yokohama BayStars for the second consecutive season.

2004—Pitched for the Yokohama BayStars of the Nippon Professional Baseball League in Japan...was his first season in Japan as he spent his previous eight campaigns in professional baseball with the Tampa Bay Rays organization.

2003—Pitched the entire season for Triple-A Durham in the Tampa Bay organization...it was his third consecutive full season with the Durham Bulls...went 4-3 with a 4.41 ERA in 32 games, including eight starts...owned an 8.6 strikeout-per-nine-inning ratio for the Bulls...as a reliever Bowers collected two saves and finished five games.

2002—Spent his second full season with the Durham Bulls, helping the team to the Governors Cup, his second Minor League championship (Orlando in 1999)...appeared in a career high 47 games, all in relief, for Durham...posted a 4-3 record with a 3.12 ERA with 79 strikeouts...tossed 15 consecutive scoreless outings from June 2 to July 24, a span of 24.1 innings pitched without allowing a run...opponents hit .274 against him, but just .189 with runners in scoring position...did not allow a home run to a left-handed hitter all season (87 plate appearances).

2001—In his first full season with Triple-A Durham he split time as a starter and reliever...made 31 relief appearances for the Bulls after starting 117 of his first 118 games over his first five seasons in professional baseball.

2000—In his last season used primarily as a starter he spent the majority of the campaign with Double-A Orlando before being transferred to Triple-A Durham for his final four starts...ranked ninth in the Southern League with his 2.78 ERA...as a starter for Orlando held opponents to a .214 average...named the Devil Rays Pitcher of the Month for May after posting a 1.97 ERA.

1999—In his first season with Double-A Orlando he finished second in the organization with 138 strikeouts...owned a 9.94 strikeout-per-nine-inning ratio, the best in the Southern League and second best in all of Minor League Baseball.

1998—Led the Tampa Bay organization and finished third in the Florida State League with 156 strikeouts in his first season with St. Petersburg.

1997—Finished third in the South Atlantic League with his career high of 168 strikeouts...led the league with 78 walks.

1996—In his first professional season led the Rookie Gulf Coast League with 80 walks, while finishing third with 85 strikeouts.

PERSONAL/MISCELLANEOUS

Cedrick Jerome Bowers...graduated from Chiefland (FL) High School.

LIFETIME PITCHING RECORD

Year	Club	W	L	ERA	G	GS	CG	SHO	SV	IP	H	R	ER	HR	HB	BB	IBB	SO	WP	BK
1996	GCL Devil Rays	3	5	5.37	13	13	0	0	0	60.1	50	39	36	2	3	39	0	85	5	5
1997	Charleston	8	10	3.21	28	28	0	0	0	157.0	119	74	56	11	3	78	0	164	15	1
1998	St. Petersburg	5	9	4.38	28	26	0	0	0	150.0	144	89	73	14	1	80	1	156	6	2
1999	Oriando	6	9	5.98	27	27	1	0	0	125.0	125	94	83	18	4	76	0	138	12	1
2000	Oriando	5	8	2.78	20	19	1	0	0	106.2	85	45	33	8	3	44	0	92	3	1
	Durham	3	1	5.49	4	4	0	0	0	19.2	21	13	12	2	0	13	0	20	1	0
2001	Durham	6	5	3.06	42	11	0	0	0	94.0	83	38	32	10	3	56	1	67	3	0
2002	Durham	4	3	3.12	47	0	0	0	0	69.1	75	36	24	9	3	43	1	79	11	1
2003	Durham	4	3	4.41	32	8	0	0	2	83.2	75	46	41	6	6	39	0	80	12	0
2004	Yokohama (Japan)	7	4	3.54	20	-	-	-	0	104	102	-	-	-	39	-	90	-	-	-
2005	Yokohama (Japan)	7	5	3.83	18	18	2	0	0	112.2	104	57	48	5	0	43	0	74	4	0
2006	Tohoku Rakuten (Japan)	-	-	-	-	-	-	-	-	-	-	-	-	-	-	-	-	-	-	-
2007	Hanwha (Korea)	11	13	4.15	-	-	-	-	0	158	-	-	-	-	-	-	-	140	-	-
2008	Colorado Springs	6	1	3.74	35	2	0	0	1	65.0	50	28	27	5	2	43	1	74	4	0
	COLORADO	0	0	13.50	5	0	0	0	0	6.2	11	10	10	2	1	5	0	5	1	0
2009	Lehigh Valley	4	3	1.93	48	0	0	0	5	60.2	38	15	13	1	3	45	1	67	3	0
ML Totals		0	0	13.50	5	0	0	0	0	6.2	11	10	10	2	1	5	0	5	1	0

CAREER TRANSACTIONS

1996 — Selected by the Tampa Bay Devil Rays organization in the 4th round of the June Draft. **2002** — Elected free agency, October 15; re-signed by Tampa Bay to a minor league contract, November 15. **2003** — Elected free agency, October 15; signed by the Florida Marlins to a minor league contract, December 14. **2004** — Released, April 2. **2008** — Signed by the Colorado Rockies to a minor league contract, January 25. Elected free agency, October 27; re-signed by Colorado to a minor league contract, December 15. **2009** — Released, March 24; signed by the Philadelphia Phillies to a minor league contract, March 26. Elected free agency, November 9; signed by the Oakland Athletics to a minor league contract, December 10.

BOWERS' CAREER HIGHS

Low Hit Complete Game: None
Innings Pitched: 2.0 (twice), last: July 10, 2008 at Milwaukee
Strikeouts: 3, July 10, 2008 at Milwaukee
Longest Winning Streak: None
Longest Losing Streak: None
Longest Scoreless Streak: 2.2, July 2 to 4, 2008

COREY BROWN

74



OUTFIELDER

Height/Weight: 6-1 / 204 **Bats/Throws:** Left / Left
Birthdate: November 26, 1985 **Opening Day Age:** 24
Birthplace/Resides: Tampa, Florida / Tampa, Florida
Major League Service: None
Obtained: Selected as a compensation pick following the first round (59th selection overall) of the 2007 First-Year Player Draft
Contract Status: First year of a one-year contract through 2010

CAREER HIGHLIGHTS

Was a compensation pick following the first round of the 2007 draft for the loss of free agent Frank Thomas...has a .267 (256 for 959) average with 65 doubles, 10 triples, 50 home runs and 174 RBI in 259 games over three seasons in the minors...hit 30 home runs in 2008, which ranked 14th in the minors... was named to the *Baseball America* Short-Season All-Star team in 2007.

2009 HIGHLIGHTS

Batted .268 with 20 doubles, nine home runs and 43 RBI in 66 games at Double-A Midland in a season interrupted by two stints on the disabled list...was on the DL from April 21 to May 2 with a strained left knee and July 10 to Aug. 6 with a strained right knee...batted .323 (20 for 62) against left-handed pitch-

ing and .250 (47 for 188) with all nine of his home runs and 36 of his 43 RBI against right-handers...hit .320 with 15 doubles, five home runs and 30 RBI in 40 games before the All-Star Break and .186 with five doubles, four home runs and 13 RBI in 26 games after the break...had a .315 batting average with the bases empty and .230 with runners on, including .167 with runners in scoring position...appeared in 63 games in the outfield, all in center field...also went 6 for 12 (.500) with two home runs and four RBI in three games as the designated hitter...saw most of his action batting seventh (50 games)...played for Phoenix in the Arizona Fall League following the season and hit .333 with six home runs and 28 RBI in 25 games...led the AFL in RBI, ranked second in total bases (65), tied for second in home runs, tied for third in extra base hits (15) and fourth in hits (35).

MIDLAND: Was hitting .345 with no home runs and two RBI over his first nine games before he was placed on the DL the first time, April 21...was reinstated from the DL May 3 and went 10 for 17 (.588) with three doubles, four home runs, nine RBI and six runs scored over his first four games following his return...had three straight three-hit games, May 4-7, and had his first of two two-homer games, May 7 at Corpus Christi...was named Texas League Player of the Week for the week of May 4-10...went 1 for 3 and walked a season-high four times in a 13-inning game, May 11 against Frisco...was a single short of the cycle May 22 against Corpus Christi as he went 4 for 5 with two doubles, a triple, a home run, six RBI and five runs scored...finished May with a .330 batting average, 20 runs, 10 doubles, two triples, five home runs, 25 RBI and 11 walks (.407 on-base percentage) in 24 games...was named to the TL Midseason All-Star team and went 0 for 2 for the South All-Stars, July 1...was hitting .308 when he placed on the DL for a second time July 10...reinstated Aug. 7 and went 3 for 9 over his first two games to lift his season average to .310...then went 3 for 45 (.067) over his next 12 games to fall to .258...two of the hits were home runs in the same game, Aug. 21 against Northwest Arkansas...then hit safely in a season high eight consecutive games from Aug. 26 to Sept. 3 (11 for 26, .423)...batted .208 (5 for 24) with two home runs and four RBI in six postseason games for the Texas League Champion RockHounds.

CAREER

2008—Played for the A's two Single-A affiliates at Kane County and Stockton and combined to hit .266 with 30 home runs and 83 RBI in 134 games...the home runs ranked 14th among all minor leaguers but he also struck out 168 times, which tied for fourth most...ranked second in the A's farm system in home runs, third in total bases (253) and fourth in slugging percentage (.510) and extra base hits (59)...was successful in 16 of 17 (94.1%) stolen base attempts...hit .272 with 25 of his 30 home runs against right-handed pitching and .248 against left-handers...batted .327 in 29 day games and .249 in 105 contests at night...had a .176 batting average with runners in scoring position...appeared in 116 games in the outfield, all in center field...began the season at Kane County and hit .270 with 14 home runs and 49 RBI in 85 games...finished second on the Cougars in home runs despite a mid-July promotion to Stockton...named to the Midwest League Midseason All-Star team...drove in at least one run in eight consecutive games, April 13 to 21 (nine RBI total)...had his first of four two-homer games, April 16 against South Bend when he went 3 for 5 and scored a season high four runs...hit safely in a season high 10 consecutive games from June 23 to July 2 (19 for 42, .452)...including a three-double game, June 24 at Quad Cities...was promoted to Stockton July 10 and hit .260 with 16 home runs and 34 RBI in 49 games with the Ports...finished third on the club in home runs...had three two homer games with Stockton, all in August...turned the trick Aug. 2 at Visalia, Aug. 17 against Bakersfield and Aug. 25 at Visalia...batted .310 with seven doubles, 12 home runs and 23 RBI in 30 games in August...went 8 for 45 (.178) with a home run and 12 RBI in 12 postseason games for the Ports...played for North Shore Honu in the Hawaiian Winter Baseball League and hit .216 with four home runs and 14 RBI in 28 games.

2007—Made his professional debut with Single-A Vancouver and hit .268 with 11 home runs and 48 RBI in 59 games...ranked second in the Northwest League in slugging (.545) and fifth in strikeouts (77)...tied for the Canadians team lead in home runs and ranked second in RBI...was named to the *Baseball America* Short-Season All-Star team...batted .306 on the road and .301 at night...had seven home runs and 23 RBI in 27 games in July and hit .313 in 23 games in August...appeared in 38 games in center field and 17 in right field and had six assists...hit his first career grand slam, June 27 against Yakima.

PERSONAL/MISCELLANEOUS

Corey Allen Brown was originally signed by A's scout Blake Davis...graduated from H.B. Plant High School...attended Oklahoma State University...named Big 12 Freshman Player of the Year in 2005...selected as a supplemental pick following the first round of the 2007 draft as compensation for the loss of free agent Frank Thomas.

LIFETIME PLAYING RECORD

Year	Club	AVG.	G	AB	R	H	2B	3B	HR	RBI	SH	SF	HP	BB	SO	SB	CS	SLG	OBP	E
2007	Vancouver	.268	59	213	31	57	18	4	11	48	0	3	3	37	77	5	3	.545	.379	5
2008	Kane County	.270	85	300	44	81	18	2	14	49	3	4	3	41	96	12	0	.483	.359	3
	Stockton	.260	49	196	34	51	9	0	16	34	0	0	1	17	72	4	1	.551	.322	1
2009	Midland	.268	66	250	46	67	20	4	9	43	0	0	4	27	69	5	2	.488	.349	2

CAREER TRANSACTIONS

2007 — Selected by the Oakland Athletics organization as a compensation pick following the 1st round (59th selection overall) of the First-Year Player draft.

ADRIAN CARDENAS

61

INFIELDER

Height/Weight: 6-0 / 203

Bats/Throws: Left / Right

Birthdate: October 10, 1987


Opening Day Age: 22

Birthplace/Resides: Miami Lakes, Florida / Opa Locka, Florida

Major League Service: None

Obtained: Acquired from the Philadelphia Phillies with Josh Outman and Matt Spencer for pitcher Joe Blanton, July 17, 2008

Contract Status: First year of a one-year contract through 2010



CAREER HIGHLIGHTS

Was one of three players acquired from the Philadelphia Phillies organization in the Joe Blanton trade at the 2008 All-Star Break...in four professional seasons, he has a .299 (472 for 1580) batting average in 407 minor league games...was named to the Texas League midseason and postseason All-Star teams in 2009...was the A's fifth best prospect according *Baseball America* following the 2008 season and ninth best following the 2009 season...honored as a South Atlantic League midseason All-Star in 2007 and played for Team USA in the All-Star Futures Game...rated the second best prospect in the Phillies minor league system by *Baseball America* following the season 2007 season and the third best after 2006.

2009 HIGHLIGHTS

Had two stints with both Double-A Midland and Triple-A Sacramento and combined to hit .299 with 41 doubles, 79 RBI and 79 runs scored in 130 games...tied for 13th in all of Minor League Baseball in doubles...had career highs in games, at bats (508), runs, hits (152), doubles and walks (55) and matched his best in RBI...ranked second in the A's farm system in doubles, third in hits, seventh in batting, RBI and extra base hits (49), eighth in total bases (213) and tied for eighth in runs and walks...was named to the Texas League midseason and postseason All-Star Teams...prior to the season he was ranked number 74 on *Baseball America's* Top 100 Prospects list and following the season he was listed as the A's ninth best prospect...his batting average included a .311 (115 for 370) mark against right-handed pitching and .268 (37 for 138) against left-handers...batted .308 with runners in scoring position, including .345 with Midland and .226 with Sacramento...appeared in 73 games at second base, 38 at third base and 14 at shortstop...made 19 errors, including nine at second base (.977 fielding percentage), five at third base (.946) and five at shortstop (.926)...hit in every spot in the batting order except leadoff and cleanup and saw his most action with 45 games batting fifth, 25 hitting third and 22 in the eighth spot.

MIDLAND: Batted .326 with 26 doubles, 55 RBI and 56 runs scored in 79 games with Midland...hit .383 with all three of his home runs and 38 of his 55 RBI at home compared to .270 on the road...began the season with the RockHounds and after going 0 for 4 in the opener, he hit safely in 10 consecutive games from April 10 to 20...went 18 for 42 (.429) with seven doubles and eight RBI during the streak...had a season high five RBI April 29 against Corpus Christi and batted .372 with 10 doubles and 19 RBI in 19 games in April to earn a May 1 promotion to Sacramento...returned to Midland May 22 and went 4 for 5 with a walk, five runs scored and three RBI that day against Corpus Christi...it was his first of two four-hit games as he went 4 for 6 with a pair of doubles June 15 against Frisco...hit .391 over his first 22 games of his second stint, boosting his overall Double-A batting average to .382 following his four-hit game June 15...went 13 for 56 (.232) over his next 14 games...started at second base for the

South All-Stars in the Texas League All-Star Game, July 1 at Frisco, and went 0 for 2...then hit safely in a season high 13 consecutive games from July 2 to 16 (22 for 53, .415)...was promoted to Sacramento Aug. 1 and finished the season with the River Cats.

SACRAMENTO: Hit .251 with 24 RBI in 51 games over two stints with Sacramento...earned his first promotion to the River Cats May 1 and went 11 for 62 (.177) with 11 RBI in 18 games before he was sent back to Midland May 21...returned Aug. 2 and after going 0 for 15 over his first four games, he batted .330 over his final 29 contests...including a 15 for 29 (.517) surge over a seven-game stretch from Aug. 14 to 20...then hit a team-leading .370 with three doubles, three RBI and seven runs scored in seven postseason games for the River Cats.

CAREER

2008—Was acquired by Oakland from Philadelphia in the Joe Blanton trade in July and combined to hit .296 with five home runs and 40 RBI in 109 games with Single-A Clearwater in the Phillies organization and Single-A Stockton and Double-A Midland in the A's organization...added six triples and was successful in 17 of 18 (94.4%) stolen base attempts...was named the A's fifth best prospect by *Baseball America* following the season and was also tabbed as the A's Best Hitter for Average in the magazine's Best Tools survey...batted .296 against left-handed pitchers and .296 against right-handers...hit .303 with runners in scoring position, but that mark dropped to .159 with RISP and two outs...was 2 for 12 (.167) with the bases loaded...hit .416 with three of his five home runs, 10 of his 40 RBI and six of his 17 stolen bases in the first inning of a game...committed five errors in 77 games at second base (.984 fielding percentage) and two in 29 contests at shortstop (.985 fielding percentage)...hit third 63 times and also made 25 appearances batting ninth, 19 hitting second and one batting first...hit .307 with four home runs and 23 RBI in 68 games with Clearwater...was successful in all 16 of his stolen base attempts...all 65 of his defensive appearances came at second base...had his first of three four-hit games April 6 at Lakeland...was batting .347 in 13 games when he was placed on the disabled list April 24 with a strained muscle in his back...was reinstated from the DL May 13 and homered that day at Dunedin...hit all four of his home runs with the Threshers over a 17-game span from May 13 to 30 and batted .323 with four home runs and nine RBI in 18 games in May...then hit .291 with 11 RBI and 11 stolen bases in 25 games in June...went 10 for 39 (.256) over his final 11 games with Clearwater before he was traded to Oakland with Josh Outman and Matt Spencer July 17 in exchange for Joe Blanton...was assigned to Stockton following the trade and batted .278 with a home run and 10 RBI in 15 games...did not commit an error in 12 games at second base and three at shortstop...matched his season best with an eight-game hitting streak from July 23 to 31 (15 for 40, .375)...drove in at least one run in each of the final seven games of the streak (9 RBI total)...hit .333 over his first 11 games and then went 2 for 18 (.111) over his final four contests before he was promoted to Midland Aug. 5...batted .279 in 26 games with the RockHounds and added 15 walks for a .392 on-base percentage...hit .353 over his first 14 games but went 6 for 35 (.171) over his final 12 contests...all 26 of his appearances came at shortstop...played for the Arizona Fall League Champion Phoenix Desert Dogs following the season and hit .239 with three doubles and nine RBI in 24 games...appeared in 12 games at second base, 11 at shortstop and one at third base.

2007—Spent entire season with Single-A Lakewood...led his team in at bats (499), doubles (30) and RBI (79), was second in hits (147) and tied for second in home runs (9)...had 40 multi-hit games...collected 24 RBI in 27 games in May, including an RBI in six straight games from May 3-9 (10 RBI total)...named a South Atlantic League midseason All-Star...named Phillies Minor League Player of the Week, May 28-June 3...was Phillies' Minor League Player of the Month for June after batting .360 with 16 runs and 11 RBI...played for Team USA in the Futures Game in San Francisco and was 1 for 1...hit safely in 16 of his final 19 games of the season from Aug. 14 to Sept. 3 (26 for 72, .361)...rated the second best prospect in the Phillies minor league system by *Baseball America* following the season.

2006—Made his professional debut with the Gulf Coast Rookie League Phillies...ranked second in the GCL in average (.318), tied for fourth in triples (4) and fifth in on-base percentage (.384)...was named Phillies Minor League Player of the Week, July 24-30 after batting .650 with four RBI...had a season-high five RBI and three runs scored July 17 at the Indians...had a season-best five hits July 24 vs. the Yankees...scored a run in six straight games, June 25-July 2 (seven runs total)...hit .368 with runners in scoring position...led the team in runs (22), hits (49), triples, walks (17) and RBI (21) and tied for the team lead in stolen bases (13)...selected as a postseason GCL All-Star...rated the third best prospect in Phillies minor league system by *Baseball America* following the season.

PERSONAL/MISCELLANEOUS

Adrian Cardenas...graduated from Monsignor Pace (FL) High School in 2006 and was named as *Baseball America's* High School Player of the Year...hit .647 (75 for 116) with 18 home runs and 65 RBI...was selected by Philadelphia as a sandwich pick following the first round of the 2006 draft as compensation for the loss of free agent Billy Wagner.

LIFETIME PLAYING RECORD

Year	Club	AVG.	G	AB	R	H	2B	3B	HR	RBI	SH	SF	HP	BB	SO	SB	CS	SLG	OBP	E
2006	GCL Phillies	.318	41	154	22	49	5	4	2	21	0	4	2	17	28	13	3	.442	.384	15
2007	Lakewood	.295	127	499	70	147	30	2	9	79	4	10	4	47	80	20	7	.417	.354	14
2008	Clearwater	.307	68	261	44	80	11	6	4	23	2	2	0	28	42	16	0	.441	.371	5
	Stockton	.278	15	72	11	20	1	0	1	10	0	0	1	1	14	1	0	.333	.297	0
2009	Midland	.279	26	86	12	24	4	0	0	7	0	0	1	15	10	0	1	.326	.392	2
	Midland	.326	79	325	56	106	26	2	3	55	3	6	1	38	44	5	4	.446	.392	11
	Sacramento	.251	51	183	23	46	15	2	1	24	2	3	2	17	29	3	2	.372	.317	8

CAREER TRANSACTIONS

2006 — Selected by the Philadelphia Phillies as a compensation pick following the 1st round of the First-Year Player draft. **2008** — Traded to the Oakland Athletics with Josh Outman and Matt Spencer for pitcher Joe Blanton, July 17.

MATT CARSON

25

OUTFIELDER

Height/Weight: 6-2 / 200

Bats/Throws: Right / Right

Birthdate: July 1, 1981


Opening Day Age: 28

Birthplace/Resides: Newport Beach, California / Tampa, Florida

Major League Service: 17 days

Obtained: Signed as a free agent to a minor league contract, November 25, 2008

Contract Status: First year of a one-year contract through 2010.



CAREER HIGHLIGHTS

Made his Major League debut with Oakland in 2009 after eight seasons in the minor leagues...was originally a fifth round draft pick of the Yankees in 2002 and spent seven seasons in New York's farm system before signing a minor league contract with the A's organization Nov. 25, 2008...had a .257 (793 for 3089) batting average, 102 home runs, 429 RBI and 80 stolen bases in 838 games in the minors when he was promoted to Oakland following the conclusion of the 2009 minor league season...spent his first three professional seasons at Single-A, made his Double-A debut in 2005 and saw his first Triple-A action in 2008.

2009 HIGHLIGHTS

Spent the entire regular season with Triple-A Sacramento before making his Major League debut with Oakland in September...hit .286 with a home run and five RBI in 10 games with the A's...was 3 for 6 (.500) with runners in scoring position...appeared in eight games in right field and one in left field...made all six of his starts in right...was selected by Oakland Sept. 18 and made his Major League debut that night against Cleveland with a start in right field...went 0 for 3...singled off the Indians' Tomo Ohka in the fifth inning Sept. 19 for his first hit...had a pinch hit RBI single in the eighth inning Sept. 20 against Cleveland for his first RBI...hit his first big league home run Sept. 21 against Texas, a two-run shot off Eddie Guardado in the ninth inning...went 5 for 12 (.417) with a home run and four RBI over his first six games and 1 for 9 (.111) with one RBI over his final four...played for Aguilas in the Dominican Winter League and hit .229 with a home run and four RBI in 25 games.

SACRAMENTO: Batted .264 with 25 home runs and 77 RBI in 118 games with the River Cats...had career-highs in home runs, RBI, walks (38), extra base hits (57) and slugging percentage (.514)...had the second best totals of his career with 29 doubles (30 in 2004) and 15 stolen bases (23 in 2004)...finished third in the A's farm system in home runs...led the River Cats in home runs, RBI, extra base hits, slug-

ging, strikeouts (94) and games played, tied for the lead in doubles and ranked second in runs (68)... was named Sacramento's offensive and defensive player of the year...batted .239 with 12 home runs and 42 RBI in 74 games before the All-Star Break and then hit .304 with 13 home runs and 35 RBI in 44 games after the break...hit .301 at home compared to .235 on the road...led PCL outfielders in fielding percentage, as he did not commit an error in 267 chances...had seven assists...appeared in 81 games in center field, 18 in right field and seven in left field...also made his professional debut as a pitcher and compiled a 10.50 ERA (6.0 ip, 11 h, 8 r, 7 er, 3 bb, 1 so, 2 hr, 3 wp) and .379 opponents batting average in six appearances...batted .268 in 12 games at designated hitter and was 1 for 2 with a walk and a RBI as a pinch hitter...hit in every spot in the order and saw his most action with 29 games hitting second (.321, 7 HR, 28 RBI) and 27 in the six spot (.280)...got off to a slow start, batting .197 with four home runs and 14 RBI over his first 30 games through May 17...that included his lone two-steal game of the season April 12 against Tacoma...then went 18 for 57 (.316) over his next 16 games from May 18 to June 4...capped that stretch June 4 at Salt Lake with one of three three-homer games in the PCL in 2009...had his first of three four-hit games that day and added three runs scored and four RBI...went 2 for 5 with a pair of doubles and a season-high five RBI at Las Vegas June 27...recorded his lone strikeout as a pitcher July 22 at Tacoma (Jerry Owens)...tossed a scoreless inning in that game and Aug. 4 at Portland...had a grand slam July 23 at Tacoma...was batting .234 with 14 home runs, 48 RBI and six stolen bases in 86 games at the end of July...then hit .356 with 10 home runs, 26 RBI and eight stolen bases in 26 games in August...matched his season-high with five RBI Aug. 8 against Oklahoma City and added a home run and a pair of doubles...had seven straight multiple hit games from Aug. 19 to 26 (16 for 31, .516) and had seven home runs and 12 RBI over an eight-game span from Aug. 19 to 27...hit two home runs and drove in five runs Aug. 25 against Portland and then went 4 for 4 with four runs scored the next day against Fresno...matched his season-high with four hits Aug. 31 at Reno...was named PCL Batter of the Week for the week of Aug. 24 to 30 after hitting .455 (10 for 22) with four home runs, seven RBI and 10 runs scored in six games...then batted .259 (7 for 27) with three doubles, a home run and three RBI in six postseason games for the River Cats.

CAREER

2008—Spent his seventh professional season with Double-A Trenton and Triple-A Scranton-Wilkes Barre in the New York Yankees organization...combined to hit .285 with 17 doubles, 10 triples, 15 home runs and 64 RBI in 111 games...had career highs in batting and triples...began the year at Trenton, but was promoted to Scranton-WB May 3 and finished second on the Yankees Triple-A affiliate in triples (6) and hit by pitches (8), while ranking third in batting (.289)...with both clubs, he combined to bat .316 against left-handed pitching and .271 against right-handers...his average slipped to .270 with runners in scoring position, including .212 with RISP and two outs...was 1 for 10 (.100) with the bases loaded...hit .322 when leading off an inning...appeared in 50 games in right field, 42 in center field and eight in left field...had 13 assists in 96 total games in the outfield...committed just one error in 223 chances for a .996 fielding percentage...hit in every spot in the order and saw his most action with 28 games in the three spot and 28 games batting fifth...hit .277 with five home runs and 26 RBI in 27 games with Trenton...hit .333 at home and .243 on the road...batted .333 during the day and .239 at night...had a season high five RBI April 6 at Binghamton...put together a season best 14-game hitting streak from April 12 to 27 and hit .381 (24 for 63) with five doubles, three triples, four home runs and 20 RBI during the streak...had at least one RBI in each of the final 12 games of the streak...capped the hitting streak April 27 against New Britain when he went 4 for 5 with a triple, a home run and five RBI...it was his first of three four-hit games in 2008...was promoted to Scranton-WB May 3 and hit .289 with 10 home runs and 38 RBI in 84 games...went 4 for 6 and scored a season high four runs in his Triple-A debut May 3 against Durham...was on the disabled list from May 25 to June 1 with a strained left calf...had his lone two home run game of the season June 14 at Norwich and drove in four runs...finished June with a .351 batting average in 20 games...batted .154 (4 for 26) with one RBI in seven postseason games for Scranton-Wilkes Barre as the Yankees won the International League Championship...played for Aguilas in the Dominican Winter League following the season and hit .273 with six home runs and 19 RBI in 20 games.

2007—Batted .248 with 16 home runs and 76 RBI in 129 games with Double-A Trenton...led the Thunder in games, at bats (471), runs (72), hits (117), home runs, RBI and strikeouts (109)...tied for third in the Yankees farm system in home runs and ranked fifth in RBI...batted .296 against left-handed pitching and .234 against right-handers...hit .319 in April but batted .253 or less in each of the remaining months...was 5 for 14 (.357) with a home run and 16 RBI with the bases loaded...the grand slam came July 1 against Harrisburg...appeared in 68 games in right field and 57 in center field and had 16 assists in 124 total games in the outfield...led Eastern League outfielders with six double plays...was 3 for 6 with a walk-off single in the 12th inning April 9 against Harrisburg...went 3 for 4 with two doubles May 12 against New Britain and then went 4 for 4 with two doubles and a home run the next day against the

Matt Carson, continued

Rock Cats...was the starting left fielder for the North Squad in the EL All-Star Game July 11 but did not bat as the game was called in the third inning due to heavy fog...hit .344 with a home run and five RBI in eight postseason games to lead Trenton to the EL Championship and was named MVP of the playoffs

2006—Split his season between Single-A Tampa and Double-A Trenton for the second consecutive season and batted a combined .248 with 10 home runs and 30 RBI in 69 games...hit .269 against right-handed pitching and .182 against left-handers...batted .310 with runners in scoring position with Tampa but had a .095 average with RISP while playing for Trenton...appeared in 28 games in right field and 25 in left field and did not commit an error...began the year at Tampa and went 4 for 4 with four runs scored, a triple, three home runs and five RBI April 24 at Sarasota...was batting .227 with seven home runs and 18 RBI in 38 games before going on the disabled list May 25 with a concussion...was reinstated from the DL July 12 and went 4 for 5 with a home run and three RBI in his first game back that day at Ft. Meyers...was promoted to Trenton July 14...had his second multi-homer game of the season Sept. 3 against Reading when he was 3 for 4 with a double and two home runs.

2005—Played for Single-A Tampa and Double-A Trenton and hit a combined .238 with nine home runs and 44 RBI in 112 games...batted .192 with runners in scoring position, including .087 with RISP and two outs...appeared in 45 games in right field, 41 in center field and 10 in left field...had 11 assists in 95 games overall in the outfield...began the year at Tampa and had a 13-game hitting streak from April 15 to 29 (16 for 54, .296)...was batting .243 with eight home runs and 33 RBI in 72 games when he was promoted to Trenton June 28...hit .192 with no walks and 25 strikeouts in 28 games with the Thunder and was sent back to Tampa Aug. 3...was placed on the disabled list Aug. 3 with a right shoulder inflammation...was reinstated Aug. 25 and went 13 for 41 (.317) over his final 12 games.

2004—Hit a combined .271 with 15 home runs and 75 RBI in 132 games with the Yankees two Single-A affiliates at Tampa and Battle Creek...had career highs in games, at bats (510), runs (75), hits (138), doubles (30), strikeouts (111) and stolen bases (23)...appeared in 128 games in right field, three in center field and one at first base...hit .171 in 37 games with Tampa before he was transferred to Battle Creek May 26...went on to hit .304 with Battle Creek, which tied for ninth best in the Midwest League...led the team with 21 stolen bases...had 15 assists in 95 games in the outfield...hit .368 over his first 32 games and .273 over his final 63 contests...had two home runs and five RBI June 8 at Peoria...had a grand slam Aug. 20 against Kane County.

2003—Spent the entire season at Single-A Battle Creek and batted .259 with 11 home runs and 52 RBI in 119 games...had a roller coaster season as he hit .189 in April, .324 in May, .145 in June, .304 in July and .267 in August...had five home runs in 93 at bats against left-handed pitchers and six home runs in 339 at bats against right-handers...appeared in 76 games in right field and 41 in left field...homered in three consecutive games, July 1-3 at Beloit.

2002—Made his professional debut with Single-A Staten Island, the New York-Penn League Champions...batted .203 with a home run and 11 RBI in 48 games...hit .167 over his first 18 games and .226 over his final 30 contests...all 42 of his defensive appearances came in right field...connected for his first professional home run Aug. 29 at Brooklyn.

RECENT NON-ROSTER INVITEES TO PLAY FOR OAKLAND

2009: Kevin Cameron, Matt Carson
2008: Brooks Conrad, Kirk Saarloos, Mike Sweeney
2007: J.J. Furmaniak, Erasmo Ramirez
2006: Doug Clark, Randy Keisler
2005: Hiram Bocachica, Jermaine Clark, Britt Reames
2004: Ramon Castro
2003: Mike Edwards, David McCarty, Adam Melhuse
2002: Jose Flores, Larry Sutton
2001: Andy Abad, Erik Hiljus, Robin Jennings, Tom Wilson
2000: Jon Ratliff, Rich Sauvieur, Jeff Tam
1999: John Jaha, Kevin Jarvis
1998: Jim Dougherty, Gil Heredia, Kevin Mitchell, Jack Voigt

1997: Patrick Lennon, Richie Lewis, Dave Magadan, Mike Oquist
1996: Rafael Bournigal, Paul Fletcher, Buddy Groom, Torey Lovullo, Matt Stairs, Dave Telgheder
1994: Geronimo Berroa, Steve Ontiveros, Ed Vosberg
1993: Dale Sveum, Curt Young
1992: Rich Gossage, Mike Kingery, Jeff Parrett
1991: Brad Komminsk
1989: Chris Bando, Billy Beane, Bill Dawley, Brian Snider

Note: List only includes players not with the A's organization the previous year

PERSONAL/MISCELLANEOUS

Matthew Reese Carson...attended Brigham Young University...was voted 1st Team All-Mountain West Conference and to the All-Mountain West Tournament Team following his junior season...was also named 1st Team All-Mountain West Conference in 2001...ranked among the nation's leaders in home runs and RBI throughout the 2001 season...was one of 19 players originally selected for a tryout with the USA National Team for the summer of 2001...after leading all BYU batters with a .395 batting average in his freshman season, was named first-team freshman All-American by *Collegiate Baseball*, third-team Freshman All-America by *Baseball America*, Mountain West Conference Freshman of the Year, second-team All-MWC, and all-tournament MWC.

LIFETIME PLAYING RECORD

Year	Club	AVG.	G	AB	R	H	2B	3B	HR	RBI	SH	SF	HP	BB	SO	SB	CS	SLG	OBP	E
2002	Staten Island	.203	48	177	19	36	8	4	1	11	0	1	4	11	48	4	1	.311	.264	1
2003	Battle Creek	.259	119	432	61	112	20	1	11	52	0	7	6	37	100	1	1	.387	.322	4
2004	Tampa	.171	37	129	16	22	7	0	3	17	1	0	1	6	33	2	1	.295	.213	0
	Battle Creek	.304	95	381	59	116	23	2	12	58	0	2	9	22	78	21	7	.470	.355	8
2005	Tampa	.252	84	321	43	81	14	3	8	39	0	4	8	31	68	10	2	.389	.330	2
	Trenton	.192	28	99	10	19	5	0	1	5	2	0	2	0	25	2	3	.273	.208	0
2006	Tampa	.243	40	136	15	33	4	1	8	21	3	3	2	21	31	5	3	.463	.346	0
	Trenton	.256	29	86	10	22	8	1	2	9	5	0	2	4	25	0	0	.442	.304	0
2007	Trenton	.248	129	471	72	117	24	3	16	76	2	6	9	33	109	9	0	.414	.306	3
2008	Trenton	.277	27	112	17	31	7	4	5	26	1	0	0	9	20	1	1	.545	.331	1
	Scranton/W-B	.289	84	305	53	88	10	6	10	38	2	3	8	21	63	10	3	.459	.347	0
2009	Sacramento	.264	118	440	68	116	29	3	25	77	4	5	6	38	94	15	4	.514	.327	0
	OAKLAND	.286	10	21	1	6	0	0	1	5	0	1	0	0	7	0	0	.429	.273	0
ML Totals		.286	10	21	1	6	0	0	1	5	0	1	0	0	7	0	0	.429	.273	0

CAREER TRANSACTIONS

2002 — Selected by the New York Yankees organization in the 5th round of the First-Year Player Draft. **2008** — Elected free agency, November 3; signed by the Oakland Athletics to a minor league contract, November 25.

CARSON'S CAREER BESTS

Hits: 2, September 19, 2009 vs. Cleveland
Home Runs: 1, September 21, 2009 vs. Texas
Runs Batted In: 2, September 21, 2009 vs. Texas
Stolen Bases: None
Hitting Streak: 4, September 19 to 27, 2009
Hitless Streak (At Bats): 8, September 30 to October 4, 2009
Grand Slams: None.
Pinch-Hit Home Runs: None.
Inside-The-Park Home Runs: None.
Game Ending Home Runs: None.
Lead Off Home Runs: None.

SAM DEMEL

70

RIGHT-HANDED PITCHER

Height/Weight: 6-0 / 215

Bats/Throws: Right / Right

Birthdate: October 23, 1985


Opening Day Age: 24

Birthplace/Resides: Channelview, Texas / Spring, Texas

Major League Service: None

Obtained: Selected in the 3rd round of the 2007 First-Year Player Draft

Contract Status: First year of a one-year contract through 2010.



CAREER HIGHLIGHTS

Was the A's third round selection in the 2007 draft and is 7-8 with 36 saves and a 3.08 ERA (52 er in 152.0 ip) in 129 career relief appearances in three professional seasons...has 172 strikeouts in 152.0 innings (10.18 per nine innings)...ranked third in the A's farm system in saves in 2009 (14) and was second in 2008 (18)...finished second in the California League in saves in 2008.

2009 HIGHLIGHTS

Compiled a 0.61 ERA and 11 saves in 27 relief appearances with Double-A Midland to earn a mid-season promotion to Triple-A Sacramento...had a 3.62 ERA in 28 outings with the River Cats and was 2-5 with 14 saves and a 2.19 ERA in a career high 55 games overall...ranked third in the A's farm system in saves...yielded just two home runs in 61.2 innings...allowed a .217 opponents batting average, including .216 (30 for 139) with both of his home runs against right-handed hitters and .220 (20 for 91) against left-handers...opponents batted .273 with the bases empty and .167 with runners on base...also yielded a .167 average with runners in scoring position...converted 11 of 12 (91.7%) save opportunities at Midland and 14 of 18 (77.8%) overall...allowed 9 of 30 (30.0%) inherited runners to score.

MIDLAND: Began the season at Midland and allowed just one earned run over his first 15 appearances for a 0.57 ERA...the one run came on a home run April 21 against Springfield but he would not allow another home run until Sept. 5 at Salt Lake while pitching for Sacramento for a 47-game, 54.1-inning homerless streak...converted each of his first six save chances before being tagged with his lone blown save with the RockHounds, May 19 at Frisco...did not allow a run over his final 11 games and 13.1 innings at Double-A, including June 15 against Frisco when he tossed a season high 2.1 scoreless innings...was named to the Texas League midseason All-Star Team but did not pitch in the game as he was promoted to Sacramento June 24.

SACRAMENTO: Held the opposition scoreless over his first four games at Sacramento for a 15-game, 19.0-inning scoreless streak overall from May 24 to July 6...capped the streak by striking out a season-high four batters in 2.0 shutout innings July 6 at Reno...allowed a season-high four runs without retiring a batter July 31 against Salt Lake but then posted a 1.38 ERA in 12 appearances in August...did not yield a run in three postseason appearances for the River Cats (2.2 ip, 3 h, 4 so)...pitched for Phoenix in the Arizona Fall League and had a save and a 5.73 ERA in 11 relief appearances.

CAREER

2008—Spent his first full professional season at Single-A Stockton and was 5-2 with a career-high 18 saves and a 3.36 ERA in 54 appearances...also had career bests in wins (5), innings pitched (67.0) and strikeouts (90)...finished second in the A's farm system and the California League in saves...also ranked second in the CL in games pitched and led CL relievers with an average of 12.09 strikeouts per nine innings...allowed a .227 opponents batting average, including .185 against right-handed hitters and .286 against left-handers...yielded four of his five home runs to righties and four were solo shots...opponents hit .145 when leading off an inning...posted a 2.52 ERA in 28 appearances before the All-Star Break and 4.31 in 26 games after the break...had a 1.56 ERA in 28 outings at home and a 5.29 ERA in 26 appearances on the road...compiled a 2.47 ERA in the ninth inning or later and 5.01 before that...converted 18 of 24 (75.0%) of his save opportunities and allowed 7 of 15 (46.7%) inherited runners to score...did not allow an earned run in 22 of 26 outings from April 18 to July 2 (1.30 ERA)...struck out a season high six batters in 2.2 innings June 21 at High Desert...had a 0.59 ERA and five saves in 10 appearances in June...then posted a 7.53 ERA in 12 outings in July before rebounding for a mark of 1.93 in August...had a loss and a save in six postseason appearances for the Ports (7.0 ip, 6 h, 3 r, 2 er, 1 bb, 6 so, 2.57 ERA)...pitched for North Shore Honu in the Hawaiian Winter League following the season and was 0-1 with three blown saves and a 11.12 ERA in five appearances.

2007—Drafted by the A's in the third round of the First-Year Player Draft and was assigned to Single-A Stockton after signing June 26...compiled a 7.07 ERA in 11 appearances before he was transferred to Single-A Kane County Aug. 4...finished the season with the Cougars where he logged a 0.96 ERA and four saves in nine appearances...combined at both stops to go 0-1 with four saves and a 4.63 ERA in 20 games...held the opposition to a .235 batting average, including .200 by right-handed hitters and .278 by left-handers...made his professional debut July 3 against Modesto (1.0 ip, 2 h, 2 r, 2 er, 1 bb)...allowed at least one run in seven of his 11 outings with Stockton, including four runs in each of his final two outings July 31 and Aug. 2 against Modesto...did not allow an earned run in his first eight outings with the Cougars and yielded a .107 batting average in nine appearances overall at Kane County...recorded his first professional save Aug. 8 against Lansing (0.2 ip, 1 so).

PERSONAL/MISCELLANEOUS

Samuel Vincent Demel was originally signed by A's scout Blake Davis...graduated from Spring (TX) High School in 2004...attended Texas Christian University...was a two-time All-Mountain West Conference selection as a reliever...set the TCU single season save record with 13 in 2007...was 18-12 with 20 saves and a 3.91 ERA in 75 career appearances for the Horned Frogs.

LIFETIME PITCHING RECORD

Year	Club	W	L	ERA	G	GS	CG	SHO	SV	IP	H	R	ER	HR	HB	BB	IBB	SO	WP	BK
2007	Stockton	0	0	7.07	11	0	0	0	0	14.0	16	16	11	2	2	15	1	13	4	0
	Kane County	0	1	0.96	9	0	0	0	4	9.1	3	2	1	0	0	4	1	10	2	0
2008	Stockton	5	2	3.36	54	0	0	0	18	67.0	61	31	25	5	3	32	1	90	10	0
2009	Midland	0	2	0.61	27	0	0	0	11	29.1	23	5	2	1	0	9	1	26	1	0
	Sacramento	2	3	3.62	28	0	0	0	3	32.1	27	14	13	1	1	21	4	33	5	0

CAREER TRANSACTIONS

2004 — Selected by the Texas Rangers organization in the 35th round of the First-Year Player Draft; did not sign. **2007** — Selected by the Oakland Athletics organization in the 3rd round of the First-Year Player Draft.

LENNY DINARDO

52

LEFT-HANDED PITCHER

Height/Weight: 6-2 / 220

Bats/Throws: Left / Left

Birthdate: September 19, 1979

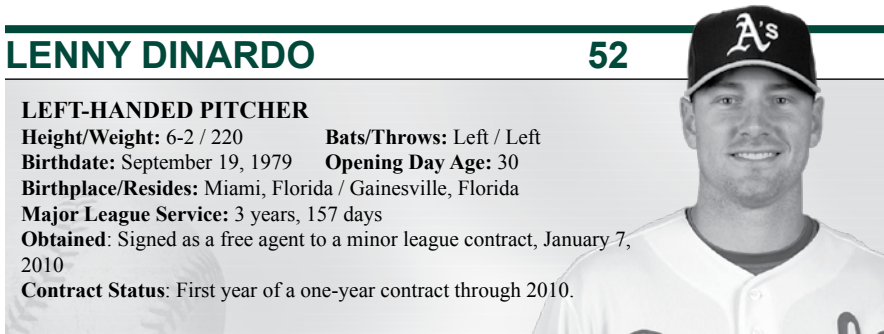
Opening Day Age: 30

Birthplace/Resides: Miami, Florida / Gainesville, Florida

Major League Service: 3 years, 157 days

Obtained: Signed as a free agent to a minor league contract, January 7, 2010

Contract Status: First year of a one-year contract through 2010.



CAREER HIGHLIGHTS

Has spent parts of each of the last six seasons in the majors with Boston (2004-06), Oakland (2007-08) and Kansas City (2009) and is 10-18 with a 5.36 ERA...that includes 9-15 with a 6.27 ERA (108 er in 155.0 ip) in 34 starts and 1-3 with a 3.97 ERA (45 er in 102.0 ip) in 60 relief appearances...pitched for Italy in the World Baseball Classic in 2009...was named to the Pacific Coast League Postseason All-Star Team in 2009 while pitching for Omaha...his lone full season in the majors came with Oakland in 2007...was originally a third round draft pick of the New York Mets in 2001 and was selected by the Red Sox in the Rule 5 draft following the 2003 season

2009 HIGHLIGHTS

Spent the entire regular season at Triple-A Omaha where he was named Omaha Pitcher of the Year after leading the team in wins (10), innings (151.2) and strikeouts (127)...went 10-5 with two saves and a 3.32 ERA in 29 games, 23 starts, to earn a September call-up to Kansas City...was 0-3 with a 10.13 ERA in five starts for the Royals...allowed a .414 opponents batting average and issued 15 walks in 21.1 innings for a .487 on-base percentage...struck out just eight...left-handers hit .450 (9 for 20) while right-handers batted at a .405 (32 for 79) clip with both of his home runs...yielded a .455 mark with runners in scoring position and opponents were 4 for 5 (.800) with a grand slam and 11 RBI with the bases loaded...allowed a .317 average the first time through the lineup and .483 after that...pitched for Italy in the World Baseball Classic and made one appearance against Venezuela March 7 (0.0 ip, 2 h, 1 r, 1 er, 1 bb).

KANSAS CITY: Was selected from Omaha Sept. 8 and made his first start Sept. 10 against Detroit...allowed two runs in 5.0 innings and faced the Tigers again Sept. 16 at Detroit...went 0-1 with a 5.23 ERA in those two starts and then allowed at least seven runs in each of his final three starts (0-2, 14.73 ERA)...yielded a career high eight runs and matched his highs with six walks and 10 hits in 5.0 innings Sept. 21 against Boston...allowed seven runs on seven hits and two walks in just 1.0 inning in his final start Oct. 2 at Minnesota...that extended his losing streak to a career-high five games dating back to April 17, 2008.

OMAHA: Was named to the Pacific Coast League's Midseason and Postseason All-Star teams after tying for third in the league in strikeouts (127) and ranking fourth in ERA (3.32)...also ranked second in fewest base runners per nine innings (10.63) and third in opponents batting average (.240)...the batting average broke down to .239 (104 for 436) against right-handed hitters and .273 (35 for 128) against lefties...opponents were 9 for 59 (.153) with runners in scoring position and two outs and 0 for 6 with the bases loaded...went 10-5 with a 3.14 ERA in his 23 starts and had no decisions and a 4.76 ERA in six

relief appearances...compiled a 1.43 ERA in 11 appearances at home and a 4.92 ERA in 18 outings on the road...was consistent from month to month as his lowest ERA was 2.67 in July and his highest was 3.77 in June...the Royals were 14-9 (.608) in his 23 starts...tossed seven or more innings in eight of his starts, allowed two runs or fewer 14 times and walked one batter or fewer 16 times...struck out a season high nine June 4 against Round Rock...did not allow a run in back-to-back starts July 24 against Round Rock (5.0 ip, 2 h, 4 bb, 6 so) and July 29 against Iowa (6.0 ip, 8 h, 1 bb, 4 so)...matched his season high with nine strikeouts at Tacoma, Aug. 20...also allowed a season high six runs in that outing but picked up the win in the Royals 13-7 victory...fell two outs short of a complete game in his next start Aug. 25 against Oklahoma City when he combined with Carlos Rosa on a four-hit shutout...did not allow a home run over his final 10 games and 55.0 innings.

CAREER

2008—Spent most of the season in the starting rotation at Triple-A Sacramento where he was 6-5 with a 6.69 ERA in 15 games, 13 starts...also had three stints with Oakland where he was 1-2 with a 7.43 ERA in 11 games, two starts...allowed a .316 opponents batting average with the A's and issued 13 walks for a .407 opponents on-base percentage...struck out just 12...his opponents batting average broke down to .303 against left-handed hitters and .323 against right-handers...allowed all three of his home runs and issued 12 of his 13 walks to right-handers for a .492 slugging percentage and .436 on-base percentage...allowed a .300 average with runners in scoring position but opponents were 0 for 10 with RISP and two outs...was 1-1 with an 8.59 ERA in his two starts and 0-1 with a 6.89 ERA in nine relief appearances...first batters faced were 3 for 8 (.375) with a walk and he allowed 1 of 4 (25.0%) inherited runners to score...has allowed a .386 (22 for 57) batting average against first batters faced in his career...was on the A's Opening Day roster and was 1-1 with a 10.57 ERA in four games, two starts, when he was optioned to Sacramento on April 26...returned to Oakland for a second time on May 20 but did not pitch until May 29 in a 12-0 loss to Toronto...was designated for assignment the next day and was sent outright to Sacramento June 3...was selected by the A's on July 18 for his third stint and went 0-1 with a 5.40 ERA in six appearances, all in relief...including Aug. 2 at Boston when he tossed 6.0 innings...that was the longest outing by an A's reliever in 2008 and it was just the fifth outing of six or more innings by an Oakland reliever in the last 18 years...was optioned to Sacramento Aug. 12 and spent the remainder of the season with the River Cats...allowed a .352 opponents batting average at Sacramento, which included a .429 mark against left-handed hitters and .323 against right-handers...walked two batters or fewer in 11 of his 13 starts, including seven starts with no walks...went 3-1 with a 5.25 ERA and did not walk a batter in 24.0 innings in four starts during his first stint with the River Cats from April 26 to May 19...then compiled a 3-2 record and a 3.19 ERA in seven games, five starts, during his second stint from June 3 to July 17...did not allow a home run in 31.0 innings and issued just four walks while striking out 27...had a 6-3 record and a 4.09 ERA in 11 minor league games, nine starts, when he returned to Sacramento for the final time on Aug. 12...went 0-2 with a 15.43 ERA over his final four starts with the River Cats...allowed 15 runs on 14 hits and two walks in 3.0 innings in a 15-0 loss to Fresno on Aug. 30...was placed on the disabled list on Sept. 9 with a left shoulder strain and did not appear in a postseason game with Sacramento.

2007—Began the season in the A's bullpen but moved into the starting rotation at the end of May and finished the season with an 8-10 record and a 4.11 ERA in 35 games, 20 starts...was 7-8 with a 4.93 ERA and .293 opponents batting average in his 20 starting assignments and 1-2 with a 1.82 ERA in his 15 relief appearances...allowed just one home run in 34.2 relief innings...is one of three pitchers in Oakland history with 20 or more starts and 15 or more relief appearances in one season (Lary Sorensen, 1984; Doug Johns, 1996)...was charged with 14 unearned runs, which was fifth most in the American League...opponents grounded into 27 double plays, which was sixth most in the AL...however, he averaged 1.85 grounded into double plays per nine innings, which was the best ratio in the AL and the best in Oakland history, based on a minimum of 100 innings pitched...it was the best by an AL pitcher since Bill Swift had a mark of 1.85 for Seattle in 1988...allowed a .278 opponents batting average, which included a .271 mark against right-handed hitters and .304 against lefties...was 5-5 with a 3.41 ERA in 20 appearances in Oakland and 3-5 with a 5.02 ERA in 15 games on the road...allowed 2 of 11 (18.2%) inherited runners to score and first batters faced were 4 for 15 (.267) in his relief appearances...made the A's Opening Day roster and posted a 1.83 ERA in 11 relief appearances before moving into the starting rotation...tossed 6.0 shutout innings in consecutive starts June 5 and 10 for a career high 12.0 inning scoreless streak...walked a career high six batters June 5 in a 2-0 win against Boston to become the ninth pitcher in Oakland history to walk six or more batters and not allow a run...singled off Matt Cain in the fifth inning June 10 at San Francisco for his first Major League hit...was 2-2 with a 1.22

ERA, a .200 opponents batting average and one home run in 37.0 innings over his first 14 games, three starts, through June 10...then went 6-8 with a 5.25 ERA, a .305 opponents batting average and 12 home runs allowed over his final 21 games, 17 starts, beginning June 16...tossed 6.1 scoreless innings of relief July 7 against Seattle, which was the longest scoreless outing by an A's reliever since Steve Chitren also tossed 6.1 scoreless innings Sept. 16, 1990 against Minnesota...put together a career high five-game winning streak over a seven-start stretch from July 18 to Aug. 19 (3.67 ERA)...capped the streak by tossing a career high 8.0 innings and allowing just one run Aug. 19 against Kansas City...then finished the season with a four-game losing streak (8.28 ERA).

2006—Was limited to just 13 appearances due to a neck strain...was part of Boston's Opening Day roster for the first time in his three-year Red Sox career and began the season in the bullpen...finished with a 1-2 record and a 7.85 ERA in 13 appearances, including six starts...did not receive a decision and posted a 6.46 ERA in his seven relief appearances compared to a 1-2 record and a 8.75 ERA in his six starts...made a pair of relief appearances before joining Boston's rotation on April 17 vs. Seattle...allowed six hits, two runs and a walk in 5.0 innings of work in the Red Sox 7-6 victory...earned his first major league victory May 7 vs. Baltimore in a 10-3 Red Sox victory...made his next start two weeks later on May 21 at Philadelphia and pitched only two innings before departing with a neck strain...was placed on the disabled list May 24 and missed 92 games until his Aug. 31 activation...was sent on a pair of rehab assignments and combined to make five starts with the Gulf Coast League Red Sox, Double-A Portland and Triple-A Pawtucket...made one start and five relief appearances for the Red Sox in September...played for the Peoria Javelinas in the Arizona Fall League, going 1-0 with a 2.70 ERA in 10 relief appearances...struck out 16 batters in 13.1 innings of work.

2005—Split the year between Boston and Triple-A Pawtucket...had five separate stints with the Red Sox and finished 0-1 with a 1.84 ERA in eight games, one start...struck out 15 batters in 14.2 innings and held opponents to a .236 average...was 6-3 with a 3.15 ERA in 23 appearances, 22 starts, at Pawtucket...opened the season with three starts for the PawSox before being recalled for the first time April 26...was optioned back to Triple-A May 8, but returned July 4-7...was again recalled for three days July 27-30 and Aug. 20-23...rejoined the Red Sox for the remainder of the season Sept. 2.

2004—Did not receive a decision and posted a 4.23 ERA in 22 relief appearances for the Red Sox after being acquired by Boston in the Rule 5 Draft...opened the year on the 15-day disabled list, missing the first 11 games of the season with a left shoulder strain that sidelined him for much of Spring Training...was activated April 19 and posted no record with a 4.23 ERA in 22 games before returning to the DL July 9, retroactive to July 5, with a blister on the middle finger of his left hand...was activated Sept. 16, but did not pitch again...made his major league debut April 23 at Yankee Stadium, retiring the side in order in the ninth inning.

2009 RELIEF PITCHER EFFECTIVENESS

	Runners Inherited	Runners Scored	First Hitters	Save Situations
Bailey	23	8	8 for 64 (4 bb)	26 for 30
Blevins	9	2	4 for 18 (2 bb)	0 for 0
Breslow	42	11	16 for 52 (6 bb, 2 sh)	0 for 2
Cameron	2	1	5 for 11	1 for 1
Casilla	19	15	11 for 40 (4 bb, 1 hbp, 1 sh)	0 for 0
Eveland	0	0	1 for 3 (1 bb)	0 for 0
Gallagher	2	1	2 for 4	0 for 0
Giese	2	1	2 for 5 (1 bb)	0 for 0
Gonzalez, E	11	2	4 for 19 (1 hbp)	0 for 0
Gonzalez, G	3	3	1 for 3	0 for 0
Gray	9	3	5 for 23 (1 bb)	0 for 0
Kilby	7	2	2 for 10	0 for 0
Marshall	7	0	2 for 8 (2 sh)	0 for 0
Meloan	1	0	0 for 6	0 for 0
Outman	0	0	0 for 2	0 for 0
Rodriguez	1	1	1 for 3	0 for 0
Springer	22	12	13 for 45 (2 bb, 1 sf)	0 for 1
Wuertz	40	8	10 for 69 (5 bb)	4 for 6
Ziegler	31	12	19 for 64 (4 bb, 1 hbp)	7 for 10

Lenny DiNardo, continued

2003—Posted a combined record of 4-11 despite a 2.52 ERA in 26 appearances for Single-A St. Lucie and Double-A Binghamton in the New York Mets organization...started the season in St. Lucie but was promoted to Binghamton where he started seven games from June 6-July 11...was selected by the Red Sox in the Major League Rule 5 Draft at the Winter Meetings in New Orleans on Dec. 15.

2002—Went 5-5 with one save and a 4.35 ERA in 24 games, 19 starts, with the Mets' Single-A Columbia affiliate...struck out 103 in 101.1 South Atlantic League innings...went 3-0 with one save and a 1.45 ERA through the end of May and 2-5 with a 6.05 ERA the rest of the way.

2001—Made his pro debut with New York's short-season Single-A Brooklyn club, going 1-2 with a 2.00 ERA in nine games, five starts...held opponents to a .200 average and no homers, while striking out 40 in 36.0 innings.

PERSONAL/MISCELLANEOUS

Leonard Edward DiNardo...graduated from Santa Fe (FL) High School in 1998 and pitched three seasons at Stetson University in Deland, Florida.

LIFETIME PITCHING RECORD

Year	Club	W	L	ERA	G	GS	CG	SHO	SV	IP	H	R	ER	HR	HB	BB	IBB	SO	WP	BK
2001	Brooklyn	1	2	2.00	9	5	0	0	0	36.0	26	10	8	0	1	17	0	40	4	0
2002	Columbia	5	5	4.35	24	19	0	0	1	101.1	106	60	49	3	13	56	1	103	11	0
2003	St. Lucie	3	8	2.01	19	13	1	0	1	85.0	64	27	19	1	3	14	0	93	5	0
	Binghamton	1	3	3.60	7	7	1	0	0	40.0	35	19	16	3	4	13	0	36	0	0
2004	Sarasota	0	0	0.00	1	1	0	0	0	3.0	2	0	0	0	0	0	0	2	0	0
	Pawtucket	0	0	0.00	1	1	0	0	0	3.0	3	0	0	0	0	0	0	4	0	0
	BOSTON	0	0	4.23	22	0	0	0	0	27.2	34	17	13	1	2	12	1	21	1	0
	GCL Red Sox	0	0	0.00	2	1	0	0	0	3.0	3	0	0	0	0	0	0	5	0	0
	Portland	1	0	9.53	3	0	0	0	0	5.2	8	6	6	1	0	1	0	4	1	0
2005	Pawtucket	6	3	3.15	23	22	0	0	0	108.2	109	51	38	7	10	35	0	93	1	3
	BOSTON	0	1	1.84	8	1	0	0	0	14.2	13	6	3	1	0	5	1	15	1	0
2006	BOSTON	1	2	7.85	13	6	0	0	0	39.0	61	35	34	6	1	20	1	17	1	0
	Pawtucket	0	0	12.00	2	2	0	0	0	3.0	5	4	4	1	0	1	0	2	0	0
	GCL Red Sox	0	0	0.00	2	2	0	0	0	4.2	2	1	0	0	0	0	0	4	0	0
	Portland	0	1	31.50	1	1	0	0	0	2.0	7	7	7	2	0	2	0	2	0	0
2007	OAKLAND	8	10	4.11	35	20	0	0	0	131.1	136	74	60	13	3	50	2	59	2	0
2008	OAKLAND	1	2	7.43	11	2	0	0	0	23.0	31	20	19	3	2	13	2	12	1	0
	Sacramento	6	5	6.69	15	13	0	0	0	71.1	107	56	53	7	5	16	1	49	2	0
2009	Omaha	10	5	3.32	29	23	0	0	2	151.2	139	61	56	5	5	38	0	127	3	1
	KANSAS CITY	0	3	10.13	5	5	0	0	0	21.1	41	28	24	2	1	15	0	8	1	0
ML Totals		10	18	5.36	94	34	0	0	0	257.0	316	180	153	26	9	115	7	132	7	0

CAREER TRANSACTIONS

1998 — Selected by the Boston Red Sox in the 10th round of the June draft; did not sign. **2001** — Selected by the New York Mets in the third round of the June draft. **2003** — Selected by the Boston Red Sox in the Major League Rule 5 Draft, December 15. **2004** — On disabled list, April 4 to 18; included rehabilitation assignments to Sarasota, April 8 to 14, and Pawtucket, April 15 to 17. On disabled list July 5 to September 15; included rehabilitation assignments to Gulf Coast Red Sox, August 17 to 21, and Portland, August 22 to September 14. **2006** — On disabled list, May 22 to August 30; included rehabilitation assignments to Pawtucket, July 14, Gulf Coast Red Sox, August 16 to 21, Portland, August 22 to 25, and Pawtucket August 26 to 30. **2007** — Claimed off waivers by Oakland Athletics, February 14. **2008** — Elected free agency, September 29; signed by the Kansas City Royals to a minor league contract, December 20. **2009** — Elected free agency, November 11. **2010** — Signed by the Oakland Athletics to a minor league contract, January 7.

WORLD BASEBALL CLASSIC RECORD

Year	Club	W	L	ERA	G	GS	CG	SHO	SV	IP	H	R	ER	HR	HB	BB	IBB	SO	WP	BK
2009	Italy	0	0	INF	1	0	0	0	0	0.0	2	1	1	0	0	1	0	0	0	0

Low Hit Complete Game: None

Innings Pitched: 8.0, August 19, 2007 vs. Kansas City. As reliever: 6.1, July 7, 2007 vs. Seattle

Strikeouts: 6, September 2, 2005 vs. Baltimore. As reliever: 5, July 7, 2007 vs. Seattle

Longest Winning Streak: 5, July 18 to August 19, 2007

Longest Losing Streak: 5, April 17, 2008 to present

Longest Scoreless Streak: 12.0, June 5 to 10, 2007

JOSH DONALDSON

71



CATCHER

Height/Weight: 6-0 / 214

Bats/Throws: Right / Right

Birthdate: December 8, 1985

Opening Day Age: 24

Birthplace/Resides: Pensacola, Florida / Daphene, Alabama

Major League Service: None

Obtained: Acquired from the Chicago Cubs with pitcher Sean Gallagher, infielder Eric Patterson and outfielder Matt Murton for pitchers Rich Harden and Chad Gaudin, July 8, 2008

Contract Status: First year of a one-year contract through 2010

CAREER HIGHLIGHTS

Was acquired from the Chicago Cubs organization in the Rich Harden trade in July of 2008 and has a .288 (185 for 643) batting average with 50 doubles, three triples, 18 home runs and 130 RBI in 171 games in the A's organization...has a .280 (294 for 1051) career average in 287 games in three professional seasons...played for league champions at Midland in 2009, Stockton in 2008 and Phoenix in the Arizona Fall League in 2008...was originally drafted by the Cubs as a compensation pick following the first round of the 2007 draft.

2009 HIGHLIGHTS

Batted .270 with nine home runs and 91 RBI in 124 games for the Texas League Champion Midland RockHounds...added 80 walks for a .379 on-base percentage...ranked second in the Texas League in doubles (37), tied for third in walks and fifth in RBI...was second in the A's farm system in walks, third in doubles, tied for third in RBI, seventh in on-base percentage, eighth in extra base hits (47), ninth in total bases (189) and 10th in hits (123)...was named to the Texas League Midseason All-Star team...hit .288 with four home runs in 132 at bats against left-handed pitching and .263 with five home runs in 323 at bats against right-handers...his average improved to .340 with runners in scoring position and five of his nine home runs came with runners on base...appeared in 102 games at catcher, 15 at third base and four at first base...led TL catchers in total chances (741), assists (80), errors (16) and passed balls (17) and tied for the lead in games caught...tossed out 38 of 96 (39.6%) attempted base stealers, which was second best in the TL...hit in every spot in the order from second through seventh but saw his most action with 93 games in the six spot.

MIDLAND: Got off to a slow start, batting .167 over his first 12 games and .227 overall for the month of April...then hit .340 with 12 doubles, four home runs, 22 RBI and 20 runs scored in 26 games in May, all his best one-month figures in 2009...had a season high four RBI May 11 against Frisco...went 4 for 6 with two doubles, a home run and a walk May 30 at Tulsa, his lone four-hit game of the season...that boosted his average to a season high .295 but he would go on to hit .217 in June...was hitless in six consecutive games from June 6 to 12 (0 for 19)...compiled a season best seven-game hitting streak from June 25 to July 3 (9 for 26, .346)...played for the South squad in the Texas League All-Star Game July 1 at Frisco and went 1 for 2 with a run scored...matched his season high with four RBI July 22 against Corpus Christi...finished July with a .288 batting average but added 26 walks in 24 games for a .462 on-base percentage...batted .250 (8 for 32) with two doubles, three home runs, six RBI, five walks and five runs scored in eight postseason games for Midland.

CAREER

2008—Began the season at Single-A Peoria in the Chicago Cubs organization but was traded to Oakland July 8 in the Rich Harden deal and finished the year at Single-A Stockton...hit .217 with six home runs and 23 RBI in 63 games at Peoria but then went on to bat .330 with nine home runs and 39 RBI in 47 games with Stockton...combined for a .267 batting average, 15 home runs and 62 RBI in 110 games

Josh Donaldson, continued

overall...batted .297 against left-handed pitching and .258 against right-handers...hit .197 with runners in scoring position at Peoria and .355 at Stockton...was 5 for 9 (.556) with a grand slam and 12 RBI with the bases loaded...appeared in 94 games at catcher and tossed out 41 of 112 (36.6%) attempted base stealers...also appeared in three games at third base and two at first base, all with Stockton...hit in every spot in the order except first and ninth...with Peoria, he batted .286 against left-handed pitching and .202 against right-handers...stole two bases April 9 against Beloit...hit .191 in April and .203 in May and his batting average was under .200 as late as June 5 (.198)...then went 18 for 68 (.265) over his final 18 games with Peoria...was traded with pitcher Sean Gallagher, infielder Eric Patterson and outfielder Matt Murton to the Oakland A's for pitchers Rich Harden and Chad Gaudin, July 8...was assigned to Single-A Stockton...hit .341 against right-handed pitching and .305 against left-handers with the Ports...reached base safely via hit or walk in each of his first 34 games at Stockton...hit .374 with 15 walks (.446 on-base percentage) over that stretch from July 10 to Aug. 17...reached safely in 43 of 47 games overall with the Ports...had a grand slam July 13 against San Jose...had a season best seven-game hitting streak from July 25 to Aug. 2...hit .452 (14 for 31) with 11 runs scored, three doubles, two home runs and 13 RBI during the streak...had back-to-back games with three hits and four RBI July 29 and 30 at Modesto...had his Stockton batting average at .409 in 24 games through Aug. 7 but then hit .253 over his final 23 games...rebounded to hit .413 (19 for 46) with four doubles, a triple, four home runs, eight RBI, nine runs scored and 10 walks (.518 on-base percentage) in 12 postseason games to lead Stockton to the California League Championship...then played for Arizona Fall League Champion Phoenix Desert Dogs and batted .288 with four home runs and 21 RBI in 29 games...appeared exclusively at first base on defense (27 games)...went 3 for 5 with a home run and four RBI in the AFL Championship Game.

2007—Made his professional debut and combined to bat .335 in 53 games for the Cubs affiliate in the Arizona Rookie League and Single-A Boise...named a Short-Season All-Star by *Baseball America* after ranking third among all Short-Season leagues in on-base percentage (.460) and ninth in slugging percentage (.590)...led the Northwest League in on-base percentage (.470)...topped NL catchers with a .990 fielding percentage and tied for the lead with five double plays...tossed out 23 of 58 (39.7%) attempted base stealers, which ranked second best in the league...began his professional career in the Arizona Rookie League and was 2 for 11 (.182) in four games before he was transferred to Boise July 2...hit .346 with nine home runs and 35 RBI in 49 games with the Hawks...finished second on the club in home runs and tied for second in walks (37)...batted .452 against left-handed pitching and .321 against right-handers...hit .358 with runners in scoring position...was named the seventh best Cubs prospect by *Baseball America* following the season.

PERSONAL/MISCELLANEOUS


Joshua Adam Donaldson was originally signed by Cubs scout Bob Rossi...was selected as a sandwich pick following the first round of the 2007 draft as compensation for the loss of free agent Juan Pierre...in his three-year career at Auburn University in Alabama, he hit 28 home runs and batted .307...in 2007, he led the Tigers with a .349 batting average and 54 RBI...in 2006, he led the team with 10 long balls...selected as the third baseman for the NCAA All-Region Tournament Team in 2005...named AISA Player of the Year and Alabama Gatorade Player of the Year during senior year at Faith Academy.

LIFETIME PLAYING RECORD

Year	Club	AVG.	G	AB	R	H	2B	3B	HR	RBI	SH	SF	HP	BB	SO	SB	CS	SLG	OBP	E
2007	AZL Cubs	.182	4	11	1	2	2	0	0	0	0	0	0	2	4	0	1	.364	.308	1
	Boise	.346	49	162	37	56	11	2	9	35	0	1	2	37	34	6	2	.605	.470	4
2008	Peoria	.217	63	235	27	51	13	0	6	23	0	0	2	17	41	7	1	.349	.276	8
	Stockton	.330	47	188	37	62	13	2	9	39	0	0	2	17	29	0	2	.564	.391	10
2009	Midland	.270	124	455	67	123	37	1	9	91	3	2	1	80	92	7	2	.415	.379	20

CAREER TRANSACTIONS

2007 — Selected by the Chicago Cubs organization as a compensation pick following the 1st round (48th selection overall) of the First-Year Player Draft. **2008** — Traded to the Oakland Athletics with pitcher Sean Gallagher, infielder Eric Patterson and outfielder Matt Murton for pitchers Rich Harden and Chad Gaudin, July 8.

**CATCHER****Height/Weight:** 5-11 / 187**Bats/Throws:** Right / Right**Birthdate:** March 20, 1982**Opening Day Age:** 28**Birthplace/Resides:** Havana, Cuba / Vera Cruz, Mexico**Major League Service:** None**Obtained:** Purchased the rights to his contract, December 8, 2008**Contract Status:** First year of a one-year contract through 2010**CAREER HIGHLIGHTS**

The Cuban native spent the 2007 and 2008 seasons with Minatitlan of the Mexican League before the A's purchased the rights to his contract following the 2008 season...hit .330 with a .414 on-base percentage in 153 games over two seasons in the Mexican League...then batted .357 with a .449 on-base percentage in 13 games at Triple-A Sacramento last year in a season shortened by injury.

2009 HIGHLIGHTS

Spent most of Spring Training in Major League camp and began the season in extended spring before joining Sacramento at the end of April...hit .357 with six RBI in 13 games with the River Cats before a shoulder injury ended his season in mid-May...added six walks for a .449 on-base percentage...reached base safely via hit or walk in 12 of his 13 contests...hit .438 (7 for 16) against left-handed pitching and .308 (8 for 26) against right-handers...his average dropped to .214 with runners in scoring position...appeared in six games at catcher and one in left field...also hit .333 in seven games at designated hitter and was 1 for 3 with a RBI as a pinch hitter...tossed out 1 of 6 (16.7%) attempted base stealers...was injured in a game against Round Rock May 17 but was not placed on the disabled list until June 1 with a strained right shoulder.

CAREER

2008—Returned to Minatitlan of the Mexican League for the second consecutive season and batted .318 with 26 doubles, five triples, three home runs and 47 RBI in 105 games...added 55 walks for a .416 on-base percentage...led the Petroleros in runs (50), doubles (26), triples (5), walks (55) and stolen bases (10), tied for the lead in RBI and hit by pitches (9) and ranked second in games and hits (117)...hit .364 with two of his three home runs against left-handed pitching and .306 against right-handers...struck out just twice in his 77 at bats against lefties...batted .279 with the bases empty and .363 with runners on base...including .340 with runners in scoring position...was 3 for 7 (.429) with two triples with the bases loaded...batted .349 with all three of his home runs at home compared to .286 on the road...hit .453 in the first inning of a game...appeared in 102 games at catcher and led the league's catchers in total chances (582) and errors (11)...tossed out 53 of 108 (49.1%) attempted base stealers, which was fourth best in the league...also appeared in three games in left field, two at first base and one in right field...saw his most action batting in the three spot where he hit .332 in 64 games...hit .324 in March and .241 in April...his average dropped to .256 May 4 before unleashing a season best 17-game hitting streak from May 6 to 24 (25 for 64, .391)...that included a perfect 4 for 4 game May 7 against Tabasco when he also tripled and drove in four runs...reached base safely via hit or walk in 24 consecutive games from May 6 to June 5 and batted .353 in May...a 0 for 4 performance June 10 against Monclova put his batting average at .298 but he followed that up with four straight multiple hit games (8 for 17, .471) and his average never dipped below .300 the remainder of the season...hit .329 in June and .351 in July.

2007—Made his professional debut with Minatitlan of the Mexican League and batted .356 with three home runs and 29 RBI in 48 games...added 15 walks for a .410 on-base percentage...his batting average was the best among Petroleros with 150 or more at bats...hit .359 against right-handed pitching and .343 against left-handers...batted .302 with the bases empty and .420 with runners on...including .426 with runners in scoring position...all three of his home runs came in 21 games on the road but he had 20 of his 29 RBI in 27 games at home...appeared in 39 games at catcher and tossed out 14 of 44 (31.8%) attempted base stealers...started slowly as he hit .308 in 23 games in June...then batted .407 in 25 games in July...had a season best 11-game hitting streak from June 6 to 17 (16 for 45, .356)...was a perfect 4 for 4 July 1 against Quintana Roo.

PERSONAL/MISCELLANEOUS

Joel Galarraga (Ruiz).

LIFETIME PLAYING RECORD

Year	Club	AVG.	G	AB	R	H	2B	3B	HR	RBI	SH	SF	HP	BB	SO	SB	CS	SLG	OBP	E
2007	Minatitlan (Mex.)	.356	48	177	24	63	9	2	3	29	2	1	2	15	20	1	4	.480	.410	4
2008	Minatitlan (Mex.)	.318	105	368	50	117	26	5	3	47	4	3	9	55	34	10	7	.440	.416	11
2009	Sacramento	.357	13	42	9	15	3	1	0	6	1	0	1	6	10	0	1	.476	.449	1

CAREER TRANSACTIONS

2007 — Signed by Minatitlan of the Mexican League. **2008** — Had the rights to his contract purchased by the Oakland Athletics organization, December 8.

GRANT GREEN

76



INFIELDER

Height/Weight: 6-3 / 180

Bats/Throws: Right / Right

Birthdate: September 27, 1987

Opening Day Age: 22

Birthplace/Resides: Fullerton, California / Anaheim, California

Major League Service: None

Obtained: Selected in the 1st round (13th selection overall) of the 2009 First-Year Player Draft

Contract Status: First year of a one-year contract through 2010.

2009 HIGHLIGHTS

Was the A's first round pick in the 2009 draft and signed at the deadline Aug. 17...was assigned to Single-A Stockton and made his debut Sept. 2 against Bakersfield with a 1 for 4 performance in a start at designated hitter...appeared in five games for the Ports, all at designated hitter, and batted .316 with a double and three RBI...was named the A's third best prospect and the Best Defensive Infielder by *Baseball America* following the season.

PERSONAL/MISCELLANEOUS

Grant Thomas Green was originally signed by A's scout JT Stotts...graduated from Canyon (Anaheim Hills, CA) High School in 2006 where he earned All-CIF Division I honors as a senior...attended the University of Southern California where he was a two-time All-Pac-10 selection...had a .359 career batting average, 20 home runs and 102 RBI in 160 games and set a school record with 20 triples...was a member of the 2005 U.S. Junior National Team.


LIFETIME PLAYING RECORD

Year	Club	AVG.	G	AB	R	H	2B	3B	HR	RBI	SH	SF	HP	BB	SO	SB	CS	SLG	OBP	E
2009	Stockton	.316	5	19	2	6	1	0	0	3	0	0	0	1	5	1	0	.368	.350	0

CAREER TRANSACTIONS

2006 — Selected by the San Diego Padres organization in the 14th round of the First-Year Player Draft; did not sign.

2009 — Selected by the Oakland Athletics organization in the 1st round (13th selection overall) of the First-Year Player Draft.



RIGHT-HANDED PITCHER

Height/Weight: 5-11 / 208

Bats/Throws: Right / Right

Birthdate: July 31, 1984

Opening Day Age: 25

Birthplace/Resides: Miami, Florida / Miami, Florida

Major League Service: 23 days

Obtained: Signed as a free agent to a minor league contract, December 3, 2009

Contract Status: First year of a one-year contract through 2010.

CAREER HIGHLIGHTS

Was originally selected by the A's in the Rule 5 draft following the 2007 season and posted an 18.00 ERA in three appearances with Oakland in 2008 before he was returned to the White Sox organization... re-signed with the A's as a minor league free agent following the 2009 season... is 25-24 with 54 saves and a 3.18 ERA (148 er in 419.0 ip) in 314 career minor league appearances over seven seasons in the Chicago White Sox farm system... has allowed just 20 home runs in 419.0 innings, an average of one per 20.95 innings... ranked third in the Southern League with 20 saves in 2009... led the SL and tied for sixth among all minor leaguers with 60 games pitched in 2007... ranked fifth in the Carolina League with 13 saves in 2006.

2009 HIGHLIGHTS

Spent most of the season at Double-A Birmingham where he ranked third in the Southern League with 20 saves while posting a 2-3 record and a 1.71 ERA in 44 relief appearances... was promoted to Triple-A Charlotte Aug. 1 and was 1-1 with a 1.59 ERA in 13 appearances... combined for a 3-4 record, a career high 20 saves and a 1.68 ERA in 57 relief appearances... ranked second in the White Sox farm system in saves... yielded just two home runs in 69.2 innings and struck out 70... allowed a .181 opponents batting average, including .179 (26 for 145) against right-handed hitters and .183 (19 for 104) against left-handers... his opponents average dropped to .101 with runners in scoring position... converted 20 of 24 (83.3%) save opportunities and allowed 2 of 18 (11.1%) inherited runners to score... tossed at least one inning in 55 of his 57 games... including a season high 2.0 nine times.

BIRMINGHAM: Allowed a .181 opponents batting average, including .104 with runners in scoring position with Birmingham... struck out a season high four batters in 2.0 shutout innings in his first game of the season, April 10 against Chattanooga... posted a 1.42 ERA in 10 outings in April and a 1.10 ERA in 13 appearances in May... had an 11-game, 14.1-inning scoreless streak from April 23 to May 21 and went 17.1 innings without allowing an earned run through May 25... his ERA was at a season low 0.72 at the conclusion of play May 25 but he posted a 2.63 ERA over his final 24 Double-A appearances... allowed his final home run May 27 against Mississippi and finished the season with a 36-game, 43.2-inning homerless streak... was named to the Southern League Midseason All-Star Team and retired the side in order in the ninth inning for the South All-Stars... converted the save in eight consecutive outings from July 5 to 25 (8.2 ip, 7 h, 2 r, 2 er, 2 bb, 9 so).

CHARLOTTE: Was transferred to Charlotte Aug. 1 and allowed a .180 batting average in 13 outings in his Triple-A debut... held the opposition to a .095 average with runners in scoring position... did not allow an earned run in his first six outings (6.0 ip) but allowed one in three of his last seven appearances (2.45 ERA)... pitched for LaGuaira in the Venezuelan Winter League following the season and was 1-1 with a 3.41 ERA in 23 relief appearances.

CAREER

2008—Made the A's Opening Day roster as a Rule 5 selection but appeared in just three games before he was returned to the Chicago White Sox organization... made his Major League debut April 9 at Toronto and picked up the win, tossing a scoreless eighth inning with the A's trailing 3-2... Oakland then scored four times in the ninth for the win... allowed two runs without retiring a batter in his next outing on April 11 at Cleveland and then allowed four runs on four hits and two walks in 2.0 innings two days later against the Indians... had a 18.00 ERA and .308 opponents batting average in three outings when he was designated for assignment April 14... was returned to the White Sox organization April 16 and spent the remainder of the season at Double-A Birmingham... went 6-5 with a 4.66 ERA in 41 relief appearances

with the Barons...allowed just two home runs in 58.0 innings...opponents hit .274, which broke down to .238 against right-handed hitters and .320 against left-handers...was charged with three blown saves and allowed 10 of 23 (43.5%) inherited runners to score...was 4-2 with a 3.06 ERA in 24 appearances at home and 2-3 with a 6.66 ERA in 17 outings on the road...allowed just one run over his first seven outings with Birmingham (8.2 ip, 1.04 ERA)...then allowed a season high five runs on four hits in 0.2 innings May 7 at Montgomery and was placed on the disabled list the next day with a strained right shoulder...was reinstated from the DL May 17...compiled a 2.81 ERA over a 26-game stretch from May 23 to Aug. 9...then allowed nine runs over his final five outings (9.53 ERA)...tossed two or more innings in 14 of his 41 outings...had a season high four strikeouts June 26 at Mississippi.

2007—Made his Double-A debut with Birmingham and spent the entire season with the Barons...was 1-3 with nine saves and a 3.06 ERA in a career high 60 appearances, all in relief...also had career highs in innings pitched (85.1) and strikeouts (84)...led the Southern League and tied for sixth among all minor leaguers in games pitched...ranked third among SL relievers in fewest base runners per nine innings (10.34) and fifth in fewest walks per nine innings (2.43)...held the opposition to a .230 batting average, which included a .226 mark against left-handed hitters and .233 against right-handers...opponents hit .186 with runners in scoring position, including .150 with RISP and two outs...converted 9 of 15 (60.0%) save opportunities and allowed 7 of 20 (35.0%) inherited runners to score...compiled his best ERA in May when he had a mark of 0.90 in 13 appearances...held the opposition to a .145 batting average and walked four while striking out 20 in 20.0 innings...had lowered his season ERA to 2.63 before allowing a season high four runs in 1.0 innings on June 8 against Mississippi...allowed his fourth home run of the season in that game, but did not allow another home run over his final 35 games and 46.2 innings...posted a 2.16 ERA in 13 outings in August...did not allow a run in 12 of his final 13 outings and finished the season with an eight-game, 7.2-inning scoreless streak...pitched for the Arizona Fall League Champion Phoenix Desert Dogs following the season and was 0-0 with two saves and a 0.00 ERA in 12 appearances...yielded just two unearned runs in 12.2 innings and opponents hit .114.

2006—Spent the entire season at Single-A Winston Salem for the second consecutive season and was 7-5 with 13 saves and a 1.93 ERA in 57 relief appearances...the wins were a career high and the saves ranked third best in the White Sox farm system...finished second in the Carolina League in appearances, fourth in games finished (34) and fifth in saves...struck out 81 batters in 65.1 innings and his average of 11.16 strikeouts per nine innings was fourth best among CL relievers...allowed a .207 opponents batting average including .180 against right-handed hitters and .243 against left-handers...opponents batted .167 with runners in scoring position...did not allow an earned run in nine outings in April (12.2 ip) or 11 appearances in August (10.2 ip)...began the season with a 10-game, 13.2-inning scoreless streak...had a 1.29 ERA over his first 29 outings through June 15...then allowed 12 runs over his next 15 outings from June 18 to July 29 (4.41 ERA)...compiled a 0.64 ERA over his final 14 outings.

2005—Spent the entire season at Single-A Winston-Salem and was 4-1 with a save and a 5.14 ERA in 45 relief appearances...allowed a .303 opponents batting average, including .286 by left-handed hitters and .315 by right-handers...compiled a 2.87 ERA in 19 appearances on the road and a 6.98 ERA in 26 outings at home...his ERA increased each month of the season as he had a 3.45 ERA in April, 3.68 in May, 4.76 in June, 6.39 in July and 9.75 in August...struck out a season high five batters in a season high 4.0 innings and picked up the win June 14 against Frederick...made one postseason appearance for the Warthogs (2.1 ip, 1 h, 1 r, 1 er, 1 bb, 1 so).

2004—Began the season in extended spring training and was sent to Single-A Kannapolis of the South Atlantic League June 5...was 3-3 with a 2.98 ERA and four saves in 28 relief appearances for the Intimidators...was transferred to Single-A Winston-Salem of the Carolina League Sept. 7 and did not allow a run in two relief appearances (2.0 ip)...compiled a 2.85 ERA in 30 relief appearances overall...struck out 60 in 47.1 innings (11.41 per nine innings)...allowed a .237 opponents batting average...also made one postseason appearance for Winston-Salem (2.1 ip, 1 h, 1 r, 1 er, 2 bb, 2 so).

2003—Made his professional debut with Great Falls of the Pioneer Rookie League and was 1-3 with seven saves and a 2.70 ERA in 24 appearances...led his team in appearances and saves...ranked fourth in the PL in games finished (23)...allowed a .261 opponents batting average...recorded his first professional save June 23 at Ogden (1.0 ip, 1 h)...his first win came Aug. 31 against Billings (1.0 ip, 1 h).

PERSONAL/MISCELLANEOUS

Fernando Hernandez, Jr...attended Broward (FL) Junior College and was a draft and follow from the 2002 draft after being selected by the White Sox in the 49th round...was scouted and signed by White Sox scouts Joe Butler and George Kachigian on May 26, 2003...graduated from Southwest HS (Miami, FL).

LIFETIME PITCHING RECORD

Year	Club	W	L	ERA	G	GS	CG	SHO	SV	IP	H	R	ER	HR	HB	BB	IBB	SO	WP	BK
2003	Great Falls	1	3	2.70	24	0	0	0	7	23.1	23	10	7	0	1	10	0	14	7	0
2004	Kannapolis	3	3	2.98	28	0	0	0	4	45.1	43	20	15	2	3	16	1	59	3	0
	Winston-Salem	0	0	0.00	2	0	0	0	0	2.0	1	0	0	0	0	1	0	1	0	0
2005	Winston-Salem	4	1	5.14	45	0	0	0	1	70.0	83	44	40	6	4	30	0	59	3	0
2006	Winston-Salem	7	5	1.93	57	0	0	0	13	65.1	50	24	14	4	4	32	0	81	4	0
2007	Birmingham	1	3	3.06	60	0	0	0	9	85.1	73	30	29	4	2	23	0	84	4	0
2008	OAKLAND	1	0	18.00	3	0	0	0	0	3.0	4	6	6	0	1	5	0	2	0	0
	Birmingham	6	5	4.66	41	0	0	0	0	58.0	60	32	30	2	4	29	1	47	1	0
2009	Birmingham	2	3	1.71	44	0	0	0	20	52.2	34	12	10	2	3	18	0	53	1	0
	Charlotte	1	1	1.59	13	0	0	0	0	17.0	11	4	3	0	0	8	1	17	0	0
ML Totals		1	0	18.00	3	0	0	0	0	3.0	4	6	6	0	1	5	0	2	0	0

CAREER TRANSACTIONS

2002 — Selected by the Chicago White Sox organization in the 49th round of the First-Year Player Draft. **2007** — Selected by the Oakland Athletics in the Rule 5 draft, December 6. **2008** — Returned to the Chicago White Sox organization (Rule 5), April 16. **2009** — Elected free agency, November 9; signed by the Oakland Athletics to a minor league contract, December 3.

HERNANDEZ' CAREER HIGHS

Low Hit Complete Game: None

Innings Pitched: 2.0, April 13, 2008 at Cleveland

Strikeouts: 1 (twice), last: April 13, 2008 at Cleveland

Longest Winning Streak: 1, April 9, 2008 to present

Longest Losing Streak: None

Longest Scoreless Streak: 1.0 (twice), last: April 13, 2008

MARCUS MCBETH

45

RIGHT-HANDED PITCHER

Height/Weight: 6-2 / 183

Bats/Throws: Right / Right

Birthdate: August 23, 1980

Opening Day Age: 29

Birthplace/Resides: Spartanburg, South Carolina / Maricopa, Arizona

Major League Service: 76 days

Obtained: Signed as a free agent to a minor league contract, December 12, 2009

Contract Status: First year of a one-year contract through 2010.



CAREER HIGHLIGHTS

Was originally drafted by the A's in the fourth round of the 2001 draft but was sent to Cincinnati April 28, 2007 as one of two players to be named later in the Chris Denorfia trade...made his Major League debut with the Reds that season, going 3-2 with a 5.95 ERA in his only 23 appearances in the big leagues...claimed off waivers by Boston Aug. 13, 2008 before signing a minor league contract with the A's following the 2009 season...has an 11-10 record, 59 saves and a 3.19 ERA (86 er in 243.0 ip) in 195 career minor league appearances...was originally drafted by the A's as a position player but was converted to a pitcher in 2005.

2009 HIGHLIGHTS

Had two stints with Boston but did not appear in a game...was selected July 31 but was optioned back to Pawtucket the next day...returned Aug. 29 but was again sent back to Triple-A the following day...compiled a 2-3 record, three saves and a 2.69 ERA in a team leading 44 games, including one start, at Pawtucket...ranked second among International League relievers in opponents batting average (.194)

Marcus McBeth, continued

and fewest base runners per nine innings (9.97) and fifth in strikeouts per nine innings (8.86)...issued a career high 30 walks...allowed a .189 opponents batting average overall, including .181 (25 for 138) against right-handed hitters and .200 (18 for 90) against left-handers...opponents hit .179 with runners in scoring position...yielded five home runs, four of which came with the bases empty...compiled a 1.70 ERA in 29 appearances before the All-Star Break and a 4.38 ERA in 15 outings after the break...had a 1.65 ERA in 21 games on the road and a 1.10 ERA in 11 appearances during the day...converted 3 of 6 (50.0%) save opportunities and allowed 14 of 33 (42.4%) inherited runners to score...tossed at least one inning in 42 of his 44 outings, including 2.0 or more 17 times.

PAWTUCKET: Made the only start of his professional career, April 18 against Lehigh Valley...had a no decision in Pawtucket's 5-2 win (2.0 ip, 1 r, 1 er, 1 bb, 2 so)...posted a 1.69 ERA in seven games in April...recorded two of his saves over a three-game stretch, April 26 at Lehigh Valley and May 3 against Gwinnett...struck out a season high five in a season high 3.0 shutout innings, June 19 at Durham...finished June with a 1.42 ERA and a .071 opponents batting average in eight appearances...tossed 1.2 scoreless innings July 12 against Syracuse to lower his season ERA to 1.70...then allowed 12 runs over his final 15 outings (24.2 ip, 4.38 ERA).

CAREER

2008—Played the majority of the season for Cincinnati's Triple-A Louisville affiliate, going 1-1 with a 6.20 ERA over 24 games out of the bullpen...gave up seven runs in 0.2 innings vs. Norwich April 16 and was placed on the disabled list the following day...was reinstated June 8 and had a 4.35 ERA before being designated for assignment Aug. 9...was 1-0 with a 2.57 ERA for Triple-A Pawtucket after being claimed by Boston off waivers, Aug. 13...was designated for assignment Sept. 8 and outrighted to Pawtucket the following day...appeared in two of Pawtucket's four playoff games, posting a 3.00 ERA (1 er in 3.0 ip)...had a 2.50 ERA over his final 16 games with Louisville beginning June 13...did not allow a run over seven outings from June 22-July 10 (7.1 ip)...enjoyed an 11-to-1 strikeout-to-walk ratio with Pawtucket...combined to hold righties to a .196 average and lefties to a .250 mark...following the season, had a 23.62 ERA (7 er in 2.2 ip) in four games with Tiburones de La Guaira of the Venezuelan Winter League.

2007—Went 3-2 with a 5.95 ERA in 23 appearances over three stints with the Reds in his big league debut...combined to go 2-1 with a 2.38 ERA with 17 saves in 18 chances over 38 appearances at Oakland's Triple-A Sacramento and Cincinnati's Triple-A Louisville...was acquired from the Athletics April 28 to complete an April 27, 2007...posted a 1.13 ERA with 4 saves in 4 chances over eight relief outings before his recall May 15...was optioned to Louisville without making an appearance for the Reds after missing three days on the bereavement list beginning May 18...was promoted twice more, the last time after Louisville's season ended...pitched a perfect 8th inning in a June 6 loss at St. Louis for his big league debut.

2006—In just his second season as a pitcher, combined to finish 3-3 with a 3.07 ERA in 59 appearances at Single-A Stockton, Double-A Midland and Triple-A Sacramento...ranked fifth among all minor leaguers with 32 saves, most by an Oakland farmhand since 1992...ranked second in the Texas League with 25 saves...began the season at Stockton, holding opponents to a .037 (1 for 27) average in 8.2 innings...following the season, pitched for Phoenix of the Arizona Fall League, going 1-0 with two saves and a 4.50 ERA (5 er in 10.0 ip)...was named AFL Pitcher of the Week Oct. 29.

MILESTONES WITHIN REACH

Eric Chavez

Needs 328 at bats for 5000
Needs 26 doubles for 300

Coco Crisp

Needs 37 runs for 500
Needs 140 hits for 1000

Jack Cust

Needs 133 hits for 500
Needs 11 home runs for 100

Rajai Davis

Needs 7 stolen bases for 100

Justin Duchscherer

Needs 73.1 innings pitched for 500

Mark Ellis

Needs 130 games for 5000
Needs 33 runs for 500
Needs 159 hits for 1000
Needs 31 doubles for 200

Kevin Kouzmanoff

Needs 58 hits for 500

Ben Sheets

Needs 14 wins for 100

Kurt Suzuki

Needs 143 hits for 500

Michael Wuertz

Needs 61 games for 400

2005—Prior to the season was converted to pitcher and combined to finish 2-2 with a 3.34 ERA and five saves in 26 relief appearances at the Rookie-level Arizona A's, Single-A Kane County and Single-A Stockton...was on the DL twice with a sprained right ankle...pitched for Phoenix in the Arizona Fall League following the season and posted a 0.90 ERA (1 er in 10.0 ip).

2004—In his last season as a position player, he helped Single-A Modesto win the California League championship, hitting .351 with seven RBI and eight runs scored in 10 playoff games...named California League Player of the Week for Aug. 9-15.

2003—Combined to hit .233 at Single-A Modesto and Single-A Kane County...went on Kane County's DL with a broken right index finger July 28 and missed the rest of the season.

2002—In his professional debut, he appeared in four games for the A's Arizona Rookie League affiliate and hit .227 with 10 homers at Single-A Visalia...stole 17 bases at the two stops...spent time on the disabled list with a strained right shoulder in May and June.

PERSONAL/MISCELLANEOUS

Marcus Andre McBeth...attended the University of South Carolina, where in 2001 he hit .280 with 17 home runs and 58 RBI...returned kicks for the Gamecocks' football team as a freshman...was originally drafted by the A's in the 4th round of the 2001 draft and was signed by A's scout Kelly Heath Aug. 16, 2001...did not play until 2002.

LIFETIME PITCHING RECORD

Year	Club	W	L	ERA	G	GS	CG	SHO	SV	IP	H	R	ER	HR	HB	BB	IBB	SO	WP	BK
2005	Kane County	1	2	5.03	16	0	0	0	1	19.2	20	11	11	2	0	13	0	21	4	0
	AZL A's	1	0	0.90	8	0	0	0	4	10.0	5	2	1	1	0	5	0	13	0	0
	Stockton	0	0	0.00	2	0	0	0	0	2.2	1	0	0	0	0	1	2	0	3	0
2006	Stockton	0	0	0.00	8	0	0	0	7	8.2	1	0	0	0	0	2	0	14	0	0
	Sacramento	0	1	11.05	6	0	0	0	0	7.1	7	9	9	3	1	6	0	7	2	0
	Midland	3	2	2.48	45	0	0	0	25	54.1	43	16	15	4	0	20	1	65	9	0
2007	Sacramento	1	0	1.80	8	0	0	0	5	10.0	7	3	2	2	1	3	0	6	0	0
	Louisville	1	1	2.56	30	0	0	0	12	31.2	33	12	9	2	2	7	0	29	3	0
	CINCINNATI	3	2	5.95	23	0	0	0	0	19.2	22	13	13	2	1	7	1	17	2	0
2008	Louisville	1	1	6.20	24	0	0	0	2	24.2	23	19	17	6	1	15	1	20	3	0
	Pawtucket	1	0	2.57	4	0	0	0	0	7.0	3	2	2	1	0	1	0	11	0	0
2009	Pawtucket	2	3	2.69	44	1	0	0	3	67.0	43	20	20	5	0	30	6	66	5	1
ML Totals		3	2	5.95	23	0	0	0	0	19.2	22	13	13	2	1	7	1	17	2	0

LIFETIME PLAYING RECORD

Year	Club	AVG.	G	AB	R	H	2B	3B	HR	RBI	SH	SF	HP	BB	SO	SB	CS	SLG	OBP	E
2002	Visalia	.227	76	255	45	58	7	3	10	39	5	5	7	29	73	14	6	.396	.318	3
	AZL A's	.333	4	9	5	3	0	0	0	0	0	0	0	3	0	3	0	.333	.500	0
2003	Modesto	.130	15	54	7	7	0	0	0	5	0	2	1	5	20	2	0	.130	.210	1
	Kane County	.256	68	234	30	60	9	3	4	26	3	1	6	28	57	8	4	.372	.349	2
2004	Modesto	.234	99	329	41	77	18	4	5	41	5	3	12	14	86	4	4	.359	.288	6

CAREER TRANSACTIONS

2001 — Selected by the Oakland Athletics organization in the 4th round of the First-Year Player Draft. **2007** — Traded to Cincinnati Reds as a player to be named later in the April 27 trade in which Oakland acquired Chris Denorfia for two PTBNL (also Ben Jukich, June 13), April 28. **2008** — Claimed off waivers by the Boston Red Sox, August 13. Elected free agency, November 3; re-signed by Boston to a minor league contract, November 26. **2009** — Elected free agency, October 15; signed by the Oakland Athletics to a minor league contract, December 12.

McBETH'S CAREER HIGHS

Low Hit Complete Game: None

Innings Pitched: 2.0 (twice), September 21, 2007 at San Francisco

Strikeouts: 2 (four times), last: September 16, 2007 at Milwaukee

Longest Winning Streak: 1 (three times), last: September 21, 2007 to present

Longest Losing Streak: 1 (twice), last: June 29, 2007

Longest Scoreless Streak: 2.2, June 10 to 13, 2007

**INFIELDER****Height/Weight:** 6-4 / 226**Bats/Throws:** Left / Right**Birthdate:** July 23, 1980**Opening Day Age:** 29**Birthplace/Resides:** Greensboro, North Carolina / Braselton, Georgia**Major League Service:** 3 years, 19 days**Obtained:** Signed as a free agent to a minor league contract, November 22, 2009**Contract Status:** First year of a one-year contract through 2010.**CAREER HIGHLIGHTS**

Has not played in two of the last three seasons due to back problems...in the one season he did play, 2008, he led all of Minor League Baseball with 42 home runs at Triple-A Albuquerque...also hit .182 in 11 games with Florida that year...made his Major League debut with Anaheim in 2004 and hit .247 with 18 home runs and 45 RBI in 117 games over parts of three seasons with the Angels (2004-06)...has a .296 (673 for 2273) career average in the minors with 150 home runs and 498 RBI in 608 games...was originally drafted by the Angels in the second round of the 2001 draft and was named *The Sporting News*' Minor League Player of the Year and earned the J.G. Taylor Spink Award as the Topps/Minor League Player of the Year in 2004.

2009 HIGHLIGHTS

Was with the Florida Marlins during Spring Training and batted .239 with a home run and seven RBI in 16 games before he was released March 31...signed by the San Francisco Giants to a minor league contract April 10 but missed the entire season with back problems.

CAREER

2008—Led all Minor League Baseball with 42 home runs at Triple-A Albuquerque...took home the Joe Bauman trophy, given annually to the MiLB home run leader, and team MVP award...also earned Topps Triple-A All-Star honors as the designated hitter...his 42 home runs marked a single-season high at the Minor League level...opened the season by homering in his first three games and finished the month of April with 10 home runs...collected a hit in 16 of the 22 games he played in April...his best offensive month came in June as he posted a .358 average with 11 homers and 21 RBI in 26 games...earned Pacific Coast League Player of the Week honors for June 23-29 by batting .474 (9 for 19) with four home runs and nine RBI...also named to the PCL All-Star team, as well as the All-PCL Team following the season...collected a season-high four hits twice; July 22 vs. Sacramento and July 27 vs. Fresno...hit three home runs in a game two times; May 19 vs. Round Rock and July 27 vs. Fresno...owned four multi-homer games on the season...homered in seven straight games from June 8 to 27 to tie a PCL and MiLB record, and had an RBI streak of 11 games, June 18-July 1 (17 RBI total)...drove in a season-high five runs Aug. 30 at Round Rock...recalled by the Marlins Sept. 2 and posted two hits in 11 at-bats over 11 games.

2007—Missed entire season while recovering from lower back surgery...underwent surgery January 22 to have a central disk herniation removed and some of the spurring shaved down...procedure was performed by Orthopedic Spine Surgeon Dr. Andrew Dossett at the Carrell Memorial Clinic in Dallas.

2006—Opened the season at Triple-A Salt Lake before he was recalled by the Angels May 9...made first career start at first base that night at Chicago (AL)...batted .319 with three home runs and seven RBI in 18 games in June before being placed on the disabled list June 24 (retroactive to June 22) with lower back spasms...recalled by the Angels Sept. 11.

2005—Missed most of Spring Training due to back spasms and opened season at Triple-A Salt Lake...recalled from Salt Lake April 18...hit safely in a career-best eight consecutive games, May 25-June 1...hit first career walk-off home run in the 10th inning, May 27 vs. Kansas City...placed on the 15-day disabled list July 8 with left hip inflammation...underwent arthroscopic surgery on an impingement in his left hip, Aug. 30 in Nashville, Tennessee with Dr. Thomas Byrd, the Tennessee Titans' team physician...ranked as the Angels second best prospect by *Baseball America*.

2004—Split the season between Double-A Arkansas and Triple-A Salt Lake...named *The Sporting News*' Minor League Player of the Year and earned the J.G. Taylor Spink Award as the Topps/Minor League Player of the Year...named Angels' Organizational Player of the Year...combined to hit .317 with 36 doubles, 14 triples, 40 home runs and 126 RBI in 135 games...joined the Angels Sept. 6...made his first Major League start Sept. 20 vs. Seattle at third base and was 3 for 3 with a double, RBI and walk...his double in the second inning marked his first ML hit...connected for first Major League home run Sept. 22 vs. Seattle (Meche)...made his post-season debut in the ALDS vs. Boston, appearing in all three games...started Games 1 and 2 at third base...collected a RBI single off Pedro Martinez in Game 2 to tie the contest at 1-1 in the second inning...named to the Texas League All-Star Team, Texas League Player of the Week (twice) and Player of the Month (twice – May & June)...participated in Major League Futures Game in Houston...ranked as the Angels third best prospect by *Baseball America*.

2003—Posted a .310 batting average with 30 doubles, seven triples, 23 home runs and 86 RBI between Single-A Rancho Cucamonga and Double-A Arkansas while earning the Angels' Organizational Co-Player of the Year award...led the Rancho Cucamonga Quakes in home runs and walks, while his .596 combined slugging percentage ranked third-highest among all minor leaguers...named by *Baseball America* as a High Class A All-Star and earned California League All-Star honors...tabbed by Topps as California League Player of the Month and earned Angels' Organizational Player of the Month for July...named California League Player of the Week, July 14-20, batting .652 (15 for 23) with three doubles, one triple, six home runs and 10 RBI... named Texas League Player of the Week, Aug. 11-18, where he batted .452 (14 for 31) with one double, five home runs and 19 RBI.

2002—Spent his second professional season with Single-A Cedar Rapids...led the Kernels in home runs and RBI...ranked first in the Midwest League in walks (78) and fifth in strikeouts (128)... earned a position on the Midwest League All-Star team...named Midwest Player of the Week, Aug. 5-11.

2001—Earned Pioneer Player of the Week honors, July 16-22... named Organizational Player of the Month for July.

PERSONAL/MISCELLANEOUS

Dallas Lyle McPherson...graduated from Randleman HS (NC) in 1998...attended The Citadel (SC)... originally signed by Angels' scout Marc Russo...he and his wife Jennifer live in Braselton, Ga. with their daughter, Georgia (7/7/07).

LIFETIME PLAYING RECORD

Year	Club	AVG.	G	AB	R	H	2B	3B	HR	RBI	SH	SF	HP	BB	SO	SB	CS	SLG	OBP	E
2001	Provo	.395	31	124	30	49	11	0	5	29	0	0	0	12	22	1	0	.605	.449	11
2002	Cedar Rapids	.277	132	499	71	138	24	3	15	88	0	2	7	78	128	30	6	.427	.381	31
2003	Rancho Cucamonga	.308	77	292	65	90	21	6	18	59	0	0	6	41	79	12	6	.606	.404	14
	Arkansas	.314	28	102	22	32	9	1	5	27	0	0	1	19	25	4	0	.569	.426	2
2004	Arkansas	.321	68	262	53	84	17	6	20	69	0	2	4	34	74	6	5	.660	.404	12
	Salt Lake	.313	67	259	54	81	19	8	20	57	0	1	1	23	95	6	3	.680	.370	17
	ANAHEIM	.225	16	40	5	9	1	0	3	6	0	0	0	3	17	1	0	.475	.279	0
2005	Salt Lake	.278	14	54	8	15	1	2	6	19	0	2	0	7	20	1	2	.704	.349	2
	LOS ANGELES (AL)	.244	61	205	29	50	14	2	8	26	0	0	1	14	64	3	3	.449	.295	7
	AZL Angels	.222	3	9	1	2	1	1	0	2	0	0	0	0	5	0	0	.556	.222	0
	Rancho Cucamonga	.438	5	16	3	7	2	0	2	5	0	0	1	3	4	1	1	.938	.550	1
2006	Salt Lake	.250	56	208	35	52	11	5	17	45	0	4	4	15	88	3	1	.596	.307	7
	LOS ANGELES (AL)	.261	40	115	16	30	4	0	7	13	0	0	0	6	40	1	0	.478	.298	3
2007	LOS ANGELES (AL)								(Injured — Did not play)											
2008	Albuquerque	.275	127	448	94	123	22	3	42	98	0	4	2	76	168	14	6	.618	.379	18
	FLORIDA	.182	11	11	3	2	2	0	0	0	0	0	0	4	5	0	0	.364	.400	0
2009	Fresno								(Injured — Did not play)											
AL Totals		.247	117	360	50	89	19	2	18	45	0	0	1	23	121	5	3	.461	.294	10
NL Totals		.182	11	11	3	2	2	0	0	0	0	0	0	4	5	0	0	.364	.400	0
ML Totals		.245	128	371	53	91	21	2	18	45	0	0	1	27	126	5	3	.458	.298	10

CAREER TRANSACTIONS

1998 — Selected by the Atlanta Braves organization in the 44th round of the June Draft; did not sign. **2001** — Selected by the Anaheim Angels organization in the 2nd round of the First-Year Player Draft. **2005** — On disabled list, July 8 to October 30; included rehabilitation assignments to Arizona Angels, July 31 to August 2, Rancho Cucamonga, August 3 to 7, and Salt Lake, August 8 to 14. **2006** — On disabled list, June 22 to August 31; included rehabilitation assignments

Dallas McPherson, continued

to Salt Lake, July 13 to 23, August 3 to 16 and August 24 to 30. **2007** — On disabled list, March 23 to November 12. Elected free agency (contract non-tender), December 13. **2008** — Signed by the Florida Marlins, January 31. **2009** — Released, March 31; signed by the San Francisco Giants to a minor league contract, April 10. Elected free agency, November 9; signed by the Oakland Athletics to a minor league contract, November 22.

DIVISION SERIES RECORD

Year	Club	AVG.	G	AB	R	H	2B	3B	HR	RBI	SH	SF	HP	BB	SO	SB	CS	SLG	OBP	E
2004	ANA vs. BOS	.111	3	9	0	1	0	0	0	1	0	0	0	0	4	0	0	.111	.111	0

McPHERSON'S CAREER BESTS

Hits: 3 (three times), last: June 12, 2006 vs. Kansas City
Home Runs: 1 (18 times), last: October 1, 2006 vs. Oakland
Runs Batted In: 3 (four times), last: June 24, 2005 vs. Los Angeles (NL)
Stolen Bases: 1 (five times), last: June 2, 2006 at Cleveland
Hitting Streak: 8, May 25 to June 1, 2005
Hitless Streak (At Bats): 16, September 29, 2004 to April 21, 2005
Grand Slams: None.
Pinch-Hit Home Runs: 2, June 4, 2006 at Cleveland (Mota); June 29, 2005 at Texas (Cordero)
Inside-The-Park Home Runs: 1, June 17, 2006 vs. San Diego (Peavy)
Game Ending Home Runs: 1, May 27, 2005 vs. Kansas City (MacDougal).
Lead Off Home Runs: None.

ANTHONY RECKER

19

CATCHER

Height/Weight: 6-1 / 246

Bats/Throws: Right / Right

Birthdate: August 29, 1983


Opening Day Age: 26

Birthplace/Resides: Allentown, Pennsylvania / Catasauqua, Pennsylvania

Major League Service: None

Obtained: Selected in the 18th round of the 2005 First-Year Player Draft

Contract Status: First year of a one-year contract through 2010.



CAREER HIGHLIGHTS

Was the A's 18th round pick in the 2005 draft and has compiled a .270 (465 for 1724) batting average with 62 home runs and 260 RBI in five minor league seasons...has reached double figures in home runs each of his last four seasons...was named to Midseason All-Star teams in the Midwest League in 2006, the California League in 2007 and the Texas League in 2008...has tossed out 182 of 548 (33.2%) attempted base stealers in his career.

2009 HIGHLIGHTS

Spent most of the season at Triple-A Sacramento where he batted .261 with 12 home runs and 45 RBI in 78 games...also hit .298 with three home runs and nine RBI during a 16-game stint with Double-A Midland from April 29 to May 18...combined for a .267 batting average, 15 home runs and 54 RBI in 94 games overall...the home runs tied for sixth best in the A's farm system and he also ranked ninth in slugging (.462)...hit .287 with seven home runs in 101 at bats against left-handed pitching and .259 with eight home runs in 228 at bats against right-handers...batted .304 when leading off an inning...hit .244 with 11 home runs and 42 RBI in 65 games before the All-Star Break and .326 with four home runs and 12 RBI in 29 games after the break...appeared in 77 games at catcher and tossed out 24 of 72 (33.3%) attempted base stealers...also hit .328 (21 for 64) with four home runs and 13 RBI in 17 games at designated hitter and struck out in his only at bat as a pinch hitter...hit in every spot in the order from fourth through ninth and saw his most action with 53 games hitting eighth.

MINORS: Began the season at Sacramento and hit .156 with two home runs and five RBI in 14 games before he was transferred to Midland April 29...hit safely in eight of his first nine games with the Rock-Hounds (12 for 35, .343)...then went 5 for 22 (.227) over his final seven games...including May 14 at San Antonio when he went 3 for 3 with two home runs and a walk...the three hits matched his season

high and it was one of two two-homer games...was transferred back to Sacramento May 19 following an injury to Joel Galarraga and finished the season with the River Cats...went 13 for 45 (.289) over his first 12 games following his return to Triple-A but then hit .214 in the month of June...had two home runs, including a grand slam, and drove in a season high six runs, July 5 against Reno...his average was at .217 entering play Aug. 7 but he hit safely in 16 of his final 19 games (26 for 65, .400) to finish the year at .261...homered four times over a 10-game span from Aug. 17 to 30...compiled a season best seven-game hitting streak from Aug. 26 to Sept. 6 (10 for 24, .417)...his best month of the season was August when he hit .375 with four home runs and 10 RBI in 16 games...then went 0 for 16 with three walks and two RBI in five postseason games for the River Cats.

CAREER

2008—Spent the entire season at Double-A Midland and hit .274 with 11 home runs and 64 RBI in 117 games...had career highs in games, at bats (430), runs (57), hits (118), triples (4) and strikeouts (140) and matched his best in doubles (29)...the doubles tied for sixth most in the A's farm system and he also ranked 10th in extra base hits (44)...finished second on the RockHounds in doubles (29)...led the Texas League and all Double-A batters in strikeouts...was named to the TL Midseason All-Star team...led TL catchers in games (115), total chances (952), putouts (861) and passed balls (20) and tied for the lead in errors (13)...tossed out 54 of 166 (32.5%) attempted base stealers, which was third best in the league...hit .340 against left-handed pitching and .255 against right-handers...had a .336 average with runners in scoring position and was 10 for 23 (.435) with 22 RBI with the bases loaded...including a grand slam, May 4 against Frisco...his best month of the season was May when he batted .330 with 10 doubles, four home runs and 26 RBI in 23 games...played for Escogido in the Dominican Winter League following the season and hit .194 with a home run and eight RBI in 14 games.

2007—Began the season at Single-A Stockton and hit .319 with 13 home runs and 47 RBI in 56 games before earning a June 20 promotion to Double-A Midland...went on to bat .204 with four home runs and 20 RBI in 50 games with the RockHounds...combined for a .262 batting average, 17 home runs and 67 RBI in 114 games total...had career highs in doubles (29), home runs, RBI, walks (44) and slugging (.468)...ranked fifth in the A's farm system in home runs...batted .260 against lefties and .263 against righties...connected for 10 of his 17 home runs in the seventh inning or later...committed five errors in 53 games at catcher with Stockton (.989 fielding percentage) and tossed out 23 of 69 (33.3%) attempted base stealers...then made 11 errors in 56 games at Midland (.976 fielding percentage) and tossed out just 14 of 77 (18.2%) attempted base stealers...his 11 errors at Midland were the most among all Texas League catchers...his average increased each month at Stockton as he hit .288 in April, .321 in May and .344 in June...had his lone four-hit game May 12 at High Desert when he was 4 for 5 with a double, a triple and three RBI...homered in four straight games from June 6 to 9, including his first of two two-homer games June 6 at Bakersfield...also had a two-homer game for Midland Aug. 28 at San Antonio...hit safely in each of his final 12 games at Stockton and his first game at Midland for a season best 13-game hitting streak from June 6 to 20 (.375, seven doubles, five home runs and 10 RBI)...was named to the California League midseason All-Star team and went 1 for 4 with a double and a walk in the game against the Carolina League All-Stars June 19 at Stockton...was promoted to Midland the next day...had an 11-game hitting streak from July 24 to Aug. 9 (14 for 40, .350).

2006—Spent the entire season at Single-A Kane County and batted .287 with 14 home runs and 57 RBI in 109 games...the batting average was ninth best in the A's farm system...hit .363 against left-handed pitching and .262 against right-handers...batted .273 or better in each month of the season, including a season best .316 in May...tied for the lead among Midwest League catchers in games (95) and errors (12)...tossed out 51 of 122 (41.8%) attempted base stealers...hit in every spot in the order except first and second and saw his most action in the five (33 games) and four (30 games) spots in the order...was named to ML midseason All-Star Team...had a season high four hits April 18 against South Bend...homered twice and added a double June 13 at Burlington...batted .256 with two doubles, a triple, three home runs, 11 RBI and eight runs scored in nine postseason games for Kane County.

2005—Made his professional debut at Single-A Vancouver and hit .233 with five home runs and 18 RBI in 43 games...hit .273 against left-handed pitching and .217 with four of his five home runs against right-handers...his average increased slightly to .263 with runners in scoring position...led Northwest League catchers with a .995 fielding percentage as he committed just two errors in 39 games...also topped league backstops in total chances (369) and putouts (343)...tossed out 16 of 42 (38.1%) attempted base stealers...his best single month batting average came in August when he hit .232...was 2 for 15 (.133) with four walks in five postseason games for the Canadians.

PERSONAL/MISCELLANEOUS

Anthony Vito Recker was originally signed by A's scout Jeff Bittiger... graduated from Catasauqua (PA) High School in 2001... attended Alvernia College... finished his career second on the Alvernia list in home runs (44) and RBI (210).

LIFETIME PLAYING RECORD


Year	Club	AVG.	G	AB	R	H	2B	3B	HR	RBI	SH	SF	HP	BB	SO	SB	CS	SLG	OBP	E
2005	Vancouver	.233	43	150	16	35	8	0	5	18	1	0	2	16	40	0	0	.387	.315	2
2006	Kane County	.287	109	407	52	117	24	3	14	57	0	1	3	42	115	5	5	.464	.358	12
2007	Stockton	.319	56	207	39	66	17	2	13	47	0	5	5	27	48	2	0	.609	.402	5
	Midland	.204	58	201	16	41	12	0	4	20	0	0	1	17	63	0	1	.323	.269	11
2008	Midland	.274	117	430	57	118	29	4	11	64	2	2	5	43	140	1	2	.437	.346	13
2009	Sacramento	.261	78	272	30	71	11	2	12	45	3	1	2	28	80	2	0	.449	.333	7
	Midland	.298	16	57	11	17	4	0	3	9	0	0	0	8	22	0	0	.526	.385	3

CAREER TRANSACTIONS

2005 — Selected by the Oakland Athletics organization in the 18th round of the First-Year Player Draft.

TYSON ROSS

66



RIGHT-HANDED PITCHER

Height/Weight: 6-6 / 225

Bats/Throws: Right / Right

Birthdate: April 22, 1987

Opening Day Age: 22

Birthplace/Resides: Berkeley, California / Oakland, California

Major League Service: None

Obtained: Selected in the 2nd round of the 2008 First-Year Player Draft

Contract Status: First year of a one-year contract through 2010.

CAREER HIGHLIGHTS

Was the A's second round selection in the 2008 draft and has compiled a 10-11 record and a 4.16 ERA (72 er in 155.2 ip) in 33 games, 31 starts, in his two professional seasons... was named as the A's number six prospect by *Baseball America* following the 2009 season and was also tabbed as having the Best Slider.

2009 HIGHLIGHTS

Began his first full professional season at Single-A Stockton but earned a late season promotion to Double-A Midland and combined for a 10-10 record and a 4.09 ERA in 27 games, all starts... tied for fifth in the A's farm system in wins (10) and ranked seventh in ERA (4.09), strikeouts (113) and innings (136.1)... allowed a .233 opponents batting average, including .224 (66 for 295) against right-handed hitters and .245 (52 for 212) against left-handers... yielded seven of his 13 home runs against lefties... had a 1.38 strikeout to walk ratio (36 so, 26 bb) against lefties and 2.85 against righties (77 so, 27 bb)... opponents hit .216 with runners in scoring position and were 10 for 59 (.169) with RISP and two outs... compiled a 2.73 ERA over the first three innings of a game and a 5.97 ERA from the fourth inning on... his teams were 13-14 (.481) in his starting assignments... tossed six or more innings in just eight of his 27 starts, allowed two runs or fewer 14 times and walked two batters or fewer 18 times... was named as the A's number six prospect by *Baseball America* following the season and was also tabbed as having the Best Slider.

STOCKTON: Went 5-6 with a 4.17 ERA in 18 starts with the Ports... was 0-2 with a 4.40 ERA over his first three starts before being placed on the disabled list April 27 with a strained right shoulder... was reinstated May 5 and had no decisions and a 3.38 ERA in five starts in May... tossed fewer than five innings in each of those starts... lost each of his first two starts in June to extend his season-opening losing streak to four games... picked up his first professional win June 12 at Visalia (5.2 ip, 3 h, 3 r, 3 er, 3 bb, 7 so)... compiled a season best four-game winning streak from June 30 to July 16 (2.19 ERA)... struck out a season high eight in 5.2 innings and combined on a three-hit shutout in a 5-0 win over Bakersfield,

July 10...matched his strikeout best two starts later in his final Single-A start at Lancaster, July 21...was promoted to Midland the next day.

MIDLAND: Posted a 5-4 record and a 3.96 ERA in nine starts with the RockHounds...tossed his first career complete game in his second Double-A start, a seven-inning seven-hitter in the first game of a doubleheader against Corpus Christi Aug. 1...however, was the losing pitcher in the RockHounds 4-0 loss...went 2-3 with a 6.33 ERA over his first five starts...then did not allow a run in three of his final four regular season starts, going 3-1 with a 1.17 ERA (23.0 ip, 11 h, 3 r, 3 er, 8 bb, 16 so)...matched his season high with 7.0 innings Aug. 23 against Tulsa...made two postseason starts for the RockHounds and had a win and a 1.46 ERA...struck out 19 and walked just three in 12.1 innings.

CAREER

2008—Was selected by the A's in the second round of the draft and was assigned to Single-A Kane County...went 0-1 with a 4.66 ERA in six games, four starts, for the Cougars...held the opposition to a .219 batting average, including .208 against right-handed hitters and .240 against lefties...allowed his only home run to a left-handed hitter and issued just one of his five walks against righties...opponents hit .186 with the bases empty and .267 with runners on...however, they were 0 for 7 with runners in scoring position and two outs...pitched 2.0 scoreless and hitless innings of relief and struck out two in his professional debut June 24 at Quad Cities...then had a no decision in his first starting assignment June 28 at Peoria (3.0 ip, 2 h, 1 r, 1 er, 3 so)...had a 1.80 ERA in two outings before he was placed on the disabled list June 29 with a strained right shoulder...was reinstated from the DL Aug. 13 and was 0-1 with a 5.65 ERA in four games, three starts, following his return...struck out a season high seven in 3.2 innings Aug. 24 at Clinton, but was the losing pitcher in the Cougars 3-1 loss.

PERSONAL/MISCELLANEOUS

Tyson William Ross was originally signed by A's scout Jermaine Clark...graduated from Bishop O'Dowd (Oakland, CA) High School in 2005...was named North Coast Section Player of the Year as a senior after going 12-1 with a 0.71 ERA and 130 strikeouts...was a member of the USA Junior National Team in 2004 and 2005...attended the University of California and was All-Pac-10 in 2007 and 2008...left Cal ranked third on the Bears' career strikeout list (271).

LIFETIME PITCHING RECORD

Year	Club	W	L	ERA	G	GS	CG	SHO	SV	IP	H	R	ER	HR	HB	BB	IBB	SO	WP	BK
2008	Kane County	0	1	4.66	6	4	0	0	0	19.1	16	11	10	1	2	5	0	16	1	0
2009	Stockton	5	6	4.17	18	18	0	0	0	86.1	78	49	40	10	8	33	1	82	5	0
	Midland	5	4	3.96	9	9	1	0	0	50.0	40	22	22	3	1	20	0	31	4	0

CAREER TRANSACTIONS

2008 — Selected by the Oakland Athletics organization in the 2nd round of the First-Year Player Draft.

ERIC SOGARD

16

INFIELDER

Height/Weight: 5-10 / 183

Bats/Throws: Left / Right

Birthdate: May 22, 1986

Opening Day Age: 23

Birthplace/Resides: Phoenix, Arizona / Phoenix, Arizona

Major League Service: None

Obtained: Acquired from the San Diego Padres with Kevin Kouzmanoff for Scott Hairston and Aaron Cunningham, January 16, 2010

Contract Status: First year of a one-year contract through 2010.



CAREER HIGHLIGHTS

Was acquired by the A's in the Kevin Kouzmanoff trade in January after batting .292 (352 for 1204) with 78 doubles and 203 runs scored in 304 games in three seasons as a professional...also has 162 walks for a .375 on-base percentage...was named to the California League Postseason All-Star team in 2008 after leading the league and tying for sixth in the minors with 42 doubles.

2009 HIGHLIGHTS

Made his Double-A debut at San Antonio and batted .293 with six home runs and 51 RBI in 117 games... ranked ninth in the Texas League in batting... led the Missions in runs (79) and sacrifice flies (7) and ranked second in doubles (25) and total bases (183)... had 58 walks and 47 strikeouts and his average of 11.28 plate appearances per strikeout was fourth best in the TL... batted .325 (106 for 326) against right-handed pitchers and .214 (28 for 131) against left-handers... hit .299 or better in four of the first five months of the season, with the exception being a .212 mark in 14 games in May... batted .340 when leading off an inning and .320 at home... was 13 for 61 (.213) with runners in scoring position and two outs... appeared exclusively at second base on defense and led Texas League second basemen in games (107), total chances (516), putouts (223) and errors (15)... had a .971 fielding percentage... also hit .267 in eight games at designated hitter and was 1 for 3 with a double and a RBI as a pinch hitter... hit second 77 times but also batted leadoff 18 times and third 18 times.

SAN ANTONIO: Batted .311 with one home run and six RBI over his first 21 games before he was placed on the disabled list May 2 with a strained right groin... was reinstated from the DL May 15 and went 2 for 20 (.100) over his first six games following his return... compiled an 11-game hitting streak from May 29 to June 10 (17 for 42, .405), his first of three hitting streaks of 10 or more games... had his first of two four-RBI games against Corpus Christi, June 17... was named to the Texas League Mid-season All-Star team and went 0 for 2 for the South All-Stars in the July 1 game at Frisco... went nine consecutive games without a strikeout from July 9 to 19... matched his season high with an 11-game hitting streak from July 18 to 28 (18 for 49, .367)... hit three of his six home run over a five-game stretch from Aug. 20 to 24... had a two-homer game Aug. 20 at Springfield and belted a grand slam Aug. 24 at Arkansas... had his only four-hit game of the season in the contest against Springfield and matched his season high with four RBI against Arkansas... hit safely in 10 consecutive games from Aug. 26 to Sept. 4 (15 for 39, .385)... then went 5 for 16 (.313) with a triple and two RBI in four postseason games for the Missions.

CAREER

2008—Was named to the California League Postseason All-Star team after batting .308 with 10 home runs and 87 RBI in 133 games for Lake Elsinore... led the CL in doubles (42), ranked second in at bats (536), hits (165), walks (79) and strikeouts per plate appearance (10.03), third in games, runs (97) and total bases (243), fourth in RBI and on-base percentage (.394) and ninth in batting... tied for sixth in all of minor league baseball in doubles, tied for 11th in runs and tied for 14th in hits... led the Storm in doubles, RBI and walks... batted .316 against left-handed pitching and .306 with nine of his 10 home runs against right-handers... hit eight of his 10 home runs on the road and nine came after the All-Star Break... had a .340 average when leading off an inning and .348 with runners in scoring position and two outs... led Cal League second baseman with a .973 fielding percentage, 110 games, 563 total chances, 200 putouts, 348 assists and 58 double plays... also appeared in one game at third base... saw most of his action with 96 games in the three spot in the order... got off to a fast start, batting .388 with 15 doubles, 20 RBI, 23 walks and 24 runs scored in 27 games in April... added a .333 batting average in June and hit .344 with 15 doubles, four home runs and 26 RBI in 29 games in August... reached base safely via hit or walk in 30 consecutive games from April 6 to May 8... hit safely in a season high 16 consecutive games, Aug. 11 to 27... batted .414 (29 for 70) with 12 doubles and 19 RBI during the streak... that included a three-double game, Aug. 14 at Inland Empire, and his second four-hit game of the season, Aug. 16 at Inland Empire... then hit .467 (14 for 30) with 10 runs, three doubles, a triple, six RBI and four walks in seven postseason games for the Storm.

2007—Played for three different teams in his first season and batted a combined .251 with four home runs and 33 RBI in 54 games... was assigned to Single-A Eugene of the Northwest League after signing and hit .256 with two home runs and 18 RBI in 31 games... was transferred to Triple-A Portland July 7 and went 0 for 3 in one game before returning to the Emeralds July 9... moved up to Single-A Fort Wayne of the Midwest League Aug. 11 and hit .253 with two home runs and 15 RBI in 22 games with the Wizards... appeared in 42 games at second base and four at shortstop... hit his first professional home run July 25 against Tri-City and then belted a grand slam the next day against the Dust Devils.

PERSONAL/MISCELLANEOUS

Eric Sidney Sogard was originally signed by San Diego scout Dave Lottsfeldt... was drafted by the Padres with Houston's second round pick as compensation for the loss of free agent Woody Williams... graduated from Thunderbird (Phoenix, AZ) High School... attended Arizona State University.

LIFETIME PLAYING RECORD

Year	Club	AVG.	G	AB	R	H	2B	3B	HR	RBI	SH	SF	HP	BB	SO	SB	CS	SLG	OBP	E
2007	Eugene	.256	31	125	20	32	9	0	2	18	1	0	0	19	16	4	2	.376	.354	7
	Fort Wayne	.253	22	83	7	21	2	0	2	15	1	1	1	6	13	2	2	.349	.308	1
	Portland	.000	1	3	0	0	0	0	0	0	0	0	1	0	3	0	0	.000	.250	0
2008	Lake Elsinore	.308	133	536	97	165	42	3	10	87	0	6	1	79	62	16	7	.453	.394	15
2009	San Antonio	.293	117	457	79	134	25	3	6	51	6	7	2	58	47	10	6	.400	.370	15

CAREER TRANSACTIONS

2007 — Selected by the San Diego Padres organization in the 2nd round of the First-Year Player Draft. **2010** — Traded to the Oakland Athletics with infielder Kevin Kouzmanoff for outfielders Scott Hairston and Aaron Cunningham, January 16.

MAX STASSI

68

CATCHER

Height/Weight: 5-10 / 187

Bats/Throws: Right / Right

Birthdate: March 15, 1991


Opening Day Age: 19

Birthplace/Resides: Woodland, California / Yuba City, California

Major League Service: None

Obtained: Selected in the 4th round of the 2009 First-Year Player Draft

Contract Status: First year of a one-year contract through 2010.



2009 HIGHLIGHTS

Was the A's fourth round pick in the 2009 draft and signed at the deadline, Aug. 17...went 0 for 1 with a walk in one game with the A's affiliate in the Arizona Rookie League on Aug. 22 before he was transferred to Single-A Vancouver the next day...hit .286 with eight RBI in 13 games with the Canadians...including .438 with runners in scoring position...appeared in eight games at catcher and tossed out 1 of 6 (16.7%) attempted base stealers...singled Aug. 24 at Salem-Keiser for his first professional hit...hit safely in each of his final eight games (10 for 32, .313)...named as the A's fourth best prospect and best defensive catcher by *Baseball America* following the season.

PERSONAL/MISCELLANEOUS

Max Robert Stassi was originally signed by A's scout Jermaine Clark...graduated from Yuba City (CA) High School in 2009...hit .538 with 11 home runs and 38 RBI as a senior in 2009 and was named the Tri-County Conference Co-Player of the Year...finished his high school career with a .513 batting average.

LIFETIME PLAYING RECORD

Year	Club	AVG.	G	AB	R	H	2B	3B	HR	RBI	SH	SF	HP	BB	SO	SB	CS	SLG	OBP	E
2009	AZL A's	.000	1	1	0	0	0	0	0	0	0	0	0	1	1	0	0	.000	.500	0
	Vancouver	.286	13	49	3	14	4	0	0	8	0	0	2	2	11	0	0	.367	.340	0

CAREER TRANSACTIONS

2009 — Selected by the Oakland Athletics organization in the 4th round of the First-Year Player Draft.

LONGEST WINNING STREAKS BY OAKLAND A'S PITCHERS

13	Jim Hunter	June 2 to September 5, 1973	9	Barry Zito	May 5 to June 22, 2002
11	Mark Mulder	May 9 to July 18, 2004	9	Barry Zito	August 20 to October 7, 2001
10	Dan Haren	April 18 to July 1, 2007	9	Tim Hudson	April 25 to July 2, 2000
10	Barry Zito	August 13, 2002 to April 8, 2003	9	T.J. Mathews	June 27, 1998 to May 15, 1999
10	Bob Welch	May 11 to June 30, 1990	9	Mike Moore	September 5, 1991 to April 28, 1992
10	Storm Davis	July 8 to September 5, 1988	9	Dave Stewart	September 19, 1988 to May 5, 1989
10	Vida Blue	April 9 to May 23, 1971	9	Rick Langford	July 5 to August 15, 1980
9	Dan Haren	May 31 to August 7, 2005	9	Paul Lindblad	April 11 to September 6, 1975
9	Tim Hudson	August 3, 2002 to April 1, 2003	9	Chuck Dobson	May 12 to July 20, 1971

OUTFIELDER**Height/Weight:** 6-6 / 260**Bats/Throws:** Right / Right**Birthdate:** December 19, 1985**Opening Day Age:** 24**Birthplace/Resides:** Cheverly, Maryland / Apopka, Florida**Major League Service:** None**Obtained:** Acquired from the Toronto Blue Jays for Brett Wallace, December 16, 2009**Contract Status:** First year of a one-year contract through 2010.**CAREER HIGHLIGHTS**

Was acquired by the A's Dec. 16, 2009 from Toronto after the Blue Jays acquired him in a three-team trade in which they sent Roy Halladay to Philadelphia and the Phillies sent Cliff Lee to Seattle...has a .312 (360 for 1153) batting average, 81 doubles, nine triples, 45 RBI and 205 RBI in 314 games over three seasons in the minors...also has 44 stolen bases...was named Eastern League Rookie of the Year in 2009...led the Phillies farm system in batting in 2008 (.346) and 2009 (.320)...had a pair of five-hit games in 2009, including Aug. 12 when he hit for the cycle.

2009 HIGHLIGHTS

Spent most of the season at Double-A Reading where he was named Eastern League Rookie of the Year after batting .333 with 15 home runs and 65 RBI in 86 games...was promoted to Triple-A Lehigh Valley July 16 and hit .282 with five home runs and 19 RBI in 30 games for the IronPigs...combined for a .320 average, 20 home runs and 84 RBI in 116 games overall...led the Phillies farm system in batting for the second consecutive season and also ranked second in home runs and third in RBI...had career highs in triples (5), home runs and stolen bases...was successful in 21 of 26 (80.8%) stolen base attempts...was also named to the EL Postseason All-Star team and tied for the league lead with seven intentional walks...batted .338 (101 for 299) against right-handed pitching and .279 (36 for 129) against left-handers...hit .229 when leading off an inning but had a .359 average with runners on base...including .356 with runners in scoring position...appeared in 67 games in left field and 38 in right field...also batted .405 with seven home runs and 22 RBI in 20 games at designated hitter...hit .324 in 88 games batting in the three spot...was named as Philadelphia's third best prospect by *Baseball America* following the season and was honored as the A's second best prospect after being traded to Oakland Dec. 16...played for Obregon in the Mexican Winter League following the season and hit .308 with a home run and 11 RBI in 19 games.

READING: Started slowly, hitting .229 with a double and six RBI over his first 11 games...then had his only two-homer game of the season April 23 against Bowie when he went 4 for 6 with three RBI in a start at designated hitter...had a season-high five RBI April 30 against Altoona...drove in a run in eight consecutive games from May 20 to 26 (10 RBI total)...went 5 for 6 with a home run and four RBI, May 29 against New Hampshire...finished May with six home runs and 23 RBI in 27 games, his best one-month totals in 2009...then hit .369 with five home runs, 19 RBI and 12 walks (.445 on-base percentage) in 28 games in June...was named Eastern League Player of the Week for the week of June 1-7 after batting .462 (12 for 26)...belted a grand slam June 20 against Harrisburg to start a streak of three consecutive games with a home run...had three straight three-hit games, June 21-24...stole a season high three bases, July 7 at Akron...was named to the Eastern League Midseason All-Star team and played the entire game in right field, going 1 for 4 with a walk and a RBI, July 15 at Trenton...was promoted to Lehigh Valley the next day but returned to Reading for the playoffs and went 3 for 12 (.250) with a RBI in three games.

LEHIGH VALLEY: Hit for the only cycle in the International League in 2009 on Aug. 12 against Louisville...went 5 for 5 with a single, two doubles, triple, home run and four RBI...it was his fourth two-double game of the season and his fourth game of four or more hits...was named IL Player of the Week for the week of Aug. 10-16 after going 10 for 24 (.417) with two home runs and eight RBI in six games...was placed on the disabled list Aug. 24 with a strained right oblique and missed the remainder of the regular season...was reinstated from the DL Sept. 9 and transferred to Reading that day.

CAREER

2008—Played for the Phillies’ two Single-A affiliates at Lakewood and Clearwater and combined to hit .346 with 39 doubles, 19 home runs and 88 RBI in 132 games...the batting average was third best among all Single-A hitters and was eighth highest among all full season minor leaguers...also tied for eighth in the minors in total bases (274) and tied for ninth in hits (170)...led the Phillies farm system in batting and RBI and tied for second in home runs...batted .366 with 18 of his 19 home runs and 71 of his 88 RBI against right-handed pitching compared to .278 against left-handers...appeared in 92 games in left field and 26 in right field and had 18 assists...also hit .386 (27 for 70) with five home runs and 14 RBI in 21 games at designated hitter...hit clean-up 75 times and third 37 times...began the season at Lakewood and batted .395 on the road for the BlueClaws...hit safely in 27 consecutive road games from April 24 to June 20...earned Phillies Minor League Player of the Month honors after hitting .354 in April...followed that up by batting .363 with seven home runs and 31 RBI in 27 games in May...was named South Atlantic League Player of the Week for the week of May 5-11...homered in all four of his games that week and batted .421 (8 for 19) with four home runs and 12 RBI...named to the SAL Midseason All-Star team but did not play in the game as he was promoted to Clearwater June 19...was leading the SAL in batting (.361) at the time of his promotion...had a season best 14-game hitting streak from June 5 to 20 (.380)...belted a grand slam, July 1 against Lakeland...hit safely in 11 consecutive games from Aug. 5 to 17 and batted .581 (25 for 43) with 11 doubles, three home runs, nine RBI and 10 multiple hit games during the streak...homered twice against Lakeland, Aug. 13...named Phillies Minor League Player of the Month for a second time in August after hitting .376 with 17 doubles, six home runs and 19 RBI in 28 games...played for Honolulu in the Hawaiian Winter League and hit .247 with two home runs and 10 RBI in 25 games...was named as the Phillies sixth best prospect by *Baseball America* following the season.

2007—Made his professional debut with Single-A Williamsport and batted .227 with six home runs and 33 RBI in 66 games...tied for the New York-Penn League lead with 10 grounded into double plays...combined for a .179 batting average, two home runs and 17 RBI in 34 games in June and July and then hit .322 with four home runs and 14 RBI in 25 games in August...appeared in 47 games in left field and 13 in right field...had his first career two homer game and drove in five runs, July 1 at Jamestown...was named NYPL Batter of the Week for the week of Aug. 13-19 after going 8 for 14 (.571) with two doubles, two home runs and four RBI in four games.

PERSONAL/MISCELLANEOUS

Michael D. Taylor...graduated from Apopka High School in 2004, earning First Team All-American honors from *USA Today* and *Collegiate Baseball*...attended Stanford University where he earned All-Pac-10 honors as a junior in 2007...hit .316 with 21 home runs and 126 RBI in 174 games in three seasons as a Cardinal.

A'S BIRTHDAY CALENDAR

January

7 Jack Cust 31

February

1 Brett Anderson 22
15 Faulino De Los Santos 24
19 Brad Kilby 27
20 Ryan Sweeney 25
25 Henry Rodriguez 23

March

1 Trevor Cahill 22
14 Tye Waller 53
19 Landon Powell 28

April

8 Eric Patterson 27
10 Clayton Mortensen 25
16 Curt Young 50

May

20 Adam Rosales 27
31 Andrew Bailey 26

June

6 Mark Ellis 33
15 Cliff Pennington 26

July

6 Jim Skaalen 56
11 John Meloan 26
18 Ben Sheets 32
20 Jake Fox 28
25 Kevin Kouzmanoff 29

August

8 Craig Breslow 30
13 Dallas Braden 27
16 Daric Barton 25

September

6 Jerry Blevins 27
11 Bobby Cassevah 25
14 Josh Outman 26
19 Joey Devine 27
19 Gio Gonzalez 25
22 Bob Geren 49
27 Vin Mazzaro 24

October

4 Kurt Suzuki 27
10 Brad Ziegler 31
19 Rajai Davis 30
21 Gabe Gross 31
22 Justin Souza 25
31 Mike Gallego 50

November

1 Coco Crisp 31
1 Steve Tolleson 27
6 Ron Romanick 50
15 Todd Steversen 39
18 Travis Buck 27
19 Justin Duchscherer 33
23 Pedro Figueroa 25

December

7 Eric Chavez 33
15 Michael Wuertz 32
18 Chris Carter 24

LIFETIME PLAYING RECORD

Year	Club	AVG.	G	AB	R	H	2B	3B	HR	RBI	SH	SF	HP	BB	SO	SB	CS	SLG	OBP	E
2007	Williamsport	.227	66	233	30	53	14	0	6	33	1	2	2	23	53	8	2	.365	.300	5
2008	Lakewood	.361	67	249	40	90	12	3	10	50	0	2	6	31	43	10	3	.554	.441	3
	Clearwater	.329	65	243	36	80	27	1	9	38	0	2	2	19	46	5	6	.560	.380	2
2009	Reading	.333	86	318	59	106	22	4	15	65	0	3	7	35	51	18	4	.569	.408	1
	Lehigh Valley	.282	30	110	15	31	6	1	5	19	0	3	2	13	19	3	1	.491	.359	2

CAREER TRANSACTIONS

2007 — Selected by the Philadelphia Phillies organization in the 5th round of the First-Year Player Draft. **2009** — Traded to the Toronto Blue Jays with pitcher Kyle Drabek and catcher Travis D’Arnaud in a three-team trade in which Toronto sent Roy Halladay to Philadelphia, Philadelphia sent Cliff Lee to Seattle and Seattle sent pitchers Phillippe Aumont and Juan Ramirez and outfielder Tyson Gillies to Philadelphia, December 16. Traded to the Oakland Athletics for infielder Brett Wallace, December 16.

JEMILE WEEKS

73

INFIELDER

Height/Weight: 5-9 / 168

Bats/Throws: Switch / Right

Birthdate: January 26, 1987


Opening Day Age: 23

Birthplace/Resides: Orlando, Florida / Altamonte Springs, Florida

Major League Service: None

Obtained: Selected in the 1st round (12th selection overall) of the 2008 First-Year Player Draft

Contract Status: First year of a one-year contract through 2010.



CAREER HIGHLIGHTS

Was the A’s first pick in the 2008 draft and has a .282 (107 for 380) batting average in 99 games over his first two professional seasons...had a 22-game hitting streak for Stockton in 2009...also played in the All-Star Futures Game that season...named to the Arizona Fall League Top Prospects Team in 2009... was named the A’s ninth best prospect by *Baseball America* following the 2008 season and the seventh best after 2009.

2009 HIGHLIGHTS

Combined to hit .278 with nine home runs and 44 RBI in 80 games with Single-A Stockton and Double-A Midland after spending the first two months of the season on the disabled list...was batting .299 with a .385 on-base percentage in 50 games with the Ports before he was promoted to Midland Aug. 3...finished the season by hitting .238 in 30 games with the RockHounds...was successful in 9 of 10 (90.0%) stolen base attempts...batted .203 against left-handed pitching and .348 against right-handers at Stockton but then hit .333 against lefties and .182 against righties at Midland...overall, clubbed eight of his nine home runs off righties...hit .233 with runners in scoring position...appeared exclusively at second base on defense and committed six errors in 74 games for a .983 fielding percentage...also went 10 for 26 (.385) in six games at designated hitter...saw his most action with 41 games batting second, but hit .328 with four home runs in 17 games in the three spot...named as the A’s number seven prospect by *Baseball America* following the season...played for Phoenix in the Arizona Fall League and hit .241 with six doubles, four triples, a home run and 11 RBI in 21 games...played in the AFL Rising Stars Game and was named to the AFL Top Prospects Team as the second baseman...was also named AFL Player of the Week, Nov. 1.

STOCKTON: Began the season on the disabled list with a strained left hip...was reinstated from the DL May 27 and hit safely in each of his first 22 games...went 36 for 90 (.400) over that stretch with five doubles, a triple, all seven of his Stockton home runs and 23 RBI...including June 12 at Visalia when he had a grand slam and a season high four RBI...then hit .216 (24 for 111) with four doubles, a triple and eight RBI over his final 28 games with the Ports...finished June with a .403 batting average, 17 RBI and a .495 on-base percentage in 20 games...walked a season high four times July 9 at Visalia...played for the United States in the All-Star Futures Game July 13 at St. Louis and went 0 for 2...collected a

season-high five hits July 20 at Lancaster and had eight hits over a two-game stretch from July 19-20... scored a season high four runs July 28 against San Jose.

MIDLAND: Was promoted to Midland Aug. 3 and hit safely in his first five games at Double-A (7 for 19, .368)...then went 2 for 24 (.083) over his next seven games...matched his season high with four RBI Aug. 27 at Corpus Christi...stole a season high two bases Aug. 30 at Frisco...hit .290 with two home runs and eight RBI in eight postseason games to help the RockHounds to the Texas League Championship.

CAREER

2008—Was the A's first round selection and the 12th pick overall in the First-Year Player Draft and was assigned to Single-A Kane County after signing July 8...batted .297 with a home run and eight RBI in 19 games with the Cougars...added 13 walks for a .422 on-base percentage and was successful in 6 of 8 (75.0%) stolen base attempts...hit .346 against left-handed pitching and .271 against right-handers...batted .250 with runners in scoring position but was 4 for 11 (.364) with RISP and two outs...hit .353 in the seventh inning or later and had a .346 average when leading off an inning...committed eight errors in 18 games at second base for a .911 fielding percentage (90 total chances)...hit .347 with six walks (.448 on-base percentage) and 10 runs scored in 12 games batting leadoff...was named the A's ninth best prospect by *Baseball America* following the season...went 1 for 17 (.059) over his first five games but then compiled a season best 10-game hitting streak from July 14 to 25 (17 for 43, .395)...hit his first professional home run July 24 at Fort Wayne...the 10-game hitting streak lifted his batting average to an even .300 but he went 4 for 14 (.286) over his next four games before going on the disabled list Aug. 14 with a strained left hip...missed the remainder of the season.

PERSONAL/MISCELLANEOUS

Jemile Nykiwa Weeks was originally signed by A's scout Trevor Schaffer...graduated from Lake Brantley (FL) High School in 2005...was a 1st Team All-State selection as a senior...attended the University of Miami and was a 1st Team All-America selection by *Collegiate Baseball* and 1st Team All-ACC in 2008...was a Louisville Slugger Freshman All-America selection in 2006...brother, Rickie, plays for the Milwaukee Brewers.

LIFETIME PLAYING RECORD

Year	Club	AVG.	G	AB	R	H	2B	3B	HR	RBI	SH	SF	HP	BB	SO	SB	CS	SLG	OBP	E
2008	Kane County	.297	19	74	11	22	3	1	1	8	0	0	3	13	12	6	2	.405	.422	8
2009	Stockton	.299	50	201	29	60	9	2	7	31	1	1	3	26	40	5	1	.468	.385	3
	Midland	.238	30	105	10	25	5	0	2	13	4	3	1	10	16	4	0	.343	.303	3

CAREER TRANSACTIONS

2005 — Selected by the Milwaukee Brewers organization in the 8th round of the First-Year Player Draft, did not sign.

2008 — Selected by the Oakland Athletics organization in the 1st round (12th selection overall) of the First-Year Player Draft.

MATT WHITNEY

75

INFIELDER

Height/Weight: 6-3 / 214

Bats/Throws: Right / Right

Birthdate: February 13, 1984

Opening Day Age: 26

Birthplace/Resides: West Palm Beach, Florida / Palm Beach Gardens, Florida

Major League Service: None

Obtained: Signed as a free agent to a minor league contract, November 26, 2009

Contract Status: First year of a one-year contract through 2010.



CAREER HIGHLIGHTS

Spent the first seven seasons of his professional career in the Cleveland organization before signing a minor league contract with Washington following the 2008 season...is a .261 (592 for 2265) career hitter with 81 home runs and 338 RBI in 640 minor league games...played exclusively at third base for the first four years of his career before switching primarily to first base in 2007...tied for third in the

Matt Whitney, continued

minors in RBI (113) and tied for fourth in home runs (32) in 2007...missed the entire 2003 season with a transverse fracture of his left leg...rehabbed that injury with Cleveland minor league rehab coordinator Lee Kuntz...has also battled lower back issues.

2009 HIGHLIGHTS

Signed with the Washington Nationals as a minor league free agent and spent most of the season at Double-A Harrisburg where he batted .268 with seven home runs and 36 RBI in 101 games...also hit .263 in six games at Triple-A Syracuse and combined for a .268 batting average, eight home runs and 37 RBI in 107 games...batted .293 with five home runs and 26 RBI in 67 games before the All-Star Break and .231 with three home runs and 11 RBI in 40 games after the break...hit .275 (30 for 109) against left-handed pitching and .263 (45 for 171) against right-handers...committed three errors in 43 games at first base for a .991 fielding percentage and seven errors in 33 games at third base for a mark of .917...also batted .281 with four home runs and 17 RBI in 23 games at designated hitter and was 5 for 19 (.263) with a double, four walks and two RBI as a pinch hitter...hit in every spot in the order except second and had his best success with a .343 average in 21 games in the five spot.

HARRISBURG: Went 2 for 31 (.065) with no RBI over his first 14 games through April 25...then hit safely in a season high six consecutive games from April 26 to May 2 (8 for 18, .444)...hit three of his eight home runs over that stretch, all solo shots...went 3 for 5 and drove in a season high five runs, May 29 at Bowie...finished May with a .283 batting average and 14 RBI, his best single-month RBI total in 2009...was batting .228 entering play June 13 but went 18 for 33 (.545) over his next 11 games to boost his average to a season high .295...had a season high four hits, June 18 against Binghamton and batted .404 (23 for 57) with seven doubles in 20 games in June...was placed on the disabled list June 28 with a chest contusion...reinstated July 7 and went 3 for 21 (.143) over his first 10 games following his return...hit .275 in July but then batted .197 with one RBI in 22 games in August...was transferred to Syracuse Sept. 2.

CAREER

2008—Was selected by Washington in the Rule 5 draft following the 2007 season but was returned to Cleveland prior to the end of Spring Training...made his Double-A debut at Akron and spent the entire season with the Aeros, batting .268 with 29 doubles, 10 home runs and 58 RBI in 129 games...tied for the team lead in doubles and ranked second in RBI and walks (59)...batted .302 against left-handed pitching and .254 against right-handers...his averaged dropped to .237 with runners in scoring position, including .145 with RISP and two outs...appeared in 68 games at first base and three at third...hit .280 with five home runs and 18 RBI in 28 games in July...had a season best 11-game hitting streak from Aug. 17 to 29 (16 for 40, .400)...went 2 for 26 (.077) in eight postseason games, but both of the hits were home runs.

2007—Put together the best season of his career as he combined to bat .299 with 32 home runs and 113 RBI in 128 games with Single-A Lake County and Single-A Kinston...tied for third in all of Minor League Baseball in RBI, tied for fourth in home runs and tied for 10th in total bases (279)...led the Cleveland farm system in home runs and RBI and ranked second in hits (153) and sixth in batting...was named the No. 10 prospect in the Carolina League by *Baseball America*...earned midseason South Atlantic League All-Star honors...hit a game-winning two-run homer in the 10th inning April 23 at Delmarva, giving Lake County an 11-9 triumph...smacked a two-out, two-run walk-off homer in the ninth June 8 vs. Hagerstown for a 5-4 win.

2006—Hit .206 with 10 home runs and 39 RBI in 96 games with Single-A Kinston...led the Carolina League with 131 strikeouts...led CL third baseman with 24 errors in 85 games...hit .256 against left-handed pitching and .177 against right-handers...batted .134 with runners in scoring position...22 of his 32 extra base hits, including all seven home runs, came prior to the All-Star Break...had a 0 for 47 streak from June 14 to July 8.

2005—Hit only .242 with 6 homers and 27 RBI in 74 games with Single-A Lake County...batted .276 against right-handed pitching but was just 5 for 52 (.096) against left-handers...appeared in 55 games at third base...missed the first three weeks of the season while recovering from a broken toe on left foot...hit three home runs in last seven games beginning Aug. 28.

2004—Missed April and May as he continued his recovery from a broken left leg...was assigned to

Single-A Lake County June 7 and batted .256 with five home runs and 31 RBI in 55 games...appeared exclusively at designated hitter...underwent left-toe surgery, Sept. 16.

2003—Missed the entire season with a broken left leg...underwent surgery February 25, and again May 30, to repair the fractured tibia and fibia...entered the season rated as Cleveland's No. 10 prospect, according to *Baseball America*.

2002—Combined to bat .269 with 10 home runs and 33 RBI in 51 games with Rookie-level Burlington and Single-A Columbus...all 10 of his home runs came with Burlington, which ranked fifth in the Appalachian League.

PERSONAL/MISCELLANEOUS

Matthew James Whitney was originally signed by Indians scout Jim Gabella...graduated from Palm Beach Gardens (FL) High School in 2002...signed a letter of intent to attend Clemson University, but chose to begin his pro career instead.

LIFETIME PLAYING RECORD

Year	Club	AVG.	G	AB	R	H	2B	3B	HR	RBI	SH	SF	HP	BB	SO	SB	CS	SLG	OBP	E
2002	Burlington	.286	45	175	33	50	12	1	10	33	0	2	3	18	49	5	1	.537	.359	10
	Columbus	.111	6	18	0	2	0	0	0	0	0	0	0	3	4	0	0	.111	.238	2
2003	Lake County	Injured — Did not play																		
2004	Lake County	.256	55	195	21	50	11	0	5	31	0	0	4	23	81	0	0	.390	.347	19
2005	Lake County	.242	74	277	38	67	7	0	6	27	0	3	5	34	64	0	3	.332	.332	19
2006	Kinston	.206	96	345	40	71	20	2	10	39	0	2	3	41	131	0	2	.362	.294	24
2007	Lake County	.308	71	286	52	88	19	0	16	64	0	5	4	31	62	0	1	.542	.377	16
	Kinston	.288	57	226	43	65	11	0	16	49	0	3	0	22	59	1	0	.549	.347	5
2008	Akron	.268	129	463	57	124	29	2	10	58	0	3	6	59	93	0	0	.404	.356	2
2009	Harrisburg	.268	101	261	43	70	18	1	7	36	2	2	3	40	61	2	1	.425	.369	10
	Syracuse	.263	6	19	4	5	0	0	1	1	0	0	1	3	3	0	0	.421	.391	0

CAREER TRANSACTIONS

2002 — Selected by the Cleveland Indians organization as a compensation pick following the 1st round (33rd selection overall) of the First-Year Player Draft. **2007** — Selected by the Washington Nationals in the Rule 5 draft, December 6. **2008** — Returned to Cleveland (Rule 5), March 22. Elected free agency, November 3; signed by the Washington Nationals to a minor league contract, November 14. **2009** — Elected free agency, November 9; signed by the Oakland Athletics to a minor league contract, November 26.

COREY WIMBERLY

67

INFIELDER/OUTFIELDER

Height/Weight: 5-8 / 177

Bats/Throws: Switch / Right

Birthdate: October 26, 1983


Opening Day Age: 26

Birthplace/Resides: Jacksonville, Florida / Jacksonville, Florida

Major League Service: None

Obtained: Acquired from the Colorado Rockies for outfielder Matt Murton, February 4, 2009

Contract Status: First year of a one-year contract through 2010.



CAREER HIGHLIGHTS

Was originally drafted by Colorado in the fifth round of the 2005 draft and was traded to Oakland prior to the 2009 season...has stolen at least 20 bases in all five seasons as a professional and has 203 career steals in 428 games...is a .307 (517 for 1684) career hitter...led the Texas League and ranked seventh in all of minor league baseball with a career high 59 stolen bases in 2008...also led the TL with 36 steals in 2007...named to the Topps' Class Short-A Season Rookie League All-Star Team in 2005 after leading the Pioneer League with a .381 batting average.

2009 HIGHLIGHTS

Batted .296 with 21 stolen bases at Double-A Midland but appeared in just 70 games as he spent more than two months of the season on the disabled list with a right thumb injury...went 0 for 11 in a four-game rehab assignment with the A's affiliate in the Arizona Rookie League for a .286 batting average overall...added a stolen base on his rehab assignment and ranked seventh in the Oakland farm system in steals (22)...was 22 for 30 (73.3%) in stolen base attempts...did not homer for the second consecutive season...the switch-hitter hit .309 (30 for 97) against left-handed pitching and .275 (58 for 211) against right-handers...batted .328 at home with Midland...hit .317 with runners in scoring position and two outs...batted leadoff in all 74 of his games...had a .312 batting average when leading off an inning...committed nine errors in 28 games at shortstop (.940 fielding percentage) and five errors in 18 games at third base (.915)...went errorless in 12 games as a second baseman and 15 games in the outfield (10 in center field, five in left field)...stole 12 of his 22 bases in the first inning...hit .240 (6 for 25) in seven games with Obregon in the Mexican Pacific Winter League following the season.

MIDLAND: Had his first of four two-steal games in the opener, April 9 at Arkansas...compiled a season best 12-game hitting streak from April 13 to 27 (23 for 58, .397)...including his first of four four-hit games April 21 against Springfield...was batting .348 with 22 runs scored and 12 walks (.458 on-base percentage) in 17 games in April before he was placed on the disabled list April 29 with a right thumb contusion...went 0 for 11 in a four-game rehab assignment with the A's affiliate in the Arizona Rookie League from July 7 to 10 and was reinstated from the DL July 11...went 0 for 8 over his first two games following his return but then had his second four-hit game of the season, July 13 against Springfield...went 23 consecutive games without an extra base hit from July 21 to Aug. 14...ended the streak with a double in a 4 for 5 performance, Aug. 15 at Tulsa...went 4 for 4 Sept. 2 against San Antonio to lift his average to .301 but then went 3 for 15 (.200) over his final four games to finish the year at .296...hit .297 (11 for 37) with a triple in eight postseason games to help the RockHounds to the Texas League Championship.

CAREER

2008—Batted .291 in 108 games in his second consecutive season with Double-A Tulsa...stole a career high and team leading 59 bases...led the Texas League and ranked seventh in all of minor league baseball in stolen bases...tied for the TL lead in caught stealings (16) and was fifth in plate appearances per strikeout (9.98)...in addition to steals, had career highs in games, at bats (388), hits (113), doubles (17), walks (41), strikeouts (55)...batted .296 against right-handed pitchers and .272 against left-handers...94 of his 113 hits were singles as he had just 17 doubles, two triples and no home runs...had a .322 batting average on the road and .319 during day games...appeared in 43 games at second base, 33 at shortstop, 15 at third base, 10 in center field and three in left field...committed seven errors as a second baseman (.967 fielding percentage), 10 as a shortstop (.941), five as a third baseman (.891) and one as an outfielder (.960)...saw most of his action in the leadoff spot where he batted .293 with a .377 on-base percentage and 30 stolen bases in 47 games...had back-to-back four-hit games in his first two starts of the season April 5 at Corpus Christi and April 6 at San Antonio and hit .375 over his first 20 games...was batting .300 at the conclusion of play on June 5 but that would be his last day at the .300 mark as he hit .172 in 16 games in June...did not play from June 14 to 21...then hit .336 in 29 games in July with 21 stolen bases...had eight straight multiple hit games from July 8 to 15 and batted .450 over that stretch...had 26 stolen bases over a 29-game span from July 8 to Aug. 6, including a season high three July 29 against Northwest Arkansas...sprained his left wrist Aug. 7 against Frisco and did not appear in another game before he was placed on the disabled list Aug. 17...was reinstated from the DL Aug. 24 and went 8 for 23 (.348) over his final seven games.

2007—Spent his first season at the Double-A level and hit .268 with 63 runs scored, 15 doubles, one triple, 4 homers, 33 RBI and a league-best 36 stolen bases in 92 games for the Drillers...hit .303 against left-handed pitchers and .252 vs. right-handers...batted just .226 prior to the All-Star break, but hit .301 following the break...hit mostly out of the leadoff spot in the lineup and batted .274...played 87 games at second base and committed 17 errors...was named the Texas League Player of the Week for June 25-July 1 after going 11 for 19 (.579) with two home runs and three RBI...following the season was named by *Baseball America* as being the fastest base runner in Colorado's minor league chain.

2006—Ranked second among Colorado's organizational leaders in batting average (.325) and stolen bases (50)...placed second among the California League leaders in stolen bases and on-base percentage (.404) and fourth in batting average...hit .292 against lefties and .337 vs. right-handers...batted .352 at

home...hit .361 with runners in scoring position and two outs...led the Nuts with a .365 average in April and recorded 12 multi-hit games over 22 games in the month...had seven games with two or more stolen bases, including one with five swipes (July 23 vs. Bakersfield)...recorded a season-high 14-game hitting streak from July 23-Aug. 7...during the stretch, batted .386...batted as high as .360 through May 1 and fell below the .300 clip just once from April 22-Sept. 3...played 78 games at second base and posted a .961 fielding percentage...rated by *Baseball America* as being the fastest base runner in the Colorado's minor league system.

2005—Named to the Topps' Class Short-A Season Rookie League All-Star Team following the season...debuted with Rookie-level Casper and was named team MVP after batting .381 with 58 runs and 22 RBI in 67 games...led the circuit in batting average and hits (107) while ranking second in stolen bases (36), on-base percentage (.427) and runs scored...named postseason All-Star...named organizational Player of the Month for July after batting .330...led Casper with .406 batting average in August and .447 clip in September...batted .471 from the leadoff spot...named by *Baseball America* as being the fastest base runner in the Rockies system by *Baseball America* entering 2005.

PERSONAL/MISCELLANEOUS

Corey L. Wimberly was originally signed by Colorado scout Damon Iannelli...was named Southwestern Athletic Conference Player of the Year in 2005 after batting a league leading .462 for Alcorn State...earned SWAC Newcomer of the Year honors after finishing second in the league with a .420 batting average in 2004.

LIFETIME PLAYING RECORD

Year	Club	AVG.	G	AB	R	H	2B	3B	HR	RBI	SH	SF	HP	BB	SO	SB	CS	SLG	OBP	E
2005	Casper	.381	67	281	58	107	10	0	1	22	2	2	6	18	27	36	13	.427	.427	22
2006	Modesto	.325	87	342	72	111	6	4	2	24	8	2	17	30	42	50	16	.383	.404	14
2007	Tulsa	.268	92	365	63	98	15	1	4	33	4	4	12	19	52	36	9	.348	.323	17
2008	Tulsa	.291	108	388	65	113	17	2	0	26	9	2	9	41	45	59	16	.345	.370	23
2009	Arizona A's	.000	4	11	1	0	0	0	0	1	0	0	0	1	1	1	0	.000	.083	1
	Midland	.296	70	297	56	88	10	3	0	28	3	3	9	24	31	21	8	.350	.363	13

CAREER TRANSACTIONS

2005 — Selected by the Colorado Rockies organization in the 6th round of the First-Year Player Draft. **2009** — Traded to the Oakland Athletics for outfielder Matt Murton, February 4.

MATT WRIGHT

59

RIGHT-HANDED PITCHER

Height/Weight: 6-4 / 269

Bats/Throws: Right / Right

Birthdate: March 13, 1982

Opening Day Age: 28

Birthplace/Resides: Waco, Texas / Lorena, Texas

Major League Service: None

Obtained: Signed as a free agent to a minor league contract, November 25, 2009

Contract Status: First year of a one-year contract through 2010.



CAREER HIGHLIGHTS

Has spent 10 seasons in the Atlanta Braves and Kansas City Royals farm systems and has a career record of 61-67 with a 4.09 ERA (486 er in 1069.0 ip) in 212 games, including 179 starts...pitched for Triple-A Omaha in the Royals farm system each of the last three years and is 15-20 with a 5.03 ERA in 64 games, 52 starts, over that stretch...played for the gold medal winning USA Baseball Team at the 2007 World Cup in Chinese Taipei...named to the Carolina League All-Star team in 2004.

2009 HIGHLIGHTS

Began the season on the disabled list and went 1-5 with a 6.75 ERA in nine games, eight starts, with Triple-A Omaha before he was released July 6...allowed a .299 batting average, including .250 (13 for 52) against left-handed hitters and .324 by right-handers (34 for 105)...yielded all three of his home runs

Matt Wright, continued

to righties and all were solo shots...opponents hit .322 with runners in scoring position, but that mark dropped to .190 with RISP and two outs...was placed on the disabled list April 9 with a strained left thigh and was reinstated from the DL May 14...had a no decision that day at Salt Lake, allowing three runs on five hits in 4.0 innings...struck out a season high seven in a season high tying 6.0 innings, June 15 at New Orleans but had another no decision...went 0-5 in his eight starting assignments and the Royals lost all three of his no decisions...his only win came in his final outing of the season, July 2 against New Orleans, when he tossed 3.1 innings of relief (2 h, 1 r, 1 er, 2 bb, 3 so)...pitched for Lacey in the Dominican Winter League and went 1-2 with a 2.27 ERA in nine games, six starts...held the opposition to a .228 batting average and did not allow a home run in 31.2 innings

CAREER

2008—Spent his second consecutive season at Triple-A Omaha in the Royals farm system and went 4-10 with a 5.47 ERA in 27 games, 23 starts...the losses were a career high, as were his 29 home runs, which were third most in the Pacific Coast League...led PCL pitchers with five errors...topped Omaha in starts and innings pitched (148.0)...also had one of two complete games for the Royals, but it came in a 2-1 loss in the second game of a doubleheader, Aug. 9 at Nashville...allowed a .289 batting average, including .284 against righties and .297 against lefties...opponents hit .248 with runners in scoring position...went 2-3 with a 4.15 ERA in eight starts for Lacey in the Dominican Winter League.

2007—Signed a minor league contract with Kansas City and went 10-5 with a 4.06 ERA in 28 games, 21 starts, for Triple-A Omaha...the games pitched were a career high...ranked seventh in the Pacific Coast League in ERA...ranked fourth in the Royals farm system in strikeouts (98), tied for fourth in wins and was 10th in ERA...led Omaha in innings pitched (137.1) and strikeouts...opponents hit .266, including .264 by right-handers and .270 by lefties...allowed a .216 average with runners in scoring position...struck out a season high 10 in 5.0 innings, July 2 against Oklahoma...that was part of a six-game winning streak from June 22 to Aug. 13 (3.19 ERA)...the streak ended Aug. 18 against Albuquerque when he allowed six home runs in 5.0 innings.

2006—Combined for a 10-8 record and a 3.47 ERA in 25 games, 24 starts, at Triple-A Richmond and Double-A Mississippi in his final season in the Atlanta organization...allowed a .259 opponents batting average, including .234 against right-handers and .292 against lefties...was on the disabled list from April 6 to 23 with a right forearm injury...struck out a season high 10 May 6 at Montgomery...had a six-game winning streak from May 16 to June 17 (1.04 ERA) and did not allow a run three times over that seven-start stretch.

2005—Went 7-9 with a 5.83 ERA in 20 games, 17 starts for Double-A Mississippi and the Braves affiliate in the Gulf Coast Rookie League...posted a 6-8 record and a 6.11 ERA in 17 games, 14 starts, at Mississippi...allowed a .299 batting average, including .330 with runners in scoring position...was placed on the disabled list July 6 with a right forearm inflammation...was sent to the GCL Braves Aug. 2 on a rehab assignment and went 1-1 with a 3.12 ERA in three starts before he was shut down Aug. 20 for the remainder of the season.

2004—Spent the entire season at Single-A Myrtle Beach and went 4-6 with a 3.39 ERA in 24 games, 21 starts...ranked sixth in the organization, second in the league and led the Pelicans with 133 strikeouts...ranked ninth in the organization and sixth in the league in ERA...named to the Carolina League All-Star team...opponents hit .256...struck out a season high 11 in a seven-inning complete game, July 8 at Frederick.

2003—Was 12-9 with a 3.66 ERA in 27 games, 26 starts, with Single-A Myrtle Beach and Single-A Rome...had career highs in wins, starts and strikeouts (156)...tossed his first career shutout July 2 against Savannah in the first game of a doubleheader (7.0 ip, 3 h, 8 so).

2002—Went 10-8 with a 3.18 ERA in 26 games, 25 starts, at Macon...the ERA was the lowest of his career and his 152.2 innings pitched were a career high...opponents hit .236...started the season with a seven-game losing streak but then went 10-1 with a 1.77 ERA over his final 14 games.

2001—In his first season as a starter, he went 3-5 with a 3.72 ERA in 14 starts for Danville of the Appalachian Rookie League...led the league in starts, finished second in strikeouts (89) and fourth in innings pitched (72.2).

2000—Began his professional career with the Braves affiliate in the Gulf Coast Rookie League and was 0-2 with a 0.86 ERA and a career high four saves in 12 relief appearances...struck out 30 and did not allow a home run in 21.0 innings.

PERSONAL/MISCELLANEOUS

Matthew Jared Wright was originally signed by Braves scout Charlie Smith... graduated from Robinson (Texas) High School...played in the Class A-AAA Texas High School Baseball Coaches Association 2000 All-Star Game...played for the gold medal winning USA Baseball Team at the 2007 World Cup in Chinese Taipei...went 1-0 with a 1.00 ERA (9.0 ip, 5 h, 1 er, 2 bb, 10 so) in two games, one start.

LIFETIME PITCHING RECORD

Year	Club	W	L	ERA	G	GS	CG	SHO	SV	IP	H	R	ER	HR	HB	BB	IBB	SO	WP	BK
2000	GCL Braves	0	2	0.86	12	0	0	0	4	21.0	8	5	2	0	1	11	0	30	2	0
2001	Danville	3	5	3.72	14	14	1	0	0	72.2	60	40	30	4	2	26	0	89	13	2
2002	Macon	10	8	3.18	26	25	0	0	0	152.2	135	68	54	11	9	60	2	146	9	0
2003	Myrtle Beach	2	7	6.38	13	13	0	0	0	60.2	82	47	43	7	2	42	0	58	12	1
	Rome	10	2	1.65	14	13	1	1	0	82.0	53	19	15	2	0	32	0	98	4	1
2004	Myrtle Beach	4	6	3.39	24	21	1	0	0	124.2	115	55	47	4	1	58	1	133	12	2
2005	Mississippi	6	8	6.11	17	14	0	0	1	84.0	101	60	57	7	1	37	1	63	5	0
	GCL Braves	1	1	3.12	3	3	0	0	0	8.2	11	8	3	0	0	2	0	9	0	0
2006	Mississippi	7	3	2.22	15	14	0	0	0	89.0	74	26	22	3	5	28	0	84	2	0
	Richmond	3	5	5.77	10	10	0	0	0	48.1	57	33	31	6	2	29	1	34	5	1
2007	Omaha	10	5	4.06	28	21	0	0	0	137.1	142	68	62	21	2	40	1	98	3	0
2008	Omaha	4	10	5.47	27	23	1	0	0	148.0	169	99	90	29	5	60	0	90	11	0
2009	Omaha	1	5	6.75	9	8	0	0	0	40.0	47	30	30	3	3	15	0	29	2	0

CAREER TRANSACTIONS

2000 — Selected by the Atlanta Braves organization in the 21st round of the June Draft. **2006** — Elected free agency, October 15; signed by the Kansas City Royals to a minor league contract, October 27. **2009** — Released, July 6; signed by the Oakland Athletics to a minor league contract, November 25.

OAKLAND A'S RECENT EJECTIONS

Date	Player/Coach	Umpire	Date	Player/Coach	Umpire
Sept. 22, 2009	Adam Kennedy	Eric Cooper	April 16, 2006	Jay Payton	Ed Rapuano
August 16, 2009	Bob Geren	Gary Darling	Sept. 28, 2005	Mark Kotsay	Mike Everitt
July 28, 2009	Bob Geren	Adrian Johnson	May 9, 2005	Ken Macha	Mark Carlson
May 25, 2009	Jim Skaalen	Brian Knight	June 16, 2004	Arthur Rhodes	Bruce Dreckman
May 9, 2009	Bob Geren	Paul Nauert	April 19, 2004	Mark Kotsay	Paul Emmel
August 21, 2008	Frank Thomas	Bill Hohn	Sept. 6, 2003	Terry Francona	Hunter Wendelstedt
June 24, 2008	Ty Van Burkleo	Jeff Nelson	Sept. 2, 2003	Terrence Long	Marvin Hudson
June 22, 2008	Mark Ellis	Lance Barksdale	August 17, 2002	Jim Mecer	Rob Drake
June 22, 2008	Bob Geren	Lance Barksdale	August 17, 2002	Art Howe	Rob Drake
Sept. 16, 2007	Nick Swisher	Chuck Meriwether	July 27, 2002	Art Howe	Kerwin Danley
August 23, 2007	Santiago Casilla	John Hirschbeck	May 23, 2002	Mike Magnante	Bruce Froemming
August 18, 2007	Bob Geren	Mike Muchlinski	April 24, 2002	Rick Peterson	Ed Montague
July 8, 2007	Joe Blanton	Tim McClelland	August 26, 2001	Erik Hiljus	Chris Guccione
May 1, 2007	Bob Geren	Charlie Reliford	August 7, 2001	Ramon Hernandez	Kerwin Danley
Sept. 28, 2006	Milton Bradley	Wally Bell	July 26, 2001	Cory Lidle	Paul Emmel
Sept. 22, 2006	Milton Bradley	Ron Kulpa	May 16, 2001	Art Howe	Jeff Nelson
August 9, 2006	Milton Bradley	Paul Schrieber	July 30, 2000	Mike Quade	Rob Drake
July 25, 2006	Justin Duchschere	Mark Wegner	July 20, 2000	Art Howe	Chuck Meriwether
July 23, 2006	Frank Thomas	Adam Dowdy	June 24, 2000	Rick Peterson	Gerry Davis
July 9, 2006	Gerald Perry	Eric Cooper	April 22, 2000	Doug Jones	Mike Everitt
May 2, 2006	Jason Kendall	Dale Scott			

ROSTER

MANAGER: 17 Bob Geren. **COACHES:** 12 Mike Gallego, 37 Ron Romaniuk, 20 Jim Staeken, 38 Todd Stewerson, 46 Tye Waller, 41 Curt Young. **BULLPEN CATCHER:** 99 Casey Chavez. **TRAINERS:** Steve Sayles, Walt Horn. **TRAVELING SECRETARY:** Mickey Morabito. **EQUIPMENT MANAGER:** Steve Vucnich. **VIDEO COORDINATOR:** Adam Rhoden. **MASSAGE THERAPIST:** Ozzie Lyles. **STRENGTH & CONDITIONING:** Bob Alejo.

NO	PITCHERS (22)	B	T	HT	WT	BORN	BIRTHPLACE	RESIDENCE	2009 CLUBS	W	L	ERA	G	GS	CG	SHO	SV	IP	H	R	ER	BB	SO	ML SERVICE
49	Brett Anderson	L	L	6-4	235	2-1-88	Midland, TX	Sillwater, OK	OAKLAND	11	11	4.06	30	30	1	1	0	175.1	180	94	79	45	150	1 year
40	Andrew Bailey	R	R	6-3	243	5-31-84	Voorhees, NJ	Medford, NJ	OAKLAND	6	3	1.84	68	0	0	0	26	83.1	49	17	17	24	91	1 year
13	Jerry Blevins	L	L	6-6	178	9-6-83	Johnson City, TN	Swanton, OH	Sacramento	5	3	3.84	45	0	0	0	2	63.1	65	28	27	18	62	162 days
51	Dallas Braden	L	L	6-1	184	8-13-83	Phoenix, AZ	Stockton, CA	OAKLAND	8	9	3.89	22	22	0	0	0	136.2	144	63	59	42	81	2 years, 39 days
56	Craig Breslow	L	L	6-1	181	8-8-80	New Haven, CT	Trumbull, CT	MINNESOTA	1	2	6.28	17	0	0	0	0	14.1	11	11	10	11	11	2 years, 88 days
53	Trevor Cahill	R	R	6-4	222	3-1-88	Oceanside, CA	Oceanside, CA	OAKLAND	10	13	4.63	32	32	0	0	0	55.1	37	20	16	18	44	1 year
29	Bobby Cassevah	R	R	6-3	195	9-11-85	Jacksonville, FL	Pensacola, FL	Arkansas	3	7	3.68	57	0	0	0	4	73.1	64	40	30	37	45	None
60	Fautino De Los Santos	R	R	6-2	219	2-15-86	Samana, D.R.	Samana, D.R.	Arizona A's	0	0	3.86	7	7	0	0	0	11.2	12	6	5	4	16	None
33	Joey Devine	R	R	6-1	226	9-19-83	Junction City, KS	Roswell, GA	OAKLAND	0	1	3.86	7	7	0	0	0	11.2	12	6	5	4	16	None
58	Justin Duchscherer	R	R	6-3	199	11-19-77	Aberdeen, SD	Chandler, AZ	Stockton	0	0	0.00	1	1	0	0	0	2.0	0	0	0	0	0	2 years, 171 days
65	Pedro Figueroa	L	L	6-1	205	11-23-85	Santo Domingo, D.R.	Santo Domingo, D.R.	Sacramento	0	0	0.00	1	1	0	0	0	4.0	2	0	0	0	1	3
47	Gio Gonzalez	R	L	5-11	205	9-19-85	Hialeah, FL	Hialeah, FL	Arizona A's	0	0	0.00	1	1	0	0	0	5.0	4	0	0	0	0	3
39	Brad Kilby	L	L	6-0	241	2-19-83	Modesto, CA	Elk Grove, CA	Kane County	10	2	3.23	16	16	0	0	0	86.1	89	37	31	31	78	None
54	Vin Mazzaro	R	R	6-2	210	9-27-86	Hackensack, NJ	Rutherford, NJ	Stockton	3	4	3.56	11	11	0	0	0	65.2	62	27	26	35	67	162 days
44	John Melan	R	R	6-3	225	7-11-84	Houston, TX	Lenexa, KS	Sacramento	6	7	5.75	20	17	0	0	0	98.2	113	68	63	56	109	162 days
62	Clayton Mortensen	R	R	6-4	180	4-10-85	Rexburg, ID	Rexburg, ID	OAKLAND	4	2	2.13	45	0	0	0	2	63.1	40	15	15	24	77	34 days
55	Josh Outman	L	L	6-1	200	9-14-84	St. Louis, MO	St. Louis, MO	OAKLAND	1	0	0.53	11	1	0	0	0	17.0	10	2	1	4	20	125 days
									Sacramento	2	2	2.38	10	9	0	0	0	56.2	42	17	15	17	44	125 days
									OAKLAND	4	9	5.32	17	17	0	0	0	91.1	120	61	54	39	59	39
									Sacramento	0	0	5.52	25	2	0	0	0	44.0	52	27	27	17	37	73 days
									Columbus	0	0	3.38	10	0	0	0	0	13.1	13	5	5	10	15	18
									Durham	0	0	1.17	6	0	0	0	0	7.2	3	1	1	1	8	15
									Indianapolis	0	0	0.00	3	0	0	0	0	3.0	0	0	0	0	2	1
									Sacramento	0	0	0.00	6	0	0	0	0	8.1	3	1	0	2	11	8
									OAKLAND	7	6	4.37	17	17	1	0	0	105.0	103	58	51	34	82	35 days
									Memphis	0	0	6.00	1	0	0	0	0	3.0	5	6	2	1	2	2
									ST. LOUIS	2	4	4.45	6	6	0	0	0	32.1	40	20	16	14	18	18
									Sacramento	2	4	7.81	6	6	0	0	0	27.2	37	28	24	12	11	11
									OAKLAND	4	1	3.48	14	12	0	0	0	67.1	53	30	26	25	53	1 year, 27 days

(Injured — did not pitch)

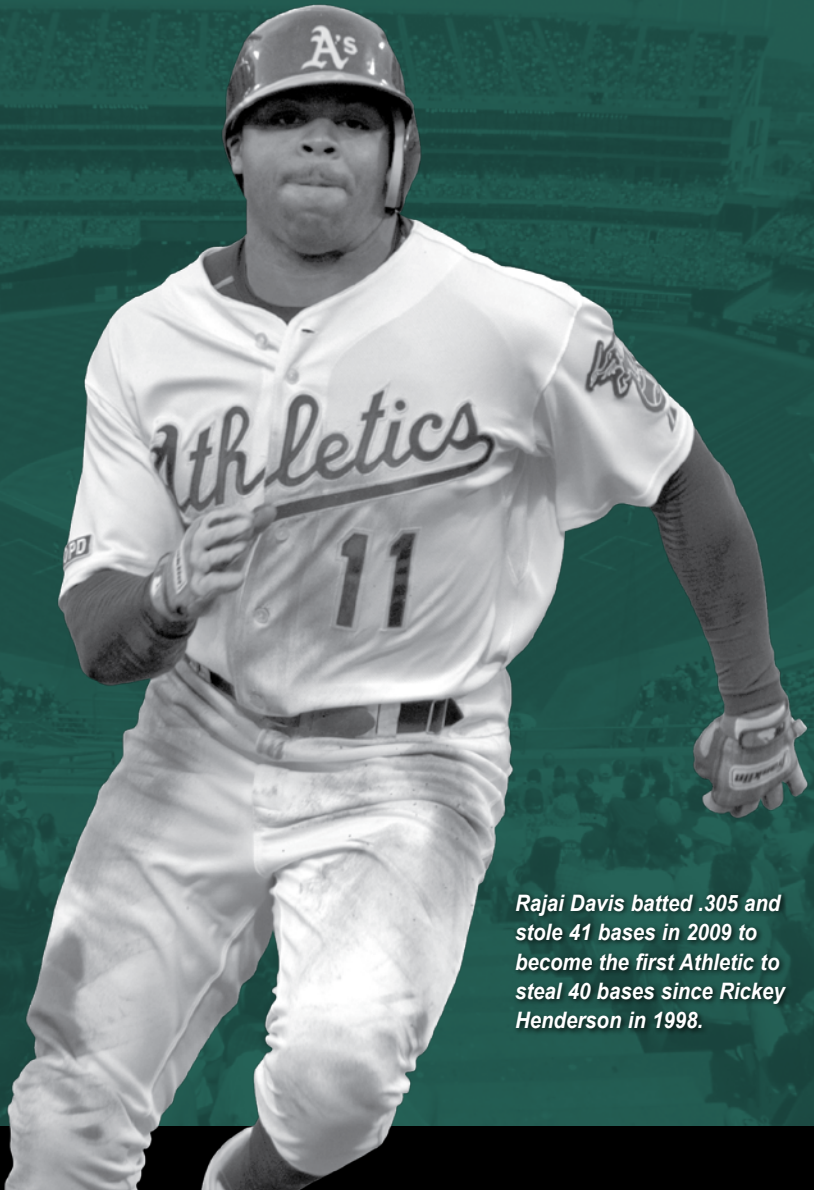
NO	PITCHERS	B	T	HT	WT	BORN	BIRTHPLACE	RESIDENCE	2009 CLUBS	W	L	ERA	G	GS	CG	SHO	SV	IP	H	R	ER	BB	SO	ML SERVICE	
63	Henry Rodriguez	R	R	6-0	219	2-25-87	Santa Barbara, Ven.	Santa Barbara, Ven.	Stockton	0	0	0.00	3	0	0	0	0	5.0	3	0	0	1	11	16 days	
		R	R	6-1	185	7-18-78	Baton Rouge, LA	Monroe, LA	OAKLAND	2	1	5.77	37	0	0	0	4	43.2	38	28	28	38	71	4	
		R	R	6-1	185	10-22-85	Stockton, CA	Gall, CA	OAKLAND	0	0	2.25	3	0	0	0	0	4.0	4	0	1	2	4	8 years	
15	Ben Sheets	R	R	6-1	222	7-18-78	Baton Rouge, LA	Monroe, LA	West Tenn	6	6	3.35	20	14	0	0	0	78.0	73	34	29	18	62	None	
64	Justin Souza	R	R	6-1	185	10-22-85	Stockton, CA	Gall, CA	Midland	0	2	10.35	5	5	0	0	0	20.0	32	28	23	10	13	None	
48	Michael Wientz	R	R	6-3	223	12-15-78	Austin, MN	Scottsdale, AZ	OAKLAND	0	2	10.35	5	5	0	0	0	78.2	52	25	23	102	4 years, 139 days		
31	Brad Ziegler	R	R	6-4	212	10-10-79	Pratt, KS	Springfield, MO	OAKLAND	6	1	2.63	74	0	0	0	7	73.1	82	27	25	28	54	1 year, 122 days	
	NO CATCHERS (2)	B	T	HT	WT	BORN	BIRTHPLACE	RESIDENCE	2009 CLUBS	AVG.	G	AB	R	H	2B	3B	HR	RBI	BB	SO	SB	CS	ML SERVICE		
35	Landon Powell	S	R	6-3	253	3-19-82	Raleigh, NC	Longwood, FL	OAKLAND	.229	46	140	19	32	7	0	7	30	14	36	0	0	1 year		
8	Kurt Suzuki	R	R	5-11	208	10-4-83	Walluku, HI	Torrance, CA	OAKLAND	.274	147	570	74	156	37	1	15	88	28	59	8	2	2 years, 113 days		
	NO INFELDERS (9)	B	T	HT	WT	BORN	BIRTHPLACE	RESIDENCE	2009 CLUBS	AVG.	G	AB	R	H	2B	3B	HR	RBI	BB	SO	SB	CS	ML SERVICE		
10	Dairic Barton	L	R	6-0	207	8-16-85	Springfield, VT	Corona, CA	Sacramento	.261	70	253	48	66	21	1	9	44	26	45	43	1	0	1 year, 119 days	
		R	R	6-5	231	12-18-86	Redwood City, CA	Las Vegas, NV	OAKLAND	.269	54	160	31	43	12	1	3	24	26	25	0	2	0	2	
		R	R	6-5	231	12-18-86	Redwood City, CA	Las Vegas, NV	Arizona A's	.278	6	18	3	5	1	0	1	3	6	4	0	0	0	0	
		R	R	6-5	231	12-18-86	Redwood City, CA	Las Vegas, NV	Stockton	.000	1	4	0	0	0	0	0	0	0	0	0	0	0	0	0
22	Chris Carter	R	R	6-5	231	12-18-86	Redwood City, CA	Las Vegas, NV	Midland	.337	125	490	108	165	41	2	24	101	82	119	13	5	0	None	
3	Eric Chavez	L	R	6-1	215	12-7-77	Los Angeles, CA	Paradise Valley, AZ	Sacramento	.259	13	54	7	14	2	0	4	147	3	14	0	1	0	1	
14	Mark Ellis	R	R	5-11	193	6-6-77	Rapid City, SD	Scottsdale, AZ	OAKLAND	.100	8	30	0	3	1	0	0	1	7	0	0	1	7	0	0
		R	R	5-11	193	6-6-77	Rapid City, SD	Scottsdale, AZ	OAKLAND	.263	105	377	52	99	23	0	10	61	23	54	10	3	7	years, 136 days	
		R	R	6-0	220	7-20-82	Beech Grove, IN	Gilbert, AZ	Stockton	.000	4	0	0	0	0	0	0	0	1	1	0	0	0	0	
		R	R	6-0	220	7-20-82	Beech Grove, IN	Gilbert, AZ	Sacramento	.162	8	33	2	6	1	0	0	3	0	2	0	2	0	0	
		R	R	6-0	220	7-20-82	Beech Grove, IN	Gilbert, AZ	Iowa	.409	45	164	44	67	14	3	17	53	21	31	2	1	145 days		
5	Kevin Kouzmanoff	R	R	6-1	210	7-25-81	Newport Beach, CA	Evergreen, CO	CHICAGO (NL)	.259	82	216	23	56	12	0	11	44	14	47	0	0	0	0	
26	Cliff Pennington	S	R	5-11	198	6-15-84	Corpus Christi, TX	Houston, TX	SAN DIEGO	.255	141	529	50	135	31	1	18	88	27	106	1	0	3	years, 30 days	
		R	R	6-2	195	5-20-83	Chicago, IL	Park Ridge, IL	Sacramento	.264	99	360	48	95	22	3	3	40	45	54	27	4	114 days		
		R	R	6-2	195	5-20-83	Chicago, IL	Park Ridge, IL	OAKLAND	.279	60	208	27	58	11	3	4	21	19	46	7	5	0	0	
		R	R	6-2	195	5-20-83	Chicago, IL	Park Ridge, IL	OAKLAND	.349	30	109	27	38	8	2	5	20	12	15	4	0	1	year, 25 days	
30	Steve Tolleson	R	R	5-11	185	11-1-83	Spartanburg, SC	Spartanburg, SC	LOUISVILLE	.213	87	230	23	49	10	2	4	19	26	46	1	2	0	0	
		R	R	5-11	185	11-1-83	Spartanburg, SC	Spartanburg, SC	CINCINNATI	.258	38	151	21	39	10	2	2	13	16	20	6	2	0	None	
		R	R	5-11	185	11-1-83	Spartanburg, SC	Spartanburg, SC	New Britain	.270	92	352	57	95	17	1	6	27	36	52	7	6	0	0	
		R	R	5-11	185	11-1-83	Spartanburg, SC	Spartanburg, SC	Rochester	.270	92	352	57	95	17	1	6	27	36	52	7	6	0	0	
		R	R	5-11	185	11-1-83	Spartanburg, SC	Spartanburg, SC	2009 CLUBS	AVG.	G	AB	R	H	2B	3B	HR	RBI	BB	SO	SB	CS	ML SERVICE		
6	Travis Buck	L	R	6-2	232	11-18-83	Richland, WA	Chandler, AZ	OAKLAND	.219	36	105	11	23	3	0	3	10	20	1	1	1	1	1 year, 170 days	
		R	R	6-0	180	11-1-79	Los Angeles, CA	Desert Hot Springs, CA	OAKLAND	.272	62	232	37	63	13	3	5	29	23	44	3	1	1	1	
		R	R	6-0	180	11-1-79	Los Angeles, CA	Desert Hot Springs, CA	KANSAS CITY	.228	49	180	30	41	8	5	3	14	29	23	13	2	6	years, 158 days	
32	Jack Cust	L	R	6-1	235	1-7-79	Flemington, NJ	New Hope, PA	OAKLAND	.240	149	513	88	123	16	0	25	70	93	185	4	1	4	years, 2 days	
11	Reid Davis	R	R	5-10	195	10-19-80	Norwich, CT	Waterford, CT	OAKLAND	.305	125	390	65	119	27	5	3	48	29	40	1	12	2	years, 167 days	
28	Gabe Gross	L	R	6-3	220	10-21-79	Baltimore, MD	Auburn, AL	TAMPA BAY	.227	115	282	31	64	16	1	6	36	42	79	6	3	4	years, 114 days	
1	Eric Patterson	L	R	6-0	168	4-8-83	Tallahassee, FL	Atlanta, GA	Sacramento	.307	110	466	91	143	29	1	12	56	51	82	41	43	6	144 days	
		R	R	6-0	168	4-8-83	Tallahassee, FL	Atlanta, GA	OAKLAND	.287	39	94	15	27	5	1	1	11	14	25	6	1	0	0	
21	Ryan Sweeney	L	L	6-4	223	2-20-85	Cedar Rapids, IA	Cedar Rapids, IA	OAKLAND	.293	134	484	68	142	31	3	6	53	40	67	6	5	2	years, 53 days	

OAKLAND A'S NON-ROSTER INVITEES TO SPRING TRAINING

NO	PITCHERS (7)	B	T	HT	WT	BORN	BIRTHPLACE	RESIDENCE	2009 CLUBS	W	L	ERA	G	GS	CG	SHO	SV	IP	H	R	ER	BB	SO	ML SERVICE
57	Cedrick Bowers	R	L	6-2	220	2-10-78	Gainesville, FL	Chiefland, FL	Lehigh Valley	4	3	1.93	48	0	0	0	5	60.2	38	15	13	45	67	11 days
70	Sam Denel	R	R	6-0	215	10-23-85	Channahaw, TX	Spring, TX	Midland	0	2	0.61	27	0	0	0	11	29.1	23	5	2	9	26	None
52	Lenny DiNardo	L	L	6-2	220	9-19-79	Miami, FL	Gainesville, FL	Omaha	10	5	3.32	29	23	0	0	3	32.1	27	14	13	21	33	3 years, 157 days
36	Fernando Hernandez	R	R	5-11	208	7-31-84	Miami, FL	Miami, FL	KANSAS CITY	0	3	10.13	5	5	0	0	0	21.1	41	28	24	15	8	23 days
45	Marcus McBeth	R	R	6-2	183	8-23-80	Spartanburg, SC	Maricopa, AZ	Birmingham	2	3	1.71	44	0	0	0	20	52.2	34	12	10	18	53	23 days
66	Tyson Ross	R	R	6-6	225	4-22-87	Berkeley, CA	Oakland, CA	Charlotte	1	1	1.59	13	0	0	0	17.0	11	4	3	8	17	66	76 days
59	Matt Wright	R	R	6-4	269	3-13-82	Waco, TX	Lorena, TX	Pawtucket	2	3	2.69	44	1	0	0	3	67.0	43	20	20	30	66	76 days
NO CATCHERS (4)									Stockton	5	6	4.17	18	18	0	0	0	86.1	78	49	40	33	82	None
71	Josh Donaldson	R	R	6-0	214	12-8-85	Pensacola, FL	Daphne, AL	Midland	5	4	3.96	9	1	0	0	0	50.0	40	22	22	20	31	None
72	Joel Galarraga	R	R	5-11	187	3-20-82	Havana, Cuba	Vera Cruz, Mexico	Midland	1	5	6.75	9	8	0	0	0	40.0	47	30	30	15	29	None
19	Anthony Recker	R	R	6-1	246	8-29-83	Allentown, PA	Catasauqua, PA	2009 CLUBS	AVG.	G	AB	R	H	2B	3B	HR	RBI	BB	SO	SB	CS	ML SERVICE	
68	Max Stassi	R	R	5-10	187	3-15-91	Woodland, CA	Yuba City, CA	Midland	.270	124	455	67	123	37	1	9	91	80	92	7	2	None	
NO INFELDERS (7)									Sacramento	.367	13	42	9	15	3	1	0	6	6	10	0	1	None	
61	Adrian Cardenas	L	R	6-0	203	10-10-87	Miami Lakes, FL	Opa Locka, FL	Midland	.298	16	57	11	17	4	0	3	9	8	22	0	0	None	
76	Grant Green	R	R	6-3	180	9-27-87	Fullerton, CA	Anaheim, CA	Midland	.261	78	272	30	71	11	2	12	45	28	80	2	0	None	
18	Dallas McPherson	L	R	6-4	226	7-23-80	Greensboro, NC	Brasilton, GA	Sacramento	.000	1	1	0	0	0	0	0	0	0	1	1	0	0	None
16	Eric Sogard	L	R	5-10	183	5-22-86	Phoenix, AZ	Phoenix, AZ	Arizona's	.286	13	49	3	14	4	0	0	8	2	11	0	0	0	None
73	Jemie Weeks	S	R	5-9	168	1-26-87	Orlando, FL	Altamonte Springs, FL	Vancouver	AVG.	G	AB	R	H	2B	3B	HR	RBI	BB	SO	SB	CS	ML SERVICE	
75	Matt Whitney	R	R	6-3	214	2-13-84	West Palm Beach, FL	Palm Beach Gardens, FL	Midland	.326	79	325	56	106	26	2	3	55	38	44	5	4	None	
67	Corey Wimberly	S	R	5-8	177	10-26-83	Jacksonville, FL	Jacksonville, FL	Sacramento	.251	51	183	23	46	15	2	1	24	17	29	3	2	None	
NO OUTFELDERS (5)									Stockton	.316	5	19	2	6	1	0	0	3	1	5	1	0	None	
74	Corey Brown	L	L	6-1	204	11-26-85	Tampa, FL	Tampa, FL	Fresno	293	117	457	79	134	25	3	6	51	58	47	10	6	None	
25	Matt Carson	R	R	6-2	200	7-1-81	Newport Beach, CA	Tampa, FL	San Antonio	.299	50	201	29	60	9	2	7	31	26	40	5	1	None	
23	Michael Taylor	R	R	6-6	260	12-19-85	Cheverly, MD	Apopka, FL	Stockton	.238	30	105	10	25	5	0	2	13	10	16	4	0	None	
									Midland	.268	101	261	43	70	18	1	7	36	40	61	2	1	None	
									Syracuse	.263	6	19	4	5	0	0	1	3	3	3	0	0	None	
									Arizona's	.000	4	11	1	0	0	0	0	1	1	1	1	1	0	None
									Midland	.296	70	297	56	88	10	0	0	28	24	31	21	8	None	
									2009 CLUBS	AVG.	G	AB	R	H	2B	3B	HR	RBI	BB	SO	SB	CS	ML SERVICE	
									Midland	.268	66	250	46	67	20	4	4	43	27	69	5	2	None	
									Sacramento	.264	118	440	68	116	29	3	25	77	38	94	15	4	17 days	
									OAKLAND	.286	10	21	1	6	0	0	1	5	0	7	0	0	None	
									Reading	.333	86	318	59	106	22	4	15	65	35	51	18	4	None	
									Lehigh Valley	.282	30	110	15	31	6	1	5	19	13	19	3	1	None	

(Injured — did not play)

REVIEW



Rajai Davis batted .305 and stole 41 bases in 2009 to become the first Athletic to steal 40 bases since Rickey Henderson in 1998.

SEASON IN REVIEW

2009 RECAP: The A's finished the 2009 season with a 75-87 record, their third consecutive season with a losing record...are one of three American League teams (Baltimore and Kansas City) without a winning record over the last three years...this is the first time the A's have finished with a losing record in three straight seasons since 1993-98 when they had six straight...the A's .463 winning percentage was 10th lowest in Oakland history and it was the worst mark since the 1998 club went 74-88 (.457)...this marks the third consecutive season the A's winning percentage has decreased...the only other times that happened in Oakland history was from 1972-74 and 2003-05...finished in last place in the American League West for the seventh time in Oakland history and the first time since 1998 (also 1977, 1979, 1993, 1995 and 1997)...spent an Athletics record 161 days in last place, including every day beginning May 3...the previous mark was 159 days by the 1921 and 1946 Philadelphia A's...finished 22 games behind Los Angeles in the AL West and tied for seventh in the AL Wild Card, 20 games behind Boston...it marked the first time the A's finished 20 or more games out of the playoffs since 1997 when they were 25 games out in the West...went 31-43 (.419) over the first 74 games, which was the second worst record in the AL and fourth worst in the majors...then played .500 ball (44-44) over the final 88 games beginning June 29...began the season by taking two of three at Los Angeles, but the A's 2-1 record on April 8 would mark Oakland's only day over .500 for the season...were swept by Seattle in the next series to start the home schedule and lost 10 of the first 15 games...a 3-2 win at Seattle May 2 gave the A's a 9-12 record and put them in a tie for third place, just 3½ games out of first place...lost the next day to the Mariners in 15 innings by a score of 8-7 to fall into sole possession of last place and remained there for the rest of the season...that began a stretch where the A's lost 13 of their next 19 games to fall to 15-25 on May 23, which was the third worst record after 40 games in Oakland history...had a season best seven-game winning streak from June 2 to 8 to improve to 26-30 and were just 6½ games behind Texas in the AL West...then lost 19 of the next 28 games from June 9 to July 10 and nearly doubled their deficit, falling 12½ games behind the Rangers...won the next two games to go into the All-Star Break with a 37-49 record...began the second half of the season by playing 28 consecutive days without a day off from July 16 to Aug. 12...that was the longest stretch of consecutive days with a game in the history of the Athletics franchise...the previous high was 27 from May 30-June 25, 1961 and June 15-July 11, 1976...were originally scheduled to have July 23 off, but made up the April 20 rainout at New York that day...went 14-14 over the 28-day stretch...were a season-high 17 games under .500 on Sept. 4 (59-76) but then went 16-4 over the next 20 games, including a season high tying seven-game winning streak from Sept. 14 to 20...were officially eliminated from the AL West September 13 in game 142 and were eliminated from the playoffs Sept. 15 in game 144...in 2008, the A's were officially eliminated from the playoffs in game 143...pulled to within five games of .500 Sept. 26 at 75-80...then lost each of the final seven games, which was the A's longest losing streak of the season...it was also the second longest season-ending losing streak in Oakland history to a nine-game streak that concluded the 1995 season.

OFFENSE: The A's batted .262, which ranked ninth in the American League but was the 10th best batting average in Oakland history...hit 135 home runs, which was the fewest in the AL and fourth fewest in the majors...it marked the first time in Oakland history the A's ranked last in the AL in home runs...the last Athletics team to finish last was the 1967 Kansas City A's...over the last 20 years, the only A's team to hit fewer home runs in a non-strike season is the 2008 club, which finished with 125...finished last in the AL in slugging for the second consecutive season (.397)...also tied for third in the AL in fewest extra base hits (463) and had the fourth lowest on-base percentage (.328)...walked just 527 times, which were the A's fewest walks in a non-strike season since 1985 when they had 508...were walked just 16 times intentionally...since the intentional walk became an official statistic in 1955, the only Major League team with fewer intentional walks in a season is the 1961 Kansas City A's (10)...ranked second in the AL in sacrifice flies (54)...had 307 doubles, the fifth time in Oakland history the A's topped the 300 plateau...had 31 sacrifice hits, which were the most by an A's team since 1999 (39)...the A's number three hitters batted .237, which was the lowest mark in the majors...also ranked last in the majors with a mark of .228 in 2008.

PITCHING: The A's pitching staff set an Athletics franchise record with 1124 strikeouts, breaking the mark of 1117 set in 2001...compiled a 4.26 ERA, which was third lowest in the American League behind Seattle (3.87) and Chicago (4.14)...now have a 3.95 ERA since 2001, which is the lowest mark in the AL over that span...only Los Angeles (3.89) and Atlanta (3.92) have a lower mark in the majors...allowed the fewest home runs in the AL (156) and hit the fewest batters (36)...the hit batters were the A's fewest in a non-strike season since 1990 (27)...had the third lowest opponents slugging percentage in the AL (.413), tied for the third fewest wild pitches (43) and tied for the fourth fewest walks (523)...ranked fifth in opponents on-base percentage (.329) and seventh in opponents batting (.265)...had a strikeout to walk ratio of 2.15, which was third best in Oakland history...had just two balks, which tied for the fewest in the AL...the only times in Oakland history the A's balked fewer than two times was in 1974 and 2000 when they had one.

STARTING PITCHING: A's starting pitchers were 51-64 with a 4.76 ERA and .279 opponents batting average...the ERA and opponents average were fourth highest in the American League and they also had the fourth fewest wins and fourth most losses...the ERA was the highest by an A's team since 1999 (4.96)...had just two complete games, which tied with Baltimore for the fewest in the AL, and 888.0 innings pitched, which was second lowest ahead of the Orioles (877.2)...the complete games matched the fewest in Athletics history (1997) and the innings pitched were second fewest in a non-strike season (858.2 in 1997)...also had the fewest hit batters in the AL (23), the third fewest wild pitches (20) and the third highest on-base percentage (.342).

ROOKIE STARTERS: The A's started a rookie pitcher in an Oakland record 116 games, breaking the previous mark of 93 set in 1983...according to the Elias Sports Bureau, the last team to have more starts by rookie pitchers is the 1998 Florida Marlins (124)...eight different rookies started a game, matching the Oakland record from 1983...started a rookie in 89 of the final 114 games and had at least four rookies in the rotation from June 2, when Vin Mazzaro was recalled, through the end of the season...had a streak of 15 consecutive games started by a rookie pitcher from Aug. 1 to 16, which is an Oakland record, breaking the previous mark of five...it was the longest streak by any team since the 1997 St. Louis Cardinals started a rookie in each of their last 19 games...Brett Anderson had a team-leading 11 wins and Trevor Cahill added 10 as the A's became just the 13th team since 1900 with at least two 10-game winners under the age of 22...Cahill led the A's with 32 starts and Anderson had 30, making the A's the fourth team since 1900 with two pitchers under the age of 22 with 30 or more starts (1980 White Sox, 1969 Padres, 1957 Cubs)...the A's had just three pitchers over the age of 27 start a game and those three pitchers combined for just eight starts (Tomko 6, Giese 1, Reineke 1)...the A's are one of just four teams since 1900 to have nine pitchers under the age of 27 make at least five starts (2009 Nationals, 1966 A's, 1909 Red Sox)...used a total of 12 rookie pitchers, which is the most in Oakland history, topping the previous mark of 10 set in 1983 and matched in 2008...rookie pitchers combined for 232 appearances, topping the previous Oakland high of 203 from 2008.

TEAMS WITH TWO 10-GAME WINNERS UNDER THE AGE OF 22 (since 1900)

- 2009 Oakland A's (Brett Anderson, Trevor Cahill)
- 1984 Kansas City Royals (Mark Gubicza, Bret Saberhagen)
- 1980 Chicago White Sox (Britt Burns, Richard Dotson)
- 1975 Philadelphia Phillies (Larry Christenson, Tom Underwood)
- 1971 Cincinnati Reds (Ross Grimsley, Don Gullett)
- 1966 Baltimore Orioles (Wally Bunker, Jim Palmer)
- 1960 Baltimore Orioles (Jake Fisher, Milt Pappas)
- 1959 Baltimore Orioles (Milt Pappas, Jerry Walker)
- 1957 Chicago Cubs (Moe Drabowsky, Dick Drott)
- *1914 Philadelphia A's (Joe Bush, Rube Bressler, Herb Pennock)
- 1913 St. Louis Browns (George Baumgardner, Earl Hamilton)
- 1913 Philadelphia A's (Joe Bush, Byron Houck)
- 1912 St. Louis Browns (George Baumgardner, Earl Hamilton)
- *indicates only team with three 10-game winners
- Source: baseball-reference.com. All players ages as of June 30

THE BULLPEN: The A's bullpen compiled a 3.46 ERA, which was the lowest in the American League and second lowest in the majors (Los Angeles, 3.12)...it marked the first time the A's bullpen led the league in ERA since 1990...also led the AL and ranked second in the majors with an Oakland record 514 strikeouts...broke the previous mark of 417 set in 2008...it was the third highest strikeout total by a bullpen in AL history (Cleveland, 527 in 2001 and New York, 523 in 2008)...converted 38 of 50 (76.0%) save opportunities, which was the third best percentage in the AL...the 12 blown saves matched Cincinnati for the fewest in the majors and the A's ranked ninth in the AL in saves...the 50 save opportunities were the fewest by an A's team in a non-strike season since the 1982 club had 41...led the majors

Season in Review, continued

in opponents on-base percentage (.307) and topped the AL in innings pitched (559.1), fewest home runs (42) and opponents slugging percentage (.361)...ranked second in the AL in opponents batting average (.242)...had the best strikeout-to-walk ratio in the majors and in Oakland history (2.65)...the innings pitched were second most in Oakland history (586.2 in 1997)...yielded a .236 opponents batting average against first-batters faced, which was fourth lowest in the AL...led the AL with an Oakland record 117 first batter strikeouts and had the third fewest walks (30)...allowed 82 of 231 (35.5%) inherited runners to score, which ranked 10th.

DEFENSIVE DOINGS: The A's ranked 10th in the American League with a .983 fielding percentage...committed 105 errors, which tied for fourth most in the AL and was the most by an A's team since 2003 when they made 107...it snapped a ML record-tying streak of five consecutive seasons with fewer than 100 errors...the errors led to 76 unearned runs, which was second most in the AL.

ON THE BASES: The A's stole 133 bases, which ranked fourth in the American League and the majors...those were the most steals by an A's team since the 1992 club had 143...did not steal more than 88 bases over the previous 10 seasons...had two players (Davis 41, Kennedy 20) with 20 steals for the first time since 1995 and five (Davis, Kennedy, Holliday 12, Cabrera 11, Ellis 10) with 10 or more for the first time since 1993...ranked fourth in the AL in most caught stealings (48) and had the seventh best stolen base percentage (73.5%)...it was also the seventh best stolen base percentage in Oakland history.

BEFORE AND AFTER THE BREAK: The A's compiled a 37-49 (.430) record before the All-Star Break, which was third worst in the American League and fourth worst in Oakland history...it was the first time the A's had a losing record at the break since 1999 when they were 43-44 and it was their worst record at the break since 1997 (37-52, .416)...it was the first time the A's were in last place in the West at the break since 1997...then went 38-38 (.500) after the break after posting a losing post-break record in each of the previous two seasons...had the lowest batting average in the AL and second lowest in the majors at the break (.246), but then hit .280 after the break which was third best in the AL and fourth best in the majors...the post-break average set an Oakland record, topping the previous mark of .279 in 2006...had the fourth fewest doubles in the majors at the break (142) but then led the majors and set an Oakland record with 165 doubles after the break...had the third fewest runs scored in the AL before the break (361, 4.2 per game) but scored 398 runs after the break (5.2 per game), which ranked fourth in the AL and in Oakland history...ranked last in the majors with 220 extra base hits at the break but had 243 after the break, which were fifth most in the majors and in Oakland history...led the majors with 79 stolen bases after the break, which were the most by an A's team since 1989 (90)...the pitching staff had a 4.24 ERA before the break and 4.28 after the break...were sixth in the AL in ERA before the break and fifth after the break...A's starting pitchers compiled a 4.39 ERA before the break but had a 5.19 ERA after the break...the bullpen posted a 4.00 ERA before the break and then had a 2.86 ERA after the break.

A'S AMERICAN LEAGUE RANKINGS BEFORE AND AFTER THE ALL-STAR BREAK

	BEFORE ASB	AFTER ASB
Batting	14th (.246)	3rd (.280)
Slugging	14th (.371)	7th (.426)
On-Base	13th (.316)	5th (.342)
Runs	12th (361)	4th (398)
Doubles	12th (142)	1st (165)
Triples	13th (8)	6th (13)
Extra Base Hits	14th (220)	4th (243)
Stolen Bases	8th (54)	1st (79)
Won-Loss Pct.	12th (.430)	t-7th (.500)

PLAYERS USED: The A's used 51 players in 2009, which was third most in the American League behind Boston (52) and Cleveland (52)...the A's also used 51 players in 2008, the second highest total in Oakland history to the record of 54 set in 2007...have now used a total of 107 different players over the last three years, ranging from Jack Cust (421 games) to Kevin Melillo, Eric Munson and Chad Reineke (one game each)...tied an Oakland record with 26 pitchers, equaling the mark set in 1997...14 different pitchers started a game, matching the 1977 club for second most in Oakland history...the record is 16 set in 1983...the 14 starters tied Los Angeles for the most in the AL...in the majors, only San Diego used more starting pitchers (15)...used just two catchers for the second consecutive season and those are the only two seasons in Oakland history with just two catchers.

THE DISABLED LIST: The A's used the disabled list 17 times in 2009 after setting an Oakland record with 25 in 2008...have now used the DL 64 times since the start of the 2007 season...the 17 players combined to miss 996 games, an average of 58.6 games per stint...the 996 games missed is the second highest total in Oakland history to the 2007 club, which missed 1259 games over 22 stints...began the season with three players on the DL and had at least five on the DL from April 29 through the end of the season...the season high was eight from June 3 to 11, Aug. 1 to 6 and Aug. 18 to 20 and the A's had 85 days with at least seven players on the DL...this marks the third consecutive season the A's had at least three players on the DL the entire year...have not had fewer than three players on the DL since the end of the 2006 season, when they had just one...Joey Devine and Justin Duchscherer spent the entire season on the DL and Eric Chavez (147) and Dan Giese (130) also missed more than 100 games...Nomar Garciaparra had two stints on the DL.

A'S DISABLED LIST, 2009

PLAYER	INJURY	DATES	GAMES MISSED	A's RECORD
Barton	Strained left hamstring	July 27-August 20	23	12-11
Braden	Rash on left foot	August 1-end of season	60	31-29
Buck	Strained left oblique	May 30-June 13	15	9-6
Casilla	Sprained right knee	April 29-May 14	13	6-7
Chavez	Strained right forearm	April 25-end of season	147	70-77
Copeland	Sprained left shoulder	March 27-May 4	23	9-14
Crosby	Strained left calf	August 18-September 1	14	5-9
Devine	Sprained right elbow	April 4-end of season	162	75-87
Duchscherer	Right elbow surgery	March 27-end of season	162	75-87
Ellis	Strained left calf	April 29-June 27	55	24-31
Garciaparra	Strained right calf	April 29-May 21	20	8-12
Garciaparra	Strained right calf	May 24-June 11	19	12-7
Giambi	Strained right quad	July 20-August 6	18	9-9
Giese	Right elbow ulnaritis	May 16-end of season	130	62-68
Mazzaro	Right shoulder tendinitis	September 8-end of season	25	14-11
Outman	Sprained left elbow	June 20-end of season	96	46-50
Sweeney	Sprained left knee	June 3-June 17	14	8-6

AT HOME: The A's finished the season with a 40-41 (.494) record in Oakland, marking the second time in the last three years the A's finished with a losing record at home...also went 40-41 in 2007...were one of just four American League teams (Baltimore, Cleveland, Kansas City) with a losing home record...won 11 home series, lost 11 and split four...batted .259 at home and .265 on the road...had the 10th best home batting average in the AL and the sixth best road average...compiled a 3.88 ERA in Oakland, compared to 4.65 on the road...had the third lowest home ERA in the AL, but ranked ninth in road ERA.

ON THE ROAD: The A's finished with a losing record on the road for the third consecutive season with a mark of 35-46 (.432)...however, that was the eighth-best road record in the American League, as only two teams had a winning record on the road...won nine road series, lost 12 and split 5.

MONTH BY MONTH: The A's had a losing record in each of the first five months of the season for the first time since 1993...went 17-10 in September to post their first winning record in a month since June of 2008, when they were 16-10...that snapped a streak of eight consecutive months without a winning record, which equaled the second longest streak in Oakland history...also had eight straight at .500 or less from August, 1978 to September, 1979...the longest streak is 10 in a row from August, 1996 to May, 1998...finished April with an 8-11 record, the fifth time in the last six years they have finished at or below .500 in the first month of the season...however, are 71-71 in April over that span...hit .237, the fourth time in the last five years the A's have hit .241 or less in April...had nine home runs, 37 extra base hits and a .322 slugging percentage...in months of 12 or more games, those are the A's lowest figures since hitting nine home runs in 20 games in April of 1983, slugging .322 in June of 1982, and collecting 36 extra base hits in April of 1979...went 11-18 in May, which tied Seattle for the worst mark in the AL...compiled a 5.08 ERA, which was the highest in the AL...allowed 302 hits, the third time in Oakland history the A's allowed at least 300 hits in a month (346 in May, 1997; 307 in July, 1993)...compiled a 13-15 record in June after finishing with a winning record in June in each of the previous

REVIEW

Season in Review, continued

seven seasons...A's pitchers struck out 200 batters, the sixth 200-strikeout month in Oakland history...the offense hit .232, which was second lowest in the American League to Texas (.225)...posted a 12-14 record in July, batting .296, which was the second best batting average in the majors (LAA, .316)...at the time, it was the second best single month batting average in Oakland history...also led the majors in July with 31 stolen bases, the A's most in a month since they had 39 in May, 1992...had a 14-15 record in August...then went 17-10 (.630) in September, which was the second best record in the AL and the A's best record in a month since going 21-6 (.778) in August of 2006...batted .297 in September, which was second best in the majors to the Yankees (.299)...it was also the second-best single month batting average in Oakland history (.305 in August, 1995)...led the majors in runs (167), doubles (66) and stolen bases (28) and ranked second in on-base percentage (.367) in September, with the doubles the second-best total in Oakland history (67 in September, 2004), the on-base percentage sixth-best, and the runs seventh-best and the most since August, 2001 (188)...the pitching staff compiled a 3.68 ERA in September, which was third best in the AL.

CLOSE CALLS: The A's went 3-10 in extra inning games, which was the second-worst record in extra inning games in the majors (Pittsburgh, 2-9)...the .231 winning percentage was the lowest in Oakland history, breaking the previous mark of .273 (3-8) in 1970...the 10 losses were the most since losing 11 in 1996, while the three wins equal the fewest in Oakland history...were 15-23 (.395) in one-run games, which was the second worst record in the American League,

ahead of Kansas City (16-25, .390) and third worst in the majors (Pittsburgh, 12-22, .353)...it was the first time the A's finished with a losing record in one-run games since 1998 (16-19), while the winning percentage was second lowest in Oakland history to the record of .381 (16-26) set in 1980...the 38 one-run decisions tied for second fewest in the AL and were second fewest in Oakland history in a non-strike season (35 in 1998)...had a 26-41 (.388) record in games decided by two runs or less and were 49-46 (.516) in contests decided by three runs or more...had five walk-off wins, which matches the fewest in Oakland history (fifth time, first time since 1998)...were 22-22 in games decided in the seventh inning or later, including 10-17 in games decided in the last at-bat...had the fewest last at-bat wins in the majors...were trailing Minnesota 12-2 entering the bottom of the third inning July 20 but came back to win 14-13 to set an Oakland record for largest deficit overcome to win...the 10-run comeback broke the previous Oakland record of eight (June 18, 1993 vs. Kansas City and August 21, 2006 at Toronto)...it was the biggest comeback by any A's team since the Philadelphia A's set an AL record by overcoming a 12-run deficit to defeat Cleveland, 17-15, on June 15, 1925...also came back to win from a seven-run deficit Sept. 26 at Los Angeles and had a 13-3 record in games in which they erased a deficit of three or more runs...the largest blown lead was May 17 at Detroit, when the A's led 6-0 in a game they would lose 11-7...were 1-9 when blowing a lead of three or more runs.

IN THE PINCH: A's pinch hitters were 11 for 72 (.153) with three doubles, a triple, 11 RBI, two walks and 21 strikeouts...the batting average was third lowest in the American League and second lowest in Oakland history to the record of .141 in 1994...the A's were one of four AL teams without a home run...had just two pinch-hit walks for a .184 on-base percentage and both figures were the lowest in the majors and in Oakland history...the previous lows were four walks in 1979 and a .218 on-base percentage in 1994...the walks were the fewest by any team since the 1999 Detroit Tigers also had two...the pinch-hit triple by Rajai Davis Aug. 3 against Texas was the first by an Athletic since Aug. 22, 1996 at Boston when Matt Stairs tripled off Roger Clemens...the A's have hit .203 or less in the pinch in each of the last six seasons and are batting .173 (76 for 440) with 15 doubles, one triple, six home runs and 68 RBI over that span...the batting average is the lowest in the majors since 2004 and the 22 extra base hits are also the fewest...only Boston (5) has hit fewer pinch home runs.

A'S GAME-ENDING WINS IN 2009

DATE	OPP	RESULT	NOTE
April 14	Boston	6-5 (12)	Buck single
June 11	Minnesota	4-3	Davis single
August 3	Texas	3-2	Davis pinch hit triple
August 16	Chicago	3-2	Ellis home run
August 22	Detroit	3-2	Suzuki single

DESIGNATED HITTERS: A's designated hitters batted .251 with 24 home runs and 81 RBI...ranked seventh in the American League in batting, tied for eighth in home runs and 11th in RBI...led the AL in strikeouts (170), ranked second in walks (85) and were fourth in on-base percentage (.351)...had the fourth lowest slugging percentage (.419)...the strikeouts set an Oakland record for designated hitters, topping the previous mark of 163 set in 1987 and matched in 2008...grounded into just seven double plays, which was the fewest in the AL and tied for the fewest in Oakland history in a non-strike season (1976)...tied for second in the AL with seven stolen bases...when Jack Cust stole second base May 2 at Seattle, it was the first stolen base by an A's starting DH since Erubiel Durazo on May 4, 2005 against Texas.

INTERLEAGUE PLAY: The A's went 5-13 (.278) in interleague play, which tied Cleveland for the worst record in the majors...it was the A's worst record ever in interleague play and just the third time in 13 seasons they finished with a losing record against the National League...went 7-9 (.438) in 1997 and 8-10 (.444) in 2006...had the sixth lowest interleague batting average (.244) and the 17th best ERA (4.06)...walked just 46 times, which was the fewest by an Oakland team in interleague games...the A's are now 62-64 (.492) in interleague play since 2003 but are 128-102 (.557) all-time, which is tied for the fourth best record in the majors.

**BEST INTERLEAGUE
WON-LOSS PERCENTAGE**

	W	L	PCT.
New York (AL)	133	95	.583
Minnesota	132	96	.579
Chicago (AL)	128	101	.559
Oakland	128	102	.557
Los Angeles (AL)	128	102	.557

WINS AND LOSSES: The A's went 23-34 (.404) against American League West teams, which was Oakland's third-worst record ever in divisional play...were 11-25 (.306) in 1997 and 25-53 (.321) in 1979...2009 was the third consecutive season the A's finished with a losing record in divisional games, which is their longest such streak since 1985-87, when they also had three straight...with a 5-13 record against the National League West, the A's had a 28-47 (.373) record against Western Division teams and a combined 47-40 (.540) against the Central and East...posted their best record against Baltimore (5-1) and their worst against San Francisco (1-5) and New York (2-7)...went 5-14 against Seattle, tying the Oakland record for losses against one team...also went 5-14 against Seattle in 2007 and were 4-14 against Minnesota in 1973...were 21-33 (.389) against teams that made the playoffs and 54-54 (.500) against everyone else...compiled a 19-31 (.380) record in games in which the opponent started a left-handed pitcher, compared to 56-56 (.500) against right-handed starters...had the second worst record against left-handers in the AL to Kansas City (20-36, .357) and it was the third worst mark in Oakland history...went 19-39 (.328) in 1979 and 19-34 (.358) in 1977...had a mark of 65-1 when leading after eight innings, which was the second best mark in the AL (Detroit, 73-0)...it was the fourth best record in Oakland history and it was the best since 2002, when the A's were 91-0...were 43-30 (.589) when scoring first and 32-57 (.360) when the opponents scores first...posted a 33-15 (.688) mark when hitting more home runs than the opposition and 16-48 (.250) when they were outthomered...had a 66-27 (.710) record when scoring four runs or more, but were 9-60 (.130) when scoring three runs or less...were 52-33 (.612) when stealing a base, 23-54 (.299) with no steals...had a 5-14 (.263) record following a day off.

ATTENDANCE: The A's drew 1,408,783 fans in 2009, which ranked last in the Major Leagues...it was the A's lowest attendance since 1998 when they drew 1,232,339...it marked the sixth consecutive season the A's attendance decreased...it marked the sixth time in Oakland history the A's finished last in the majors in attendance (1977-79, 1996-97)...averaged 17,392 fans per game, which was more than 1,000 fewer than the next closest team (Florida, 18,771)...it was more than 5,000 fewer than the next closest American League team (Kansas City, 22,474)...had five sellouts...drew 2,316,520 on the road, which was fifth best in the AL.

FINAL STATISTICS

+ = ROOKIE

PLAYER	AVG	G	AB	R	H	TB	2B	3B	HR	RBI	SH	SF	HP	BB	IBB	SO	SB	CS	DP	GI			
																				E	SLG	OBP	
+Anderson,B	.000	30	3	0	0	0	0	0	0	0	0	0	0	0	0	0	0	0	0	0	0	0.000	.000
Barton,D	.269	54	160	31	43	66	12	1	3	24	1	3	2	26	0	25	0	2	1	1	1	.413	.372
Braden,D	.000	22	3	0	0	0	0	0	0	1	0	0	0	0	0	0	0	0	0	0	0	3.000	.000
Buck,T	.219	36	105	11	23	35	3	0	3	10	0	0	0	10	0	20	1	1	0	0	0	.333	.287
Cabrera,O	.280	101	414	41	116	151	23	0	4	41	5	4	0	25	1	39	11	4	13	14	14	.365	.318
+Cahill,T	.500	32	2	1	1	1	0	0	0	0	0	0	0	0	0	0	0	0	0	0	1	.500	.500
+Carson,M	.286	10	21	1	6	9	0	0	1	5	0	1	0	0	0	7	0	0	0	0	0	.429	.273
Chavez,E	.100	8	30	0	3	4	1	0	0	1	0	0	0	1	0	7	0	0	0	0	0	.133	.129
Crosby,B	.223	97	238	35	53	85	10	2	6	29	4	4	2	24	0	44	2	1	7	8	8	.357	.295
+Cunningham,A	.151	23	53	6	8	13	2	0	1	6	0	0	1	3	0	16	0	0	3	2	2	.245	.211
Cust,J	.240	149	513	88	123	214	16	0	25	70	0	4	2	93	5	185	4	1	7	2	2	.417	.356
Davis,R	.305	125	390	65	119	165	27	5	3	48	2	4	7	29	0	70	41	12	12	4	4	.423	.360
Denorfia,C	.000	4	2	1	0	0	0	0	0	1	0	0	0	0	0	0	0	0	0	0	0	0.000	.000
Ellis,M	.263	105	377	52	99	152	23	0	10	61	3	5	2	23	1	54	10	3	10	5	4	.305	.305
+Everidge,T	.224	24	85	13	19	31	6	0	2	7	1	1	2	8	1	17	0	0	6	1	1	.363	.302
Garciparra,N	.281	65	160	17	45	62	8	0	3	16	0	1	0	8	1	28	2	0	4	0	4	.388	.314
Giambi,J	.193	83	269	39	52	98	13	0	11	40	0	2	7	50	1	72	0	0	6	3	6	.364	.332
Gonzalez,E	1.000	26	2	0	2	2	0	0	0	0	0	0	0	0	0	0	0	0	0	0	0	11.000	1.000
Hairston,S	.236	60	233	24	55	91	13	1	7	35	0	5	2	8	0	38	3	2	5	1	3	.391	.262
Hannahan,J	.193	52	119	12	23	36	6	2	1	8	1	0	1	13	0	36	0	0	2	4	3	.303	.278
Holliday,M	.286	93	346	52	99	157	23	1	11	54	0	2	6	46	3	58	12	3	8	4	4	.454	.378
Kennedy,A	.289	129	529	65	153	217	29	1	11	63	5	3	4	45	2	86	20	6	8	20	4	.410	.348
+Mazzaro,V	.000	17	0	0	0	0	0	0	0	0	0	0	0	0	0	0	0	0	0	0	0	1.000	.000
Munson,E	.000	1	1	0	0	0	0	0	0	0	0	0	0	0	0	0	0	0	0	0	0	0.000	.000
+Outman,J	.000	14	2	0	0	0	0	0	0	0	0	0	0	0	0	1	0	0	0	0	0	1.000	.000
Patterson,E	.287	39	94	15	27	37	5	1	1	11	0	2	0	14	0	25	6	1	0	2	2	.394	.373
+Pennington,C	.279	60	208	27	58	87	11	3	4	21	1	0	1	19	0	46	7	5	5	8	4	.418	.342
Petit,G	.226	11	31	2	7	8	1	0	1	0	0	0	0	0	0	6	0	0	2	1	2	.258	.226
+Powell,L	.229	46	140	19	32	60	7	0	7	30	0	1	0	14	0	36	0	0	3	4	4	.429	.297
Suzuki,K	.274	147	570	74	156	240	37	1	15	88	1	7	8	28	0	59	8	2	14	5	4	.421	.313
Sweeney,R	.293	134	484	68	142	197	31	3	6	53	2	5	3	40	1	67	6	5	14	3	4	.407	.348
Tomko,B	.000	6	0	0	0	0	0	0	0	0	0	0	0	0	0	0	0	0	0	0	0	0.000	.000
PITCHERS	.250	162	12	1	3	3	0	0	0	5	0	0	0	0	0	5	0	0	0	13	250	.250	
OAKLAND	.262	162	5584	759	1464	2218	307	21	135	723	31	54	50	527	16	1046	133	48	130	105	.397	.328	
OPPONENTS	.265	162	5604	761	1486	2315	305	28	156	733	33	47	36	523	30	1124	92	38	129	102	.413	.329	

PITCHER	W	L	ERA	G	GS	CG	GF	SHO	SV	IP	H	R	ER	HR	HB	BB	IBB	SO	WP	BK	AVG
+Bailey,A	6	3	1.84	68	0	0	54	0	26	83.1	49	17	17	5	0	24	3	91	6	0	.167
Blevins,J	0	0	4.84	20	0	0	5	0	0	22.1	19	12	12	2	0	6	1	23	0	0	.229
Braden,D	8	9	3.89	22	22	0	0	0	0	136.2	144	63	59	9	2	42	2	81	1	0	.268
Breslow,C	7	5	2.60	60	0	0	4	0	0	55.1	37	20	16	5	2	18	0	44	0	1	.191
(Total)	8	7	3.36	77	0	0	9	0	0	69.2	48	31	26	8	3	29	0	55	3	1	.197
+Cahill,T	10	13	4.63	32	32	0	0	0	0	178.2	185	99	92	27	4	72	1	90	5	0	.270
Cameron,K	0	0	3.44	11	0	0	4	0	1	18.1	15	7	7	1	0	6	0	15	0	0	.221
Casilla,S	1	2	5.96	46	0	0	15	0	0	48.1	61	36	32	6	3	25	3	35	5	0	.303
Eveland,D	2	4	7.16	13	9	0	2	0	0	44.0	70	39	35	4	0	26	1	22	2	0	.365
Gallagher,S	1	2	8.16	6	2	0	3	0	0	14.1	21	16	13	1	2	7	0	10	1	0	.350
Giese,D	0	3	5.32	7	1	0	2	0	0	22.0	22	13	13	5	0	9	1	11	0	0	.262
Gonzalez,E	0	4	5.51	26	6	0	10	0	0	65.1	76	41	40	4	6	28	4	39	4	0	.292
+Gonzalez,G	6	7	5.75	20	17	0	0	0	0	98.2	113	68	63	14	1	56	2	109	2	0	.288
+Gray,J	0	1	3.76	24	0	0	11	0	0	26.1	30	12	11	3	2	4	1	19	0	0	.278
+Kilby,B	1	0	0.53	11	1	0	1	0	0	17.0	10	2	1	1	0	4	0	20	0	0	.164
Marshall,J	0	2	14.73	10	0	0	2	0	0	7.1	13	12	12	1	1	0	0	1	0	0	.406
+Mazzaro,V	4	9	5.32	17	17	0	0	0	0	91.1	120	61	54	12	4	39	3	59	5	0	.319
+Meloan,J	0	0	0.00	6	0	0	2	0	0	8.1	3	1	0	0	0	2	0	11	0	0	.111
+Mortensen,C	2	4	7.81	6	6	0	0	0	0	27.2	37	28	24	5	2	12	0	11	1	0	.319
+Outman,J	4	1	3.48	14	12	0	1	0	0	67.1	53	30	26	9	0	25	0	53	1	0	.212
+Reineke,C	0	0	7.20	1	1	0	0	0	0	5.0	7	4	4	2	1	0	0	1	0	0	.333
+Rodriguez,H	0	0	2.25	3	0	0	1	0	0	4.0	4	2	1	0	1	2	0	4	3	0	.235
Springer,R	0	1	4.10	48	0	0	11	0	0	41.2	52	20	19	5	0	14	2	47	0	0	.299
Tomko,B	4	1	2.95	6	6	1	0	1	0	36.2	31	12	12	7	1	6	0	22	1	0	.230
(Total)	5	3	3.77	21	6	1	7	1	0	57.1	50	24	24	12	1	13	0	33	2	0	.236
Wuertz,M	6	1	2.63	74	0	0	9	0	4	78.2	52	25	23	6	0	23	1	102	6	0	.188
Ziegler,B	2	4	3.07	69	0	0	23	0	7	73.1	82	27	25	2	1	28	4	54	0	0	.293
OAKLAND	75	87	4.26	162	162	2	160	10	38	1447.1	1486	761	685	156	36	523	30	1124	43	2	.265
OPPONENTS	87	75	4.38	162	162	7	155	9	50	1452.2	1464	759	707	135	50	527	16	1046	58	5	.262

FIELDING STATISTICS

PITCHER	PCT	G	GS	PO	A	E	TC	DP	TP
+Anderson,B	1.000	30	30	0	29	0	29	5	0
+Bailey,A	.941	68	0	7	9	1	17	0	0
Blevins,J	1.000	20	0	0	1	0	1	0	0
Braden,D	.875	22	22	6	15	3	24	1	0
Breslow,C	1.000	60	0	5	4	0	9	0	0
+Cahill,T	.972	32	32	6	29	1	36	1	0
Cameron,K	.667	11	0	1	1	1	3	0	0
Casilla,S	.875	46	0	2	5	1	8	1	0
Eveland,D	.857	13	9	0	6	1	7	0	0
Gallagher,S	1.000	6	2	0	2	0	2	0	0
Giese,D	1.000	7	1	3	2	0	5	0	0
Gonzalez,E	.923	26	6	2	10	1	13	1	0
+Gonzalez,G	.938	20	17	1	14	1	16	1	0
+Gray,J	1.000	24	0	2	2	0	4	1	0
+Kilby,B	1.000	11	1	0	1	0	1	0	0
Marshall,J	1.000	10	0	1	1	0	2	0	0
*+Mazzaro,V	.857	17	17	1	5	1	7	0	0
+Meloan,J	.000	6	0	0	0	0	0	0	0
+Mortensen,C	.833	6	6	2	3	1	6	0	0
*+Outman,J	.833	14	12	2	3	1	6	0	0
+Reineke,C	.000	1	1	0	0	0	0	0	0
+Rodriguez,H	1.000	3	0	1	0	0	1	0	0
Springer,R	1.000	48	0	1	0	0	1	0	0
Tomko,B	1.000	6	6	0	2	0	2	1	0
Wuertz,M	1.000	74	0	4	7	0	11	0	0
Ziegler,B	1.000	69	0	10	13	0	23	3	0

CATCHER	PCT	G	GS	PO	A	E	TC	DP	TP	PB
+Powell,L	.987	36	30	214	13	3	230	4	0	2
Suzuki,K	.995	135	132	923	68	5	996	7	0	3

FIRST BASE	PCT	G	GS	PO	A	E	TC	DP	TP
Barton,D	.998	51	46	418	25	1	444	39	0
Crosby,B	1.000	54	24	235	13	0	248	26	0
+Everidge,T	.993	21	19	138	11	1	150	11	0
GarciaParra,N	1.000	16	11	95	5	0	100	13	0
Giambi,J	.993	58	58	441	17	3	461	45	0
Hannahan,J	1.000	1	0	1	0	0	1	0	0
Kennedy,A	1.000	1	0	1	0	0	1	0	0
+Powell,L	.977	6	4	39	4	1	44	5	0

SECOND BASE	PCT	G	GS	PO	A	E	TC	DP	TP
Crosby,B	.952	5	4	12	8	1	21	3	0
Ellis,M	.990	105	102	197	285	5	487	68	0
Hannahan,J	.000	1	0	0	0	0	0	0	0
Kennedy,A	.967	50	49	87	121	7	215	30	0
Patterson,E	.900	5	3	9	9	2	20	1	0
Petit,G	.967	8	4	14	15	1	30	5	0

THIRD BASE	PCT	G	GS	PO	A	E	TC	DP	TP
Chavez,E	1.000	8	8	5	15	0	20	2	0
Crosby,B	.931	42	33	23	72	7	102	6	0
GarciaParra,N	1.000	6	6	1	8	0	9	0	0
Hannahan,J	.969	51	34	35	89	4	128	10	0
Kennedy,A	.941	82	78	50	156	13	219	8	0
Petit,G	1.000	3	3	1	4	0	5	0	0

SHORTSTOP	PCT	G	GS	PO	A	E	TC	DP	TP
Cabrera,O	.968	101	100	156	273	14	443	63	0
Crosby,B	1.000	6	2	1	8	0	9	2	0
+Pennington,C	.971	60	60	90	181	8	279	41	0

OUTFIELD	PCT	G	GS	PO	A	E	TC	DP	TP
Buck,T	1.000	32	27	61	0	0	61	0	0
+Carson,M	1.000	9	6	12	0	0	12	0	0
Crosby,B	.000	1	0	0	0	0	0	0	0
+Cunningham,A	.917	23	14	22	0	2	24	0	0
Cust,J	.972	51	50	69	1	2	72	1	0
Davis,R	.986	116	97	265	8	4	277	1	0
Denorfia,C	.000	3	0	0	0	0	0	0	0
Hairston,S	.992	56	54	120	1	1	122	1	0
Holliday,M	.980	93	92	189	6	4	199	1	0
Kennedy,A	1.000	1	0	1	0	0	1	0	0
Patterson,E	1.000	31	25	41	1	0	42	0	0
Sweeney,R	.991	132	121	319	11	3	333	2	0

DAY-BY-DAY RESULTS

DATE	G	OPP	W-L	SCORE	REC	POS	GA/GB	LEADER AND LEAD	WINNER	LOSER	SAVE	ATT.	CUM. ATT.
4/6	1	at LAA	L	0-3	0-1	4	-1	LAA/SEA/TEX --	Saunders	Braden	Fuentes	43,220*	43,220
4/7	2	at LAA	W	6-4	1-1	t2	-½	TEX	½ Wuertz	Jepsen	Ziegler	43,396*	86,616
4/8	3	at LAA	W	6-4	2-1	2	-½	TEX	½ Bailey	Fuentes	Ziegler	43,283*	129,899
4/9		at LAA		PPD		2	-1	TEX	1				
(3 dates)													
4/10	4	SEA	L	4-5	2-2	t3	-1	TEX	½ Jakubauskas	Anderson	Aardsma	36,067*	36,067
4/11	5	SEA	L	5-8	2-3	t3	-1½	SEA	½ Batista	Casilla	Morrow	19,560	55,627
4/12	6	SEA	L	0-1	2-4	4	-2½	SEA	1½ Bedard	Cahill	Aardsma	12,127	67,754
4/13	7	BOS	W	8-2	3-4	t3	-2	SEA	1½ Braden	Lester		21,331	89,085
4/14	8	BOS	W	6-5 (12)	4-4	2	-2	SEA	2 Gallagher	Lopez		22,132	111,217
4/15	9	BOS	L	2-8	4-5	t2	-3	SEA	3 WAKEFIELD	Anderson		35,067*	146,284
(6 dates)													
4/16		OFF DAY				t2	-2½	SEA	2½				
4/17	10	at TOR	W	8-5	5-5	2	-2½	SEA	2½ Bailey	League	Ziegler	18,272	148,171
4/18	11	at TOR	L	2-4 (12)	5-6	2	-2½	SEA	2½ Frasier	Giese		21,698	169,869
4/19	12	at TOR	L	0-1	5-7	t2	-2½	SEA	2½ Romero	Braden	Ryan	22,164	192,033
4/20		at NYY		PPD, Rain		t2	-2½	SEA	2½				
4/21	13	at NYY	L	3-5	5-8	t3	-3½	SEA	3½ Pettitte	Eveland	Rivera	42,065	234,098
4/22	14	at NYY	L	7-9 (14)	5-9	t3	-3½	SEA	2½ Veras	Giese		43,342	277,440
(8 dates)													
4/23		OFF DAY				4	-4	SEA	3½				
4/24	15	TB	L	2-8	5-10	4	-5	SEA	3½ Kazmir	Cahill		20,140	166,424
4/25	16	TB	W	5-2	6-10	3	-5	SEA	3½ Braden	Garza	Ziegler	15,432	181,856
4/26	17	TB	W	7-1	7-10	3	-4	SEA	3½ Eveland	Sonnenstine		18,689	200,545
(9 dates)													
4/27		OFF DAY				3	-4	SEA	3				
4/28	18	at TEX	L	4-5	7-11	4	-4½	SEA	2½ Millwood	Wuertz	Francisco	12,627	290,067
4/29		at TEX		PPD, Rain		4	-4	SEA	2				
4/30	19	at TEX	W	4-2	8-11	t3	-3½	SEA	2½ Braden	Padilla	Wuertz	13,802	303,869
5/1	20	at SEA	L	7-8	8-12	t3	-4½	SEA	3½ Kelley	Springer		25,760	329,629
5/2	21	at SEA	W	3-2	9-12	t3	-3½	SEA	2½ Bailey	Aardsma	Wuertz	29,495	359,124
5/3	22	at SEA	L	7-8 (15)	9-13	4	-4½	SEA	2½ Vargas	Eveland		29,975	389,099
(13 dates)													
5/4	23	LAA	L	2-5	9-14	4	-4½	SEA	1½ Saunders	Anderson	Fuentes	10,397	210,942
5/5	24	LAA	L	3-5	9-15	4	-4½	SEA	½ Loux	Braden	Fuentes	13,298	224,240
5/6	25	TEX	L	2-3	9-16	4	-5	TEX	½ Feldman	Giese	Francisco	15,342	239,582
5/7	26	TEX	W	9-4	10-16	4	-4	TEX	½ Cahill	McCarthy		13,702	253,284
5/8	27	TOR	W	5-3	11-16	4	-4	TEX	1½ Wuertz	RICHMOND	Bailey	14,103	267,387
5/9	28	TOR	L	4-6	11-17	4	-4	TEX	½ Tallet	Gallagher		15,817	283,204
5/10	29	TOR	L	0-5	11-18	4	-5	TEX	½ Cecil	Braden		15,126	298,330
5/11		OFF DAY				4	-5	TEX	½				
5/12	30	KC	W	12-3	12-18	4	-5	TEX	1½ Cahill	Hochevar		10,156	308,486
5/13	31	KC	W	7-2	13-18	4	-5	TEX	1½ Outman	Bannister		16,057	324,543
(18 dates)													
5/14		OFF DAY				4	-5½	TEX	1½				
5/15	32	at DET	L	1-14	13-19	4	-6½	TEX	2½ Jackson	Anderson		26,770	415,869
5/16	33	at DET	L	1-9	13-20	4	-7½	TEX	3½ Porcello	Braden		31,554	447,423
5/17	34	at DET	L	7-11	13-21	4	-8½	TEX	4½ Miner	Cahill		27,535	474,958
5/18	35	at TB	L	4-13	13-22	4	-9	TEX	4 Niemann	Gallagher		11,420	486,378
5/19	36	at TB	W	4-1 (11)	14-22	4	-8	TEX	3 Casilla	Wheeler		12,842	499,220
5/20	37	at TB	W	7-6	15-22	4	-7	TEX	3 Anderson	Kazmir	Ziegler	13,721	512,941
5/21	38	at TB	L	5-6	15-23	4	-7	TEX	2 Nelson	Ziegler		14,374	527,315
(20 dates)													
5/22	39	ARI	L	1-2	15-24	4	-8	TEX	2 Buckner	Cahill	Rauch	13,586	338,129
5/23	40	ARI	L	7-8 (11)	15-25	4	-9	TEX	3 Pena	Breslow	Qualls	21,295	359,424
5/24	41	ARI	W	6-2	16-25	4	-9	TEX	3 Outman	Garland		13,792	373,216
5/25	42	SEA	W	6-1	17-25	4	-8	TEX	3 Anderson	Jakubauskas	Cameron	15,280	388,496
5/26	43	SEA	W	4-3	18-25	4	-8	TEX	4 Braden	Batista	Bailey	10,371	398,867
5/27	44	SEA	L	1-6	18-26	4	-8	TEX	3 Bedard	Cahill		30,012	428,879
(24 dates)													

DATE	G	OPP	W-L	SCORE	REC	POS	GA/GB	LEADER AND LEAD	WINNER	LOSER	SAVE	ATT.	CUM. ATT.
5/28		OFF DAY			4	-8	TEX	3					
5/29	45	at TEX (1)	L	3-6	18-27				Wilson	Casilla	Francisco		
	46	at TEX (2)	L	2-5	18-28	4	-10	TEX	4½	Feldman	Gonzalez, E	Wilson	30,496 557,811
5/30	47	at TEX	L	1-14	18-29	4	-11	TEX	5½	McCarthy	Anderson		45,325 603,136
5/31	48	at TEX	W	5-4	19-29	4	-10	TEX	4½	Bailey	Francisco		22,952 626,088
6/1	49	at CWS	L	2-6	19-30	4	-10½	TEX	4½	Thornton	Breslow		26,038 652,126
6/2	50	at CWS	W	5-0	20-30	4	-9½	TEX	4½	Mazzaro	Colon		20,519 672,645
6/3	51	at CWS	W	5-3	21-30	4	-9½	TEX	4½	Outman	Richard	Bailey	23,207 695,852
6/4	52	at CWS	W	7-0	22-30	4	-8½	TEX	3½	Anderson	Buehrle		18,219 714,071
(27 dates)													
6/5	53	BAL	W	9-1	23-30	4	-8½	TEX	3½	Braden	Guthrie		12,608 441,487
6/6	54	BAL	W	9-4	24-30	4	-7½	TEX	3½	Cahill	Berken		20,267 461,754
6/7	55	BAL	W	3-0	25-30	4	-7½	TEX	4½	Mazzaro	Hill	Bailey	17,208 478,962
6/8	56	MIN	W	4-3	26-30	4	-6½	TEX	4	Outman	Ayala	Bailey	10,181 489,143
6/9	57	MIN	L	5-10	26-31	4	-6½	TEX	3	Baker	Anderson	Nathan	10,127 499,270
6/10	58	MIN	L	3-6	26-32	4	-7	TEX	3½	Guerrier	Bailey	Nathan	18,074 517,344
6/11	59	MIN	W	4-3	27-32	4	-7	TEX	4½	Ziegler	Henn		13,383 530,727
(31 dates)													
6/12	60	at SF	L	0-3	27-33	4	-8	TEX	4½	LINCECUM	Mazzaro		36,035 750,106
6/13	61	at SF	L	2-5	27-34	4	-8	TEX	3½	Johnson	Outman	Wilson	37,874 787,980
6/14	62	at SF	L	1-7	27-35	4	-8	TEX	2½	CAIN	Anderson		37,728 825,708
6/15		OFF DAY				4	-8	TEX	2				
6/16	63	at LAD	L	4-5 (10)	27-36	4	-9	TEX	2	Mota	Ziegler		41,169 866,877
6/17	64	at LAD	W	5-4	28-36	4	-9	TEX	2	Cahill	Kuroda	Bailey	46,274 913,151
6/18	65	at LAD	L	2-3	28-37	4	-9	TEX	1½	Leach	Ziegler	Troncoco	50,492 963,643
6/19	66	at SD	W	7-5	29-37	4	-8	TEX	½	Wuertz	Mujica	Bailey	20,019 983,662
6/20	67	at SD	W	6-3	30-37	4	-7	TEX	½	Wuertz	Meredith	Bailey	28,074 1,011,736
6/21	68	at SD	L	1-4	30-38	4	-7	TEX	½	Correia	Braden	Bell	27,249 1,038,985
(36 dates)													
6/22	69	SF	W	5-1	31-38	4	-6½	TEX	1	Cahill	Sanchez	Ziegler	27,324 558,051
6/23	70	SF	L	1-4	31-39	4	-6½	TEX/LAA	--	LINCECUM	Mazzaro		32,854 590,905
6/24	71	SF	L	3-6	31-40	4	-7½	TEX/LAA	--	Johnson	Gonzalez, G	Wilson	35,067* 625,972
6/25		OFF DAY				4	-8	TEX	½				
6/26	72	COL	L	2-4	31-41	4	-9	TEX	½	Hammel	Braden	Street	20,872 646,844
6/27	73	COL	L	9-11	31-42	4	-9½	LAA	½	De La Rosa	Cahill	Street	18,624 665,468
6/28	74	COL	L	1-3	31-43	4	-10½	LAA	1½	Cook	Mazzaro	Street	15,701 681,169
6/29	75	DET	W	7-1	32-43	4	-10½	LAA	2½	Anderson	Porcello		10,563 691,732
6/30	76	DET	L	3-5	32-44	4	-10½	LAA	1½	Galaraga	Gonzalez, G		12,126 703,858
7/1	77	DET	W	5-1	33-44	4	-9½	LAA	½	Braden	Verlander		21,238 725,096
(40 dates)													
7/2		OFF DAY				4	-10	LAA	1				
7/3	78	at CLE	L	3-15	33-45	4	-10	LAA/TEX	--	Huff	Cahill		26,557 1,065,542
7/4	79	at CLE	L	2-5	33-46	4	-11	LAA/TEX	--	Pavano	Mazzaro	Wood	24,501 1,090,043
7/5	80	at CLE	W	5-2	34-46	4	-11	LAA/TEX	--	Gonzalez, G	Lee	Bailey	19,105 1,109,148
7/6	81	at BOS	W	6-0	35-46	4	-11	LAA	1	ANDERSON	Smoltz		38,294* 1,147,442
7/7	82	at BOS	L	2-5	35-47	4	-11	LAA/TEX	--	Beckett	Eveland	Papelbon	37,676* 1,185,118
7/8	83	at BOS	L	4-5	35-48	4	-12	TEX	1	Wakefield	Cahill	Papelbon	37,981* 1,223,099
7/9		OFF DAY				4	-11½	TEX	½				
7/10	84	at TB	L	0-6	35-49	4	-12½	TEX	½	NIEMANN	Mazzaro		20,358 1,243,457
7/11	85	at TB	W	7-2	36-49	4	-12	LAA	½	Braden	Garza		33,273 1,276,730
7/12	86	at TB	W	7-3	37-49	4	-12	LAA	1½	Wuertz	Wheeler	Bailey	29,727 1,306,457
(45 dates)													
7/13-15		ALL-STAR BREAK			37-49	4	-12	LAA	1½				
7/16	87	LAA	L	2-6	37-50	4	-13	LAA	2	Santana	Braden	Fuentes	11,113 736,209
7/17	88	LAA	W	7-3	38-50	4	-12	LAA	2	Breslow	Saunders		17,147 753,356
7/18	89	LAA	L	6-11	38-51	4	-13	LAA	3	Oliver	Mazzaro		16,475 769,831
7/19	90	LAA	L	0-1 (10)	38-52	4	-14	LAA	3	Lackey	Bailey	Fuentes	18,539 788,370
7/20	91	MIN	W	14-13	39-52	4	-13½	LAA	2½	Breslow	Mijares	Wuertz	10,283 798,653
7/21	92	MIN	L	2-3 (10)	39-53	4	-15	LAA	3	Guerrier	Bailey	Nathan	12,027 810,680
7/22	93	MIN	W	16-1	40-53	4	-15	LAA	3	Cahill	Perkins		22,031 832,711
(47 dates)													

Day-By-Day Results, continued

DATE	G	OPP	W-L	SCORE	REC	POS	GA/		LEADER		WINNER	LOSER	SAVE	ATT.	CUM.	
							GB	AND LEAD	AND LEAD	ATT.					ATT.	
7/23	94	at NYY	L	3-6	40-54	4	-16	LAA	3½	Sabathia	Mazzaro	Hughes	24,799	1,331,256		
7/24	95	at NYY	L	3-8	40-55	4	-17	LAA	3½	Chamberlain	Anderson		46,086	1,377,342		
7/25	96	at NYY	W	6-4	41-55	4	-17	LAA	4½	Gonzalez, G	Pettitte	Bailey	46,412	1,423,754		
7/26	97	at NYY	L	5-7	41-56	4	-17	LAA	3½	Coke	Braden	Rivera	46,163	1,469,917		
7/27	98	at BOS	L	3-8	41-57	4	-17	LAA	2½	Beckett	Cahill		37,955*	1,507,872		
7/28	99	at BOS	W	9-8 (11)	42-57	4	-17	LAA	2½	Breslow	Delcarmen	Bailey	38,084*	1,545,956		
7/29	100	at BOS	W	8-6	43-57	4	-17	LAA	3½	Anderson	Penny	Bailey	38,193*	1,584,149		
7/30	101	at BOS	L	5-8	43-58	4	-17½	LAA	3	Delcarmen	Breslow	Papelbon	37,919*	1,622,068		
(53 dates)																
7/31	102	TOR	W	8-5	44-58	4	-17½	LAA	3	Braden	Richmond	Bailey	12,151	844,862		
8/1	103	TOR	L	5-6	44-59	4	-18½	LAA	4	Cecil	Cahill	Frasor	35,067*	879,929		
8/2	104	TOR	L	2-7	44-60	4	-19½	LAA	4	Romero	Mazzaro		13,070	892,999		
8/3	105	TEX	W	3-2	45-60	4	-19	LAA	4½	Wuertz	Wilson		10,523	903,522		
8/4	106	TEX	W	6-0	46-60	4	-18	LAA	4½	Gonzalez, G	Holland		10,781	914,303		
8/5	107	TEX	W	7-5	47-60	4	-17	LAA	4½	Breslow	Padilla	Bailey	20,560	934,863		
8/6	108	TEX	L	4-6	47-61	4	-18	LAA	4½	Hunter	Cahill	Wilson	17,214	952,077		
(54 dates)																
8/7	109	at KC	W	9-4	48-61	4	-17	LAA	3½	Mazzaro	Bannister		21,918	1,643,986		
8/8	110	at KC	L	6-12	48-62	4	-18	LAA	4½	Greinke	Mortensen		29,818	1,673,804		
8/9	111	at KC	W	6-3	49-62	4	-17	LAA	3½	Anderson	Hochevar	Bailey	19,439	1,693,243		
8/10	112	at BAL	W	9-1	50-62	4	-17	LAA	3½	Gonzalez, G	Guthrie		14,688	1,707,931		
8/11	113	at BAL	L	2-3	50-63	4	-18	LAA	5	Hernandez	Cahill	Johnson	23,006	1,730,937		
8/12	114	at BAL	W	6-3	51-63	4	-18	LAA	5	Mazzaro	Berken	Bailey	19,128	1,750,065		
(59 dates)																
8/13		OFF DAY				4	-18	LAA	4½							
8/14	115	CWS	L	7-8 (10)	51-64	4	-18	LAA	4½	Dotel	Breslow	Jenks	20,348	972,425		
8/15	116	CWS	L	1-8	51-65	4	-19	LAA	4½	Floyd	Gonzalez, G		17,742	990,167		
8/16	117	CWS	W	3-2	52-65	4	-19	LAA	4½	Bailey	Jenks		20,241	1,010,408		
8/17	118	NYW	W	3-0	53-65	4	-19	LAA	4½	Tomko	BURNETT	Bailey	24,409	1,034,817		
8/18	119	NYW	L	2-7	53-66	4	-20	LAA	5½	Sabathia	Marshall		25,383	1,060,200		
8/19	120	NYW	L	2-3	53-67	4	-21	LAA	6½	Aceves	Anderson	Rivera	35,067*	1,095,267		
8/20		OFF DAY				4	-20½	LAA	5½							
8/21	121	DET	L	2-3	53-68	4	-20½	LAA	5½	Jackson	Gonzalez, G	Rodney	15,927	1,111,194		
8/22	122	DET	W	3-2	54-68	4	-20½	LAA	6½	Bailey	Miner		26,266	1,137,460		
8/23	123	DET	W	9-4	55-68	4	-19½	LAA	5½	Tomko	Porcello		17,690	1,155,150		
(63 dates)																
8/24	124	at SEA	L	1-3	55-69	4	-19½	LAA	5	Snell	Mazzaro	Aardsma	21,065	1,771,130		
8/25	125	at SEA	L	2-4 (10)	55-70	4	-19½	LAA	4	Lowe	Breslow		17,692	1,788,822		
8/26	126	at SEA	L	3-5	55-71	4	-20½	LAA	5	French	Gonzalez, G	Aardsma	18,703	1,807,525		
8/27	127	at LAA	W	2-0	56-71	4	-19½	LAA	4	Cahill	Santana	Bailey	43,127	1,850,652		
8/28	128	at LAA	L	7-11	56-72	4	-20½	LAA	5	Arredondo	Ziegler	Fuentes	41,912	1,892,564		
8/29	129	at LAA	W	4-3	57-72	4	-19½	LAA	4	Ziegler	Rodriguez	Bailey	43,011	1,935,575		
8/30	130	at LAA	L	1-9	57-73	4	-20½	LAA	5	Lackey	Anderson		38,018	1,973,593		
(66 dates)																
8/31	131	KC	W	8-5	58-73	4	-20½	LAA	6	Breslow	Hochevar	Bailey	10,376	1,165,526		
9/1	132	KC	L	3-4	58-74	4	-20½	LAA	4½	Davies	Marshall	Soria	10,039	1,175,565		
9/2	133	KC	W	10-4	59-74	4	-19½	LAA	3½	Cahill	Bannister		13,920	1,189,485		
9/3	134	SEA	L	4-7	59-75	4	-20	LAA	3½	Snell	Tomko	Aardsma	10,297	1,199,782		
9/4	135	SEA	L	3-6	59-76	4	-21	LAA	3½	Rowland-Smith	Mortensen	Lowe	11,738	1,211,520		
9/5	136	SEA	W	9-5	60-76	4	-21	LAA	4½	Anderson	French	Bailey	16,495	1,228,015		
9/6	137	SEA	W	5-2	61-76	4	-21	LAA	5½	Gonzalez, G	Kelley	Bailey	16,188	1,244,203		
(70 dates)																
9/7		OFF DAY				4	-20½	LAA	5							
9/8	138	at CWS	W	11-3	62-76	4	-20½	LAA	4½	Tomko	Torres		24,317	1,997,910		
9/9	139	at CWS	L	3-4 (13)	62-77	4	-21½	LAA	4½	Dotel	Gonzalez, E		23,703	2,021,613		
9/10		OFF DAY				4	-22	LAA	5							
9/11	140	at MIN	W	12-5	63-77	4	-22	LAA	5½	Mortensen	Blackburn		21,084	2,042,697		
9/12	141	at MIN	W	4-2	64-77	4	-21	LAA	5½	Anderson	Manship	Bailey	24,283	2,066,980		
9/13	142	at MIN	L	0-8	64-78	4	-22	LAA	6	Duensing	Gonzalez, G		21,850	2,088,930		
9/14	143	at TEX	W	9-0	65-78	4	-21	LAA	6	TOMKO	Feldman		13,669	2,102,499		
9/15	144	at TEX	W	6-1	66-78	4	-20	LAA	6	Breslow	McCarthy		15,964	2,118,463		
9/16	145	at TEX	W	4-0	67-78	4	-19	LAA	6	Cahill	Nippert		23,372	2,141,835		
(74 dates)																

DATE	G	OPP	W-L	SCORE	REC	POS	GA/ LEADER		WINNER	LOSER	SAVE	ATT.	CUM. ATT.	
							GB	AND LEAD						
9/17	146	CLE	W	5-2	68-78	4	-19	LAA	6½	Mortensen	Masterson	Bailey	10,873	1,255,076
9/18	147	CLE	W	2-1	69-78	4	-19	LAA	7½	Anderson	Huff	Ziegler	22,893	1,277,969
9/19	148	CLE	W	8-4	70-78	4	-18	LAA	6½	Kilby	Sowers	Wuertz	17,209	1,295,178
9/20	149	CLE	W	11-4	71-78	4	-18	LAA	7½	Eveland	Carmona		15,430	1,310,608
9/21	150	TEX	L	3-10	71-79	4	-19	LAA	7½	Millwood	Gonzalez, E		10,581	1,321,189
9/22	151	TEX	W	9-1	72-79	4	-18	LAA	7½	Cahill	McCarthy		10,475	1,331,664
9/23	152	TEX	L	8-9	72-80	4	-18	LAA	6½	Hunter	Mortensen	Francisco	18,311	1,349,975
9/24	153	TEX	W	12-3	73-80	4	-17½	LAA	7	Anderson	Feldman		11,124	1,361,099
(78 dates)														
9/25	154	at LAA	W	3-0	74-80	4	-16½	LAA	6	Gonzalez, G	Weaver	Bailey	43,242	2,185,077
9/26	155	at LAA	W	15-10	75-80	4	-15½	LAA	5	Breslow	Jepsen		41,014	2,226,091
9/27	156	at LAA	L	4-7	75-81	4	-16½	LAA	6	Saunders	Gonzalez, E	Fuentes	38,718	2,264,809
9/28		OFF DAY				4	-17	LAA	7					
9/29	157	at SEA	L	4-6	75-82	4	-18	LAA	8	Hernandez	Cahill		18,171	2,282,980
9/30	158	at SEA	L	0-7	75-83	4	-19	LAA	9	Morrow	Mortensen		16,934	2,299,914
10/1	159	at SEA	L	2-4	75-84	4	-19	LAA	8	Fister	Anderson	Aardsma	16,606	2,316,520
(80 dates)														
10/2	160	LAA	L	2-5	75-85	4	-20	LAA	8	Weaver	Gonzalez, G	Fuentes	14,554	1,375,653
10/3	161	LAA	L	2-4	75-86	4	-21	LAA	9	Kazmir	Eveland	Fuentes	16,539	1,392,192
10/4	162	LAA	L	3-5	75-87	4	-22	LAA	10	Saunders	Gray	Jepsen	16,591	1,408,783
(81 dates)														

WILD CARD DAY-BY-DAY

DATE	POS	GB	LEADER	LEAD	DATE	POS	GB	LEADER	LEAD	DATE	POS	GB	LEADER	LEAD
7/13-15	9	-13	NYN	2½	8/12	8	-14½	BOS	1½	9/9	t7	-19	BOS	2
7/16	9	-13½	NYN	2½	8/13	8	-14	BOS	½	9/10	8	-19	BOS	2
7/17	9	-13½	NYN	3½	8/14	8	-15	BOS	1½	9/11	8	-18½	BOS	2
7/18	9	-14½	NYN	3½	8/15	8	-15	BOS	½	9/12	8	-18½	BOS	3
7/19	9	-15½	NYN	3½	8/16	8	-14½	TEX	½	9/13	8	-20	BOS	4
7/20	9	-15½	NYorBOS	4½	8/17	8	-14½	TEX	1	9/14	7	-19½	BOS	4½
7/21	9	-15½	BOS	3½	8/18	8	-14½	TEX/BOS	--	9/15	7	-19½	BOS	5½
7/22	8	-14½	BOS	2½	8/19	8	-15½	BOS	1	9/16	7	-19½	BOS	6½
7/23	9	-15	BOS	2½	8/20	8	-16	BOS	1	9/17	7	-18½	BOS	6
7/24	9	-16	BOS	2½	8/21	8	-16	BOS	1	9/18	7	-18½	BOS	7
7/25	t8	-16	BOS	3½	8/22	8	-16	BOS	2	9/19	7	-18½	BOS	7
7/26	9	-16	BOS	2½	8/23	8	-15	BOS	1	9/20	7	-18½	BOS	8
7/27	t9	-17	BOS	2½	8/24	t8	-16	BOS	1½	9/21	7	-18½	BOS	7
7/28	9	-16	BOS	1½	8/25	t8	-17	BOS	1½	9/22	7	-17½	BOS	7
7/29	t8	-15	BOS	1½	8/26	9	-18	BOS	2½	9/23	7	-18½	BOS	7
7/30	9	-16	BOS	1½	8/27	9	-17	BOS	1½	9/24	t6	-18½	BOS	8
7/31	t8	-16	BOS	1½	8/28	9	-18	BOS	2½	9/25	t6	-17½	BOS	7
8/1	t8	-17	BOS	2½	8/29	9	-18	BOS	2½	9/26	t	-16½	BOS	6
8/2	t8	-18	BOS	2½	8/30	9	-19	BOS	3½	9/27	t6	-16½	BOS	6
8/3	8	-17½	BOS	3	8/31	9	-18½	BOS	4	9/28	7	-16	BOS	6
8/4	8	-16½	BOS	3	9/1	9	-19½	BOS	3½	9/29	7	-16	BOS	6
8/5	8	-15½	BOS	3	9/2	8	-18½	BOS	2½	9/30	7	-16	BOS	6
8/6	8	-15½	BOS	2	9/3	8	-19½	BOS	3	10/1	t7	-17	BOS	6
8/7	8	-14½	BOS	1	9/4	9	-19½	BOS	2	10/2	t7	-18	BOS	6
8/8	8	-14½	BOS	1	9/5	8	-18½	BOS	2	10/3	t7	-19	BOS	7
8/9	8	-13½	BOS/TEX	--	9/6	8	-18½	BOS	3	10/4	t7	-20	BOS	8
8/10	8	-13½	BOS	½	9/7	t7	-18	BOS	2½					
8/11	8	-14½	BOS	1½	9/8	t7	-18	BOS	2					

CLUB STATISTICS

	Home		Road		Totals			Home		Road		Totals	
	W	L	W	L	W	L		W	L	W	L	W	L
AL West													
vs. Los Angeles	1	8	6	4	7	12	Shutouts	3	3	7	6	10	9
vs. Seattle	4	6	1	8	5	14	Sho - Individual	0	0	2	2	2	2
vs. Texas	6	4	5	4	11	8	Extra Innings	1	4	2	6	3	10
Totals vs. West	11	18	12	16	23	34	One-Run Decisions	9	13	6	10	15	23
							Two-Run Decisions	2	9	9	9	11	18
AL Central	W	L	W	L	W	L	vs. LH Starters	11	16	8	15	19	31
vs. Chicago	1	2	4	2	5	4	vs. RH Starters	29	25	27	31	56	56
vs. Cleveland	4	0	1	2	5	2	Grass Fields	40	41	28	40	68	81
vs. Detroit	4	2	0	3	4	5	Artificial Fields	0	0	7	6	7	6
vs. Kansas City	4	1	2	1	6	2	Day Games	16	14	9	13	25	27
vs. Minnesota	4	3	2	1	6	4	Night Games	24	27	26	33	50	60
Totals vs. Central	17	8	9	9	26	17							
									Oak		Opp.		
AL East	W	L	W	L	W	L	Double Plays		155		158		
vs. Baltimore	3	0	2	1	5	1	Triple Plays		0		0		
vs. Boston	2	1	3	4	5	5	Left On Base		1130		1140		
vs. New York	1	2	1	5	2	7	Grand Slam HR		4		3		
vs. Tampa Bay	2	1	4	3	6	4	Home Runs - Home		71		69		
vs. Toronto	2	4	1	2	3	6	Home Runs - Road		64		87		
Totals vs. East	10	8	11	15	21	23							
Totals vs. A.L.	38	34	32	40	70	74							
National League	W	L	W	L	W	L							
vs. Arizona	1	2	0	0	1	2							
vs. Colorado	0	3	0	0	0	3							
vs. Los Angeles	0	0	1	2	1	2							
vs. San Diego	0	0	2	1	2	1							
vs. San Francisco	1	2	0	3	1	5							
Totals vs. N.L.	2	7	3	6	5	13							
Overall Totals	40	41	35	46	75	87							

MISCELLANEOUS STATS

MULTIPLE HIT GAMES

PLAYER	2	3	4	5	TOT
Barton	10	0	1	0	11
Buck	3	2	0	0	5
Cabrera	26	9	0	0	35
Carson	1	0	0	0	1
Crosby	9	1	0	0	10
Cust	21	7	0	0	28
Davis	31	5	0	0	36
Ellis	19	3	1	1	24
Everidge	3	0	0	0	3
Garcia-parra	12	1	0	0	13
Giambi	11	1	0	0	12
Gonzalez, E	1	0	0	0	1
Hairston	10	2	0	0	12
Hannahan	4	0	0	0	4
Holliday	21	2	2	0	25
Kennedy	30	11	2	2	45
Patterson	5	2	0	0	7
Pennington	10	4	0	0	14
Petit	1	1	0	0	2
Powell	6	1	0	0	7
Suzuki	29	8	1	0	38
Sweeney	27	9	1	0	37

MULTIPLE RBI GAMES

PLAYER	2	3	4	5	6	TOT
Barton	5	1	0	0	0	6
Buck	2	0	0	0	0	2
Cabrera	7	1	1	0	0	9
Carson	1	0	0	0	0	1
Crosby	3	4	0	0	0	7
Cunningham	2	0	0	0	0	2
Cust	10	3	4	0	0	17
Davis	8	1	2	0	0	11
Ellis	8	6	1	0	0	15
Everidge	1	0	0	0	0	1
Garcia-parra	1	1	0	0	0	2
Giambi	7	4	0	0	0	11
Hairston	3	3	1	0	0	7
Hannahan	0	1	0	0	0	1
Holliday	9	4	0	0	1	14
Kennedy	12	4	0	0	0	16
Patterson	1	1	0	0	0	2
Pennington	6	0	0	0	0	6
Powell	7	2	1	0	0	10
Suzuki	14	5	1	0	0	20
Sweeney	10	2	1	0	0	13

GAME TYING/GO AHEAD RBI

PLAYER	GT	GA	TOT
Barton	3	3	6
Buck	3	3	6
Cabrera	4	4	8
Carson	0	1	1
Chavez	0	1	1
Crosby	2	4	6
Cunningham	1	0	1
Cust	6	15	21
Davis	6	7	13
Ellis	5	10	15
Everidge	1	2	3
Garcia-parra	2	3	5
Giambi	5	8	13
Hairston	5	9	14
Hannahan	2	1	3
Holliday	5	11	16
Kennedy	1	14	15
Patterson	1	2	3
Pennington	1	3	4
Petit	0	1	1
Powell	1	6	7
Suzuki	6	18	24
Sweeney	5	10	15

HIGHS AND LOWS

CLUB

Longest Winning Streak	7, June 2 to 8 7, September 14 to 20
Longest Winning Streak, Home	6, September 5 to 20
Longest Winning Streak, Road	5, September 14 to 26
Longest Losing Streak	7, September 27 to October 4
Longest Losing Streak, Home	5, June 23 to 28
Longest Losing Streak, Road	5, April 18 to 28 5, May 3 to 18
Most Runs, Game, A's	16, July 22 vs. Minnesota
Most Runs, Game, Opponents	15, July 3 at Cleveland
Most Runs, Inning, A's	7, May 12 vs. Kansas City (2nd) 7, July 20 vs. Minnesota (7th) 7, July 22 vs. Minnesota (2nd)
Most Runs, Inning, Opponents	7, August 28 at Los Angeles
Largest Margin, Victory	15, July 22 vs. Minnesota (16-1)
Largest Margin, Loss	13, May 15 at Detroit (1-14) 13, May 30 at Texas (1-14)
Most Hits, Game, A's	22, July 20 vs. Minnesota
Most Hits, Game, Opponents	17 (four times), last: August 8 at Kansas City
Most Hits, Inning, A's	8, July 22 vs. Minnesota (2nd)
Most Hits, Inning, Opponents	7, July 20 vs. Minnesota (2nd)
Most Doubles, Game, A's	8, June 6 vs. Baltimore
Most Doubles, Game, Opponents	7, May 7 vs. Texas 7, May 16 at Detroit
Most Triples, Game, A's	2, September 24 vs. Texas
Most Triples, Game, Opponents	2, May 17 at Detroit 2, July 21 vs. Minnesota 2, September 30 at Seattle
Most Home Runs, Game, A's	5, September 11 at Minnesota
Most Home Runs, Game, Opponents	4, April 22 at New York 4, June 27 vs. Colorado 4, July 20 vs. Minnesota
Most Stolen Bases, Game, A's	5, September 9 at Chicago 5, September 12 at Minnesota
Most Stolen Bases, Game, Opponents	4, September 23 vs. Texas
Most Strikeouts, A's Pitchers	15, September 18 vs. Cleveland
Most Strikeouts, Opponents Pitchers	13, April 14 vs. Boston 13, September 15 at Texas
Most Walks, A's Pitchers	9, April 18 at Toronto 9, May 18 at Tampa Bay
Most Walks, Opponents Pitchers	9, September 24 vs. Texas
Fewest Hits Allowed, A's Pitchers	1, September 16 at Texas
Fewest Hits Allowed, Opponents Pitchers	2, June 7 vs. Baltimore 2, June 21 at San Diego 2, September 30 at Seattle
Most Left on Base, Nine Inning Game	14, April 10 vs. Seattle
Most Left on Base, Extra Inning Game	14, May 3 at Seattle (15)
Fewest Left on Base, Game	2, June 21 at San Diego 2, August 17 vs. New York
Most Errors, Game	4, May 15 at Detroit 4, July 18 vs. Los Angeles (AL)
Largest Comeback in Win	10, July 20 vs. Minnesota
Largest Lead Surrendered in Loss	6, May 17 at Detroit

INDIVIDUAL BATTING

Grand Slams	Jack Cust, May 7 vs. Texas (McCarthy) Matt Holliday, July 20 vs. Minnesota (Keppel) Landon Powell, September 2 vs. Kansas City (Yabuta) Scott Hairston, September 6 vs. Seattle (Kelley)
Pinch Hit Home Runs	none
Lead Off Home Runs	Adam Kennedy, July 29 at Boston (Penny)
Inside-The-Park Home Runs	None

Highs and Lows, continued

Game Ending Home Runs.....	Mark Ellis, August 16 vs. Chicago (Jenks)
Longest Hitting Streak.....	14, Orlando Cabrera, June 17 to July 1 14, Rajai Davis, September 13 to 26
Most Runs, Game.....	4, Matt Holliday, July 20 vs. Minnesota 4, Mark Ellis, July 28 at Boston 4, Jack Cust, September 11 at Minnesota
Most Hits, Game.....	5, Adam Kennedy, July 28 at Boston 5, Mark Ellis, August 10 at Baltimore 5, Adam Kennedy, August 15 vs. Chicago
Most Doubles, Game.....	3, Ryan Sweeney, September 14 at Texas
Most Triples, Game.....	1 (21 times), last: Eric Patterson, October 3 vs. Los Angeles
Most Home Runs, Game.....	2 (five times), last: Jack Cust, August 23 vs. Detroit
Most Runs Batted In, Game.....	6, Matt Holliday, July 20 vs. Minnesota
Most Walks, Game.....	4, Jack Cust, July 29 at Boston
Most Strikeouts, Game.....	4 (six times), last: Jack Cust, September 30 at Seattle
Most Stolen Bases, Game.....	2 (10 times), last: Rajai Davis, September 9 at Chicago
Longest Winning Streak.....	5, Michael Wuertz, May 8 to August 3
Longest Losing Streak.....	8, Vin Mazzaro, June 12 to August 2
Most Strikeouts, Game, Pitcher.....	10, Brett Anderson, September 18 vs. Cleveland 10, Gio Gonzalez, October 2 vs. Los Angeles
Most Walks, Game, Pitcher.....	6, Dallas Braden, July 26 at New York 6, Gio Gonzalez, August 15 vs. Chicago
Most Innings, Game, Starter.....	9.0, Brett Anderson, July 6 at Boston 9.0, Brett Tomko, September 14 at Texas
Most Innings, Game, Reliever.....	5.0, Gio Gonzalez, May 3 at Seattle
Low Hit Complete Game.....	2, Brett Anderson, July 6 at Boston
Most Consecutive Scoreless Innings.....	23.0, Brett Anderson, July 6 to 24
Most Consecutive Batters Retired.....	22, Brett Anderson, July 12 to 19

GENERAL

Longest Game, Innings.....	15, May 3 at Seattle
Longest Game, Time, Nine Innings.....	3:49, September 26 at Los Angeles
Longest Game, Time, Extra Innings.....	5:02, May 3 at Seattle (15)
Shortest Game, Time.....	2:02, June 12 at San Francisco
Largest Crowd, Home.....	36,067, April 10 vs. Seattle
Smallest Crowd, Home.....	10,039, September 1 vs. Kansas City
Largest Crowd, Road.....	50,492, June 18 at Los Angeles (NL)
Smallest Crowd, Road.....	11,420, May 18 at Tampa Bay
Postponement, Rain, Home.....	None
Postponement, Rain, Road.....	April 20 at New York April 29 at Texas

DESIGNATED HITTING STATISTICS

BATTER	AVG	G	AB	R	H	TB	2B	3B	HR	RBI	SH	SF	HP	BB	IBB	SO	SB	CS	DP	SLG	OBP
Carson,M	1.000	1	1	0	1	1	0	0	0	1	0	0	0	0	0	0	0	0	0	1.000	1.000
Crosby,B	.000	2	5	0	0	0	0	0	0	0	0	0	0	0	0	2	0	0	0	.000	.000
Cust,J	.237	96	337	61	80	143	9	0	18	52	0	4	1	63	4	124	3	0	3	.424	.356
Davis,R	.000	3	0	0	0	0	0	0	0	0	0	0	0	0	0	0	1	0	0	.000	.000
Denorfia,C	.000	1	0	1	0	0	0	0	0	0	0	0	0	0	0	0	0	0	0	.000	.000
Everidge,T	.400	3	10	2	4	9	2	0	1	1	0	0	1	1	1	2	0	0	0	.900	.500
Garciparra,N	.320	22	75	9	24	31	4	0	1	5	0	0	0	5	0	16	2	0	1	.413	.363
Giambi,J	.213	22	80	10	17	29	3	0	3	11	0	0	3	12	0	17	0	0	2	.363	.337
Hairston,S	.385	3	13	1	5	10	2	0	1	6	0	0	0	0	0	2	0	1	0	.769	.385
Munson,E	.000	1	1	0	0	0	0	0	0	0	0	0	0	0	0	0	0	0	0	.000	.000
Patterson,E	.000	5	1	4	0	0	0	0	0	0	0	0	0	0	0	0	1	0	0	.000	.000
Powell,L	.143	4	14	2	2	3	1	0	0	2	0	0	0	0	0	3	0	0	0	.214	.143
Suzuki,K	.306	10	36	3	11	14	3	0	0	3	0	0	0	4	0	4	0	1	1	.389	.375
TOTALS	.251	573	93	144	240	24	0	24	81	0	4	5	85	5	170	7	2	7	.419	.351	

PINCH HITTING STATISTICS

BATTER	AVG	G	AB	R	H	TB	2B	3B	HR	RBI	SH	SF	HP	BB	IBB	SO	SB	CS	DP	SLG	OBP	
Barton,D	.000	2	2	0	0	0	0	0	0	0	0	0	0	0	0	0	1	0	0	0	.000	.000
Buck,T	.000	6	6	0	0	0	0	0	0	0	0	0	0	0	0	2	0	0	0	0	.000	.000
Carson,M	1.000	1	1	0	1	1	0	0	0	1	0	0	0	0	0	0	0	0	0	1.000	1.000	
Crosby,B	.000	5	4	0	0	0	0	0	0	0	0	0	0	0	0	2	0	0	0	0	.000	.000
Cunningham,A	.000	1	1	0	0	0	0	0	0	0	0	0	0	0	0	0	0	0	0	0	.000	.000
Cust,J	.333	3	3	1	1	1	0	0	0	1	0	0	0	0	0	1	0	0	0	.333	.333	
Davis,R	.250	8	8	0	2	4	0	1	0	2	0	0	0	0	0	4	0	0	0	.500	.250	
Everidge,T	.000	1	1	0	0	0	0	0	0	0	0	0	0	0	0	1	0	0	0	0	.000	.000
Garcia-parra,N	.143	28	28	1	4	5	1	0	0	3	0	0	0	0	0	6	0	0	2	.179	.143	
Giambi,J	.333	3	3	0	1	2	1	0	0	0	0	0	0	0	0	0	0	0	0	.667	.333	
Hairston,S	1.000	1	1	0	1	2	1	0	0	1	0	0	0	0	0	0	0	0	0	2.000	1.000	
Holliday,M	.000	1	1	0	0	0	0	0	0	0	0	0	0	0	0	1	0	0	0	0	.000	.000
Kennedy,A	.000	2	1	0	0	0	0	0	0	1	0	1	0	0	0	0	0	0	1	.000	.000	
Munson,E	.000	1	1	0	0	0	0	0	0	0	0	0	0	0	0	0	0	0	0	.000	.000	
Petit,G	.000	1	1	0	0	0	0	0	0	0	0	0	0	0	0	0	0	0	0	0	.000	.000
Powell,L	.000	2	2	0	0	0	0	0	0	0	0	0	0	0	0	0	0	0	0	.000	.000	
Suzuki,K	.250	7	4	0	1	1	0	0	2	0	0	1	2	0	0	0	0	0	0	.250	.571	
Sweeney,R	.000	4	4	0	0	0	0	0	0	0	0	0	0	0	3	0	0	1	0	.000	.000	
TOTALS	.153	59	72	2	11	16	3	1	0	11	0	1	1	2	0	21	0	0	4	.222	.184	

BATTING WITH RISP

PLAYER	AVG	AB	H	2B	3B	HR	RBI	RBI	MISP	MOB	BB	IBB	SO	SH	SF	GIDP
Anderson,B	.000	1	0	0	0	0	0	0	1	1	0	0	0	0	0	0
Barton,D	.286	42	12	3	0	1	20	18	66	96	7	0	6	1	3	1
Braden,D	.000	0	0	0	0	0	0	0	1	2	0	0	0	1	0	0
Buck,T	.219	32	7	1	0	0	6	6	42	59	5	0	7	0	0	0
Cabrera,O	.299	87	26	9	0	0	37	32	113	158	5	1	6	2	4	3
Carson,M	.500	6	3	0	0	0	3	3	10	15	0	0	0	0	1	0
Chavez,E	.000	9	0	0	0	0	1	1	13	21	1	0	2	0	0	0
Crosby,B	.185	65	12	3	2	1	23	19	98	133	13	0	18	1	4	2
Cunningham,A	.250	16	4	1	0	1	6	5	19	24	1	0	5	0	0	1
Cust,J	.238	130	31	3	0	9	51	35	192	276	41	5	51	0	4	3
Davis,R	.324	105	34	3	3	0	41	38	142	195	9	0	28	1	4	5
Denorfia,C	.000	1	0	0	0	0	1	1	2	3	0	0	0	0	0	0
Ellis,M	.337	104	35	7	0	3	51	43	144	208	11	1	20	2	5	3
Everidge,T	.130	23	3	1	0	0	5	5	33	46	2	1	5	0	1	3
Garcia-parra,N	.216	51	11	5	0	0	12	11	66	99	4	1	14	0	1	3
Giambi,J	.224	67	15	5	0	3	29	22	104	146	17	1	22	0	2	1
Hairston,S	.262	65	17	3	0	3	26	21	83	117	2	0	14	0	5	2
Hannahan,J	.103	29	3	3	0	0	5	4	43	63	6	0	10	0	0	2
Holliday,M	.272	81	22	3	0	4	41	31	124	177	25	3	10	0	2	4
Kennedy,A	.368	117	43	11	0	2	51	48	162	229	12	2	16	3	3	2
Outman,J	.000	1	0	0	0	0	0	0	1	1	0	0	0	0	0	0
Patterson,E	.217	23	5	1	0	0	9	8	32	43	2	0	7	0	2	0
Pennington,C	.288	59	17	3	1	0	16	14	81	112	6	0	17	1	0	1
Petit,G	.167	6	1	0	0	0	1	1	8	11	0	0	1	0	0	1
Powell,L	.316	38	12	4	0	3	25	17	55	80	4	0	13	0	1	0
Suzuki,K	.297	165	49	13	0	3	72	64	222	313	10	0	21	0	7	7
Sweeney,R	.258	128	33	5	1	2	44	40	179	253	14	1	18	1	5	4
ATHLETICS	.272	1451	395	87	7	35	576	487	2036	2881	197	16	311	13	54	48

BATTING WITH THE BASES LOADED

PLAYER	AVG	AB	H	2B	3B	HR	RBI	RBI	MISP	MOB	BB	IBB	SO	SH	SF	GIDP
Barton,D	.000	4	0	0	0	0	5	5	16	24	2	0	0	0	2	0
Buck,T	.333	3	1	0	0	0	1	1	6	9	0	0	1	0	0	0
Cabrera,O	.333	6	2	1	0	0	6	6	16	24	0	0	1	0	2	0
Carson,M	.500	2	1	0	0	0	2	2	6	9	0	0	0	0	1	0
Chavez,E	.000	2	0	0	0	0	1	1	4	6	0	0	0	0	0	0
Crosby,B	.500	4	2	0	2	0	7	5	8	12	0	0	1	0	0	0
Cust,J	.500	4	2	1	0	1	9	6	12	18	1	0	1	0	1	0
Davis,R	.571	7	4	1	1	0	11	9	20	30	1	0	1	0	1	1
Denorfia,C	.000	1	0	0	0	0	1	1	2	3	0	0	0	0	0	0
Ellis,M	.364	11	4	1	0	0	10	9	22	33	0	0	1	0	0	0
Everidge,T	.000	1	0	0	0	0	2	2	4	6	0	0	0	0	1	0
GarciaParra,N	.333	3	1	1	0	0	4	3	8	12	0	0	0	0	1	2
Giambi,J	.333	6	2	1	0	0	10	9	22	33	2	0	2	0	2	0
Hairston,S	.286	7	2	0	0	1	6	4	14	21	0	0	2	0	0	1
Hannahan,J	.250	4	1	1	0	0	3	2	8	12	0	0	2	0	0	0
Holliday,M	.500	6	3	1	0	1	10	7	16	24	1	0	0	0	1	0
Kennedy,A	.333	15	5	1	0	0	10	9	32	48	0	0	2	0	1	0
Patterson,E	1.000	1	1	0	0	0	2	2	2	3	0	0	0	0	0	0
Pennington,C	.125	8	1	0	0	0	2	2	18	27	1	0	2	0	0	1
Petit,G	.000	2	0	0	0	0	0	0	4	6	0	0	0	0	0	1
Powell,L	.375	8	3	1	0	1	10	7	18	27	1	0	2	0	0	0
Suzuki,K	.333	18	6	1	0	0	20	20	54	81	3	0	3	0	4	3
Sweeney,R	.100	10	1	1	0	0	8	7	26	39	2	0	2	0	1	1
ATHLETICS	.316	133	42	12	3	4	140	119	338	507	14	0	23	0	18	10

STARTING LINEUPS

STARTS IN THE BATTING ORDER

PLAYER	1	2	3	4	5	6	7	8	9
Barton	-	2	-	-	3	6	17	18	-
Buck	-	-	-	-	-	2	9	14	2
Cabrera	35	52	-	-	1	10	2	-	-
Carson	-	-	-	-	-	1	2	3	-
Chavez	-	-	-	1	2	3	2	-	-
Crosby	-	-	-	-	3	12	18	24	7
Cunningham	-	-	-	-	-	-	6	5	3
Cust	-	7	33	31	49	9	15	2	-
Davis	8	52	-	-	-	2	4	16	15
Ellis	-	4	3	-	1	25	20	25	23
Everidge	-	-	-	-	3	14	3	2	-
GarciaParra	-	-	3	9	12	10	1	-	-
Giambi	-	-	29	17	29	1	4	-	-
Hairston	-	-	27	19	7	2	1	1	-
Hannahan	-	-	-	-	-	1	2	9	22
Holliday	-	-	19	73	-	-	-	-	-
Kennedy	94	19	-	-	1	6	5	2	-
Patterson	-	-	-	-	-	-	6	10	12
Pennington	-	-	-	-	-	-	-	5	55
Petit	-	-	-	-	-	-	-	2	5
Powell	-	-	-	-	7	3	11	7	9
Suzuki	1	26	28	12	33	28	10	2	-
Sweeney	24	-	20	-	11	27	24	15	-

BATTING AND PITCHING BREAKDOWN

BATTING

Total	AVG	G	AB	R	H	HR	RBI
Before ASB	.246	86	2935	361	721	70	346
After ASB	.280	76	2649	398	743	65	377
Home	.259	81	2690	402	698	71	382
Away	.265	81	2894	357	766	64	341
Day	.262	52	1784	245	468	47	232
Night	.262	110	3800	514	996	88	491
vs. Left	.251	-	1592	-	400	34	174
vs. Right	.267	-	3992	-	1064	101	549
April	.237	19	678	79	161	9	75
May	.243	29	995	126	242	28	120
June	.232	28	904	115	210	25	111
July	.296	26	932	138	276	19	132
August	.262	29	989	125	259	28	118
September	.297	27	956	167	284	25	158
October	.246	4	130	9	32	1	9
Baltimore	.296	6	203	38	60	5	37
Boston	.295	10	380	53	112	6	52
Chicago (AL)	.279	9	330	44	92	11	44
Cleveland	.313	7	240	36	75	5	33
Detroit	.262	9	301	38	79	11	37
Kansas City	.281	8	270	61	76	10	58
Los Angeles (AL)	.270	19	653	75	176	10	68
Minnesota	.291	10	347	64	101	12	62
New York (AL)	.231	9	312	34	72	5	32
Seattle	.228	19	657	70	150	13	66
Tampa Bay	.266	10	346	48	92	9	48
Texas	.263	19	640	101	168	17	94
Toronto	.211	9	299	34	63	3	32
Arizona	.275	3	109	14	30	7	13
Colorado	.283	3	106	12	30	1	11
Los Angeles (NL)	.242	3	99	11	24	4	10
San Diego	.230	3	100	14	23	2	14
San Francisco	.214	6	192	12	41	4	12

PITCHING

Total	ERA	W	L	INN	H	R	ER	HR
Before ASB	4.24	37	49	770.2	779	401	363	84
After ASB	4.28	38	38	676.2	707	360	322	72
Home	3.88	40	41	737.0	736	348	318	69
Away	4.65	35	46	710.1	750	413	367	87
Day	4.05	25	27	471.1	472	229	212	49
Night	4.36	50	60	976.0	1014	532	473	107
Starter	4.76	51	64	888.0	976	523	470	114
Reliever	3.46	24	23	559.1	510	238	215	42
April	3.71	8	11	177.0	163	82	73	18
May	5.08	11	18	262.0	302	165	148	32
June	3.72	13	15	246.2	234	110	102	23
July	5.17	12	14	228.0	245	142	131	28
August	4.11	14	15	256.1	270	129	117	32
September	3.68	17	10	242.1	231	115	99	20
October	3.86	0	4	35.0	41	18	15	3
Baltimore	1.87	5	1	53.0	46	12	11	4
Boston	5.34	5	5	91.0	93	55	54	9
Chicago (AL)	3.42	5	4	84.1	77	34	32	9
Cleveland	3.98	5	2	61.0	61	33	27	6
Detroit	5.08	4	5	78.0	86	50	44	10
Kansas City	4.69	6	2	71.0	81	37	37	7
Los Angeles (AL)	4.18	7	12	168.0	182	96	78	16
Minnesota	5.20	6	4	90.0	98	54	52	11
New York (AL)	5.20	2	7	81.1	95	49	47	10
Seattle	4.37	5	14	171.0	182	91	83	23
Tampa Bay	4.33	6	4	89.1	84	48	43	10
Texas	3.56	11	8	167.0	157	80	66	16
Toronto	4.25	3	6	82.2	84	42	39	11
Arizona	3.41	1	2	29.0	28	12	11	1
Colorado	5.33	0	3	27.0	31	18	16	4
Los Angeles (NL)	3.04	1	2	26.2	25	12	9	1
San Diego	4.15	2	1	26.0	27	12	12	3
San Francisco	4.24	1	5	51.0	49	26	24	5

REVIEW

PLAYER TRANSACTIONS

- Feb. 4 Corey Wimberly acquired from the Colorado Rockies for Matt Murton
- March 6 Orlando Cabrera and Nomar Garciaparra agree to terms on one-year contracts; Yung-Chi Chen outrighted to Sacramento
- March 9 Jeff Gray optioned to Sacramento
- March 13 Javier Herrera optioned to Sacramento
- March 16 Jeff Baisley, Eric Patterson and Ryan Webb optioned to Sacramento
- March 17 Rob Bowen released
- March 23 Henry Rodriguez optioned to Sacramento
- March 29 Aaron Cunningham, Gregorio Petit and Chris Schroder optioned to Sacramento
- April 4 Brett Anderson, Andrew Bailey and Trevor Cahill selected from Midland; Daric Barton, Chris Denorfia, Gio Gonzalez, Jack Hannahan and Cliff Pennington optioned to Sacramento; Ben Copeland placed on 15-day disabled list retroactive to March 27 (sprained left shoulder); Joey Devine placed on 60-day disabled list (sprained right

elbow); Justin Duchscherer placed on 15-day disabled list retroactive to March 27 (right elbow surgery)

OPENING DAY ROSTER

- Pitchers (12):** Brett Anderson, Andrew Bailey, Jerry Blevins, Dallas Braden, Trevor Cahill, Santiago Casilla, Dana Eveland, Sean Gallagher, Josh Outman, Russ Springer, Michael Wuerzt, Brad Ziegler
- Catchers (2):** Landon Powell, Kurt Suzuki
- Infielders (6):** Orlando Cabrera, Eric Chavez, Bobby Crosby, Mark Ellis, Nomar Garciaparra, Jason Giambi
- Outfielders (5):** Travis Buck, Jack Cust, Rajai Davis, Matt Holiday, Ryan Sweeney

Player Transactions, continued

April 5	Jeff Baisley designated for assignment	June 8	Ryan Sweeney placed on 15-day disabled list retroactive to June 3 (sprained left knee); Daric Barton recalled from Sacramento; Travis Buck sent to Sacramento on a rehab assignment
April 8	Dan Giese claimed off waivers from New York (AL) and optioned to Sacramento; Chris Schroder designated for assignment	June 9	Chris Denorfia recalled from Sacramento; Gregorio Petit optioned to Sacramento
April 10	Jeff Baisley and Chris Schroder outrighted to Sacramento	June 12	Nomar Garciaparra reinstated from the disabled list; Aaron Cunningham optioned to Sacramento
April 18	Dan Giese recalled from Sacramento; Jerry Blevins optioned to Sacramento	June 14	Travis Buck reinstated from disabled list and optioned to Sacramento
April 23	Sean Gallagher optioned to Sacramento	June 15	Mark Ellis sent to Stockton on a rehab assignment
April 24	Jack Hannahan recalled from Sacramento	June 18	Ryan Sweeney reinstated from the disabled list; Chris Denorfia optioned to Sacramento; Mark Ellis transferred to Sacramento on rehab
April 29	Nomar Garciaparra placed on 15-day disabled list (strained right calf); Mark Ellis placed on 15-day disabled list (strained left calf); Eric Patterson recalled from Sacramento; Kevin Cameron selected from Sacramento; Justin Duchscherer transferred to 60-day disabled list	June 24	Josh Outman placed on 15-day disabled list retroactive to June 20 (sprained left elbow); Gio Gonzalez recalled from Sacramento
May 1	Eric Chavez placed on 15-day disabled list retroactive to April 25 (strained right forearm); Gregorio Petit recalled from Sacramento; Ben Copeland sent to Stockton on rehab assignment	June 28	Mark Ellis reinstated from disabled list; Daric Barton optioned to Sacramento; Josh Outman transferred to 60-day disabled list
May 2	Santiago Casilla placed on 15-day disabled list retroactive to April 29 (sprained right knee); Gio Gonzalez recalled from Sacramento	June 29	Travis Buck recalled from Sacramento; Jack Hannahan optioned to Sacramento
May 4	Jerry Blevins and Sean Gallagher recalled from Sacramento; Gio Gonzalez and Eric Patterson optioned to Sacramento; Ben Copeland transferred to Sacramento on rehab assignment	July 5	Scott Hairston acquired from the San Diego Padres for minor league pitchers Ryan Webb and Craig Italiano and a player to be named later
May 5	Ben Copeland reinstated from disabled list; Dana Eveland optioned to Sacramento	July 6	Dallas Braden placed on bereavement list; Dana Eveland recalled from Sacramento; Travis Buck optioned to Sacramento
May 9	Adam Kennedy selected from Sacramento; Jeff Gray recalled from Sacramento; Gregorio Petit optioned to Sacramento; Ben Copeland designated for assignment; Santiago Casilla sent to Stockton on rehab assignment	July 7	Dana Eveland designated for assignment
May 12	Santiago Casilla transferred to Sacramento on rehab assignment	July 8	Jeff Gray recalled from Sacramento
May 14	Ben Copeland returned to San Francisco (Rule 5); Jerry Blevins and Jeff Gray optioned to Sacramento	July 10	Dana Eveland optioned to Sacramento
May 15	Santiago Casilla reinstated from disabled list; Aaron Cunningham recalled from Sacramento	July 11	Dallas Braden reinstated from bereavement list; Jeff Gray optioned to Sacramento; Jack Hannahan traded to the Seattle Mariners for minor league pitcher Justin Souza
May 18	Dan Giese placed on 15-day disabled list retroactive to May 16 (right elbow ulnaritis); Gio Gonzalez recalled from Sacramento	July 20	Jason Giambi placed on the 15-day disabled list (strained right quad); Daric Barton recalled from Sacramento
May 19	Edgar Gonzalez and Chris Schroder selected from Sacramento; Sean Gallagher and Gio Gonzalez optioned to Sacramento; Eric Chavez transferred to 60-day disabled list; Javier Herrera released	July 24	Matt Holliday traded to the St. Louis Cardinals with cash for minor leaguers Brett Wallace, Clayton Mortensen and Shane Peterson; Eric Patterson recalled from Sacramento
May 20	Craig Breslow claimed off waivers from Minnesota; Mark Ellis transferred to 60-day disabled list	July 26	Justin Duchscherer sent to Stockton on a rehab assignment
May 21	Aaron Cunningham optioned to Sacramento	July 28	Daric Barton placed on the 15-day disabled list retroactive to July 27 (strained left hamstring); Tommy Everidge selected from Sacramento; Sean Gallagher sent to the San Diego Padres as the PTBNL in the July 5 trade for Scott Hairston
May 22	Nomar Garciaparra reinstated from disabled list; Chris Schroder optioned to Sacramento	July 31	Orlando Cabrera traded to the Minnesota Twins with cash for minor league infielder Tyler Laden-dorf; Cliff Pennington recalled from Sacramento
May 27	Nomar Garciaparra placed on 15-day disabled list retroactive to May 24 (strained right calf); Jeff Gray recalled from Sacramento	August 5	Chad Reineke selected from Sacramento; Eric Patterson optioned to Sacramento
May 30	Travis Buck placed on 15-day disabled list (strained left oblique); Jeff Gray optioned to Sacramento; Aaron Cunningham and Gregorio Petit recalled from Sacramento	August 6	Jeff Gray recalled from Sacramento; Chad Reineke optioned to Sacramento
June 2	Vin Mazzaro selected from Sacramento; Kevin Cameron optioned to Sacramento; Dan Giese transferred to 60-day disabled list	August 7	Jason Giambi reinstated from disabled list and released
		August 8	Russ Springer claimed off waivers by Tampa Bay; Aaron Cunningham and Clayton Mortensen recalled from Sacramento; Dallas Braden placed on 15-day disabled list retroactive to August 1 (rash on left foot)

August 9 Jay Marshall selected from Sacramento; Clayton Mortensen optioned to Sacramento; Justin Duchscherer transferred to Sacramento on rehab

August 13 Justin Duchscherer transferred to AZL A's on rehab; Daric Barton sent to AZL A's on rehab

August 17 Brett Tomko selected from Sacramento; Aaron Cunningham optioned to Sacramento

August 19 Chris Schroder outrighted to Sacramento

August 20 Daric Barton transferred to Stockton on rehab; Justin Duchscherer returned from rehab assignment

August 21 Bobby Crosby placed on 15-day disabled list retroactive to August 18 (strained left calf); Daric Barton reinstated from disabled list

August 28 Eric Patterson recalled from Sacramento; Tommy Everidge optioned to Sacramento

Sept. 1 Jerry Blevins and Dana Eveland recalled from Sacramento; Brad Kilby selected from Sacramento

Sept. 2 Bobby Crosby reinstated from disabled list; John Meloan claimed off waivers from Pittsburgh and optioned to Sacramento

Sept. 4 Clayton Mortensen recalled from Sacramento

Sept. 11 Eric Munson selected from Sacramento; Dallas Braden transferred to the 60-day disabled list

Sept. 18 Matt Carson selected from Sacramento; Vin Mazzaro placed on 60-day disabled list retroactive to September 8 (right shoulder tendinitis)

Sept. 19 Travis Buck, John Meloan and Henry Rodriguez recalled from Sacramento

October 8 Kevin Cameron, Edgar Gonzalez and Eric Munson outrighted to Sacramento

October 9 Dan Giese reinstated from DL and outrighted to Sacramento

October 30 Matt Carson and Chad Reineke outrighted to Sacramento

Nov. 4 Dallas Braden, Joey Devine, Justin Duchscherer, Vin Mazzaro and Josh Outman reinstated from DL

Nov. 5 Bobby Crosby, Justin Duchscherer, Nomar Garciaparra and Adam Kennedy elected free agency

Nov. 6 Eric Chavez reinstated from DL

Nov. 9 Chris Denorfia outrighted to Sacramento

Nov. 13 Brett Tomko elected free agency

Nov. 20 Chris Carter selected from Sacramento; Justin Souza selected from Midland; Fautino De Los Santos and Pedro Figueroa selected from Stockton

Dec. 3 Acquired infielders Jake Fox and Aaron Miles and cash considerations from the Chicago Cubs for pitcher Jeff Gray, minor league pitcher Ronny Morla and minor league outfielder Matt Spencer

Dec. 10 Santiago Casilla released; Bobby Cassevah selected from the Los Angeles Angels in the Rule 5 draft

Dec. 12 Jack Cust contract non-tender

Dec. 23 Free agent Coco Crisp agreed to terms on a one-year contract with a club option for 2011

Dec. 30 Free agent Justin Duchscherer agreed to terms on a one-year contract; Jay Marshall designated for assignment

Jan. 7 Free agent Jack Cust agreed to terms on a one-year contract

Jan. 8 Jay Marshall claimed off waivers by the New York Mets; Tommy Everidge designated for assignment

Jan. 15 Tommy Everidge claimed off waivers by the Seattle Mariners

Jan. 16 Acquired infielder Kevin Kouzmanoff and minor league infielder Eric Sogard from the San Diego Padres for outfielders Scott Hairston and Aaron Cunningham

Jan. 26 Free agent Ben Sheets agreed to terms on a one-year contract

Feb. 1 Acquired infielder Adam Rosales and outfielder Willy Taveras from the Cincinnati Reds for infielder Aaron Miles and a PTBNL; agreed to terms with free agent Gabe Gross on a one-year contract; claimed Steve Tolleson off waivers from Minnesota; designated Dana Eveland, Gregorio Petit and Willy Taveras for assignment

Feb. 6 Traded pitcher Dana Eveland to the Toronto Blue Jays for a player to be named later or cash considerations

Feb. 9 Willy Taveras released

A'S 2009 AT A GLANCE

Season High.....	2-1 (April 8)
Season Low.....	59-76 (Sept. 4)
April.....	8-11
May.....	11-18
June.....	13-15
July.....	12-14
August.....	14-15
September.....	17-10
Home Series.....	11-11-4
Road Series.....	9-12-5
Series Sweeps.....	4-9
First Game of Series.....	24-28
Last Game of Series.....	23-29
A's Score First.....	43-30
Opponent Scores First.....	32-57
Leading After 7th.....	63-5

Leading After 8th.....	65-1
Tied After 7th.....	4-9
Tied After 8th.....	7-12
Trailing After 7th.....	8-73
Trailing After 8th.....	3-74
Commit No Errors.....	45-47
Commit 1 or More Errors.....	30-40
More HR Than Opp.....	33-15
Fewer HR Than Opp.....	16-48
Same Total HR of Opp.....	26-24
Starter Pitches 7 or More.....	18-13
Starter Pitches Less Than 7.....	57-74
When Scoring 4 or More.....	66-27
When Scoring Less Than 4.....	9-60
Last At Bat.....	10-17
Different Lineups.....	131

FINAL STANDINGS

A.L. EAST	LAST 10											
	WON	LOST	PCT.	GB	GAMES	STREAK	HOME	ROAD	vs EAST	vs CENT	vs WEST	vs N.L.
New York	103	59	.636	-	7-3	Won 1	57-24	46-35	45-27	25-9	23-15	10-8
Boston	95	67	.586	8	4-6	Won 4	56-25	39-42	45-27	26-12	13-21	11-7
Tampa Bay	84	78	.519	19	6-4	Lost 1	52-29	32-49	40-32	19-20	12-21	13-5
Toronto	75	87	.463	28	6-4	Lost 3	44-37	31-50	26-46	23-15	19-15	7-11
Baltimore	64	98	.395	39	4-6	Won 4	39-42	25-56	24-48	17-20	12-23	11-7

A.L. CENTRAL	LAST 10											
	WON	LOST	PCT.	GB	GAMES	STREAK	HOME	ROAD	vs EAST	vs CENT	vs WEST	vs N.L.
Minnesota	87	76	.534	-	7-3	Won 5	49-33	38-43	10-22	46-27	19-21	12-6
Detroit	86	77	.528	1	4-6	Lost 1	51-30	35-47	15-21	39-34	22-14	10-8
Chicago	79	83	.488	7.5	6-4	Lost 1	43-38	36-45	18-21	34-38	15-18	12-6
Cleveland	65	97	.401	21.5	4-6	Lost 5	35-46	30-51	19-21	30-42	11-21	5-13
Kansas City	65	97	.401	21.5	2-8	Lost 3	33-48	32-49	14-25	32-40	11-22	8-10

A.L. WEST	LAST 10											
	WON	LOST	PCT.	GB	GAMES	STREAK	HOME	ROAD	vs EAST	vs CENT	vs WEST	vs N.L.
Los Angeles	97	65	.599	-	7-3	Won 3	49-32	48-33	26-17	27-17	30-27	14-4
Texas	87	75	.537	10	4-6	Lost 2	48-33	39-42	27-20	21-19	30-27	9-9
Seattle	85	77	.525	12	6-4	Won 2	48-33	37-44	21-19	22-25	31-26	11-7
Oakland	75	87	.463	22	3-7	Lost 7	40-41	35-46	21-23	26-17	23-34	5-13

N.L. EAST	LAST 10											
	WON	LOST	PCT.	GB	GAMES	STREAK	HOME	ROAD	vs EAST	vs CENT	vs WEST	vs A.L.
Philadelphia	93	69	.574	-	4-6	Won 1	45-36	48-33	44-28	23-16	20-13	6-12
Florida	87	75	.537	6	6-4	Lost 1	43-38	44-37	42-30	18-21	17-16	10-8
Atlanta	86	76	.531	7	4-6	Lost 6	40-41	46-35	41-31	20-20	18-17	7-8
New York	70	92	.432	23	5-5	Won 3	41-40	29-52	28-44	23-17	14-21	5-10
Washington	59	103	.364	34	7-3	Won 7	33-48	26-55	25-47	16-27	11-18	7-11

N.L. CENTRAL	LAST 10											
	WON	LOST	PCT.	GB	GAMES	STREAK	HOME	ROAD	vs EAST	vs CENT	vs WEST	vs A.L.
St. Louis	91	71	.562	-	2-8	Lost 3	46-35	45-36	17-16	46-34	19-15	9-6
Chicago	83	78	.516	7.5	5-5	Lost 1	46-34	37-44	15-17	47-32	15-20	6-9
Milwaukee	80	82	.494	11	5-5	Won 3	40-41	40-41	19-15	42-37	14-20	5-10
Cincinnati	78	84	.481	13	7-3	Won 2	40-41	38-43	16-19	46-34	10-22	6-9
Houston	74	88	.457	17	3-7	Lost 3	44-37	30-51	16-17	31-47	21-15	6-9
Pittsburgh	62	99	.385	28.5	6-4	Lost 2	40-41	22-58	18-16	24-52	12-24	8-7

N.L. WEST	LAST 10											
	WON	LOST	PCT.	GB	GAMES	STREAK	HOME	ROAD	vs EAST	vs CENT	vs WEST	vs A.L.
Los Angeles	95	67	.586	-	4-6	Won 2	50-31	45-36	18-13	22-19	46-26	9-9
Colorado	92	70	.568	3	6-4	Lost 2	51-30	41-40	17-16	31-11	33-39	11-4
San Francisco	88	74	.543	7	6-4	Won 1	52-29	36-45	19-16	22-18	38-34	9-6
San Diego	75	87	.463	20	6-4	Lost 1	42-39	33-48	16-16	21-22	33-39	5-10
Arizona	70	92	.432	25	4-6	Won 1	36-45	34-47	15-19	20-21	30-42	5-10

A.L. WILD CARD	WON	LOST	PCT.	GB	N.L. WILD CARD				
					WON	LOST	PCT.	GB	
Boston	95	67	.586	-	Colorado	92	70	.568	--
Texas	87	75	.537	8	San Francisco	88	74	.543	4
Detroit	86	77	.528	8.5	Florida	87	75	.537	5
Seattle	85	77	.525	10	Atlanta	86	76	.531	6
Tampa Bay	84	78	.519	11	Chicago	83	78	.516	8.5

POSTSEASON RESULTS

AMERICAN LEAGUE DIVISION SERIES

New York defeated Minnesota, 3 games to 0
Los Angeles defeated Boston, 3 games to 0

NATIONAL LEAGUE DIVISION SERIES

Philadelphia defeated Colorado, 3 games to 1
Los Angeles defeated St. Louis, 3 games to 0

AMERICAN LEAGUE CHAMPIONSHIP SERIES

New York defeated Los Angeles, 4 games to 2

NATIONAL LEAGUE CHAMPIONSHIP SERIES

Philadelphia defeated Los Angeles, 4 games to 1

WORLD SERIES

New York defeated Philadelphia, 4 games to 2

AL TEAM LEADERS

CLUB BATTING

CLUB	AVG	G	AB	R	H	TB	2B	3B	HR	RBI	SH	SF	HP	BB	IBB	SO	SB	CS	GI				
																			DP	SLG	OBP		
Los Angeles	.285	162	5622	883	1604	2482	293	33	173	841	43	52	41	547	32	1054	148	63	128	.441	.350		
New York	.283	162	5660	915	1604	2703	325	21	244	881	31	39	54	663	35	1014	111	28	144	.478	.362		
Minnesota	.274	163	5608	817	1539	2406	271	40	172	770	51	57	45	585	46	1021	85	32	147	.429	.345		
Boston	.270	162	5543	872	1495	2516	335	25	212	822	19	51	70	659	39	1120	126	39	137	.454	.352		
Baltimore	.268	162	5618	741	1508	2333	307	19	160	708	13	46	39	517	25	1013	76	37	131	.415	.332		
Toronto	.266	162	5696	798	1516	2508	339	13	209	766	24	49	45	548	23	1028	73	23	130	.440	.333		
Cleveland	.264	162	5568	773	1468	2321	314	28	161	730	39	50	81	582	20	1211	84	31	140	.417	.339		
Tampa Bay	.263	162	5462	803	1434	2400	297	36	199	765	25	45	49	642	36	1229	194	61	104	.439	.343		
Oakland	.262	162	5584	759	1464	2218	307	21	135	723	31	54	50	527	16	1046	133	48	130	.397	.328		
Detroit	.260	163	5540	743	1443	2307	245	35	183	718	53	39	61	540	30	1114	72	33	131	.416	.331		
Texas	.260	162	5526	784	1436	2458	296	27	224	748	40	51	37	472	23	1253	149	36	97	.445	.320		
Kansas City	.259	162	5532	686	1432	2242	276	51	144	657	38	32	42	457	20	1091	88	29	135	.405	.318		
Chicago	.258	162	5463	724	1410	2248	246	20	184	695	34	39	62	534	25	1022	113	49	139	.411	.329		
Seattle	.258	162	5543	640	1430	2228	280	19	160	613	56	44	49	421	39	1093	89	33	124	.402	.314		
TOTALS	.267	77965	20783	4131	2560	497	648	725	409	1541	1817	542	428	1135	10938	33370	398	10437	648	7694	15309	542	.428

CLUB PITCHING

CLUB	W	L	ERA	G	CG	SHO	SV	IP	H	R	ER	HR	HB	BB	IBB	SO	WP	BK	AVG
Seattle	85	77	3.87	162	4	10	49	1452.2	1359	692	625	172	43	534	13	1043	61	5	.247
Chicago	79	83	4.14	162	4	11	36	1439.2	1438	732	663	169	41	507	41	1119	55	5	.261
Oakland	75	87	4.26	162	2	10	38	1447.1	1486	761	685	156	36	523	30	1124	43	2	.265
New York	103	59	4.26	162	3	8	51	1450.0	1386	753	687	181	71	574	28	1260	66	5	.251
Detroit	86	77	4.29	163	4	9	42	1447.0	1449	745	690	182	41	594	42	1102	48	6	.263
Tampa Bay	84	78	4.33	162	3	5	41	1427.1	1421	754	686	183	46	515	22	1125	46	5	.257
Boston	95	67	4.35	162	8	11	41	1436.2	1494	736	695	167	68	530	24	1230	42	5	.267
Texas	87	75	4.38	162	8	11	45	1434.2	1432	740	698	171	70	531	14	1016	45	8	.260
Los Angeles	97	65	4.45	162	9	13	51	1445.0	1513	761	715	180	58	523	35	1062	67	2	.272
Toronto	75	87	4.47	162	10	10	25	1451.0	1509	771	720	181	58	551	26	1181	43	4	.270
Minnesota	87	76	4.50	163	4	7	48	1453.0	1542	765	726	185	58	466	20	1052	43	3	.272
Kansas City	65	97	4.83	162	10	9	34	1426.0	1486	842	765	166	51	600	28	1153	89	6	.269
Cleveland	65	97	5.06	162	5	6	25	1434.0	1570	865	806	183	45	598	31	986	49	7	.280
Baltimore	64	98	5.15	162	2	3	31	1429.0	1633	876	817	218	51	546	45	933	31	7	.288
TOTALS	1147	1123	4.45	1135	76	123	557	20173.1	20718	10793	9978	2494	737	7592	399	15386	728	70	.266

CLUB FIELDING

CLUB	PCT	G	PO	A	E	TC	DP	TP	PB
Toronto	.988	162	4353	1740	76	6169	168	0	13
Minnesota	.987	163	4359	1565	76	6000	135	0	16
Boston	.986	162	4310	1452	82	5844	121	0	10
Los Angeles	.986	162	4335	1623	85	6043	174	0	11
New York	.985	162	4350	1493	86	5929	131	0	11
Detroit	.985	163	4341	1616	88	6045	164	0	15
Baltimore	.985	162	4287	1663	90	6040	151	0	8
Cleveland	.984	162	4302	1651	97	6050	170	0	10
Tampa Bay	.983	162	4282	1511	98	5891	135	0	7
Oakland	.983	162	4342	1592	105	6039	155	0	5
Seattle	.982	162	4358	1525	105	5988	150	0	16
Texas	.982	162	4304	1603	106	6013	168	1	9
Chicago	.981	162	4319	1669	113	6101	158	0	8
Kansas City	.980	162	4278	1569	117	5964	159	0	14
TOTALS	.984	1135	60520	22272	1324	84116	2139	1	153

AL BATTING LEADERS

BATTING AVERAGE		HOME RUNS		RUNS BATTED IN		MULTI HIT GAMES	
.365	Mauer, J MIN	39	Teixeira, M NYY	122	Teixeira, M NYY	73	Suzuki, I SEA
.352	Suzuki, I SEA	39	Pena, C TB	119	Bay, J BOS	67	Cano, R NYY
.334	Jeter, D NYY	36	Hill, A TOR	114	Lind, A TOR	66	Jeter, D NYY
.324	Cabrera, M DET	36	Bay, J BOS	113	Longoria, E TB	59	Ellsbury, J BOS
.322	Young, M TEX	35	Lind, A TOR	108	Morales, K LAA	57	Hill, A TOR
.320	Cano, R NYY	34	Morales, K LAA	108	Hill, A TOR	57	Cabrera, M DET
.320	Barlett, J TB	34	Cabrera, M DET	108	Martinez, V BOS	57	Figgins, D LAA
.312	Aybar, E LAA	33	Longoria, E TB	103	Kubel, J MIN	56	Cabrera, O MIN
.311	Span, D MIN	33	Cruz, N TEX	103	Cabrera, M DET	55	Mauer, J MIN
.310	Ordonez, M DET	32	Cuddyer, M MIN	103	Abreu, B LAA	54	3 PLAYERS TIED

RUNS		HITS		TOTAL BASES		GRAND SLAMS	
115	Pedroia, D BOS	225	Suzuki, I SEA	344	Teixeira, M NYY	2	Zobrist, B TB
114	Figgins, D LAA	212	Jeter, D NYY	340	Hill, A TOR	2	Roberts, B BAL
110	Roberts, B BOS	204	Cano, R NYY	334	Cabrera, M DET	2	Morneau, J MIN
107	Damon, J NYY	198	Cabrera, M DET	331	Cano, R NYY	2	Inge, B DET
107	Jeter, D NYY	195	Hill, A TOR	330	Lind, A TOR	1	48 PLAYERS TIED
103	Hill, A TOR	191	Mauer, J MIN	322	Morales, K LAA		
103	Teixeira, M NYY	188	Ellsbury, J BOS	307	Longoria, E TB		
103	Cano, R NYY	188	Markakis, N BAL	307	Mauer, J MIN		
103	Bay, J BOS	186	Cabrera, O MIN	306	Cuddyer, M MIN		
101	Kinsler, I TEX	185	2 PLAYERS TIED	299	Butler, B KC		

DOUBLES		TRIPLES		STOLEN BASES		HITTING STREAKS	
56	Roberts, B BAL	10	Ellsbury, J BOS	70	Ellsbury, J BOS	27	Suzuki, I SEA
51	Butler, B KC	10	Span, D MIN	60	Crawford, C TB		6-May to 3-Jun
48	Pedroia, D BOS	9	Aybar, E LAA	42	Upton, B TB	25	Martinez, V BOS
48	Cano, R NYY	9	Dejesus, D KC	42	Figgins, D LAA		28-Aug to 26-Sep
46	Lind, A TOR	8	Andrus, E TEX	41	Davis, R OAK	25	Rolen, S TOR
45	Markakis, N BAL	8	Granderson, C DET	33	Andrus, E TEX		8-Jun to 8-Jul
44	Longoria, E TB	8	Callaspo, A KC	31	Kinsler, I TEX	22	Ellsbury, J BOS
43	Morales, K LAA	8	Crawford, C TB	30	5 PLAYERS TIED		2-May to 27-May
43	Teixeira, M NYY	8	Bloomquist, W KC			22	Cabrera, O MIN
43	Byrd, M TEX	7	4 PLAYERS TIED				20-Jul to 13-Aug

WALKS		ON BASE PERCENTAGE		SLUGGING PERCENTAGE		EXTRA BASE HITS	
101	Figgins, D LAA	.444	Mauer, J MIN	.587	Mauer, J MIN	85	Teixeira, M NYY
97	Swisher, N NYY	.413	Youkilis, K BOS	.569	Morales, K LAA	81	Lind, A TOR
94	Bay, J BOS	.406	Jeter, D NYY	.565	Teixeira, M NYY	79	Morales, K LAA
94	Abreu, J LAA	.405	Zobrist, B TB	.562	Lind, A TOR	77	Longoria, E TB
93	Cust, J OAK	.402	Rodriguez, A NYY	.548	Youkilis, K BOS	75	Cano, R NYY
91	Zobrist, B TB	.396	Cabrera, M DET	.547	Cabrera, M DET	73	Butler, B KC
90	Scutaro, M TOR	.395	Figgins, D LAA	.543	Zobrist, B TB	73	Hill, A TOR
87	Pena, C TB	.394	Choo, S CLE	.539	Kubel, J MIN	73	Roberts, B BAL
82	Drew, J BOS	.392	Drew, J BOS	.537	Pena, C TB	73	Cuddyer, M MIN
81	Teixeira, M NYY	.392	Span, D MIN	.537	Bay, J BOS	68	2 PLAYERS TIED

OUTFIELD ASSISTS		STRIKEOUTS		HARDEST TO FAN (PLATE APP. PER SO)		GAMES PLAYED	
15	Bay, J BOS	185	Cust, J OAK	15.9	Pedroia, D BOS	161	Markakis, N BAL
13	Markakis, N BAL	170	Inge, B DET	14.7	Polanco, P DET	161	Cano, R NYY
13	Dejesus, D KC	163	Pena, C TB	12.4	Callaspo, A KC	161	Inge, B DET
11	Sweeney, R OAK	162	Bay, J BOS	11.5	Betancourt, Y KC	160	Granderson, C DET
11	Rivera, J LAA	152	Upton, B TB	10.7	Cano, R NYY	160	Cabrera, M DET
11	Maier, M KC	151	Choo, S CLE	10.4	Suzuki, K OAK	160	Cabrera, O MIN
11	Cruz, N TEX	150	Davis, C TEX	10.3	Aybar, E LAA	159	Butler, B KC
11	Choo, S CLE	149	Bryanan, R SEA	10.3	Pierzynski, A CWS	159	Roberts, B BAL
11	Bautista, J TOR	141	Granderson, C DET	10.0	Rivera, J LAA	158	3 PLAYERS TIED
10	Abreu, B LAA	140	Longoria, E TB	10.0	Cabrera, O MIN		

AL PITCHING LEADERS

EARNED RUN AVERAGE

2.16	Greinke,Z	KC	19	Verlander,J	DET
2.49	Hernandez,F	SEA	19	Hernandez,F	SEA
2.79	Halladay,R	TOR	19	Sabathia,C	NYN
3.37	Sabathia,C	NYN	17	Feldman,S	TEX
3.41	Lester,J	BOS	17	Beckett,J	BOS
3.45	Verlander,J	DET	17	Halladay,R	TOR
3.62	Jackson J,E	DET	16	Weaver,J	LAA
3.67	Millwood,K	TEX	16	Greinke,Z	KC
3.75	Weaver,J	LAA	16	Saunders,J	LAA
3.77	Danks,J	CWS	15	2 PLAYERS TIED	

WINNING STREAKS

9	Sabathia,C	NYN
2-Aug to 26-Sep		
7	8 STREAKS TIED	

SAVES

48	Fuentes,B	LAA
47	Nathan,J	MIN
44	Rivera,M	NYN
38	Aardsma,D	SEA
38	Papelbon,J	BOS
37	Rodney,F	DET
30	Soria,J	KC
29	Jenks,R	CWS
26	Bailey,A	OAK
25	Francisco,F	TEX

GAMES STARTED

35	Verlander,J	DET
34	Hernandez,F	SEA
34	Sabathia,C	NYN
33	10 PLAYERS TIED	

COMPLETE GAMES

9	Halladay,R	TOR
6	Greinke,Z	KC
4	Weaver,J	LAA
4	Beckett,J	BOS
3	Verlander,J	DET
3	Blackburn,N	MIN
3	Lee,C	CLE
3	Millwood,K	TEX
2	8 PLAYERS TIED	

GAMES

79	Guerrier,M	MIN
77	Breslow,C	OAK
75	Lowe,M	SEA
74	Wilson,C	TEX
74	Wuertz,M	OAK
74	Springer,R	TB
73	Aardsma,D	SEA
73	Carlson,J	TOR
73	Rodney,F	DET
73	Balfour,G	TB

INNINGS PITCHED

240.0	Verlander,J	DET
239.0	Halladay,R	TOR
238.2	Hernandez,F	SEA
230.0	Sabathia,C	NYN
229.1	Greinke,Z	KC
219.2	Shields,J	TB
214.0	Jackson J,E	DET
213.1	Buehrle,M	CWS
212.1	Beckett,J	BOS
211.0	Weaver,J	LAA

STRIKEOUTS

269	Verlander,J	DET
242	Greinke,Z	KC
225	Lester,J	BOS
217	Hernandez,F	SEA
208	Halladay,R	TOR
199	Beckett,J	BOS
197	Sabathia,C	NYN
195	Burnett,A	NYN
189	Garza,M	TB
174	Weaver,J	LAA

WINNING PERCENTAGE

.792	Hernandez,F	SEA	(19-5)
.739	Beckett,J	BOS	(17-6)
.704	Sabathia,C	NYN	(19-8)
.696	Saunders,J	LAA	(16-7)
.688	Wakefield,T	BOS	(11-5)
.684	Niemann,J	TB	(13-6)
.680	Feldman,S	TEX	(17-8)
.679	Verlander,J	DET	(19-9)
.667	Weaver,J	LAA	(16-8)
.667	Greinke,Z	KC	(16-8)

SHUTOUTS

4	Halladay,R	TOR
3	Greinke,Z	KC
2	Weaver,J	LAA
2	Niemann,J	TB
2	Santana,E	LAA
2	Beckett,J	BOS
1	18 PLAYERS TIED	

OPP. BATTING AVERAGE AGAINST

.227	Hernandez,F	SEA
.230	Greinke,Z	KC
.232	Sabathia,C	NYN
.233	Garza,M	TB
.242	Lester,J	BOS
.243	Verlander,J	DET
.243	Washburn,J	DET
.244	Floyd,G	CWS
.244	Beckett,J	BOS
.245	Danks,J	CWS

LOSSES

17	Guthrie,J	BAL
13	Holland,D	TEX
13	Cahill,T	OAK
13	Hochevar,L	KC
13	Contreras,J	CWS
13	Liriano,F	MIN
12	6 PLAYERS TIED	


HOME RUNS ALLOWED

35	Guthrie,J	BAL
29	Saunders,J	LAA
29	Shields,J	TB
28	Danks,J	CWS
28	Baker,T	MIN
27	Cahill,T	OAK
27	Richmond,S	TOR
27	Hernandez,D	BAL
27	Jackson J,E	DET
27	Buehrle,M	CWS

FEWEST WALKS PER 9 IP

1.3	Halladay,R	TOR
1.8	Pavano,C	MIN
1.8	Blackburn,N	MIN
1.9	Buehrle,M	CWS
2.0	Greinke,Z	KC
2.1	Shields,J	TB
2.2	Baker,T	MIN
2.3	Anderson,B	OAK
2.3	Beckett,J	BOS
2.4	Verlander,J	DET

Baseball like never before



oaklandathletics.com is the official source for A's™ fans to get official gear, buy tickets, watch live games and follow all the action.



All screen images are simulated. Blackout restrictions may apply.

oaklandathletics.com

BASEBALL EVERYWHERE



shop

MLB.TV

MLB.com

MLB.com/mobile



At Bat

oaklandathletics.com

RECORDS



Bert "Campy" Campaneris was inducted into the Bay Area Sports Hall of Fame in 2010. He is the Athletics' franchise all-time leader with 1,795 games played and 1,882 hits.



ATHLETICS YEAR-BY-YEAR

YEAR	POS.	W	L	PCT.	GA/GB	WILD CARD	MANAGER	HOME	ROAD
1901	4	74	62	.544	-9		Connie Mack	42-24	32-38
1902	****1	83	53	.610	+5		Connie Mack	56-17	27-36
1903	2	75	60	.556	-14½		Connie Mack	44-21	31-39
1904	5	81	70	.536	-12½		Connie Mack	47-31	34-39
1905	****1	92	56	.622	+2		Connie Mack	50-23	42-33
1906	4	78	67	.538	-12		Connie Mack	48-23	30-44
1907	2	88	57	.607	-1½		Connie Mack	50-20	38-37
1908	6	68	85	.444	-22		Connie Mack	46-30	22-55
1909	2	95	58	.621	-3½		Connie Mack	49-27	46-31
1910	****1	102	48	.680	+14½		Connie Mack	57-19	45-29
1911	****1	101	50	.669	+13½		Connie Mack	54-20	47-30
1912	3	90	62	.592	-15		Connie Mack	45-32	45-30
1913	****1	96	57	.627	+6½		Connie Mack	50-26	46-31
1914	****1	99	53	.651	+8½		Connie Mack	51-24	48-29
1915	8	43	109	.283	-58½		Connie Mack	20-55	23-54
1916	8	36	117	.235	-54½		Connie Mack	23-53	13-64
1917	8	55	98	.359	-44½		Connie Mack	29-47	26-51
1918	8	52	76	.406	-24		Connie Mack	35-32	17-44
1919	8	36	104	.257	-52		Connie Mack	21-49	15-55
1920	8	48	106	.312	-50		Connie Mack	25-50	23-56
1921	8	53	100	.346	-45		Connie Mack	28-47	25-53
1922	7	65	89	.422	-29		Connie Mack	38-39	27-50
1923	6	69	83	.454	-29		Connie Mack	34-41	35-42
1924	5	71	81	.467	-20		Connie Mack	36-39	35-42
1925	2	88	64	.579	-8½		Connie Mack	51-26	37-38
1926	3	83	67	.553	-6		Connie Mack	44-27	39-40
1927	2	91	63	.591	-19		Connie Mack	50-27	41-36
1928	2	98	55	.641	-2½		Connie Mack	52-25	46-30
1929	****1	104	46	.693	+18		Connie Mack	57-16	47-30
1930	****1	102	52	.662	+8		Connie Mack	58-18	44-34
1931	****1	107	45	.704	+13½		Connie Mack	60-15	47-30
1932	2	94	60	.610	-13		Connie Mack	51-26	43-34
1933	3	79	72	.523	-19½		Connie Mack	46-29	33-43
1934	5	68	82	.453	-31		Connie Mack	34-40	34-42
1935	8	58	91	.389	-34		Connie Mack	30-42	28-49
1936	8	53	100	.346	-49		Connie Mack	31-46	22-54
1937	7	54	97	.358	-46½		Connie Mack	27-50	27-47
1938	8	53	99	.349	-46		Connie Mack	28-47	25-52
1939	7	55	97	.362	-51½		Connie Mack	28-48	27-49
1940	8	54	100	.351	-36		Connie Mack	29-42	25-58
1941	8	64	90	.416	-37		Connie Mack	36-41	28-49
1942	8	55	99	.357	-48		Connie Mack	25-51	30-48
1943	8	49	105	.318	-49		Connie Mack	27-51	22-54
1944	5	72	82	.468	-17		Connie Mack	39-37	33-45
1945	8	52	98	.347	-34½		Connie Mack	39-35	13-63
1946	8	49	105	.318	-55		Connie Mack	31-46	18-59
1947	5	78	76	.506	-19		Connie Mack	39-38	39-38
1948	4	84	70	.545	-12½		Connie Mack	36-41	48-29
1949	5	81	73	.526	-16		Connie Mack	52-25	29-48
1950	8	52	102	.338	-46		Connie Mack	29-48	23-54
1951	6	70	84	.455	-28		Jimmie Dykes	38-41	32-43
1952	4	79	75	.513	-16		Jimmie Dykes	45-32	34-43
1953	7	59	95	.383	-41½		Jimmie Dykes	27-50	32-45
1954	8	51	103	.331	-60		Eddie Joost	29-47	22-56
Phila. Totals		3886	4248	.478				2146-1896	1740-2352
1955	6	63	91	.409	-33		Lou Boudreau	33-43	30-48
1956	8	52	102	.338	-45		Lou Boudreau	22-55	30-47
1957	7	59	94	.386	-38½		Boudreau (36-67)/Craft (23-27)	37-40	22-54
1958	7	73	81	.474	-19		Harry Craft	43-34	30-47
1959	7	66	88	.429	-28		Harry Craft	37-40	29-48
1960	8	58	96	.377	-39		Bob Elliot	34-43	24-53

YEAR	POS.	W	L	PCT.	GA/GB	WILD CARD	MANAGER	HOME	ROAD
1961	9t	61	100	.379	-47½		Joe Gordon (26-33)/Bauer (35-67)	33-47	28-53
1962	9	72	90	.444	-24		Hank Bauer	39-42	33-48
1963	8	73	89	.451	-31½		Ed Lopat	36-45	37-44
1964	10	57	105	.352	-42		Lopat (17-35)/Mel McGaha (40-70)	26-55	31-50
1965	10	59	103	.364	-43		McGaha (5-21)/Haywood Sullivan (54-82)	33-48	26-55
1966	7	74	86	.463	-23		Alvin Dark	42-39	32-47
1967	10	62	99	.385	-29½		Dark (52-69)/Luke Appling (10-30)	37-44	25-55
K.C. Totals		829	1224	.404				452-575	377-649
1968	6	82	80	.506	-21		Bob Kennedy	44-38	38-42
1969	2	88	74	.543	-9		Hank Bauer (80-69)/McNamara (8-5)	49-32	39-42
1970	2	89	73	.549	-9		John McNamara	49-32	40-41
1971	**1	101	60	.627	+16		Dick Williams	46-35	55-25
1972	****1	93	62	.600	+5½		Dick Williams	48-29	45-33
1973	****1	94	68	.580	+6		Dick Williams	50-31	44-37
1974	****1	90	72	.556	+5		Alvin Dark	49-32	41-40
1975	**1	98	64	.605	+7		Alvin Dark	54-27	44-37
1976	2	87	74	.540	-2½		Chuck Tanner	51-30	36-44
1977	7	63	98	.391	-38½		Jack McKeon (26-27)/Winkles (37-71)	35-46	28-52
1978	6	69	93	.426	-23		Bobby Winkles (24-15)/McKeon (45-78)	38-42	31-51
1979	7	54	108	.333	-34		Jim Marshall	31-50	23-58
1980	2	83	79	.512	-14		Billy Martin	46-35	37-44
1981	**1	64	45	.587	+5		Billy Martin	35-21	29-24
1982	5	68	94	.420	-25		Billy Martin	36-45	32-49
1983	4	74	88	.457	-25		Steve Boros	42-39	32-49
1984	4	77	85	.475	-7		Boros (20-24)/Moore (57-61)	44-37	33-48
1985	4	77	85	.475	-14		Jackie Moore	43-36	34-49
1986	3t	76	86	.469	-16		Moore (29-44)/Jeff Newman (2-8)/ Tony La Russa (45-34)	47-36	29-50
1987	3	81	81	.500	-4		Tony La Russa	42-39	39-42
1988	****1	104	58	.642	+13		Tony La Russa	54-27	50-31
1989	****1	99	63	.611	+7		Tony La Russa	54-27	45-36
1990	****1	103	59	.636	+9		Tony La Russa	51-30	52-29
1991	4	84	78	.519	-11		Tony La Russa	47-34	37-44
1992	**1	96	66	.593	+6		Tony La Russa	51-30	45-36
1993	7	68	94	.420	-26		Tony La Russa	38-43	30-51
1994	2	51	63	.447	-1		Tony La Russa	24-32	27-31
1995	4	67	77	.465	-11½	7th (-12)	Tony La Russa	38-34	29-43
1996	3	78	84	.481	-12	16th (-10)	Art Howe	40-41 ¹	38-43
1997	4	65	97	.401	-25	11th (-31)	Art Howe	35-46	30-51
1998	4	74	88	.457	-14	7th (-18)	Art Howe	39-42	35-46
1999	2	87	75	.537	-8	2nd (-7)	Art Howe	52-29	35-46
2000	**1	91	70	.565	+½	n/a	Art Howe	47-34	44-36
2001	*2	102	60	.630	-14	1st (+17)	Art Howe	53-28	49-32
2002	**1	103	59	.636	+4	n/a	Art Howe	54-27	49-32
2003	**1	96	66	.593	+3	n/a	Ken Macha	57-24	39-42
2004	2	91	71	.562	-1	2nd (-7)	Ken Macha	52-29	39-42
2005	2	88	74	.543	-7	3rd (-7)	Ken Macha	45-36	43-38
2006	**1	93	69	.574	+4	n/a	Ken Macha	49-32	44-37
2007	3	76	86	.469	-18	6th (-18)	Bob Geren	40-41	36-45
2008	3	75	86	.466	-24½	7th (-19½)	Bob Geren	43-38 ²	32-48
2009	4	75	87	.463	-22	t7th (-20)	Bob Geren	40-41	35-46
Oakland Totals		3474	3199	.521				1882-1457	1592-1742
Athletics Totals		8189	8671	.486				4480-3928	3709-4743

* American League Wild Card Champions (1 time)

** American League Western Division Champions (14 times)

*** American League Champions (15 times: Oakland 6 times, Philadelphia 9 times)

**** World Champions (9 times: Oakland 4 times, Philadelphia 5 times)

¹ includes 2-4 record at Las Vegas

² includes 1-1 record at Tokyo

ATHLETICS VS. THE AMERICAN LEAGUE

YEAR	BAL	BOS	CAL	CHI	CLE	DET	MIL	MIN	NY	STL	WAS	TOTAL
1901	8-12	10-10		8-12	14-6	9-7	14-6				11-9	74-62
1902	13-6	11-9		10-10	12-8	16-4				9-10	12-6	83-53
1903		6-13		14-6	11-9	9-11			8-10	11-8	16-3	75-60
1904		9-13		14-8	10-11	12-10			9-12	11-10	16-6	81-70
1905		15-7		12-9	15-7	13-9			11-8	15-7	11-9	92-56
1906		14-8		9-12	10-12	13-6			8-13	9-11	15-5	78-67
1907		14-8		12-10	14-8	8-11			9-10	14-6	17-4	88-57
1908		12-10		9-13	6-16	8-14			14-8	8-13	11-11	68-85
1909		11-10		10-12	13-9	14-8			14-8	14-8	19-3	95-58
1910		18-4		14-8	14-7	13-9			12-9	17-5	14-6	102-48
1911		13-9		11-9	17-5	10-12			15-6	20-2	15-7	101-50
1912		7-15		10-12	14-8	13-9			17-5	16-6	13-7	90-62
1913		11-11		11-11	13-9	15-7			17-5	15-6	14-8	96-57
1914		9-12		17-5	19-3	12-9			14-8	15-7	13-9	99-53
1915		5-17		3-19	7-15	5-17			9-11	6-16	8-14	43-109
1916		6-16		4-18	4-18	4-18			7-15	5-17	6-15	36-117
1917		3-18		7-15	6-16	10-12			7-15	11-11	11-11	55-98
1918		6-13		10-11	7-13	11-9			4-8	8-10	6-12	52-76
1919		6-14		3-17	4-16	6-14			2-18	7-13	8-12	36-104
1920		9-13		6-16	6-16	10-12			3-19	8-14	6-16	48-106
1921		10-12		8-14	7-15	7-14			5-17	5-17	11-11	53-100
1922		12-10		10-12	11-11	6-16			5-17	9-13	12-10	65-89
1923		7-13		12-10	10-12	10-12			6-16	9-13	15-7	69-83
1924		10-12		11-11	11-11	11-11			8-12	13-9	7-15	71-81
1925		17-5		14-8	11-11	14-8			13-9	12-10	7-13	88-64
1926		14-8		15-6	8-14	11-11			13-9	15-7	7-12	83-67
1927		16-6		14-8	12-10	13-9			8-14	16-6	12-10	91-63
1928		18-3		16-6	16-6	14-8			6-16	16-6	12-10	98-55
1929		18-4		13-9	14-7	18-4			14-8	11-10	16-4	104-46
1930		18-4		16-6	15-7	15-7			12-10	16-6	10-12	102-52
1931		16-4		19-3	18-4	18-4			11-11	14-8	11-11	107-45
1932		18-4		15-7	12-10	15-7			8-14	16-6	10-12	94-60
1933		8-14		10-12	16-6	11-11			9-12	14-6	11-11	79-72
1934		9-12		13-9	9-13	10-12			7-15	9-12	11-9	68-82
1935		6-16		10-12	10-12	5-14			6-14	11-11	10-12	58-91
1936		9-13		7-15	9-13	5-17			6-16	11-10	6-16	53-100
1937		3-17		7-15	9-13	8-14			8-14	11-11	8-13	54-97
1938		8-14		10-12	4-18	8-14			5-16	12-9	6-16	53-99
1939		4-18		11-11	4-18	11-11			4-18	13-9	8-12	55-97
1940		4-18		6-16	8-14	11-11			9-13	8-14	8-14	54-100
1941		6-16		12-10	7-15	9-13			8-14	11-11	11-11	64-90
1942		8-14		10-12	6-16	9-13			6-16	6-16	10-12	55-99
1943		11-11		4-18	6-16	9-13			6-16	8-14	5-17	49-105
1944		11-11		13-9	10-12	11-11			9-13	9-13	9-13	72-82
1945		8-14		10-12	6-12	7-15			6-16	10-12	5-17	52-98
1946		5-17		10-12	7-15	5-17			6-16	10-12	6-16	49-105
1947		12-10		11-11	11-11	11-11			9-13	13-9	11-11	78-76
1948		10-12		16-6	6-16	10-12			10-12	18-4	14-8	84-70
1949		8-14		16-6	13-9	8-14			8-14	12-10	16-6	81-73
1950		3-19		11-11	5-17	5-17			7-15	8-14	13-9	52-102
1951		7-15		13-9	6-16	9-13			9-13	14-8	12-10	70-84
1952		10-12		11-11	9-13	17-5			9-13	14-8	9-13	79-75
1953		7-15		12-10	3-19	11-11			5-17	13-9	8-14	59-95
1954	12-10	7-15		5-17	4-18	9-13			4-18		10-12	51-103
1955	12-10	8-14		8-14	5-17	10-12			7-15		13-9	63-91
1956	7-15	10-12		8-14	5-17	6-16			4-18		12-10	52-102
1957	5-16	6-16		8-14	11-11	14-8			3-19		12-10	59-94
1958	10-12	10-12		10-12	12-10	10-12			9-13		12-10	73-81
1959	14-8	11-11		10-12	7-15	7-15			5-17		12-10	66-88
1960	9-13	9-13		7-15	7-15	12-10			7-15		7-15	58-96

YEAR	BAL	BOS	CHI	CLE	DET	KC	LAA	MIL	MIN	NYG	SEA	SEAP	TB	TEX	TOR	WAS	TOT.
1961	5-13	8-10	4-14	9-8	6-12		9-9		7-11	4-14						9-9	61-100
1962	8-10	8-10	9-9	7-11	6-12		6-12		8-10	5-13						15-3	72-90
1963	9-9	11-7	6-12	7-11	5-13		10-8		9-9	6-12						10-8	73-89
1964	5-13	6-12	2-16	8-10	7-11		6-12		9-9	6-12						8-10	57-105
1965	7-11	7-11	5-13	9-9	5-13		5-13		8-10	7-11						6-12	59-103
1966	5-11	9-9	5-13	12-6	12-6		9-9		8-10	5-13						9-9	74-86
1967	8-10	6-12	10-8	7-11	6-12		4-14		8-10	7-11						6-11	62-99
1968	9-9	10-8	8-10	12-6	5-13		13-5		10-8	8-10						7-11	82-80
1969	4-8	8-4	10-8	7-5	5-7		10-8		5-13	6-6		13-5				8-4	88-74
1970	5-7	5-7	16-2	5-7	6-6		11-7	10-8	10-8	5-13						10-2	89-73
1971	4-7	9-3	7-11	8-4	8-4		13-5	11-7	15-3	10-8						9-3	101-60
1972	6-6	3-9	8-7	10-2	8-4		11-7	10-8	8-4	9-8				11-4			93-62
1973	7-5	8-4	12-6	9-3	5-7		10-8	12-6	8-4	4-14				11-7			94-68
1974	6-6	4-8	11-7	7-5	7-5		10-8	12-6	7-5	13-5				8-10			90-72
1975	8-4	6-6	9-9	10-2	6-6		11-7	11-7	7-5	12-6				12-6			98-64
1976	8-4	8-4	9-8	8-4	6-6		9-9	12-6	7-5	7-11				7-11			87-74
1977	2-8	3-8	5-10	3-7	5-5		6-9	10-5	5-5	6-8		7-8		2-13	7-3		63-98
1978	0-11	5-5	8-7	6-4	4-6		5-10	6-9	1-9	6-9		13-2		6-9	7-4		69-93
1979	4-8	3-9	4-9	4-8	5-7		4-9	3-10	6-6	4-9		3-9		8-5		2-11	4-8
1980	5-7	3-9	7-6	6-6	6-6		7-6	10-3	5-7	7-6		4-8		8-5		7-6	8-4
1981	5-7	5-7	6-7	2-3	2-1		3-3	8-2	2-4	8-2		3-4		6-1		4-2	10-2
1982	5-7	4-8	4-9	8-4	3-9		6-7	4-9	5-7	10-3		5-7		6-7		5-8	3-9
1983	4-8	4-8	5-8	5-7	6-6		6-7	8-5	6-6	9-4		4-8		9-4		2-11	6-6
1984	6-6	5-7	7-6	5-7	3-9		8-5	6-7	8-4	5-8		4-8		8-5		8-5	4-8
1985	5-7	4-8	5-8	9-3	4-8		5-8	7-6	9-3	5-8		5-7		8-5		6-7	5-7
1986	7-5	5-7	6-7	2-10	6-6		5-8	3-10	7-5	7-6		7-5		10-3		3-10	8-4
1987	5-7	8-4	4-9	8-4	7-5		8-5	7-6	6-6	3-10		7-5		5-8		6-7	7-5
1988	8-4	9-3	8-5	8-4	8-4		5-8	9-4	9-3	8-5		6-6		9-4		8-5	9-3
1989	7-5	5-7	8-5	10-2	8-4		6-7	8-5	7-5	7-6		9-3		9-4		8-5	7-5
1990	8-4	8-4	5-8	8-4	6-6		9-4	9-4	7-5	7-6		12-0		9-4		8-5	7-5
1991	9-3	4-8	6-7	7-5	8-4		7-6	12-1	4-8	5-8		6-6		6-7		4-9	6-6
1992	6-6	7-5	8-5	6-6	6-6		9-4	8-5	5-7	8-5		6-6		12-1		9-4	6-6
1993	2-10	3-9	6-7	4-8	4-8		7-6	7-6	5-7	5-8		6-6		9-4		5-8	5-7
1994	5-7	3-9	3-6	0-6	4-5		3-7	6-3	1-4	5-2		5-7		4-3		7-3	5-1
1995	7-5	4-8	5-7	0-7	3-2		8-5	7-6	2-7	7-5		9-4		7-6		5-8	3-7
1996	4-9	5-8	7-5	6-6	8-4		7-5	7-6	5-7	7-6		3-9		8-5		7-6	4-8
1997	3-8	4-7	3-8	4-7	4-7		8-3	1-11	6-5	4-7		5-6		7-7		5-7	6-5
1998	3-8	2-9	7-4	8-3	4-7		4-7	7-5		7-4		3-8		5-7		5-6	6-6
1999	7-5	6-4	7-3	2-10	6-4		6-6	4-8		5-7		4-6		6-6		9-1	5-7
2000	8-4	5-5	3-6	6-6	4-6		8-4	8-5		7-5		3-6		9-4		7-2	5-7
2001	7-2	5-4	8-1	3-4	6-1		6-3	14-6		4-5		6-3		9-10		7-2	9-10
2002	5-4	3-6	7-2	5-2	6-1		8-1	11-9		6-3		4-5		8-11		8-1	13-6
2003	7-2	4-3	5-4	6-3	6-3		7-2	12-8		1-8		6-3		7-12		6-3	15-4
2004	7-0	1-8	7-2	3-6	5-4		7-2	9-10		5-2		2-7		11-8		7-2	11-9
2005	6-4	4-6	7-2	3-6	5-1		4-2	9-10		6-4		2-7		12-6		4-5	11-8
2006	4-2	7-3	3-3	6-3	4-5		5-4	8-11		4-6		6-3		17-2		6-3	9-10
2007	4-4	4-4	5-4	4-6	6-4		4-6	10-9		2-5		4-2		5-14		4-6	9-10
2008	5-0	4-6	4-5	4-5	6-3		3-6	9-10		5-5		1-5		10-9		3-6	7-12
2009	5-1	5-5	5-4	5-2	4-5		6-2	7-12		6-4		2-7		5-14		6-4	11-8
Totals		854-1045		877-1005		285-236		186-159		758-1112				374-366			8061-8569
	968-914		955-1012		896-973		406-362		970-980		270-201		72-41		190-163		

Note: Baltimore record also includes Milwaukee Brewers (1901) and St. Louis Browns (1902-53). Minnesota record includes Washington Senators (1901-60). New York record includes Baltimore Orioles (1901-02). Milwaukee record includes Seattle Pilots (1969). Texas record includes Washington Senators (1961-71).

10 OR MORE RUNS IN AN INNING IN OAKLAND HISTORY

Runs	Opponent	Inning	Date	Runs	Opponent	Inning	Date
13	California	B-1	July 5, 1996	10	Seattle	B-3	June 23, 1992
10	Milwaukee	B-4	May 9, 1972	10	at Kansas City	T-3	June 18, 2000
10	at New York	T-5	August 29, 1989				

ATHLETICS VS. THE NATIONAL LEAGUE

YEAR	ARI	ATL	CHI	CIN	COL	FLA	HOU	LA	MIL	NYM	PHI	PIT	STL	SD	SF	WAS	TOTAL
1997					1-3			1-3						3-1	2-2		7-9
1998	2-1				1-2			1-2						2-1	2-2		8-8
1999	2-1				3-0			3-0						1-2	3-3		12-6
2000	2-1				1-2			2-1						3-0	3-3		11-7
2001	3-0				3-0			2-1						2-1	2-4		12-6
2002				3-0			3-0		3-0			3-0			4-2		16-2
2003		1-2				1-2					1-2				3-3	3-0	9-9
2004			1-2	3-0								3-0	0-3		3-3		10-8
2005		2-1								2-1	2-1				4-2	0-3	10-8
2006	0-3				1-2			3-0						1-2	3-3		8-10
2007				2-1			2-1			0-3			1-2		5-1		10-8
2008	1-2	1-2				2-1					2-1				4-2		10-8
2009	1-2				0-3			1-2						2-1	1-5		5-13
Totals	11-10	4-5	1-2	8-1	10-12	3-3	5-1	13-9	3-0	2-4	5-4	6-0	1-5	14-8	39-35	3-3	128-102

Note: Washington record also includes Montreal Expos (2003).

ATHLETICS IN DIVISIONAL PLAY

YEAR	A.L. WEST			A.L. CENTRAL			A.L. EAST			NATIONAL LEAGUE		
	HOME	ROAD	TOTAL	HOME	ROAD	TOTAL	HOME	ROAD	TOTAL	HOME	ROAD	TOTAL
1969	26-19	24-21	50-40				23-13	15-21	38-34			
1970	27-18	25-20	52-38				22-14	15-21	37-35			
1971	24-21	32-13	56-34				22-14	23-12	45-26			
1972	28-13	21-21	49-34				20-16	24-12	44-28			
1973	26-19	23-22	49-41				24-12	21-15	45-27			
1974	31-14	23-22	54-36				18-18	18-18	36-36			
1975	32-13	23-22	55-35				22-14	21-15	43-29			
1976	27-18	17-27	44-45				24-12	19-17	43-29			
1977	23-22	13-31	36-53				12-24	15-21	27-45			
1978	23-21	21-25	44-46				15-21	10-26	25-47			
1979	15-24	10-29	25-53				16-26	13-29	29-55			
1980	25-14	21-18	46-32				21-21	16-26	37-47			
1981	15-11	20-6	35-17				20-10	9-18	29-28			
1982	19-20	16-23	35-43				17-25	16-26	33-51			
1983	22-17	17-22	39-39				20-22	15-27	35-49			
1984	25-14	17-22	42-36				19-23	16-26	35-49			
1985	21-16	15-26	36-42				22-20	19-23	41-43			
1986	18-20	15-24	33-44				29-16	14-26	43-42			
1987	17-22	16-23	33-45				25-17	23-19	48-36			
1988	24-15	23-16	47-31				30-12	27-15	57-27			
1989	25-14	21-18	46-32				29-13	24-18	53-31			
1990	22-17	25-14	47-31				29-13	27-15	56-28			
1991	25-14	15-24	40-38				22-20	22-20	44-40			
1992	29-10	25-14	54-24				22-20	20-22	42-42			
1993	20-19	19-20	39-39				18-24	11-31	29-55			
1994	8-5	9-4	17-9	5-14	7-11	12-25	11-13	11-16	22-29			
1995	13-7	6-13	19-20	11-15	11-16	22-31	14-12	12-14	26-26			
1996	11-9	11-8	22-17	18-12	14-17	32-29	11-20	13-18	24-38			
1997	5-13	6-12	11-25	13-14	12-16	25-30	13-15	9-18	22-33	4-4	3-5	7-9
1998	9-9	9-9	18-18	16-12	14-13	30-25	10-17	8-20	18-37	4-4	4-4	8-8
1999	11-7	4-14	15-21	16-10	10-20	26-30	17-11	17-7	34-18	8-1	4-5	12-6
2000	13-6	9-10	22-16	13-17	15-10	28-27	14-9	16-11	30-20	7-2	4-5	11-7
2001	16-13	16-13	32-26	9-7	18-7	27-14	21-6	10-8	31-14	7-2	5-4	12-6
2002	19-10	13-16	32-26	19-6	13-3	32-9	8-10	15-12	23-22	8-1	8-1	16-2
2003	20-9	14-15	34-24	12-6	13-14	25-20	19-6	9-7	28-13	6-3	3-6	9-9
2004	17-12	14-15	31-27	16-8	11-8	27-16	12-7	11-13	23-20	7-2	3-6	10-8
2005	15-14	17-10	32-24	13-8	12-7	25-15	10-12	11-15	21-27	7-2	3-6	10-8
2006	16-12	18-11	34-23	14-8	8-13	22-21	15-7	14-8	29-15	4-5	4-5	8-10

YEAR	A.L. WEST			A.L. CENTRAL			A.L. EAST			NATIONAL LEAGUE		
	HOME	ROAD	TOTAL	HOME	ROAD	TOTAL	HOME	ROAD	TOTAL	HOME	ROAD	TOTAL
2007	12-16	12-17	24-33	14-11	7-14	21-25	9-10	12-10	21-20	5-4	5-4	10-8
2008	14-14	12-17	26-31	13-9	9-15	22-24	11-11	6-12	17-23	5-4	5-4	10-8
2009	11-18	12-16	23-34	17-8	9-9	26-17	10-8	11-15	21-23	2-7	3-6	5-13
Totals	799-599		1478-1322		183-193		746-614		1384-1337		74-41	128-102
		679-723		219-165		402-358		638-723				

OAKLAND A'S MONTH-BY-MONTH

Year	March	April	May	June	July	August	September	October
1968	-	8-10	13-14	17-12	15-15	16-17	13-12	-
1969	-	11-8	12-13	17-9	18-11	16-15	13-17	1-1
1970	-	8-12	17-11	17-10	15-12	13-17	18-11	1-0
1971	-	17-8	16-10	17-8	14-13	23-8	14-13	-
1972	-	7-4	18-8	18-11	16-15	14-13	18-10	2-1
1973	-	9-11	15-13	18-11	17-12	20-7	15-14	-
1974	-	10-10	17-11	14-14	20-8	15-14	14-13	0-2
1975	-	12-8	16-10	20-9	18-11	15-16	17-10	-
1976	-	9-8	12-17	15-13	17-11	17-12	16-11	1-2
1977	-	12-9	10-15	10-17	10-19	10-18	11-18	0-2
1978	-	16-5	11-15	11-18	17-13	7-21	7-20	0-1
1979	-	8-14	9-19	5-24	8-20	14-15	10-16	-
1980	-	12-8	13-13	7-21	19-10	14-14	16-11	2-2
1981	-	18-3	13-17	6-3	-	10-9	15-12	2-1
1982	-	11-11	12-16	10-18	11-15	14-15	9-17	1-2
1983	-	11-9	11-16	14-15	12-17	17-13	8-16	1-2
1984	-	14-10	9-17	15-14	10-18	14-14	15-12	-
1985	-	9-12	13-12	17-10	13-14	15-14	8-20	2-3
1986	-	11-10	12-16	7-22	14-12	17-11	13-13	2-2
1987	-	9-14	15-10	16-11	12-15	15-14	12-15	2-2
1988	-	16-7	19-8	13-14	16-12	20-9	19-7	1-1
1989	-	18-8	16-10	13-14	16-10	18-11	17-10	1-0
1990	-	14-5	18-9	15-12	17-14	18-9	20-8	1-2
1991	-	13-7	15-12	13-15	15-12	15-14	11-15	2-3
1992	-	14-8	13-14	18-9	15-11	19-10	15-12	2-2
1993	-	7-11	12-16	12-14	12-17	9-21	15-13	1-2
1994	-	7-17	8-19	17-9	15-11	4-7	-	-
1995	-	1-4	16-12	16-12	8-20	17-12	9-16	0-1
1996	-	13-12	11-16	14-15	17-10	11-19	12-12	-
1997	-	13-13	9-21	12-15	8-19	11-16	12-13	-
1998	-	12-14	10-17	15-13	11-16	15-15	11-13	-
1999	-	10-14	17-10	10-16	16-10	19-10	13-14	2-1
2000	-	12-13	15-13	18-7	13-14	11-16	21-7	1-0
2001	-	8-17	18-9	12-15	19-8	22-7	17-4	6-0
2002	-	15-11	10-17	21-7	15-12	24-4	18-8	-
2003	-	17-10	14-13	15-12	16-11	20-9	14-11	-
2004	-	11-12	15-11	17-10	15-12	20-8	12-16	1-2
2005	-	12-12	7-20	19-8	20-6	17-11	11-17	2-0
2006	-	12-12	12-17	18-8	14-13	21-6	15-13	1-0
2007	-	12-13	14-13	15-13	9-18	17-12	9-17	-
2008	1-1	16-11	12-15	16-10	8-17	10-20	12-12	-
2009	-	8-11	11-18	13-15	12-14	14-15	17-10	0-4
Totals	1-1	483-426	556-583	603-533	583-548	648-538	562-529	38-41

FRANCHISE MONTHLY BESTS

Wins

26 July, 1931
 25 July, 1928
 24 August, 2002
 24 July, 1929
 23 four times

Losses

28 July, 1916
 27 September, 1940
 27 September, 1915
 26 August, 1960
 26 August, 1945
 26 August, 1943

Highest Winning Pct.

.857 (24-4) August, 2002
 .857 (18-3) April, 1981
 .852 (23-4) May, 1931
 .821 (23-5) August, 1914
 .815 (22-5) May, 1929

Lowest Winning Pct.

.067 (2-28) July, 1916
 .077 (1-12) April, 1951
 .103 (3-26) August, 1943
 .130 (3-20) July, 1938
 .136 (3-19) June, 1916

ATHLETICS FRANCHISE RECORDS

TEAM GENERAL

Most Games Won

Season	107 (1931)
Home	60 (1931)
Road	55 (1971)
Consecutive	20 (August 13 to September 4, 2002)
Consecutive, Home	22 (July 15-August 31, 1931)
Consecutive, Road	14 (May 3-30, 1931)
vs. One Team	20 (St. Louis, 1911)
by Shutout	27 (1907, 1909)
by One Run	33 (2004)
Month	26 (July, 1931)

Most Games Lost

Season	117 (1916)
Home	55 (1956, 1964)
Road	64 (1916)
Consecutive	20 (1916, 1943)
Consecutive, Home	13 (May 27-July 6, 1920)
Consecutive, Road	22 (July 11-August 23, 1943)
vs. One Team	19 (five times. Last: New York, 1957)
by Shutout	24 (1943)
Fewest lost by shutout	2 (1902, 1931 and 1932)
by One Run	40 (1908)
Month	28 (July, 1916)

Most Games

Season	163 (1964, 1968)
Shutout	41 (1909)
One Run	65 (1908)
Month	40 (August, 1938)

Highest Winning Percentage

Season	704 (1931)
Home	800 (1931)
Road	688 (1971)
Shutout Games	857 (1931, 12-2)
One-Run Games	698 (1928, 30-13)
Month	857 (August, 2002; 24-4) 857 (April, 1981; 18-3)
Homestand (min. 6 games)	1.000 (August 23-29, 2004; 7-0) 1.000 (September 3-10, 2001; 7-0) 1.000 (May 4-12, 1948; 7-0) 1.000 (nine times, last: June 13-18, 2006; 6-0)
Roadtrip (min. 6 games)	1.000 (May 9-21, 1931; 11-0) 1.000 (August 19-28, 2002; 10-0) 1.000 (April 9-16, 1981; 8-0)

Lowest Winning Percentage

Season	235 (1916)
Home	267 (1915)
Road	169 (1916)
Shutout Games	045 (1919, 1-21)
One-Run Games	256 (1916, 11-32)
Month	067 (July, 1916; 2-28)
Homestand (min. 6 games)	000 (August 10-16, 1956; 0-6) 000 (July 5-11, 1937; 0-6) 000 (September 27-October 2, 1920; 0-6)
Road Trip (min. 6 games)	000 (13 times. Most losses: 0-9, September 22-October 1, 1995)

Most Players Used

Season	56 (1915)
Pitchers, Season	27 (1915)
Game, Extra Innings	30 (vs. Chi., Sept. 19, 1972; 15 inn.)
Pitchers, Extra Innings	9 (vs. Sea., Sept. 20, 1997; 15 inn.)

Fewest Players Used

Season	19 (1905)
Pitchers, Season	7 (1905)

Length of Game

Most Innings	24 (at Boston, September 1, 1906) 24 (vs. Detroit, July 21, 1945)
Longest Time, 9 innings	4:15 (at Tampa Bay, May 31, 2002)

Left On Base

Season, Most	1274 (2004)
Season, Fewest	925 (1957)
Extra Inning Game, Fewest	0 (New York, June 22, 1929; 14 inn.)

Scoring Margin

Victory	22 (vs. Detroit, May 18, 1912; 24-2)
Shutout Victory	16 (vs. Chicago, July 25, 1928) 16 (vs. Chicago, August 29, 1937) 16 (vs. Chicago, May 23, 1959) 16 (vs. San Francisco, June 26, 2005)
Defeat	23 (vs. Chicago, April 23, 1955; 6-29) 23 (vs. New York, May 24, 1936; 2-25)
Shutout Defeat	21 (New York, August 13, 1939)
Largest Deficit Overcome to Win 12	(vs. Cle., June 15, 1925)

Errors

Season, Most	338 (1915)
Season, Fewest	84 (2006)
Consecutive Games, No Errors	12 (June 3-15, 2002)

Double Plays Turned

Most, Season	217 (1949)
Game	6 (several times. Last: at Chicago, May 17, 1995)

TEAM BATTING

Batting Average

Highest	307 (1925)
Lowest	223 (1908)

Slugging Percentage

Highest	458 (2000)
Lowest	292 (1908)

On-Base Percentage

Highest	372 (1927)
Lowest	281 (1908)

Most At Bats

Season	5728 (2004)
--------	-------------

Most Runs

Season	981 (1932)
Game	24 (vs. Detroit, May 18, 1912) 24 (vs. Boston, May 1, 1929)
Game, loss	16 (at Texas, May 5, 2000; 16-17)
Game, both clubs	36 (Boston, June 29, 1950; 14-22)
Inning	13 (vs. California, July 5, 1996; 1st) 13 (vs. Chicago, April 21, 1956; 2nd) 13 (vs. Cleveland, June 15, 1925; 8th)
Consecutive innings, no runs	48 (Sept. 22-26, 1906)
Two consecutive games	34 (June 18-19, 2000) 34 (June 14-15, 1969)
Three consecutive games	44 (June 17-19, 2000)
Consecutive games, one or more runs	113 (Aug. 23, 1931 to July 8, 1932)

Most Hits

Season	1659 (1925)
Game, Nine Innings	29 (Boston, May 1, 1929)
Game, Extra Innings	29 (at Texas, July 1, 1979; 15 inn.)

Most Singles

Season	1206 (1925)
--------	-------------

Most Doubles

Season	336 (2004)
--------	------------

Most Triples

Season	108 (1912)
Game	6 (vs. Detroit, May 18, 1912)

Most Home Runs

Season	243 (1996)
Season, Home	126 (2000)
Season, Road	130 (1996)
Season, Grand Slam	14 (2000)
Season, Pinch Hit	8 (1970)
Season, Inside The Park	13 (1911)
Season, vs. One Team	34 (Detroit, 1957)
Season, Back-To-Back	13 (2000)
Players with 30 or More Home Runs	3 (1996, 1999, 2001)
Players with 20 or More Home Runs	5 (1996, 1999, 2000, 2004)
Players with 10 or More Home Runs	9 (2000)
Month	55 (June, 1996 and August, 1999)
Game	8 (at California, June 27, 1996)
Game, Grand Slam	2 (at Seattle, September 10, 2007) 2 (at Toronto, August 24, 2003)
Inning	4 (vs. Boston, August 21, 1997 3rd inning: Giambi, Young, McDonald, Canseco) 4 (vs. Tampa Bay, August 1, 1999 4th inning: Tejada, Chavez, Giambi, Jaha) 4 (vs. Chicago, April 27, 2002 3rd inning: Hatteberg, Long, Pena, Menechino)
Consecutive	3 (12 times), last: vs. Texas, April 15, 2006 (Chavez, Thomas, Bradley)
Consecutive Games with a Home Run	23 (July 2-27, 1996)
Two consecutive games	12 (June 25-27, 1996)

Most Total Bases

Season	2546 (1996)
Game	44 (at California, June 27, 1996) 44 (Boston, May 1, 1929)

Most Extra Base Hits

Season	555 (2001)
--------	------------

Most Runs Batted In

Season	923 (1932)
--------	------------

Most Walks

Season	783 (1949)
--------	------------

Most Strikeouts

Season	1226 (2008)
Game	19 (at Seattle, June 24, 1997)

Most Hit By Pitcher

Season	.88 (2001)
--------	------------

Most Sacrifice Hits

Season	147 (1906)
--------	------------

Most Sacrifice Flies

Season	.77 (1984)
--------	------------

Most Grounded Into Double Plays

Season	170 (1950 and 2006)
--------	---------------------

Most Stolen Bases

Season	341 (1976)
--------	------------

TEAM PITCHING**Earned Run Average**

Lowest	1.79 (1910)
Highest	6.08 (1936)

Complete Games

Most	136 (1904)
Fewest	2 (1997 and 2009)

Shutouts

Most	27 (1907, 1909)
Fewest	1 (1919, 1997)
Consecutive	3 (10 times. Last: August 28-31, 1996)

Saves

Most	.64 (1988 and 1990)
Fewest	.13 (1980)

Innings Pitched

Most	1489.1 (1988)
Fewest	1324 (1938)

Hits

Most, Season	1734 (1997)
Fewest, Season	1069 (1909)

Runs Allowed

Most, Season	1045 (1936)
Most, Game	29 (vs. Chicago, April 23, 1955)
Fewest, Season	408 (1909)

Earned Runs Allowed

Most	.913 (1936)
Fewest	.282 (1910)

Walks Allowed

Most, Season	827 (1915)
Most, Game	18 (Detroit, May 9, 1916)
Fewest, Season	.366 (1904)

Strikeouts

Most, Season	1124 (2009)
Most, Extra Inning Game	26 (vs. Cal., July 9, 1971; 20 inn.)
Fewest, Season	.371 (1924)

Athletics Franchise Records, continued

Home Runs Allowed

Most, Season220 (1964)
Most, Game8 (vs. New York, June 28, 1939)
Most, Inning5 (vs. Minnesota, June 9, 1966; 7th inn.)
Most Grand Slams, Season8 (1993, 1999)
Fewest, Season8 (1910)
Fewest Grand Slams, Season0 (17 times. Last: 2003)

Hit Batters

Most, Season81 (1911)
Fewest, Season9 (1931)

Wild Pitches

Most, Season72 (1979)
Most, Game 4 (several times. Last: vs. Ana., Sept. 24, 1998)	
Fewest, Season13 (1946)

INDIVIDUAL BATTING

Highest Batting Average

Career356 (Al Simmons, 1924-32, 40-41, 44)
Season, Right Hander426 (Nap Lajoie, 1901)
Season, Left Hander365 (Eddie Collins, 1911)
Season, Switch Hitter303 (Dave Philleay, 1953)
Season, Pinch Hitter (min. 30 ab)	...452 (Elmer Valo, 1955)
Season, Designated Hitter328 (Erubiel Durazo, 2004)
Season, Rookie334 (Socks Seybold, 1901)

Highest Slugging Percentage

Career640 (Jimmie Foxx, 1925-35)
Season, Right Hander749 (Jimmie Foxx, 1932)
Season, Left Hander660 (Jason Giambi, 2001)
Season, Switch Hitter493 (Nick Swisher, 2006)
Season, Rookie618 (Mark McGwire, 1997)

Highest On-Base Percentage

Career440 (Jimmie Foxx, 1925-35)
Season, Left Hander477 (Jason Giambi, 2001)
Season, Right Hander469 (Jimmie Foxx, 1932)
Season, Switch Hitter381 (Nick Swisher, 2007)
Season, Rookie414 (Ferris Fain, 1947)

Most Games Played

Career1795 (Bert Campaneris, 1964-76)
Season162 (Miguel Tejada, 2001, 2002 and 2003)
	162 (Terrence Long, 2001 and 2002)
	162 (Alfredo Griffin, 1985 and 1986)
	162 (Sal Bando, 1968, 1969 and 1973)
	162 (Norm Siebern, 1962)
Season, Rookie160 (Phil Garner, 1975)
Consecutive594 (Miguel Tejada, June 2, 2000-Sept. 28, 2003)

Most At Bats

Career7180 (Bert Campaneris, 1964-76)
Season670 (Al Simmons, 1932)
Season, Rookie611 (Dick Howser, 1961)
Game11 (Irv Hall vs. Detroit, July 21, 1945)

Most Runs

Career1270 (Rickey Henderson, 1979-84, 89-95, 98)
Season152 (Al Simmons, 1930)
Season, Rookie108 (Dick Howser, 1961)
Game5 (several times. Last: Luis Polonia at Kansas City, September 9, 1988)

Most Hits

Career1882 (Bert Campaneris, 1964-76)
Season, Right Hander253 (Al Simmons, 1925)
Season, Left Hander214 (Doc Cramer, 1935)
Season, Switch Hitter188 (Dave Philleay, 1953)
Season, Rookie183 (Al Simmons, 1924)
Game6 (Danny Murphy at Boston, July 8, 1902)
	6 (Jimmie Foxx vs. Wash., May 30, 1930; 1st game, 13 inn.)
	6 (Roger Cramer at Chicago, June 20, 1932)
	6 (Jimmie Foxx at Cleveland, July 10, 1932; 18 inn.)
	6 (Bob Johnson vs. Chi., June 16, 1934; 2nd game, 11 inn.)
	6 (Roger Cramer vs. Detroit, July 13, 1935)
	6 (Joe DeMaestri at Detroit, July 8, 1955; 11 inn.)
Consecutive8 (several times. Last: Dave Magadan, August 26-30, 1997)
Hitting Streak29 (Billy Lamar, May 30-June 29, 1925)

Most Singles

Career1472 (Bert Campaneris, 1964-76)
Season174 (Al Simmons, 1925)
Season, Rookie135 (Al Simmons, 1924)
Game6 (Roger Cramer at Chicago, June 20, 1932)
	6 (Joe DeMaestri at Detroit, July 8, 1955; 11 inn.)

ATHLETICS THREE-HOMER GAMES

Joe Hauser at Cleveland, August 2, 1924
Mickey Cochrane at St. Louis, May 21, 1925
Jimmie Foxx at Cleveland, July 10, 1932
Al Simmons vs. Detroit, July 15, 1932
Jimmie Foxx vs. New York, June 8, 1933
Ed Coleman vs. Chicago, August 17, 1934
Pinky Higgins vs. Boston, June 27, 1935
Sam Chapman vs. Boston, August 15, 1946
Hector Lopez vs. Washington, June 26, 1958
Preston Ward vs. Baltimore, September 9, 1958
Bob Cerv vs. Boston, August 20, 1959
Manny Jimenez at Baltimore, July 4, 1964
Reggie Jackson vs. Seattle, July 2, 1969

Dave Kingman at Seattle, April 16, 1984
Mark McGwire at Cleveland, June 27, 1987
Jose Canseco at Toronto, July 3, 1988
Harold Baines vs. Baltimore, May 7, 1991
Dave Henderson vs. Minnesota, August 3, 1991
Mark McGwire at Boston, June 11, 1995
Ernie Young vs. Minnesota, May 10, 1996
Geronimo Berroa at New York, May 22, 1996
Geronimo Berroa vs. Minnesota, August 12, 1996
Miguel Tejada vs. Los Angeles, June 11, 1999
Miguel Tejada at Texas, June 30, 2001
Erubiel Durazo at Baltimore, August 18, 2004

Most Doubles

Career 365 (Jimmy Dykes, 1918-32)
Season 53 (Al Simmons, 1926)
Season, Rookie 44 (Bob Johnson, 2000)
Game 4 (Frankie Hayes at Cleveland, July 25, 1936)

Most Triples

Career 102 (Danny Murphy, 1902-13)
Season 21 (Frank Baker, 1912)
Season, Rookie 19 (Frank Baker, 1909)
Game 3 (Bert Campaneris vs. Cle., Aug. 29, 1967; 10 inn.)

Most Home Runs

Career 363 (Mark McGwire, 1986-97)
Career, Pinch Hit 5 (Gus Zernial, 1951-57)
5 (Jeff Burroughs, 1982-84)
5 (Terry Steinbach, 1986-96)
5 (Mark McGwire, 1986-97)
5 (Mike Aldrete, 1993-95)
Career, Designated Hitter 98 (Dave Kingman, 1984-86)
Career, Grand Slams 9 (Jimmie Foxx, 1925-35)
9 (Sam Chapman, 1938-41, 45-51)
9 (Gus Zernial, 1951-57)
9 (Mark McGwire, 1986-97)
Career, Inside The Park 18 (Danny Murphy, 1902-13)
Career, Leadoff 43 (Rickey Henderson, 1979-84, 89-95, 98)
Season, Right Hander 58 (Jimmie Foxx, 1932)
Season, Left Hander 47 (Reggie Jackson, 1969)
Season, Switch Hitter 35 (Nick Swisher, 2006)
Season, Pinch Hitter 4 (Jeff Burroughs, 1982)
Season, Designated Hitter 39 (Frank Thomas, 2006)
Season, Grand Slams 4 (Jason Giambi, 2000)
Season, Inside The Park 4 (Danny Murphy, 1904)
Season, Leadoff 7 (Rickey Henderson, 1993)
Season, Rookie 49 (Mark McGwire, 1987)
Season, Home 31 (Jimmie Foxx, 1932)
31 (Jimmie Foxx, 1933)
Season, Road 28 (Mark McGwire, 1987)
28 (Mark McGwire, 1996)
28 (Jose Canseco, 1991)
Month 15 (Bob Johnson, June, 1934)
15 (Mark McGwire, May, 1987)
Game 3 (25 times. Last: Erubiel Durazo
at Baltimore, August 18, 2004)
Game, Both Sides of Plate eight times. Last: Nick Swisher
(September 9, 2007 at Texas)
Two Consec. Games 5 (Mark McGwire, June 27-28, 1987)
5 (Mark McGwire, June 10-11, 1995)
Inning 2 (Mark McGwire at Seattle, Sept. 22, 1996; 5th inn.)
Consecutive Games With Home Run 6 (Frank Thomas,
September 5-11, 2006)
Consecutive At Bats With Home Run 4
(Jimmie Foxx vs. Washington and N.Y., June 7-8, 1933)
(Mike Epstein vs. Washington, June 15-16, 1971)
Home Run, First Major League At Bat five times:
(Ace Parker, April 30, 1937 vs. Boston)
(Gene Hasson, September 9, 1937 vs. Washington, G#1)
(Bert Campaneris, July 23, 1964 vs. Minnesota)
(Joe Keough, August 7, 1968 at New York, G#2)
(Terry Steinbach, September 12, 1986 at Cleveland)

Most Runs Batted In

Career 1178 (Al Simmons, 1924-32, 40-41, 44)
Season, Right Hander 169 (Jimmie Foxx, 1932)
Season, Left Hander 137 (Jason Giambi, 2000)
Season, Switch Hitter 101 (Ruben Sierra, 1993)
Season, Designated Hitter 114 (Frank Thomas, 2006)
Season, Rookie 118 (Mark McGwire, 1987)
Game 10 (Reggie Jackson at Boston, June 14, 1969)
Inning 6 (Bob Johnson at Chicago, Aug. 29, 1937; 1st inn.)
6 (Joe Astroth at Washington, Sept. 23, 1950; 6th inn.)
6 (Matt Stairs vs. California, July 5, 1996; 1st inn.)
Consecutive Games With RBI 11 (Al Simmons, 1931)

Most Total Bases

Career 2998 (Al Simmons, 1924-32, 40-41, 44)
Season 438 (Jimmie Foxx, 1932)
Season, Rookie 344 (Mark McGwire, 1987)
Game 16 (Jimmie Foxx at Cleveland, July 10, 1932; 18 inn.)

Most Extra Base Hits

Career 655 (Al Simmons, 1924-32, 40-41, 44)
Season 100 (Jimmie Foxx, 1932)
Season, Rookie 81 (Mark McGwire, 1987)
Game 4 (several times. Last: Matt Holliday
vs. Minnesota, July 20, 2009)

Most Walks

Career 1227 (Rickey Henderson, 1979-84, 89-95, 98)
Career, Intentional 84 (Reggie Jackson, 1967-75, 87)
Season 149 (Eddie Joost, 1949)
Season, Rookie 95 (Ferris Fain, 1947)
Season, Intentional 24 (Jason Giambi, 2001)
Game 5 (several times. Last: Mark McGwire
vs. Kansas City, April 26, 1997)
Consecutive 7 (Jose Canseco, August 4-5, 1992)

Most Strikeouts

Career 1226 (Reggie Jackson, 1967-75, 87)
Season 197 (Jack Cust, 2008)
Season, Rookie 175 (Jose Canseco, 1986)
Game 5 (several times. Last: Nick Swisher
at San Diego, June 29, 2006)
Consecutive Games 8 (Rick Monday, April 28-29, 1970)
8 (Jose Canseco, July 14-16, 1997)

Most Hit By Pitch

Career 87 (Jimmy Dykes, 1918-32)
Season 20 (Don Baylor, 1976)
20 (Jason Kendall, 2005)
Season, Rookie 15 (Olmedo Saenz, 1999)

Most Sacrifice Hits

Career 188 (Jimmy Dykes, 1918-32)
Season 34 (Simon Nicholls, 1907)
Season, Rookie 34 (Simon Nicholls, 1907)

Most Sacrifice Flies

Career 59 (Mark McGwire, 1986-97)
Season 14 (Dave Kingman, 1984)
Season, Rookie 12 (Leo Posada, 1961)
Game 2 (several times. Last: Nick Swisher
at Seattle, September 12, 2007)

Most Grounded Into Double Plays

Career 158 (Pete Suder, 1941-55)
Season 32 (Ben Grieve, 2000)
Season, Rookie 28 (George Kell, 1944)

Athletics Franchise Records, continued

Most Stolen Bases

Career	867 (Rickey Henderson, 1979-84, 89-95, 98)
Season	130 (Rickey Henderson, 1982)
Season, Rookie	42 (Mitchell Page, 1977)
Game	6 (Eddie Collins at Detroit, September 11, 1912)
		6 (Eddie Collins at St. Louis, Sept. 22, 1912; 1st game)

Most Caught Stealing

Career	219 (Rickey Henderson, 1979-84, 89-95, 98)
Season	42 (Rickey Henderson, 1982)
Season, Rookie	21 (Mike Edwards, 1978)

INDIVIDUAL PITCHING

Most Games Won

Career	284 (Eddie Plank, 1901-14)
Season, Right Hander	31 (Jack Coombs, 1910)
Season, Left Hander	31 (Lefty Grove, 1931)
Season, Rookie	20 (Scott Perry, 1918)
		20 (Alex Kellner, 1949)
Consecutive	16 (Lefty Grove, 1931)

Most Games Lost

Career	162 (Eddie Plank, 1901-14)
Season, Right Hander	25 (Scott Perry, 1920)
Season, Left Hander	20 (Alex Kellner, 1950)
Season, Rookie	23 (Elmer Myers, 1916)
Consecutive	19* (Jack Nabors, 1916)

Most Saves

Career	320 (Dennis Eckersley, 1987-95)
Season, Right Hander	51 (Dennis Eckersley, 1992)
Season, Left Hander	17 (Alan Embree, 2007)
Season, Rookie	26 (Andrew Bailey, 2009)
Consecutive Saves (since 1988)	40 (Dennis Eckersley, Sept. 15, 1991-Aug. 8, 1992)

Lowest Earned Run Average

Career	1.97 (Rube Waddell, 1902-07)
Season	1.30 (Jack Coombs, 1910)
Season, Rookie	1.39 (Harry Krause, 1909)

Most Games

Career	525 (Dennis Eckersley, 1987-95)
Season	84 (Billy Koch, 2002)
Season, Rookie	71 (Aaron Small, 1997)

Most Games Started

Career	459 (Eddie Plank, 1901-14)
Season	46 (Rube Waddell, 1904)
Season, Rookie	36 (Scott Perry, 1918)
Consecutive	241 (Dave Stewart, July 29, 1986 to July 17, 1995)

Most Complete Games

Career	362 (Eddie Plank, 1901-14)
Season	39 (Rube Waddell, 1904)
Season, Rookie	31 (Elmer Myers, 1916)

Most Shutouts

Career	59 (Eddie Plank, 1901-14)
Season	13 (Jack Coombs, 1910)
Season, Rookie	7 (Harry Krause, 1909)
Consecutive Scoreless IP	53.0 (Jack Coombs, 1910)

Most Innings Pitched

Career	3860.2 (Eddie Plank, 1901-14)
Season	383 (Rube Waddell, 1904)
Season, Rookie	332.1 (Scott Perry, 1918)
Game	24 (Jack Coombs at Boston, September 1, 1906)

Hits

Career, Most	3438 (Eddie Plank, 1901-14)
Season, Most	360 (Jack Coombs, 1911)
Season, Rookie	295 (Scott Perry, 1918)
Game, Most	26 (Hod Lisenbee at Chicago, Sept. 11, 1936)
Game, Most, Extra Inn.	29 (Eddie Rommel at Cleveland, July 10, 1932)
Game, Fewest	0 (13 times, 11 complete)

Most Runs

Career	1374 (Eddie Plank, 1901-14)
Season	169 (Elmer Myers, 1916)
Season, Rookie	169 (Elmer Myers, 1916)

Most Earned Runs

Career	1025 (Eddie Plank, 1901-14)
Season	146 (George Earnshaw, 1930)
Season, Rookie	130 (Buck Ross, 1936)

Most Walks

Career	913 (Eddie Plank, 1901-14)
Season	168 (Elmer Myers, 1916)
Season, Rookie	168 (Elmer Myers, 1916)
Game	16 (Bruno Haas vs. New York, June 23, 1915)

Most Strikeouts

Career	1985 (Eddie Plank, 1901-14)
Season	349 (Rube Waddell, 1904)
Season, Rookie	182 (Elmer Myers, 1916)
Game, Nine Innings	16 (Jose Rijo at Seattle, April 19, 1986)
Game, Extra Innings	18 (Jack Coombs at Boston, September 1, 1906; 24 inn.)
		18 (Jack Coombs at Chicago, August 4, 1910; 16 inn.)
Inning	4 (Erik Hiljus, June 30, 2001 at Texas; 7th inn.)
		(Blake Stein, July 27, 1998 at Tampa Bay; 4th inn.)

Most Home Runs

Career	261 (Jim Hunter, 1965-74)
Season	40 (Orlando Peña, 1964)
Season, Rookie	27 (Dan Pfister, 1962)
		27 (Trevor Cahill, 2009)
Game	6 (George Caster vs. Boston, September 24, 1940)

Most Hit Batters

Career	185 (Eddie Plank, 1901-14)
Season	32 (Chick Fraser, 1901)
Season, Rookie	25 (Chief Bender, 1903)

Most Wild Pitches

Career	87 (John Odom, 1964-75)
Season	22 (Mike Moore, 1992)
Season, Rookie	16 (Stu Flythe, 1936)

OAKLAND ATHLETICS RECORDS

TEAM GENERAL

Most Games Won

Season	104 (1988)
Home	57 (2003)
Road	55 (1971)
Consecutive	20 (August 13 to September 4, 2002)
Consecutive, Home	20 (August 25, 2001 to April 3, 2002)
Consecutive, Road	12 (July 31-August 15, 1971)
vs. One Team	17 (Seattle, 2006)
by Shutout	23 (1972)
by One Run	33 (2004)
in Extra Innings	14 (1988)
Month	24 (August, 2002)
Homestand	11 (June 1-13, 2004)
Roadtrip	11 (May 29-June 11, 1972)

Most Games Lost

Season	108 (1979)
Home	50 (1979)
Road	58 (1979)
Consecutive	14 (July 29-August 12, 1977)
Consecutive, Home	12 (July 29-August 21, 1977)
Consecutive, Road	15 (May 24-June 23, 1986)
vs. One Team	14 (Minnesota, 1973)
	14 (Seattle, 2007)
	14 (Seattle, 2009)
by Shutout	19 (1978)
Fewest lost by shutout	3 (2001, 2004)
by One Run	32 (1976)
in Extra Innings	14 (1976)
Month	24 (June, 1979)
Homestand	10 (July 26-August 7, 1977)
Roadtrip	11 (July 15-29, 1993)
	11 (June 12-25, 1978)

Most Games

Season	163 (1968)
Shutout	31 (1972)
One Run	59 (1976)
Extra Innings	22 (1969 and 1976)
Month	33 (August, 1968)

Highest Winning Percentage

Season	642 (1988)
Home	704 (2003)
Road	688 (1971)
Shutout Games	800 (1989, 20-5)
One-Run Games	696 (2002, 32-14)
Extra Inning Games	889 (1975, 8-1)
Month	857 (August, 2002; 24-4)
	857 (April, 1981; 18-3)
Homestand (min. 6 games)	1.000 (Sept. 3-10, 2001; 7-0)
	1.000 (August 23-29, 2004; 7-0)
	1.000 (September 1-6, 1970; 6-0)
	1.000 (September 10-16, 1992; 7-0)
	1.000 (May 15-20, 2001; 6-0)
	1.000 (August 7-12, 2001; 6-0)
	1.000 (August 26-31, 2003; 6-0)
	1.000 (June 13-18, 2006; 6-0)
Roadtrip (min. 6 games)	1.000 (August 19-28, 2002; 10-0)
	1.000 (April 9-16, 1981; 8-0)

Lowest Winning Percentage

Season	.333 (1979)
Home	.383 (1979)
Road	.284 (1979)
Shutout Games	100 (1997, 1-9)
One-Run Games	381 (1980, 16-26)
Extra Inning Games	231 (2009, 3-10)
Month	.172 (June, 1979; 5-24)
Homestand (min. 6 games)	.100 (July 6-15, 1979; 1-9)
Roadtrip (min. 6 games)	.000 (nine times. Most losses: 0-9, September 22-October 1, 1995)

Most Players Used

Season	54 (2007)
Pitchers, Season	26 (1997 and 2009)
Game, Nine Innings	22 (five times. Last: at Seattle, September 28, 2003)
Game, Extra Innings	30 (vs. Chi., Sept. 19, 1972; 15 inn.)
Pitchers, Game	8 (at Baltimore, July 7, 1994)
Pitches, Extra Innings	9 (vs. Seattle, Sept. 20, 1997; 15 inn.)

Fewest Players Used

Season	33 (1979)
Pitchers, Season	11 (1974)

Length of Game

Most Innings	.21 (at Washington, June 4, 1971)
Longest Time, Nine Innings	4:15 (at Tampa Bay, May 31, 2002)
Longest Time, Extra Innings	6:00 (at New York, August 9, 2002; 16 inn.)
Shortest Game	1:35 (vs. Kansas City, Sept. 28, 1971)

Left On Base

Season, Most	1274 (2004)
Season, Fewest	1030 (1979)
Nine Inning Game, Most	17 (at Chicago, Sept. 18, 1982)
Extra Inning Game, Most	21 (at Texas, July 1, 1979; 15 inn.)

Scoring Margin

Victory	21 (vs. Texas, September 30, 2000; 23-2)
Shutout Victory	16 (vs. San Francisco, June 26, 2005)
Defeat	16 (five times. Last: vs. San Francisco, June 4, 2000; 2-18)
Shutout Defeat	16 (at Kansas City, June 25, 1984)
Largest Deficit Overcome to Win	10 (vs. Minnesota, July 20, 2009)
Largest Lead Surrendered to Lose	8 (at Texas, May 5, 2000)

Errors

Season, Most	190 (1977)
Season, Fewest	84 (2006)
Nine Inning Game, Most	7 (vs. Kansas City, July 24, 1976)
	7 (at Chicago, September 20, 1977)
	7 (vs. Cleveland, June 7, 1987)
Consecutive Games, No Errors	12 (June 3-15, 2002)

Double Plays Turned

Most, Season	195 (1996)
Game	6 (at Kansas City, September 13, 1970)
	6 (at Chicago, May 17, 1995)

Oakland Athletics Records, continued

TEAM BATTING

Batting Average

Highest	.270 (2000, 2004)
Lowest	.236 (1982)

Slugging Percentage

Highest	.458 (2000)
Lowest	.343 (1968)

On-Base Percentage

Highest	.360 (2000)
Lowest	.302 (1979)

Most At Bats

Season	.5728 (2004)
Game	.76 (at Washington, June 4, 1971; 21 innings)
Game, Nine Innings	.51 (at Boston, June 14, 1969)

Most Runs

Season	.947 (2000)
Game	.23 (vs. Texas, September 30, 2000)
Game, loss	.16 (at Texas, May 5, 2000; 16-17)
Game, both clubs	.33 (at Texas, May 5, 2000; 16-17)
Inning	.13 (vs. California, July 5, 1996; 1st)
Consecutive innings, no runs	.31.0 (May 5-10, 1978)
Two consecutive games	.34 (June 14-15, 1969)
	.34 (June 18-19, 2000)
Three consecutive games	.44 (June 17-19, 2000)
Consecutive games, one or more runs	.104 (June 18, 2001 to April 10, 2002)

Most Hits

Season	.1545 (2004)
Game, Nine Innings	.25 (at Boston, June 14, 1969)
Game, Extra Innings	.29 (at Texas, July 1, 1979; 15 inn.)
Inning	.10 (at Kansas City, May 3, 2000; 7th inn.)

Most Singles

Season	.1061 (1983)
Game	.25 (at Texas, July 1, 1979; 15 inn.)

Most Doubles

Season	.336 (2004)
Game	.08 (at Cleveland, August 29, 1998)
	.08 (vs. Seattle, April 9, 2004)
	.08 (vs. San Francisco, June 26, 2005)
	.08 (vs. Baltimore, June 6, 2009)

Most Triples

Season	.40 (1968)
Game	.03 (six times. Last: at Detroit, August 3, 2002)

Most Home Runs

Season	.243 (1996)
Season, Home	.126 (2000)
Season, Road	.130 (1996)
Season, Grand Slam	.14 (2000)
Season, Inside The Park	.2 (1968, 1970, 1979, 1986, 2000)
Season, vs. one team	.33 (Texas, 2003)
Season, Back-To-Back	.13 (2000)
Players with 30 or more home runs	.03 (1996, 1999, 2001)
Players with 20 or more home runs	.05 (1996, 1999, 2000, 2004)
Players with 10 or more home runs	.09 (2000)
Month	.55 (June, 1996 and August, 1999)
Game	.08 (at California, June 27, 1996)
Game, Grand Slam	.02 (at Toronto, August 24, 2003)
	.02 (at Seattle, September 10, 2007)
Inning	.04 (vs. Boston, August 21, 1997)
	3rd inning: Giambi, Young, McDonald, Canseco
	4 (vs. Tampa Bay, August 1, 1999)
	4th inning: Tejada, Chavez, Giambi, Jaha
	4 (vs. Chicago, April 27, 2002)
	3rd inning: Hatteberg, Long, Pena, Menchino
Consecutive	.03 (eight times, last: vs. Texas, April 15, 2006 (Chavez, Thomas, Bradley))
Consecutive games with a home run	.23 (July 2-27, 1996)
Two consecutive games	.12 (June 25-27, 1996)
Three consecutive games	.15 (June 25-28, 1996)
Four consecutive games	.18 (June 25-29, 1996)

Most Total Bases

Season	.2546 (1996)
Game	.44 (at California, June 27, 1996)
Inning	.21 (at Kansas City, May 3, 2000; 7th inn.)

Most Extra Base Hits

Season	.555 (2001)
Game	.11 (at California, June 27, 1996)
	.11 (at Chicago, April 26, 2001)
	.11 (at Arizona, June 17, 2008)

Most Runs Batted In

Season	.908 (2000)
Game	.23 (vs. Texas, September 30, 2000)

Most Walks

Season	.770 (1999)
Game	.15 (at Baltimore, September 19, 2000)

Most Strikeouts

Season	.1226 (2008)
Game	.19 (at Seattle, June 24, 1997)

ATHLETICS WHO HAVE HIT FOR THE CYCLE

Harry Davis at Boston, July 10, 1901
Nap Lajoie at Cleveland, July 30, 1901
Danny Murphy vs. St. Louis, August 25, 1910
Frank Baker at New York, July 3, 1911 (second game)
Mickey Cochrane at Washington, July 22, 1932
Mickey Cochrane at New York, August 2, 1933
Pinky Higgins at Washington, August 6, 1933
Jimmie Foxx at Cleveland, August 14, 1933
Doc Cramer at New York, June 10, 1934

Sam Chapman at St. Louis, May 5, 1939
Elmer Valo at Chicago, August 2, 1950
Tony Phillips at Baltimore, May 16, 1986
Mike Blowers at Chicago, May 18, 1998
Eric Chavez vs. Baltimore, June 21, 2000
Miguel Tejada at Seattle, September 29, 2001
Eric Byrnes at San Francisco, June 29, 2003
Mark Ellis vs. Boston, June 4, 2007

Oakland Athletics Records, continued

INDIVIDUAL BATTING

Highest Batting Average

Career	.300 (Jason Giambi, 1995-2001, 09)
Season, Left Hander	.342 (Jason Giambi, 2001)
Season, Right Hander	.336 (Carney Lansford, 1989)
Season, Switch Hitter	.290 (Brent Gates, 1993)
Season, Pinch Hitter	.636 (Mike Macfarlane, 1998)
Season, Designated Hitter	.328 (Eruviel Durazo, 2004)
Season, Rookie	.307 (Mitchell Page, 1977)

Highest Slugging Percentage

Career	.551 (Mark McGwire, 1986-97)
Season, Right Hander	.730 (Mark McGwire, 1996)
Season, Left Hander	.660 (Jason Giambi, 2001)
Season, Switch Hitter	.493 (Nick Swisher, 2006)
Season, Rookie	.618 (Mark McGwire, 1987)

Highest On-Base Percentage

Career	.409 (Rickey Henderson, 1979-84, 89-95, 98)
Season, Left Hander	.477 (Jason Giambi, 2001)
Season, Right Hander	.467 (Mark McGwire, 1996)
Season, Switch Hitter	.381 (Nick Swisher, 2007)
Season, Rookie	.405 (Mitchell Page, 1977)

Most Games Played

Career	1,704 (Rickey Henderson, 1979-84, 89-95, 98)
Season	162 (Sal Bando, 1968, 1969 and 1973) 162 (Alfredo Griffin, 1985 and 1986) 162 (Terrence Long, 2001 and 2002) 162 (Miguel Tejada, 2001, 2002 and 2003)
Season, Rookie	160 (Phil Garner, 1975)
Consecutive	594 (Miguel Tejada, June 2, 2000 to September 28, 2003)

Most At Bats

Career	6,140 (Rickey Henderson, 1979-84, 89-95, 98)
Season	662 (Miguel Tejada, 2002)
Season, Rookie	600 (Jose Canseco, 1986)
Game	9 (10 times. Last: Mike Heath at Texas, July 1, 1979)

Most Runs

Career	1,270 (Rickey Henderson, 1979-84, 89-95, 98)
Season	123 (Reggie Jackson, 1969)
Season, Rookie	104 (Terrence Long, 2000)
Game	5 (Mike Edwards vs. Texas, September 8, 1978) 5 (Mark McGwire at Cleveland, June 27, 1987) 5 (Luis Polonia at Kansas City, September 9, 1988)

Most Hits

Career	1,768 (Rickey Henderson, 1979-84, 89-95, 98)
Season, Right Hander	204 (Miguel Tejada, 2002)
Season, Left Hander	190 (Mark Kotsay, 2004)
Season, Switch Hitter	169 (Alfredo Griffin, 1986)
Season, Pinch Hitter	13 (Bob Johnson, 1969) 13 (Tommy Davis, 1971) 13 (Dave Magadan, 1997)
Season, Rookie	168 (Ben Grieve, 1998) 168 (Terrence Long, 2000)
Game	.5 (28 times. Last: Adam Kennedy vs. Chicago (AL), August 15, 2009)
Consecutive	8 (Brent Gates, May 23-24, 1994) 8 (Dave Magadan, August 26-30, 1997)
Hitting Streak	25 (Jason Giambi, May 12-June 23, 1997)
Consecutive Games Reaching Base	62 (Mark McGwire, Sept. 16, 1995-June 18, 1996)

Multiple Hit Games

Career	.474 (Rickey Henderson, 1979-84, 89-95, 98)
Season	.57 (Mark Kotsay, 2004) 57 (Miguel Tejada, 2002)
Season, Rookie	49 (Terrence Long, 2000) 49 (Brent Gates, 1993)
Season, Five-Hit Games	2 (Sal Bando, 1969) 2 (Adam Kennedy, 2009)
Season, Four-Hit Games	5 (Claudell Washington, 1975) 5 (Carney Lansford, 1988)
Season, Three-Hit Games	19 (Carney Lansford, 1989) 19 (Jason Giambi, 1999) 19 (Mark Kotsay, 2004)

Most Singles

Career	1,271 (Rickey Henderson, 1979-84, 89-95, 98)
Season	153 (Carney Lansford, 1989)
Season, Rookie	117 (Brent Gates, 1993)
Game	5 (Stan Javier vs. Cleveland, July 18, 1988) 5 (Sal Bando at Washington, September 30, 1969)

OAKLAND A'S FIVE-HIT GAMES

Bert Campaneris at Washington, August 9, 1968
Reggie Jackson at Boston, June 14, 1969
Sal Bando at Seattle, July 17, 1969
Tito Francona at Chicago, September 12, 1969
Sal Bando at Seattle, September 30, 1969
Joe Rudi vs. Minnesota, September 22, 1970
Dave Duncan vs. Boston, July 12, 1972
Claudell Washington at Detroit, August 30, 1974
Bert Campaneris at Boston, August 22, 1976
Jim Essian at Texas, July 1, 1979
Tony Phillips at Baltimore, May 16, 1986
Stan Javier vs. Cleveland, July 18, 1988
Luis Polonia at Kansas City, September 9, 1988
Dave Henderson at California, April 16, 1991

Rickey Henderson vs. Texas, September 29, 1991
Carney Lansford at California, September 8, 1992
Geronimo Berroa at Minnesota, April 10, 1994
Jason Giambi at Seattle, July 2, 1996
Dave Magadan vs. New York, August 27, 1997
Ben Grieve at Cleveland, April 29, 1998
Mike Stanley at Toronto, September 4, 2000
Miguel Tejada vs. Texas, June 19, 2003
Eric Byrnes at San Francisco, June 29, 2003
Mark Kotsay vs. Seattle, April 30, 2005
Eric Chavez at Atlanta, June 12, 2005
Adam Kennedy at Boston, July 28, 2009
Mark Ellis at Baltimore, August 10, 2009
Adam Kennedy vs. Chicago (AL), August 15, 2009

Most Doubles

Career 289 (Rickey Henderson, 1979-84, 89-95, 98)
Season 47 (Jason Giambi, 2001)
Season, Rookie 41 (Ben Grieve, 1998)
Game 3 (22 times. Last: Ryan Sweeney
at Texas, September 14, 2009)

Most Triples

Career 41 (Rickey Henderson, 1979-84, 89-95, 98)
Season 12 (Phil Garner, 1976)
Season, Rookie 10 (Luis Polonia, 1987)
Game 2 (10 times. Last: Rajai Davis at Det., Sept. 9, 2008)

Most Home Runs

Career 363 (Mark McGwire, 1986-97)
Career, Pinch Hit 5 (Jeff Burroughs, 1982-84)
5 (Mark McGwire, 1986-97)
5 (Terry Steinbach, 1986-96)
5 (Mike Aldrete, 1993-95)
Career, Designated Hitter 98 (Dave Kingman, 1984-86)
Career, Grand Slams 9 (Mark McGwire, 1986-97)
Career, Inside The Park 4 (Reggie Jackson, 1968-75, 87)
Career, Leadoff 43 (Rickey Henderson, 1979-84, 89-95, 98)
Season, Right Hander 52 (Mark McGwire, 1996)
Season, Left Hander 47 (Reggie Jackson, 1969)
Season, Switch Hitter 35 (Nick Swisher, 2006)
Season, Pinch Hitter 4 (Jeff Burroughs, 1982)
Season, Designated Hitter 39 (Frank Thomas, 2006)
Season, Grand Slams 4 (Jason Giambi, 2000)
Season, Inside The Park 2 (Reggie Jackson, 1968)
Season, Leadoff 7 (Rickey Henderson, 1993)
Season, Rookie 49 (Mark McGwire, 1987)
Season, Home 27 (Jason Giambi, 2001)
Season, Road 28 (Mark McGwire, 1987 and 1996)
28 (Jose Canseco, 1991)
Month 15 (Mark McGwire, May, 1987)
Game 3 (13 times, last: Erubiel Durazo
at Baltimore, August 18, 2004)
Game, Both Sides of Plate seven times, last: Nick Swisher
(September 9, 2007 at Texas)
Two Consecutive Games 5 (Mark McGwire, June 27-28, 1987)
5 (Mark McGwire, June 10-11, 1995)
Inning 2 (Mark McGwire, September 22, 1996; 5th inn.)
Consecutive Games With Home Run 6 (Frank Thomas,
Sept. 5-11, 2006)
Consecutive At Bats With Home Run 4
(Mike Epstein vs. Washington, June 15-16, 1971)
Home Run, First Major League At Bat twice:
(Joe Keough, August 7, 1968 at New York, G#2)
(Terry Steinbach, September 12, 1986 at Cleveland)

Most RBI

Career 941 (Mark McGwire, 1986-97)
Season, Left Hander 137 (Jason Giambi, 2000)
Season, Right Hander 131 (Miguel Tejada, 2002)
Season, Switch Hitter 101 (Ruben Sierra, 1993)
Season, Pinch Hitter 12 (Tommy Davis, 1971)
12 (Jeff Burroughs, 1982)
Season, Designated Hitter 114 (Frank Thomas, 2006)
Season, Rookie 118 (Mark McGwire, 1987)
Game 10 (Reggie Jackson at Boston, June 14, 1969)
Inning 6 (Matt Stairs vs. California, July 5, 1996; 1st inn.)
Consecutive Games With RBI 10 (Rick Monday,
April 20-30, 1969)

Most Total Bases

Career 2640 (Rickey Henderson, 1979-84, 89-95, 98)
Season 347 (Jose Canseco, 1988)
Season, Rookie 344 (Mark McGwire, 1987)
Game 14 (Harold Baines vs. Baltimore, May 7, 1991)

Most Extra Base Hits

Career 563 (Mark McGwire, 1986-97)
Season 87 (Jason Giambi, 2001)
Season, Rookie 81 (Mark McGwire, 1987)
Game 4 (five times. Last: Matt Holliday
vs. Minnesota, July 20, 2009)

Most Walks

Career 1227 (Rickey Henderson, 1979-84, 89-95, 98)
Career, Intentional 84 (Reggie Jackson, 1968-75, 87)
Season 137 (Jason Giambi, 2000)
Season, Rookie 86 (Wayne Gross, 1977)
Season, Intentional 24 (Jason Giambi, 2001)
Game 5 (Bill North vs. California, September 17, 1973)
5 (Rickey Henderson vs. California, April 8, 1982)
5 (Jose Canseco at Texas, August 4, 1992)
5 (Mark McGwire vs. Kansas City, April 26, 1997)
Consecutive 7 (Jose Canseco, August 4-5, 1992)

Most Strikeouts

Career 1180 (Reggie Jackson, 1968-75, 87)
Season 197 (Jack Cust, 2008)
Season, Rookie 175 (Jose Canseco, 1986)
Game 5 (Reggie Jackson vs. Minnesota, Sept. 27, 1968)
5 (Rick Monday at Boston, April 29, 1970)
5 (Tony Armas vs. Milwaukee, May 9, 1981)
5 (Jose Canseco vs. Kansas City, July 16, 1997)
5 (John Jaha at Cleveland, April 20, 2000)
5 (Nick Swisher at San Diego, June 29, 2006)
Consecutive Games 8 (Rick Monday, April 28-29, 1970)
8 (Jose Canseco, July 14-16, 1997)

Most Hit By Pitch

Career 59 (Sal Bando, 1968-76)
Season 20 (Don Baylor, 1976)
20 (Jason Kendall, 2005)
Season, Rookie 15 (Olmedo Saenz, 1999)
Game 2 (29 times. Last: Donnie Murphy
vs. Los Angeles, July 11, 2008)

Most Sacrifice Hits

Career 101 (Bert Campaneris, 1968-76)
Season 22 (Dwayne Murphy, 1980)
Season, Rookie 21 (Phil Garner, 1975)
Game 2 (60 times. Last: Vin Mazzaro
at Los Angeles (NL), June 18, 2009)

Most Sacrifice Flies

Career 59 (Mark McGwire, 1986-97)
Season 14 (Dave Kingman, 1984)
Season, Rookie 9 (Jose Canseco, 1986)
Game 2 (24 times. Last: Jack Cust
at San Francisco, June 13, 2008)

Most Grounded Into Double Plays

Career 137 (Terry Steinbach, 1986-96)
Season 32 (Ben Grieve, 2000)
Season, Rookie 20 (Bobby Crosby, 2004)
Game 2 (164 times. Last: Tommy Everidge
at Baltimore, August 12, 2009)

Oakland Athletics Records, continued

Most Stolen Bases

Career867 (Rickey Henderson, 1979-84, 89-95, 98)
Season130 (Rickey Henderson, 1982)
Season, Rookie42 (Mitchell Page, 1977)
Game5 (Bert Campaneris vs. Minnesota, May 24, 1976)
5 (Rickey Henderson vs. Seattle, July 29, 1989)
Consecutive28 (Stan Javier, May 31-October 1, 1995)

Most Caught Stealing

Career219 (Rickey Henderson, 1979-84, 89-95, 98)
Season42 (Rickey Henderson, 1982)
Season, Rookie21 (Mike Edwards, 1978)
Game3 (Rickey Henderson at California, July 27, 1982)

INDIVIDUAL PITCHING

Most Games Won

Career131 (Jim Hunter, 1968-74)
Season, Right Hander27 (Bob Welch, 1990)
Season, Left Hander24 (Vida Blue, 1971)
Season, Rookie12 (Chris Codiroli, 1983)
12 (Joe Blanton, 2005)
Consecutive13 (Jim Hunter, 1973)

Most Games Lost

Career105 (Rick Langford, 1977-86)
Season, Right Hander20 (Brian Kingman, 1980)
Season, Left Hander19 (Vida Blue, 1977)
Season, Rookie19 (Rick Langford, 1977)
Consecutive14 (Matt Keough, 1979)
Consecutive over two seasons18 (Matt Keough,
Sept. 11, 1978-Aug. 8, 1979)

Most Saves

Career320 (Dennis Eckersley, 1987-95)
Season, Right Hander51 (Dennis Eckersley, 1992)
Season, Left Hander17 (Alan Embree, 2007)
Season, Rookie26 (Andrew Bailey, 2009)
Consecutive Saves (since 1988)40 (Dennis Eckersley,
Sept. 15, 1991-Aug. 8, 1992)

Lowest Earned Run Average

Career2.74 (Dennis Eckersley, 1987-95)
Season, Starter1.82 (Vida Blue, 1971)
Season, Reliever (min. 50 ip). 0.61 (Dennis Eckersley, 1990)
Season, Rookie (min. 100 ip)2.93 (Dave Hamilton, 1972)

Most Games

Career525 (Dennis Eckersley, 1987-95)
Season84 (Billy Koch, 2002)
Season, Rookie71 (Aaron Small, 1997)
Consecutive6 (Paul Lindblad, August 21-27, 1970)
6 (Bob Locker, August 21-27, 1970)
6 (Darold Knowles, August 7-12, 1972)
6 (Buddy Groom, July 11-19, 1999)

Most Games Started

Career262 (Vida Blue, 1969-77)
Season41 (Jim Hunter, 1974)
Season, Rookie33 (Joe Blanton, 2005)
Consecutive241 (Dave Stewart,
July 29, 1986 to July 17, 1995)

Most Complete Games

Career105 (Vida Blue, 1969-77)
Season28 (Rick Langford, 1980)
Season, Rookie8 (Steve McCatty, 1979)
Consecutive22 (Rick Langford, May 23-Sept. 12, 1980)
Consecutive Won9 (Rick Langford, July 15-Aug. 15, 1980)

Most Shutouts

Career28 (Vida Blue, 1969-77)
Season8 (Vida Blue, 1971)
Season, Rookie2 (Vida Blue, 1970)
2 (John Johnson, 1978)
2 (Chris Codiroli, 1983)
Consecutive3 (Mike Torrez, September 3, 7, 11, 1976)
3 (Bobby Witt, June 23, 28, July 3, 1994)
Consecutive Scoreless IP, Reliever **39.0** (Brad Ziegler, 2008)
Consecutive Scoreless IP, Starter37.0 (Mike Torrez, 1976)

Most Innings Pitched

Career1946.0 (Vida Blue, 1969-77)
Season318 (Jim Hunter, 1974)
Season, Rookie208.1 (Rick Langford, 1977)
Game14.0 (four times. Last: Steve McCatty
vs. Seattle, August 10, 1980)

Hits

Career, Most1650 (Vida Blue, 1969-77)
Season, Most284 (Vida Blue, 1977)
Season, Rookie223 (Rick Langford, 1977)
Season, Low-Hit Games (0,1,2)3 (Ron Darling, 1992)
Game, Most17 (Mike Norris vs. Milwaukee, Sept. 26, 1980)
Game, Fewest0
Jim Hunter vs. Minnesota, May 8, 1968 (Perfect game)
Vida Blue vs. Minnesota, September 21, 1970
Vida Blue, Glenn Abbott, Paul Lindblad and Rollie
Fingers vs. California, September 28, 1975
Mike Warren vs. Chicago, September 29, 1983
Dave Stewart at Toronto, June 29, 1990
Consecutive Games, Fewest3 (Bobby Witt,
June 23-28, 1994)

Most Runs

Career784 (Dave Stewart, 1986-92, 95)
Season144 (Matt Keough, 1982)
Season, Rookie115 (Chris Codiroli, 1983)
Game14 (Mike Oquist vs. New York, August 3, 1998)

Most Earned Runs

Career712 (Dave Stewart, 1986-92, 95)
Season133 (Matt Keough, 1982)
Season, Rookie102 (Chris Codiroli, 1983)
Game14 (Mike Oquist vs. New York, August 3, 1998)

Most Walks

Career655 (Dave Stewart, 1986-92, 95)
Season112 (John Odom, 1969)
Season, Rookie102 (Eric Plunk, 1986)
Game9 (five times. Last: Kelly Downs
vs. Baltimore, August 31, 1992)

Most Strikeouts

Career 1315 (Vida Blue, 1969-77)
 Season 301 (Vida Blue, 1971)
 Season, Rookie **150 (Brett Anderson, 2009)**
 Season, 10 strikeout games 11 (Vida Blue, 1971)
 Game, nine innings . 16 (Jose Rijo at Seattle, April 19, 1986)
 Game, extra innings . . 17 (Vida Blue vs. Cal., July 9, 1971)
 Two Consecutive Games . . 30 (Jose Rijo, April 19-24, 1986)
 Three Consecutive Games. 38 (Jose Rijo, April 19-30, 1986)
 Inning . 4 (Blake Stein, July 27, 1998 at Tampa Bay; 4th inn.)
 4 (Erik Hiljus, June 30, 2001 at Texas; 7th inn.)

Most Home Runs

Career 207 (Jim Hunter, 1968-74)
 Season 39 (Jim Hunter, 1973)
 Season, Rookie **27 (Trevor Cahill, 2009)**
 Game 5 (Curt Young at Detroit, July 7, 1988)
 5 (Dave Telgheder at Seattle, September 21, 1996)
 5 (Ted Lilly vs. Atlanta, June 11, 2003)

Consecutive IP, No HR, Starter 137.0 (Vida Blue, May
 2-August 1, 1976)
 Consecutive IP, No HR, Reliever 90.1 (Paul Lindblad,
 May 31, 1975 to April 13, 1976)
 90.1 (Rollie Fingers, June 8 to October 2, 1976)

Most Hit Batters

Career 65 (Barry Zito, 2000-06)
 Season 13 (Barry Zito, 2001, 2005 and 2006)
 Season, Rookie 10 (Steve McCatty, 1979)
 Game 3 (eight times. Last: Barry Zito
 vs. Los Angeles (AL), April 15, 2005)

Most Wild Pitches

Career 79 (Dave Stewart, 1986-92, 95)
 Season 22 (Mike Moore, 1992)
 Season, Rookie 15 (Blake Stein, 1998)
 Game 4 (Stan Bahnsen vs. California, July 5, 1975)

ATHLETICS TRIPLE PLAYS

Turned (20; Philadelphia 12, Kansas City 1, Oakland 7)

Date	Opponent	Fielders	Batter
Sept. 22, 1906	at St. Louis	Shean to Nichols to Davis	Bobby Wallace
April 28, 1908	vs. Washington	Davis to Murphy to Nichols	Jim Delahanty
July 30, 1909	vs. Cleveland	Collins to Baker to Davis	George Stovall
May 16, 1913	at Cleveland	Barry to Thomas to Baker to Houck to Barry to Collins to Baker to Oldring	Ivy Olson
July 28, 1914	at Detroit	Walsh to Bush to Collins to McInnis to Schang	Bobby Veach
May 10, 1919	at Boston	Dykes to Galloway to Griffin	Eddie Foster
Aug. 5, 1922	at St. Louis	Galloway to Young to Hauser	George Sisler
Aug. 4, 1923	vs. Detroit	Galloway to Scheer to Hauser	Ty Cobb
Sept. 16, 1926	at St. Louis	Gray to Wambsganns to Poole	George Sisler
Sept. 5, 1927	vs. Washington	Boley to Bishop to Dykes	Ossie Bluege
Sept. 25, 1946	vs. Washington	Richmond to Grimes to Astroth to Richmond to Wallaesa	Cecil Travis
May 8, 1948	vs. Chicago	Suder to Joost to Fain	Taffy Wright
Sept. 4, 1966	vs. Boston	Campaneris to Green to Talton to Roof	Tony Conigliaro
May 7, 1979	at Baltimore	Gross to Klutts to Revering	Gary Roenicke
June 19, 1979	vs. Kansas City	Gross to Edwards to Revering	Al Cowens
June 23, 1979	vs. Texas	Gross to Armas to Chalk to Armas	John Grubb
April 27, 1981	vs. California	Picciole to Revering	Don Baylor
July 18, 1983	vs. Detroit	Peters to Phillips to Almon to Gross	John Wockenfuss
April 7, 1996	vs. Detroit at Las Vegas	Young to Gates to Giambi to Steinbach	Bobby Higginson
May 29, 2000	at New York	Velarde unassisted	Shane Spencer

Grounded Into (32; Philadelphia 23, Kansas City 3, Oakland 6)

June 24, 1902 at Baltimore by Topsy Hartsel
 May 5, 1903 at New York by Harry Davis
 August 18, 1903 at St. Louis by Lave Cross
 May 19, 1911 at Detroit by Harry Davis
 July 16, 1911 at St. Louis by Amos Strunk
 August 11, 1912 at Chicago by Jack Coombs
 April 29, 1914 vs. Washington by Jack Barry
 May 8, 1914 at Washington by Jack Lapp
 July 24, 1915 at Cleveland by Nap Lajoie
 August 23, 1917 at Detroit by Stuffy McInnis
 September 5, 1919 vs. Boston by Terry Turner
 August 25, 1925 at Cleveland by Chick Galloway
 June 24, 1926 vs. Washington by Max Bishop
 April 26, 1929 vs. New York by Sammy Hale
 September 21, 1931 vs. Detroit by Jimmie Dykes
 June 19, 1932 at St. Louis by Mule Haas
 July 21, 1934 at Detroit by Charlie Berry
 April 27, 1935 vs. New York by Jimmie Foxx
 September 20, 1936 vs. Boston by Chubby Dean
 April 26, 1937 at New York by Chubby Dean
 May 11, 1938 vs. St. Louis by Wally Moses
 June 11, 1946 vs. Chicago by Irv Hall
 August 14, 1951 vs. Boston by Hank Majeski
 August 3, 1955 vs. Baltimore by Art Ceccarelli
 May 16, 1957 at New York by Alex Kellner
 July 23, 1960 at Washington by Whitey Herzog
 June 23, 1968 vs. Washington by Dave Duncan
 July 7, 1973 at Baltimore by Gene Tenace
 August 8, 1977 at Texas by Manny Sanguillen
 August 12, 1986 vs. Seattle by Carney Lansford
 August 8, 1990 vs. Baltimore by Willie Randolph
 May 14, 1994 at Kansas City by Geronimo Berroa

FRANCHISE CAREER BATTING LEADERS

Games

Campaneris	1795
Henderson	1704
Dykes	1702
Bando	1468
Johnson, B.	1459
Suder	1421
Davis, H.	1413
Murphy, Da.	1411
Miller	1361
Valo	1361

Runs

Henderson	1270
Johnson, B.	997
Campaneris	983
Foxx	975
Simmons	969
Bishop	882
Dykes	881
Cochrane	823
Davis, H.	811
McGwire	773

Doubles

Dykes	365
Simmons	348
Davis, H.	319
Johnson, B.	307
Miller	292
Henderson	289
Murphy, Da.	275
Moses	274
Chavez	274
Campaneris	270

Walks

Henderson	1227
Bishop	1043
Johnson	853
McGwire	847
Valo	821
Bando	792
Foxx	781
Joost	768
Hartsell	733
Murphy, Dw.	694

Stolen Bases

Henderson	867
Campaneris	566
Collins	377
North	232
Davis, H.	223
Hartsell	195
Oldring	187
Murphy, Da.	185
Baker, F.	172
Lansford	146

At Bats

Campaneris	7180
Henderson	6140
Dykes	6023
Johnson, B.	5428
Davis, H.	5367
Bando	5145
Murphy, Da.	5134
Simmons	5132
Suder	5085
Miller	4762

Hits

Campaneris	1882
Simmons	1827
Henderson	1768
Dykes	1705
Johnson, B.	1617
Davis, H.	1498
Foxx	1492
Murphy, Da.	1488
Miller	1483
Lansford	1317
Cochrane	1317

Triples

Murphy, Da.	102
Simmons	98
Baker	88
Collins	84
Davis, H.	83
Foxx	79
Oldring	75
Hartsell	74
Miller	73
Dykes	73


Strikeouts

Jackson	1226
Canseco	1096
McGwire	1043
Campaneris	933
Henderson	915
Chavez	891
Murphy, Dw.	883
Green	785
Dykes	705
Bando	702

Batting Average

Simmons	.356
Foxx	.339
Collins	.337
Cochrane	.321
Baker	.321
McInnis	.313
Miller	.311
Cramer	.308
Moses	.307
Hale	.305

(Min. 2500 plate appearances)



Bert "Campy" Campaneris

Home Runs

McGwire	363
Foxx	302
Jackson	269
Canseco	254
Johnson, B.	252
Chavez	229
Simmons	209
Giambi	198
Bando	192
Zernial	191

Total Bases

Simmons	2998
Johnson, B.	2824
Foxx	2813
Henderson	2640
Campaneris	2502
Dykes	2477
McGwire	2451
Jackson	2323
Chavez	2251
Miller	2206

Slugging Pct.

Foxx	.640
Simmons	.584
McGwire	.551
Giambi	.531
Johnson, B.	.520
Canseco	.507
Jackson	.496
Cochrane	.490
Zernial	.489
Chavez	.482

(Min. 2500 plate appearances)

Runs Batted In

Simmons	1178
Foxx	1074
Johnson, B.	1040
McGwire	941
Bando	796
Canseco	793
Chavez	777
Jackson	776
Dykes	764
Miller	762
Davis, H.	762

Extra Base Hits

Simmons	655
Foxx	638
Johnson, B.	631
McGwire	563
Jackson	530
Dykes	525
Chavez	523
Henderson	497
Davis, H.	470
Miller	460

On-Base Percentage

Foxx	.440
Fain	.426
Bishop	.423
Collins	.422
Cochrane	.412
Henderson	.409
Giambi	.406
Valo	.403
Simmons	.398
Johnson, B.	.395

(Min. 2500 plate appearances)

OAKLAND CAREER BATTING LEADERS

Games

Henderson.....	1704
Bando.....	1410
McGwire.....	1329
Jackson.....	1311
Campaneris.....	1295
Chavez.....	1287
Murphy.....	1213
Lansford.....	1203
Steinbach.....	1199
Rudi.....	1088

Runs

Henderson.....	1270
McGwire.....	773
Jackson.....	743
Bando.....	725
Campaneris.....	722
Chavez.....	720
Canseco.....	662
Giambi.....	640
Lansford.....	617
Murphy.....	614

Doubles

Henderson.....	289
Chavez.....	274
Giambi.....	241
Jackson.....	230
Rudi.....	214
Bando.....	208
Steinbach.....	205
Lansford.....	201
McGwire.....	195
Tejada.....	191

Walks

Henderson.....	1227
McGwire.....	847
Bando.....	775
Murphy.....	693
Giambi.....	636
Jackson.....	623
Chavez.....	557
Tenace.....	475
Canseco.....	469
Phillips.....	413

Stolen Bases

Henderson.....	867
Campaneris.....	398
North.....	232
Lansford.....	146
Jackson.....	144
Canseco.....	135
Davis.....	121
Page.....	104
Javier.....	103
Murphy.....	99

At Bats

Henderson.....	6140
Campaneris.....	5159
Bando.....	4991
Chavez.....	4672
Lansford.....	4568
Jackson.....	4568
McGwire.....	4448
Steinbach.....	4162
Murphy.....	4047
Canseco.....	3970

Hits

Henderson.....	1768
Campaneris.....	1355
Lansford.....	1317
Bando.....	1279
Chavez.....	1250
Jackson.....	1207
McGwire.....	1157
Steinbach.....	1144
Giambi.....	1100
Rudi.....	1079

Triples

Henderson.....	41
Campaneris.....	39
Rudi.....	32
Phillips.....	29
Lansford.....	23
Jackson.....	23
North.....	23
Bando.....	22
Monday.....	21
Page.....	21
Ellis.....	21

Strikeouts

Jackson.....	1180
Canseco.....	1096
McGwire.....	1043
Henderson.....	915
Chavez.....	891
Murphy.....	883
Steinbach.....	689
Bando.....	675
Giambi.....	674
Campaneris.....	667

Batting Average

Giambi.....	.300
Berroa.....	.293
Lansford.....	.288
Henderson.....	.288
Kotsay.....	.282
Grieve.....	.280
Steinbach.....	.275
Griffin.....	.273
Rudi.....	.273
North.....	.271

(Min. 1750 plate appearances)



Rickey Henderson

Home Runs

McGwire.....	363
Jackson.....	268
Canseco.....	254
Chavez.....	229
Giambi.....	198
Bando.....	192
Henderson.....	167
Tejada.....	156
Murphy.....	153
Steinbach.....	132

Total Bases

Henderson.....	2640
McGwire.....	2451
Jackson.....	2287
Chavez.....	2251
Bando.....	2107
Canseco.....	2012
Giambi.....	1949
Lansford.....	1846
Steinbach.....	1773
Campaneris.....	1764

Slugging Pct.

McGwire.....	.551
Giambi.....	.531
Stairs.....	.509
Canseco.....	.507
Jackson.....	.501
Berroa.....	.499
Chavez.....	.482
Grieve.....	.475
Swisher.....	.464
Tejada.....	.460

(Min. 1750 plate appearances)

Runs Batted In

McGwire.....	941
Canseco.....	793
Bando.....	789
Chavez.....	777
Jackson.....	770
Giambi.....	715
Henderson.....	648
Tejada.....	604
Steinbach.....	595
Murphy.....	563

Extra Base Hits

McGwire.....	563
Chavez.....	523
Jackson.....	521
Henderson.....	497
Canseco.....	448
Giambi.....	446
Bando.....	422
Rudi.....	362
Tejada.....	358
Steinbach.....	351

On-Base Percentage

Henderson.....	.409
Giambi.....	.406
McGwire.....	.380
Tenace.....	.374
Monday.....	.371
Grieve.....	.370
North.....	.364
Stairs.....	.363
Swisher.....	.361
Berroa.....	.361

(Min. 1750 plate appearances)

FRANCHISE CAREER PITCHING LEADERS

Games

Eckersley	525
Plank	524
Fingers	502
Rommel	500
Lindblad	479
Walberg	412
Grove	402
Honeycutt	387
Bender	385
Hunter	363

Complete Games

Plank	362
Bender	230
Grove	181
Waddell	168
Rommel	147
Coombs	136
Walberg	126
Hunter	116
Blue	105
Kellner	95

Wins

Plank	284
Grove	195
Bender	193
Rommel	171
Hunter	161
Walberg	134
Waddell	131
Blue	124
Stewart	119
Coombs	115

Innings Pitched

Plank	3860.2
Bender	2603.0
Rommel	2556.1
Hunter	2456.1
Grove	2400.2
Walberg	2186.2
Blue	1945.2
Waddell	1869.1
Kellner	1730.1
Stewart	1717.1

Games Started

Plank	459
Hunter	340
Bender	288
Grove	267
Walberg	267
Blue	262
Rommel	249
Stewart	245
Kellner	239
Zito	222

Shutouts

Plank	59
Waddell	37
Bender	37
Hunter	31
Blue	28
Coombs	28
Grove	20
Rommel	18
Dyert	16
Bush	15
Walberg	15

Losses

Plank	162
Rommel	119
Walberg	114
Hunter	113
Kellner	108
Langford	105
Bender	102
Harriss	93
Blue	86
Naylor	83

Walks

Plank	913
Walberg	853
Grove	740
Odom	732
Rommel	724
Kellner	717
Hunter	687
Marchildon	682
Stewart	655
Blue	617



Eddie Plank

Saves

Eckersley	320
Fingers	136
Taylor	100
Street	94
Isringhausen	75
Howell	61
Koch	44
Foulke	44
Caudill	37
Lindblad	34

(Since 1969)

Strikeouts

Plank	1985
Waddell	1576
Bender	1536
Grove	1523
Hunter	1520
Blue	1315
Stewart	1152
Zito	1096
Walberg	907
Hudson	899

ERA

Waddell	1.97
Morgan	2.15
Bender	2.32
Plank	2.39
Coombs	2.60
Dyert	2.65
Grove	2.88
Fingers	2.91
Holtzman	2.92
Blue	2.95

(Min. 700 innings pitched)

Won-Loss Pct.

Grove	195-79	.712
Hudson	92-39	.702
Mulder	81-42	.659
Bender	193-102	.654
Plank	284-162	.637
Coombs	115-67	.632
Earnshaw	98-58	.628
Zito	102-63	.618
Welch	96-60	.615
Waddell	131-82	.615

(Min. 100 decisions)

DESIGNATED HITTER RULE

A hitter may be designated to bat for the pitcher in any spot in the batting order in any game without affecting the status of the pitcher. The designated hitter must be selected and be included on the lineup cards presented to the umpire-in-chief prior to the game. Failure to do so precludes the use of a designated hitter for that game.

The designated hitter is "locked" into the batting order but may be removed for a pinch-hitter or pinch-runner, who in turn becomes the designated hitter. The designated hitter, while still in the game, may be used defensively but the pitcher then assumes the batting order of the replaced defensive player, thus terminating the designated hitter role. The designated hitter is eligible for all American League batting titles.

OAKLAND CAREER PITCHING LEADERS

Games

Eckersley	525
Fingers	502
Lindblad	391
Honeycutt	387
Groom	301
Nelson	281
Taylor	281
Blue	273
Hunter	266
Mohler	262

Complete Games

Blue	105
Hunter	96
Langford	85
Holtzman	54
Keough	53
Norris	52
Stewart	49
McCatty	45
Dobson	42
Odom	34

Wins

Hunter	131
Blue	124
Stewart	119
Zito	102
Welch	96
Hudson	92
Mulder	81
Holtzman	77
Langford	73
Odom	71

Innings Pitched

Blue	1946.0
Hunter	1886.1
Stewart	1717.1
Langford	1467.2
Zito	1430.1
Welch	1271.1
Hudson	1240.2
Odom	1202.1
McCatty	1189.0
Norris	1123.2

Games Started

Blue	262
Hunter	260
Stewart	245
Zito	222
Welch	195
Langford	195
Hudson	183
Odom	178
McCatty	161
Norris	157

Shutouts

Blue	28
Hunter	24
Holtzman	13
Odom	11
Dobson	10
Langford	10
Stewart	9
Hudson	8
Mulder	8
five players tied	7

Losses

Langford	105
Blue	86
Stewart	78
Hunter	77
Keough	75
Zito	63
McCatty	63
Odom	61
Fingers	61
Welch	60

Walks

Stewart	655
Blue	617
Odom	598
Zito	560
McCatty	520
Norris	499
Hunter	493
Welch	469
Keough	456
Langford	402



Jim "Catfish" Hunter

Saves

Eckersley	320
Fingers	136
Taylor	100
Street	94
Isringhausen	75
Howell	61
Koch	44
Foulke	44
Caudill	37
Lindblad	34

Strikeouts

Blue	1315
Stewart	1152
Hunter	1139
Zito	1096
Hudson	899
Fingers	784
Welch	677
Odom	675
Mulder	668
Eckersley	658

ERA

Eckersley	2.74
Segui	2.78
Duchscherer	2.82
Fingers	2.91
Holtzman	2.92
Blue	2.95
Lindblad	2.98
Hunter	3.00
Honeycutt	3.10
Hudson	3.30

(Min. 60 innings pitched)

Won-Loss Pct.

Hudson	92-39	.702
Mulder	81-42	.659
Hunter	131-77	.630
Zito	102-63	.618
Lindblad	42-26	.618
Welch	96-60	.615
Stewart	119-78	.604
Blue	124-86	.590
Moore	66-46	.589
Holtzman	77-55	.583

(Min. 60 decisions)

LASTS BY A'S PITCHERS

Run:	Trevor Cahill, June 17, 2009 at Los Angeles
Hit:	Edgar Gonzalez, June 19, 2009 at San Diego
Double:	Joe Kennedy, June 12, 2007 at Houston
Triple:	John Odom, August 22, 1971 vs. Boston (Game 1)

Homer:	John Odom, September 4, 1972 vs. California (Game 1)
RBI:	Joe Kennedy, June 12, 2007 at Houston
Walk:	Dana Eveland, May 16, 2008 at Atlanta
Stolen Base:	Gene Nelson, July 3, 1988 at Toronto (pinch runner)

FRANCHISE SEASON BATTING LEADERS

Games

Tejada (2003)	162
Long (2002)	162
Tejada (2002)	162
Long (2001)	162
Tejada (2001)	162
Griffin (1986)	162
Griffin (1985)	162
Bando (1973)	162
Bando (1969)	162
Bando (1968)	162
Siebern (1962)	162

Runs

Simmons (1930)	152
Foxx (1932)	151
Lajoie (1901)	145
Simmons (1932)	144
Collins (1912)	137
Joost (1949)	128
Foxx (1930)	127
Foxx (1933)	125
Collins (1913)	125
Jackson (1969)	123
Foxx (1929)	123

Doubles

Simmons (1926)	53
Moses (1937)	48
Lajoie (1901)	48
Giambi (2001)	47
McNair (1932)	47
H. Davis (1905)	47
Seybold (1903)	45
B. Johnson (1933)	44
five tied with	43

Walks

Joost (1949)	149
Giambi (2000)	137
Fain (1949)	136
Fain (1950)	133
Giambi (2001)	129
Bishop (1930)	128
Bishop (1929)	128
Joost (1952)	122
Hartsel (1905)	121
Valo (1949)	119
Joost (1948)	119

Stolen Bases

RHenderson (1982) ..	130
RHenderson (1983) ..	108
RHenderson (1980) ..	100
Collins (1910)	81
North (1976)	75
Collins (1909)	67
RHenderson (1998) ..	66
RHenderson (1984) ..	66
RHenderson (1990) ..	65
Collins (1912)	63

At Bats

Simmons (1932)	670
Tejada (2002)	662
Cramer (1933)	661
Simmons (1925)	658
Finney (1936)	653
Moses (1937)	649
Cramer (1934)	649
Damon (2001)	644
Cramer (1935)	644
Campaneris (1968) ..	642

Hits

Simmons (1925)	253
Lajoie (1901)	232
Simmons (1932)	216
Cramer (1935)	214
Foxx (1932)	213
Simmons (1929)	212
Simmons (1930)	211
Moses (1937)	208
Foxx (1933)	204
Tejada (2002)	204

Triples

Baker (1912)	21
Baker (1909)	19
Da. Murphy (1910) ..	18
Da. Murphy (1904) ..	17
Simmons (1930)	16
Miller (1929)	16
Strunk (1915)	16
Cimoli (1962)	15
Witt (1916)	15
Baker (1910)	15
Collins (1910)	15

Strikeouts

Cust (2008)	197
Cust (2009)	185
Canseco (1986)	175
Jackson (1968)	171
Cust (2007)	164
Jackson (1971)	161
Canseco (1990)	158
Canseco (1987)	157
Swisher (2006)	152
Canseco (1991)	152

Batting Average

Lajoie (1901)426
Simmons (1931)390
Simmons (1925)384
Simmons (1930)381
Collins (1911)365
Simmons (1929)365
Foxx (1932)364
Cochrane (1930) ..	.357
Cobb (1927)357
Foxx (1933)356
Lamar (1925)356



Al Simmons

Home Runs

Foxx (1932)	58
McGwire (1996)	52
McGwire (1987)	49
Foxx (1933)	48
Jackson (1969)	47
Canseco (1991)	44
Foxx (1934)	44
Giambi (2000)	43
McGwire (1992)	42
Canseco (1988)	42
Zernial (1953)	42

Total Bases

Foxx (1932)	438
Foxx (1933)	403
Simmons (1930)	392
Simmons (1925)	392
Simmons (1929)	373
Simmons (1932)	367
Foxx (1930)	358
Moses (1937)	357
Foxx (1934)	352
Canseco (1988)	347

Slugging Pct.

Foxx (1932)749
McGwire (1996)730
Simmons (1930)708
Foxx (1933)703
Giambi (2001)660
Foxx (1934)653
Giambi (2000)647
Lajoie (1901)643
Simmons (1929)642
Simmons (1931)641

Runs Batted In

Foxx (1932)	169
Simmons (1930)	165
Foxx (1933)	163
Simmons (1929)	157
Foxx (1930)	156
Simmons (1932)	151
Giambi (2000)	137
Tejada (2002)	131
Baker (1912)	130
Foxx (1934)	130

Extra Base Hits

Foxx (1932)	100
Foxx (1933)	94
Simmons (1930)	93
Giambi (2001)	87
Jackson (1969)	86
Moses (1937)	86
Simmons (1929)	84
Foxx (1930)	83
Simmons (1926)	82
McGwire (1987)	81

On-Base Percentage

Giambi (2001)477
Giambi (2000)476
Foxx (1932)469
McGwire (1996)467
Foxx (1929)463
Lajoie (1901)463
Foxx (1935)461
Cochrane (1933) ..	.459
Collins (1914)452
Collins (1911)451
Fain (1951)451

OAKLAND SEASON BATTING LEADERS

Games

Tejada (2003)	162
Long (2002)	162
Tejada (2002)	162
Long (2001)	162
Tejada (2001)	162
Griffin (1986)	162
Griffin (1985)	162
Bando (1973)	162
Bando (1969)	162
Bando (1968)	162

Runs

Jackson (1969)	123
Canseco (1988)	120
RHenderson (1990) ..	119
RHenderson (1982) ..	119
Giambi (1999)	115
Canseco (1991)	115
RHenderson (1984) ..	113
RHenderson (1980) ..	111
Giambi (2001)	109
three players tied ..	108

Doubles

Giambi (2001)	47
Chavez (2001)	43
Tejada (2003)	42
Grieve (1998)	41
Giambi (1997)	41
Chavez (2005)	40
Grieve (2000)	40
Giambi (1996)	40
five players tied	39

Walks

Giambi (2000)	137
Giambi (2001)	129
RHenderson (1998) ..	118
Bando (1970)	118
RHenderson (1980) ..	117
McGwire (1996)	116
RHenderson (1982) ..	116
Jackson (1969)	114
Bando (1969)	111
Cust (2008)	111

Stolen Bases

RHenderson (1982) ..	130
RHenderson (1983) ..	108
RHenderson (1980) ..	100
North (1976)	75
RHenderson (1998) ..	66
RHenderson (1984) ..	66
RHenderson (1990) ..	65
Campaneris (1969) ..	62
Campaneris (1968) ..	62
RHenderson (1991) ..	58

At Bats

Tejada (2002)	662
Damon (2001)	644
Campaneris (1968) ..	642
Tejada (2003)	636
Sierra (1993)	630
Canseco (1987)	630
Long (2001)	629
Armas (1980)	628
Chavez (2005)	625
Campaneris (1972) ..	625

Hits

Tejada (2002)	204
Kotsay (2004)	190
Canseco (1988)	187
Lansford (1989)	185
Washington (1975) ..	182
Giambi (1999)	181
Rudi (1972)	181
Lansford (1984)	179
RHenderson (1980) ..	179
Giambi (2001)	178
Long (2001)	178

Triples

Gamer (1976)	12
Polonia (1987)	10
Byrnes (2003)	9
Rudi (1972)	9
Campaneris (1968) ..	9
Armas (1980)	8
Page (1977)	8
Campaneris (1974) ..	8
seven players tied	7

Strikeouts

Cust (2008)	197
Cust (2009)	185
Canseco (1986)	175
Jackson (1968)	171
Cust (2007)	164
Jackson (1971)	161
Canseco (1990)	158
Canseco (1987)	157
Swisher (2006)	152
Canseco (1991)	152

Batting Average

Giambi (2001)342
Lansford (1989)336
Giambi (2000)333
RHenderson (1990) ..	.325
Durazo (2004)321
RHenderson (1981) ..	.319
Giambi (1999)315
Kotsay (2004)314
McGwire (1996)312
Washington (1975) ..	.308
Tejada (2002)308



Reggie Jackson

Home Runs

McGwire (1996)	52
McGwire (1987)	49
Jackson (1969)	47
Canseco (1991)	44
Giambi (2000)	43
McGwire (1992)	42
Canseco (1988)	42
Thomas (2006)	39
McGwire (1995)	39
McGwire (1990)	39

Total Bases

Canseco (1988)	347
McGwire (1987)	344
Giambi (2001)	343
Tejada (2002)	336
Jackson (1969)	334
Giambi (2000)	330
Giambi (1999)	318
Canseco (1991)	318
Armas (1980)	314
Berroa (1996)	312

Slugging Pct.

McGwire (1996)730
Giambi (2001)660
Giambi (2000)647
McGwire (1987)618
Jackson (1969)608
McGwire (1992)585
RHenderson (1990) ..	.577
Canseco (1988)569
Jaha (1999)556
Canseco (1991)556

Runs Batted In

Giambi (2000)	137
Tejada (2002)	131
Canseco (1988)	124
Giambi (1999)	123
Canseco (1991)	122
Giambi (2001)	120
McGwire (1987)	118
Kingman (1984)	118
Jackson (1969)	118
Canseco (1986)	117
Jackson (1973)	117

Extra Base Hits

Giambi (2001)	87
Jackson (1969)	86
McGwire (1987)	81
Jackson (1975)	78
Canseco (1991)	77
Canseco (1988)	76
Chavez (2001)	75
Chavez (2003)	73
McGwire (1996)	73
Giambi (2000)	73

On-Base Pct.

Giambi (2001)477
Giambi (2000)476
McGwire (1996)467
RHenderson (1990) ..	.439
Giambi (1999)422
RHenderson (1980) ..	.420
Jaha (1999)414
RHenderson (1983) ..	.414
RHenderson (1994) ..	.411
Jackson (1969)410

RECORDS

FRANCHISE SEASON PITCHING LEADERS

Games

Koch (2002)	84
Wyatt (1964)	81
Groom (1997)	78
Groom (1999)	76
Fingers (1974)	76
Bradford (2002)	75
Groom (1998)	75
Fingers (1975)	75
Wuertz (2009)	74
Lacey (1978)	74

Complete Games

Waddell (1904)	39
Plank (1904)	37
Plank (1905)	35
Coombs (1910)	35
Fraser (1901)	35
Waddell (1903)	34
Plank (1907)	33
Plank (1903)	33
Plank (1902)	31
Myers (1916)	31
Henley (1904)	31

Wins

Grove (1931)	31
Coombs (1910)	31
Grove (1930)	28
Coombs (1911)	28
Welch (1990)	27
Rommell (1922)	27
Waddell (1905)	27
Plank (1904)	26
Plank (1912)	26
three players tied	25

Innings Pitched

Waddell (1904)	383.0
Plank (1904)	357.1
Coombs (1910)	353.0
Plank (1905)	346.2
Plank (1907)	343.2
Coombs (1911)	336.2
Plank (1903)	336.0
Perry (1918)	332.1
Fraser (1901)	331.0
Waddell (1905)	328.2

Games Started

Waddell (1904)	46
Plank (1904)	43
Hunter (1974)	41
Plank (1905)	41
eight players tied	40

Shutouts

Coombs (1910)	13
Blue (1971)	8
Plank (1907)	8
Waddell (1906)	8
Waddell (1904)	8
Bush (1916)	8
six players tied	7

Losses

Perry (1920)	25
Bush (1916)	24
Myers (1916)	23
Rommel (1921)	23
Naylor (1920)	23
Wyckoff (1915)	22
Ditmar (1956)	22
Kelley (1937)	21
Harris (1943)	21
nine tied with	20

Walks

Myers (1916)	168
Wyckoff (1915)	165
Marchildon (1947)	141
Marchildon (1942)	140
Earnshaw (1930)	139
Cain (1933)	137
Fraser (1901)	132
Grove (1925)	131
Marchildon (1948)	131
Bush (1916)	130



Lefty Grove

Saves

Eckersley (1992)	51
Eckersley (1990)	48
Eckersley (1988)	45
Koch (2002)	44
Foulke (2003)	43
Eckersley (1991)	43
Street (2006)	37
Eckersley (1993)	36
Caudill (1984)	36
Isringhausen (2001)	34
(Since 1969)	

Strikeouts

Waddell (1904)	349
Waddell (1903)	302
Blue (1971)	301
Waddell (1905)	287
Waddell (1907)	232
Coombs (1910)	224
Plank (1905)	210
Waddell (1902)	210
Grove (1930)	209
three players tied	205

ERA

Coombs (1910)	1.30
Krause (1909)	1.39
Waddell (1905)	1.48
Morgan (1910)	1.55
Bender (1910)	1.58
Waddell (1904)	1.62
Morgan (1909)	1.65
Bender (1909)	1.66
Plank (1909)	1.76
Blue (1971)	1.82

Won-Loss Percentage

Grove (1931)	31-4	.886
Bender (1914)	17-3	.850
Grove (1930)	28-5	.848
Zito (2002)	23-5	.821
Bender (1910)	23-5	.821
Welch (1990)	27-6	.818
Plank (1912)	26-6	.813
Hunter (1973)	21-5	.808
Coombs (1910)	31-9	.775
Waddell (1902)	24-7	.774
Shantz (1952)	24-7	.774
(Min. 20 decisions)		

RELIEF PITCHERS SAVE RULE

A pitcher is credited with a save when he meets all three of the following conditions:

1. He is the finishing pitcher in a game won by his club, and
2. He is not the winning pitcher, and
3. He qualifies under one of the following conditions:
 - a. He enters the game with a lead of no more than three runs and pitches for at least one inning, or
 - b. He enters the game with the potential tying run either on base, at bat, or on deck (that is, the potential tying run is either on base or is one of the first two batsmen he faces), or
 - c. He pitches effectively for at least three innings

OAKLAND SEASON PITCHING LEADERS

Games

Koch (2002)	84
Groom (1997)	78
Groom (1999)	76
Fingers (1974)	76
Bradford (2002)	75
Groom (1998)	75
Fingers (1975)	75
Wuertz (2009)	74
Lacey (1978)	74
seven players tied	72

Complete Games

Langford (1980)	28
Norris (1980)	24
Blue (1971)	24
Hunter (1974)	23
Keough (1980)	20
Blue (1976)	20
Langford (1981)	18
six players tied	16

Wins

Welch (1990)	27
Hunter (1974)	25
Blue (1971)	24
Zito (2002)	23
Stewart (1990)	22
Norris (1980)	22
Blue (1975)	22
seven players tied	21

Innings Pitched

Hunter (1974)	318.0
Blue (1971)	312.0
Blue (1976)	298.0
Holtzman (1973)	297.1
Hunter (1972)	295.0
Langford (1980)	290.0
Norris (1980)	284.0
Blue (1974)	282.0
Blue (1977)	280.0
Blue (1975)	278.0

Games Started

Hunter (1974)	41
Blue (1974)	40
Holtzman (1973)	40
Dobson (1970)	40
Hunter (1970)	40
Torrez (1976)	39
Blue (1971)	39
Blue (1977)	38
Blue (1975)	38
Holtzman (1975)	38
Holtzman (1974)	38

Shutouts


Blue (1971)	8
Blue (1976)	6
Hunter (1974)	6
Nash (1968)	6
Hunter (1972)	5
Dobson (1970)	5
10 players tied	4

Losses

Kingman (1980)	20
Blue (1977)	19
Langford (1977)	19
Keough (1982)	18
Keough (1979)	17
Holtzman (1974)	17
Candiotti (1998)	16
Langford (1982)	16
Langford (1979)	16
Smith (2008)	16

Walks

Odom (1969)	112
Stewart (1988)	110
Rijo (1986)	108
Holtzman (1975)	108
Moore (1991)	105
Stewart (1991)	105
Stewart (1987)	105
Blue (1973)	105
Moore (1992)	103
Appier (2000)	102
Plunk (1986)	102



Vida Blue

Saves

Eckersley (1992)	51
Eckersley (1990)	48
Eckersley (1988)	45
Koch (2002)	44
Foulke (2003)	43
Eckersley (1991)	43
Street (2006)	37
Eckersley (1993)	36
Caudill (1984)	36
Isringhausen (2001)	34

Strikeouts

Blue (1971)	301
Zito (2001)	205
Stottlemyre (1995)	205
Stewart (1987)	205
Haren (2007)	192
Stewart (1988)	192
Hunter (1972)	191
Blue (1975)	189
Zito (2002)	182
Hudson (2001)	181
Hunter (1971)	181

ERA

Blue (1971)	1.82
Hunter (1972)	2.04
Nash (1968)	2.28
McCatty (1981)	2.32
Blue (1976)	2.36
Odom (1968)	2.45
Hunter (1974)	2.49
Torrez (1976)	2.50
Odom (1972)	2.50
Holtzman (1972)	2.51

Won-Loss Percentage

Zito (2002)	23-5	.821
Welch (1990)	27-6	.818
Hunter (1973)	21-5	.808
Hudson (2000)	20-6	.769
Blue (1971)	24-8	.750
Hunter (1972)	21-7	.750
Dobson (1971)	15-5	.750
Mulder (2002)	19-7	.731
Davis (1989)	19-7	.731
Mulder (2001)	21-8	.724

(Min. 20 decisions)

RECORDS

LONGEST STREAKS BY OAKLAND A'S PITCHERS

Scoreless

37	August 13 to August 17, 1983
29	June 11 to June 14, 1968
29	August 27 to August 31, 1996
29	April 9 to April 12, 1978
29	May 27 to May 30, 1976
29	June 3 to June 5, 1972
29	July 30 to August 2, 1972
29	July 21 to July 24, 1968

Homeless

136.2	June 19-July 4, 1974
96.0	June 23-July 4, 1999
92.0	July 28-August 6, 1970
91.2	April 11-21, 1971
83.0	June 24-July 2, 1978
80.0	May 9-20, 1977
77.0	May 21-31, 1977

ATHLETICS YEAR-BY-YEAR BATTING

Year	AVG.	AB	R	H	2B	3B	HR	RBI	BB	SO	SH	SF	HP	SB	CS	SLG	OBA
1901	.289	4882	805	1409	239	87	35	665	301	344	78		53	173		.395	.337
1902	.287	4762	775	1369	235	67	38	673	343	293	118		38	201		.389	.340
1903	.264	4673	597	1236	227	68	32	502	268	513	101		32	157		.363	.309
1904	.249	5088	557	1266	197	77	31	486	313	605	137		41	137		.336	.298
1905	.255	5146	623	1310	256	51	24	511	376	644	165		34	190		.338	.310
1906	.247	4883	561	1206	213	49	32	489	385		157		43	165		.330	.308
1907	.255	5010	582	1276	220	44	22	485	384		176		27	137		.329	.311
1908	.223	5065	486	1131	183	50	21	392	368		177		37	116		.292	.281
1909	.256	4906	605	1257	186	88	21	498	403		248		64	205		.343	.321
1910	.266	5154	673	1373	191	105	19	541	409		196		47	207		.355	.326
1911	.296	5199	861	1540	237	93	35	692	424		232		65	226		.398	.357
1912	.282	5111	779	1442	204	108	22	620	485		201		38	258		.377	.349
1913	.280	5044	794	1412	223	80	33	660	534	547	174		65	221		.375	.356
1914	.272	5126	749	1392	165	80	29	627	545	517	218		52	231	188	.352	.348
1915	.237	5081	545	1204	183	72	16	440	436	634	137		54	127	89	.311	.304
1916	.242	5010	447	1212	169	65	19	380	406	631	157		30	151		.313	.303
1917	.254	5109	529	1296	177	62	17	457	435	519	205		33	112		.323	.316
1918	.243	4278	412	1039	124	44	22	356	343	485	124		26	83		.308	.303
1919	.244	4730	457	1156	175	71	35	396	349	565	125		30	103		.334	.300
1920	.252	5256	558	1324	220	49	44	470	353	593	169		43	50	67	.338	.304
1921	.274	5465	657	1497	256	64	82	601	424	565	136		29	69	56	.389	.330
1922	.270	5211	705	1409	229	63	111	631	437	591	170		34	60	63	.402	.331
1923	.271	5196	661	1407	229	64	53	577	445	517	172		44	72	62	.370	.334
1924	.281	5184	685	1459	251	59	63	608	374	482	157		38	79	66	.389	.334
1925	.307	5399	831	1659	298	79	76	767	453	432	187		31	67	59	.434	.364
1926	.269	5046	677	1359	259	65	61	619	523	452	238		26	56	46	.383	.341
1927	.303	5296	841	1606	281	70	56	767	551	326	219		30	101	63	.414	.372
1928	.295	5226	829	1540	323	75	89	759	533	442	196		37	59	48	.336	.364
1929	.296	5204	901	1539	288	76	122	845	543	440	214		29	61	38	.451	.365
1930	.294	5345	951	1573	319	74	125	895	599	531	188		31	48	33	.452	.369
1931	.287	5377	858	1544	311	64	118	798	528	543	78		35	25	23	.435	.355
1932	.290	5537	981	1606	303	52	172	923	647	630	94		21	38	23	.457	.366
1933	.285	5330	875	1519	297	57	139	831	625	618	80		15	34	34	.440	.362
1934	.280	5317	764	1491	236	50	144	708	491	584	99		13	57	35	.425	.343
1935	.279	5269	710	1470	243	44	112	671	475	602	86		17	43	35	.406	.341
1936	.269	5373	714	1443	240	60	72	663	524	590	74		19	59	43	.376	.336
1937	.267	5228	699	1398	278	60	94	649	583	557	70		5	95	48	.397	.341
1938	.270	5229	726	1410	243	62	98	686	605	590	78		22	65	53	.396	.348
1939	.271	5309	711	1438	282	55	98	666	503	532	138		15	60	34	.400	.336
1940	.262	5304	703	1391	242	53	105	648	556	656	69		19	48	33	.387	.334
1941	.268	5336	713	1431	240	69	85	660	574	588	76		8	27	36	.387	.340
1942	.249	5285	549	1315	213	46	33	517	440	490	74		23	44	45	.325	.309
1943	.232	5244	497	1219	174	44	26	462	430	465	95		29	55	42	.297	.294
1944	.257	5312	525	1364	169	47	36	475	422	490	121		17	42	32	.327	.314
1945	.245	5296	494	1297	201	37	33	440	449	463	96		19	25	45	.316	.306
1946	.253	5200	529	1317	220	51	40	481	482	594	105		9	39	30	.338	.318
1947	.252	5198	633	1311	218	52	61	581	605	563	144		24	37	33	.349	.333
1948	.260	5181	729	1345	231	47	68	685	726	523	120		22	40	32	.362	.353
1949	.260	5123	726	1331	214	49	82	680	783	493	117		25	36	25	.369	.361
1950	.261	5212	670	1361	204	53	100	627	685	493	73		23	42	25	.378	.349
1951	.262	5277	736	1381	262	43	102	685	677	565	61		34	47	36	.386	.349
1952	.253	5163	664	1305	212	35	89	634	683	561	102		27	52	43	.359	.343
1953	.256	5455	632	1398	205	38	116	588	498	602	51		24	41	24	.372	.321
1954	.236	5206	542	1228	191	41	94	503	504	677	54	31	28	30	29	.342	.305
Phila.	.266		36513		12386		3502		26237		7327		1674				.333
	278846			74211		3308		32670						5003		.372	

Year	AVG.	AB	R	H	2B	3B	HR	RBI	BB	SO	SH	SF	HP	SB	CS	SLG	OBA
1955	.261	5335	638	1395	189	46	121	593	463	725	57	34	26	22	36	.382	.322
1956	.252	5256	619	1325	204	41	112	581	480	727	67	37	20	40	30	.370	.315
1957	.244	5170	563	1262	195	40	166	535	364	760	62	36	24	35	27	.394	.295
1958	.247	5261	642	1297	196	50	138	605	452	747	64	43	25	22	36	.381	.307
1959	.263	5264	681	1383	231	43	117	638	481	780	69	38	33	34	24	.390	.326
1960	.249	5226	615	1303	212	34	110	566	513	744	75	32	12	16	11	.366	.316
1961	.247	5423	683	1342	216	47	90	632	580	772	89	47	25	58	22	.354	.320
1962	.263	5576	745	1467	220	58	116	691	556	803	78	50	42	76	21	.386	.332
1963	.247	5495	615	1356	225	38	95	582	529	829	77	46	25	47	26	.353	.313
1964	.239	5524	621	1321	216	29	166	594	548	1104	53	25	42	34	20	.379	.311
1965	.240	5393	585	1294	186	59	110	546	521	1020	74	35	35	110	51	.358	.309
1966	.236	5328	564	1259	212	56	70	509	421	982	71	27	26	132	50	.337	.294
1967	.233	5349	533	1244	212	50	69	481	452	1019	59	36	42	132	59	.330	.296
K.C.	.248		8104		2714		1480		6360		895		377		413		.312
		69600		17248		591		7553		11012		486		758		.368	
1968	.240	5406	569	1300	192	40	94	522	472	1022	78	35	35	147	61	.343	.304
1969	.249	5614	740	1400	210	28	148	680	617	953	74	35	63	100	39	.376	.328
1970	.249	5376	678	1338	208	24	171	630	584	977	73	36	36	131	68	.392	.325
1971	.252	5494	691	1383	195	25	160	642	542	1018	80	38	37	80	53	.384	.321
1972	.240	5200	604	1248	195	29	134	565	463	886	100	36	47	87	48	.366	.306
1973	.260	5507	758	1431	216	28	147	714	595	919	67	53	35	128	57	.389	.333
1974	.247	5331	689	1315	205	37	132	637	568	876	60	51	38	164	93	.373	.321
1975	.254	5415	758	1376	220	33	151	703	609	846	74	35	51	183	82	.391	.333
1976	.246	5353	686	1319	208	33	113	625	592	818	58	58	45	341	123	.361	.323
1977	.240	5358	605	1284	176	37	117	548	516	910	64	46	36	176	89	.352	.308
1978	.245	5321	532	1304	200	31	100	492	433	800	108	27	25	144	117	.351	.303
1979	.239	5348	573	1276	188	32	108	541	482	751	75	46	20	104	69	.346	.302
1980	.259	5495	686	1424	212	35	137	635	506	824	99	41	19	175	82	.385	.322
1981	.247	3677	458	910	119	26	104	430	342	647	46	32	16	98	47	.379	.312
1982	.236	5448	691	1286	211	27	149	659	582	948	50	54	20	232	87	.367	.309
1983	.262	5516	708	1447	237	28	121	662	524	872	55	62	31	235	98	.381	.326
1984	.259	5457	738	1415	257	29	158	697	568	871	37	77	22	145	64	.404	.327
1985	.264	5581	757	1475	230	34	155	690	508	861	63	47	16	117	58	.401	.325
1986	.252	5435	731	1370	213	25	163	683	553	983	56	51	32	139	61	.390	.322
1987	.260	5511	806	1432	263	33	199	761	593	1056	50	48	36	140	63	.428	.333
1988	.263	5602	800	1474	251	22	156	752	580	926	54	55	65	129	54	.399	.336
1989	.261	5416	712	1414	220	25	127	659	562	855	36	62	34	157	55	.381	.331
1990	.254	5433	733	1379	209	22	164	693	651	992	60	48	46	122	87	.391	.336
1991	.248	5410	760	1342	246	19	159	716	642	981	41	49	50	151	64	.389	.331
1992	.258	5387	745	1389	219	24	142	693	707	831	72	59	49	143	59	.386	.346
1993	.254	5543	715	1408	260	21	158	679	622	1048	46	49	33	131	59	.394	.330
1994	.260	3885	549	1009	178	13	113	515	417	686	24	51	18	91	39	.399	.330
1995	.264	4916	730	1296	228	18	169	694	565	911	32	58	45	112	46	.420	.341
1996	.265	5630	861	1492	283	21	243	823	640	1114	35	39	58	58	35	.452	.344
1997	.260	5589	764	1451	274	23	197	714	642	1181	49	40	49	71	36	.423	.339
1998	.257	5490	804	1413	295	13	149	755	633	1122	58	46	55	131	47	.397	.338
1999	.259	5519	893	1430	287	20	235	845	770	1129	39	41	71	70	37	.446	.355
2000	.270	5560	947	1501	281	23	239	908	750	1159	26	44	52	40	15	.458	.360
2001	.264	5573	884	1469	334	22	199	835	640	1021	25	59	88	68	29	.439	.345
2002	.261	5558	800	1450	279	28	205	772	609	1008	20	36	68	46	20	.432	.339
2003	.254	5497	768	1398	317	24	176	742	556	898	22	53	59	48	14	.417	.327
2004	.270	5728	793	1545	336	15	189	752	608	1061	25	43	55	47	22	.433	.343
2005	.262	5627	772	1476	310	20	155	739	537	819	19	40	52	31	22	.407	.330
2006	.260	5500	771	1429	266	22	175	735	650	976	25	56	50	61	20	.412	.340
2007	.256	5577	741	1430	295	16	171	711	664	1119	18	56	49	52	20	.407	.338
2008	.242	5451	646	1318	270	23	125	610	574	1226	30	35	48	88	21	.369	.318
2009	.262	5584	759	1464	307	21	135	723	527	1046	31	54	50	133	48	.328	.397
Oak.	.255		30405		10100		6542		24195		2154		1804		2308		.329
		226318		57710		1069		28581		39947		1981		5046		.396	

Year	AVG.	AB	R	H	2B	3B	HR	RBI	BB	SH	HP	SB	SLG	OBA
Totals	.260	574764	75022	149169	25200	4968	11524	68804	56792	10376	3855	10807	.381	.329

ATHLETICS YEAR-BY-YEAR PITCHING

Year	ERA	CG	SV	SHO	IP	H	R	ER	HR	BB	SO	HB	WP	OPP. AVG.
1901	4.00	124		6	1200.2	1346	761	534	20	374	350	59	40	.280
1902	3.29	114		5	1216.1	1292	636	444	33	368	455	63	29	.273
1903	2.98	112		10	1207.1	1124	519	400	20	315	728	71	38	.249
1904	2.35	136		26	1361.1	1149	503	355	13	366	887	63	23	.227
1905	2.19	117		19	1383.1	1137	492	337	21	409	895	63	40	.228
1906	2.60	107		19	1322.0	1135	543	382	9	425	749	57	30	.235
1907	2.35	106		27	1354.2	1106	511	353	13	378	789	67	36	.222
1908	2.56	102		23	1400.1	1194	562	398	10	410	741	53	46	.235
1909	1.93	110		27	1378.0	1069	408	296	9	386	728	62	31	.218
1910	1.79	123		24	1421.2	1103	441	282	8	450	789	55	42	.221
1911	3.01	97		13	1375.2	1343	601	460	17	487	739	81	34	.265
1912	3.32	95		11	1357.0	1273	658	501	12	518	601	57	30	.258
1913	3.19	69		17	1351.1	1200	592	479	24	532	630	39	48	.229
1914	2.78	89		24	1404.0	1264	529	433	18	521	720	28	37	.249
1915	4.29	78		6	1348.1	1358	888	643	22	827	588	57	68	.278
1916	3.92	94		11	1343.2	1311	776	585	26	715	575	31	53	.267
1917	3.27	80		8	1365.2	1310	691	496	23	562	516	23	37	.250
1918	3.22	80		13	1156.0	1106	538	413	13	486	277	35	20	.264
1919	4.26	72		1	1239.1	1371	742	587	44	503	417	29	25	.290
1920	3.93	79		6	1380.1	1612	834	602	56	461	423	40	27	.300
1921	4.61	75		2	1400.1	1645	894	717	85	548	431	32	34	.300
1922	4.59	73		4	1362.1	1573	830	695	107	469	373	32	22	.297
1923	4.08	65		7	1364.2	1465	761	619	68	550	400	23	23	.280
1924	4.39	68		8	1345.0	1527	778	656	43	597	371	28	19	.292
1925	3.87	61		8	1381.2	1468	713	594	60	544	495	36	30	.276
1926	3.00	62		10	1346.0	1362	570	448	38	451	571	31	22	.268
1927	3.97	66		8	1384.0	1467	726	611	65	442	553	36	18	.278
1928	3.36	81		15	1367.2	1349	615	511	66	424	607	22	19	.256
1929	3.44	70		9	1357.0	1371	615	519	73	487	573	15	28	.264
1930	4.28	72		8	1371.0	1457	751	652	84	488	672	20	25	.274
1931	3.47	97		12	1365.1	1342	626	526	73	457	574	9	20	.258
1932	4.45	95		10	1386.0	1477	752	686	112	511	595	18	21	.271
1933	4.81	69		6	1343.2	1523	853	718	77	644	423	17	33	.283
1934	5.01	68		8	1337.0	1429	838	745	84	693	480	23	33	.275
1935	5.12	58		7	1326.1	1486	869	754	73	704	469	25	35	.285
1936	6.08	68		3	1352.1	1645	1045	913	131	696	405	24	67	.300
1937	4.85	65		6	1335.0	1490	854	720	105	613	469	17	40	.281
1938	5.48	56		4	1324.0	1573	956	806	142	599	473	18	28	.292
1939	5.79	50		6	1342.2	1687	1022	864	148	579	397	19	35	.307
1940	5.22	72		4	1345.0	1543	932	780	135	534	488	15	40	.283
1941	4.83	64		3	1365.1	1516	840	733	136	557	386	18	46	.279
1942	4.45	67		5	1374.2	1404	801	679	89	639	546	21	35	.263
1943	4.05	73		5	1394.0	1421	717	627	73	536	503	35	24	.265
1944	3.26	72		10	1397.1	1345	594	506	58	390	534	31	30	.252
1945	3.62	65		11	1381.0	1380	638	556	55	571	531	22	18	.262
1946	3.90	61		10	1342.2	1371	680	582	83	577	562	25	13	.264
1947	3.51	70		12	1391.1	1291	614	543	85	597	493	14	14	.247
1948	4.43	74		7	1368.2	1456	735	673	86	638	486	15	35	.275
1949	4.23	85		9	1365.0	1359	725	642	105	758	490	19	33	.263
1950	5.49	50		3	1346.1	1528	913	821	138	729	466	31	39	.287
1951	4.47	52		7	1358.0	1421	745	674	109	569	437	32	30	.272
1952	4.15	73		11	1384.1	1402	723	639	113	526	562	35	21	.263
1953	4.67	51		7	1409.0	1475	799	731	121	594	566	57	51	.271
1954	5.18	49		3	1371.1	1523	875	789	141	685	555	39	40	.285
Phila.	3.91	4281		544	72953.0	74574	38624	31709	3572	28889	29533	1887	1755	

Year	ERA	CG	SV	SHO	IP	H	R	ER	HR	BB	SO	HB	WP	OPP. AVG.
1955	5.35	29		9	1382.0	1486	911	822	175	707	572	42	36	.278
1956	4.86	30		3	1370.1	1424	831	740	187	679	636	42	38	.271
1957	4.19	26		6	1369.2	1344	710	637	153	565	626	25	45	.260
1958	4.15	42		9	1398.1	1405	713	645	150	467	721	28	31	.262
1959	4.35	44		8	1360.2	1452	760	658	148	492	703	46	41	.274
1960	4.38	44		4	1374.0	1428	756	668	160	525	664	43	37	.271
1961	4.74	32		5	1415.0	1519	863	746	141	629	703	53	58	.275
1962	4.79	32		4	1434.0	1450	837	764	199	655	825	42	63	.263
1963	3.92	35		11	1458.0	1417	704	635	156	540	887	44	43	.256
1964	4.71	18		6	1455.2	1516	836	761	220	614	966	54	55	.269
1965	4.24	18		7	1433.0	1399	755	675	161	574	882	39	67	.256
1966	3.56	19		11	1435.0	1281	648	567	106	630	854	39	52	.241
1967	3.68	26		10	1429.0	1265	660	584	125	558	990	37	44	.238
K.C.	4.37	395		93	18313.7	18386	9984	8902	2081	7635	10029	534	610	
1968	2.94	45	29	18	1455.2	1220	544	476	124	505	997	31	55	.227
1969	3.71	42	36	14	1480.2	1356	678	611	163	586	887	39	55	.245
1970	3.30	33	40	15	1442.2	1253	593	529	134	542	858	34	56	.234
1971	3.05	57	36	18	1469.1	1229	564	498	131	501	999	33	37	.228
1972	2.58	42	43	23	1417.2	1170	457	406	96	418	862	19	29	.226
1973	3.29	46	41	16	1457.1	1311	615	532	143	494	797	30	52	.241
1974	2.95	49	28	12	1439.2	1322	551	472	90	430	755	25	27	.246
1975	3.27	36	44	10	1448.0	1267	606	526	102	523	784	37	47	.236
1976	3.26	39	29	15	1459.1	1412	598	528	96	415	711	30	40	.255
1977	4.05	32	25	4	1436.2	1459	749	647	145	560	788	24	55	.265
1978	3.62	26	29	11	1433.1	1401	690	577	106	582	750	26	37	.259
1979	4.75	41	20	4	1429.1	1606	860	754	147	654	726	49	72	.288
1980	3.46	94	13	9	1471.2	1347	642	566	142	521	769	31	51	.244
1981	3.30	60	10	11	993.0	883	403	364	80	370	505	28	30	.240
1982	4.54	42	22	6	1456.0	1506	819	735	177	648	697	30	58	.268
1983	4.35	22	33	12	1454.0	1462	782	703	135	626	719	31	43	.263
1984	4.48	15	44	6	1430.0	1554	796	712	155	592	695	35	47	.278
1985	4.41	10	41	6	1453.0	1451	787	712	172	607	785	25	48	.259
1986	4.31	22	37	8	1433.0	1334	760	686	166	667	937	34	62	.247
1987	4.32	18	40	6	1445.2	1442	789	694	176	531	1042	36	52	.258
1988	3.44	22	64	9	1489.1	1376	620	569	116	553	983	29	62	.247
1989	3.09	17	57	20	1448.1	1287	576	497	103	510	930	28	71	.239
1990	3.18	18	64	16	1456.0	1287	570	514	123	494	831	27	50	.238
1991	4.57	14	49	10	1444.1	1425	776	734	155	655	892	55	60	.260
1992	3.73	8	58	9	1447.0	1396	672	599	129	601	843	41	67	.256
1993	4.90	8	42	2	1452.1	1551	846	791	157	680	864	49	39	.276
1994	4.80	12	23	9	1003.1	979	589	535	128	510	732	34	42	.257
1995	4.93	8	34	4	1273.0	1320	761	698	153	556	890	53	56	.269
1996	5.20	7	34	5	1456.1	1638	900	841	205	644	884	52	60	.287
1997	5.48	2	38	1	1445.1	1734	946	880	197	642	953	64	51	.301
1998	4.81	12	39	4	1434.0	1555	866	766	179	529	922	56	68	.276
1999	4.69	6	48	5	1438.1	1537	846	750	160	569	967	54	57	.274
2000	4.58	7	43	11	1435.1	1535	813	730	158	615	963	48	46	.274
2001	3.59	13	44	9	1463.1	1384	645	583	153	440	1117	46	42	.249
2002	3.68	9	48	19	1452.0	1391	654	593	135	474	1021	62	40	.252
2003	3.63	16	48	14	1441.2	1336	643	582	140	499	1018	54	41	.246
2004	4.17	10	35	8	1471.1	1466	742	682	164	544	1034	68	39	.262
2005	3.69	9	38	12	1450.1	1315	658	594	154	504	1075	60	41	.241
2006	4.21	5	54	11	1451.2	1525	727	679	162	529	1003	55	43	.272
2007	4.28	4	36	9	1448.0	1468	758	689	138	530	1036	43	52	.263
2008	4.01	4	33	7	1435.0	1364	690	640	135	576	1061	54	30	.253
2009	4.26	2	38	10	1447.1	1486	761	685	156	523	1124	36	43	.265
OAK.	3.97	984	1607	428	59789.2	58340	29347	26359	5980	22949	37206	1695	2053	
Year	ERA	CG	SHO		IP	H	R	ER	HR	BB	SO	HB	WP	
Totals	3.99	5660	1065		151056.1	151300	77950	66970	11633	59473	76768	4116	4418	

ATHLETICS YEAR-BY-YEAR FIELDING

Year	AVG.	G	PO	A	E	TC	DP	TP	PB
1901	.942	137	3600	1903	337	5840	93	0	23
1902	.953	137	3646	1819	270	5735	75	0	13
1903	.960	137	3618	1613	217	5448	66	0	20
1904	.959	155	4080	1835	250	6165	67	0	21
1905	.957	152	4101	1746	265	6112	64	0	21
1906	.955	149	3941	1728	267	5936	86	1	17
1907	.958	150	4046	1959	263	6268	67	0	14
1908	.957	157	4158	1886	272	6316	68	1	20
1909	.961	153	4105	1894	245	6244	92	1	14
1910	.965	155	4255	2001	230	6486	117	0	10
1911	.964	152	4121	1896	225	6242	100	0	14
1912	.959	153	4100	2023	263	6386	115	0	17
1913	.966	153	4048	1958	212	6218	108	1	13
1914	.966	158	4198	1938	213	6349	116	1	25
1915	.947	154	4044	2023	338	6405	118	0	17
1916	.951	154	4021	2126	314	6461	126	0	19
1917	.961	154	4078	2064	251	6393	106	0	17
1918	.959	130	3458	1850	228	5536	136	0	7
1919	.956	140	3702	1902	257	5861	96	1	9
1920	.959	156	4120	2173	266	6559	125	0	13
1921	.958	155	4182	2005	274	6461	144	0	14
1922	.966	155	4072	1978	215	6265	118	1	16
1923	.964	153	4064	1935	221	6220	127	1	23
1924	.971	152	4025	1943	180	6148	157	0	12
1925	.966	153	4117	1931	211	6259	148	0	13
1926	.972	150	4041	1869	171	6081	131	1	10
1927	.970	155	4161	1897	190	6248	124	1	10
1928	.970	153	4107	1728	181	6016	124	0	10
1929	.975	151	4065	1587	146	5798	117	0	10
1930	.976	154	4127	1651	145	5923	121	0	11
1931	.976	153	4088	1614	141	5843	151	0	10
1932	.979	154	4160	1736	124	6020	142	0	15
1933	.966	152	4032	1750	203	5985	121	0	9
1934	.967	153	4012	1809	196	6017	166	0	12
1935	.967	149	3964	1690	190	5844	150	0	11
1936	.965	154	4061	1773	209	6043	152	0	21
1937	.967	154	4002	1725	198	5925	150	0	15
1938	.965	154	3964	1637	206	5807	119	0	15
1939	.965	153	4028	1678	210	5916	131	0	14
1940	.960	154	4035	1667	238	5940	131	0	15
1941	.967	154	4095	1733	200	6028	150	0	20
1942	.968	154	4062	1678	188	5928	124	0	23
1943	.973	155	4180	1741	162	6083	148	0	19
1944	.971	155	4192	1745	176	6113	127	0	12
1945	.973	153	4140	1903	168	6211	160	0	9
1946	.971	155	4028	1594	167	5789	141	1	7
1947	.976	156	4174	1689	143	6006	161	0	5
1948	.981	154	4108	1710	113	5931	180	1	7
1949	.976	154	4102	1710	140	5952	217	0	10
1950	.974	154	4033	1732	155	5920	208	0	9
1951	.978	154	4073	1849	136	6058	204	0	12
1952	.977	155	4150	1766	140	6056	148	0	11
1953	.977	157	4218	1710	137	6065	161	0	15
1954	.971	156	4104	1655	169	5928	163	0	12
Phila.	.966	8213	218406	98155	11226	327787	6957	12	761

Year	AVG.	G	PO	A	E	TC	DP	TP	PB
1955	.976	155	4142	1729	146	6017	174	0	14
1956	.973	154	4111	1785	166	6062	187	0	19
1957	.979	154	4108	1720	125	5953	162	0	22
1958	.979	156	4196	1730	125	6051	166	0	34
1959	.973	154	4086	1669	160	5915	156	0	15
1960	.979	155	4122	1666	127	5915	149	0	17
1961	.972	162	4260	1755	175	6190	160	0	17
1962	.979	162	4294	1724	132	6150	131	0	25
1963	.980	162	4373	1722	127	6222	131	0	11
1964	.974	163	4361	1669	158	6188	152	0	18
1965	.977	162	4300	1620	139	6059	142	0	20
1966	.977	160	4320	1646	139	6105	154	1	20
1967	.978	161	4279	1533	132	5944	120	0	17
K.C.	.977	2060	54952	21968	1851	78771	1984	1	249
1968	.977	163	4367	1659	145	6171	136	0	20
1969	.979	162	4442	1788	136	6366	162	0	26
1970	.977	162	4328	1680	141	6149	152	0	12
1971	.981	161	4408	1660	117	6185	157	0	17
1972	.979	155	4253	1689	130	6072	146	0	13
1973	.978	162	4372	1710	137	6219	170	0	9
1974	.977	162	4319	1704	141	6164	154	0	10
1975	.977	162	4344	1686	143	6173	140	0	13
1976	.977	161	4378	1821	144	6343	130	0	11
1977	.970	161	4310	1762	190	6262	136	0	12
1978	.971	162	4300	1626	179	6105	145	0	10
1979	.972	162	4288	1718	174	6180	137	3	15
1980	.979	162	4415	1631	130	6176	115	0	9
1981	.980	109	2979	1080	81	4140	74	1	2
1982	.974	162	4368	1647	160	6175	140	0	8
1983	.974	162	4363	1602	157	6122	157	1	14
1984	.975	162	4290	1508	146	5944	159	0	9
1985	.977	162	4359	1566	140	6065	136	0	19
1986	.978	162	4299	1596	135	6030	120	0	16
1987	.977	162	4337	1649	142	6128	123	0	18
1988	.983	162	4468	1629	105	6202	151	0	10
1989	.979	162	4345	1640	129	6114	159	0	13
1990	.986	162	4368	1630	87	6085	152	0	14
1991	.982	162	4333	1608	107	6048	150	0	8
1992	.979	162	4341	1576	125	6042	158	0	8
1993	.982	162	4357	1625	111	6093	161	0	15
1994	.979	114	3010	1122	88	4220	105	0	5
1995	.981	144	3819	1486	102	5407	151	0	4
1996	.984	162	4369	1778	103	6250	195	1	11
1997	.980	162	4336	1765	122	6223	170	0	5
1998	.977	162	4302	1654	141	6097	155	0	13
1999	.980	162	4315	1700	122	6137	166	0	18
2000	.978	161	4306	1726	134	6166	164	1	8
2001	.980	162	4390	1756	125	6271	151	0	4
2002	.984	162	4356	1798	102	6256	144	0	9
2003	.983	162	4325	1779	107	6211	145	0	9
2004	.986	162	4414	1809	91	6314	172	0	14
2005	.986	162	4351	1649	88	6088	166	0	5
2006	.986	162	4355	1626	84	6065	173	0	10
2007	.985	162	4344	1687	90	6121	153	0	16
2008	.984	161	4305	1573	98	5976	169	0	8
2009	.983	162	4342	1592	105	6039	155	0	5
Oakland	.979	7074	179370	68990	5234	253594	6254	7	475

Year	AVG.	G	PO	A	E	TC	DP	TP	PB
Totals	.972	17347	452728	189113	18311	660152	15195	20	1485

ATHLETICS YEAR-BY-YEAR BATTING LEADERS

Batting Average

1901 Lajoie	.426
1902 Cross	.339
1903 Seybold	.299
1904 Davis	.308
1905 Davis	.284
1906 Seybold	.316
1907 Nicholls	.302
1908 Murphy	.265
1909 Collins	.346
1910 Collins	.322
1911 Collins	.365
1912 Collins	.348
1913 Collins	.345
1914 Collins	.344
1915 McInnis	.314
1916 Strunk	.316
1917 McInnis	.303
1918 Burns	.352
1919 Burns	.296
1920 Walker	.268
1921 Witt	.315
1922 Miller	.336
1923 Hauser	.307
1924 Simmons	.308
1925 Simmons	.384
1926 Simmons	.343
1927 Simmons	.392
1928 Simmons	.351
1929 Simmons	.365
1930 Simmons	.381
1931 Simmons	.390
1932 Foxx	.364
1933 Foxx	.356
1934 Foxx	.334
1935 Foxx	.346
1936 Moses	.345
1937 Moses	.320
1938 Johnson	.313
1939 Johnson	.338
1940 Moses	.309
1941 Siebert	.334
1942 Johnson	.291
1943 Hall	.256
1944 Siebert	.306
1945 Estalilla	.299
1946 Rosar	.283
1947 McCosky	.328
1948 McCosky	.326
1949 Valo	.283
1950 Lehner	.309
1951 Fain	.344
1952 Fain	.327
1953 Philley	.303
1954 Finigan	.302
1955 Power	.319
1956 Power	.309
1957 Power	.259
1958 Cerv	.305
1959 Tuttle	.300
1960 Williams	.288
1961 Siebern	.296

1962 Siebern	.308
1963 Causey	.280
1964 Causey	.281
1965 Campaneris	.270
1966 Cater	.292
1967 Cater	.270
1968 Cater	.290
1969 Bando	.281
1970 Campaneris	.279
1971 Jackson	.277
1972 Rudi	.305
1973 Jackson	.293
1974 Rudi	.293
1975 Washington	.308
1976 North	.276
1977 Page	.307
1978 Page	.285
1979 Revering	.288
1980 Henderson	.303
1981 Henderson	.319
1982 Henderson	.267
1983 Henderson	.292
1984 Lansford	.300
1985 Davis	.287
1986 Griffin	.285
1987 Lansford	.289
McGwire	.289
1988 Canseco	.307
1989 Lansford	.336
1990 R. Henderson	.325
1991 Baines	.295
1992 Bordick	.300
1993 Gates	.290
1994 Berroa	.306
1995 Henderson	.300
1996 McGwire	.312
1997 Giambi	.293
1998 Giambi	.295
1999 Giambi	.315
2000 Giambi	.333
2001 Giambi	.342
2002 Tejada	.308
2003 Chavez	.282
2004 Durazo	.321
2005 Ellis	.316
2006 Payton	.296
2007 Stewart	.290
2008 Suzuki	.279
2009 Sweeney	.293

Games

1901 Fultz	132
1902 four players tied	137
1903 four players tied	137
1904 Cross	155
1905 Murphy	150
1906 Davis	145
1907 Davis	149
1908 Nicholls	150
1909 Collins	153
1910 Collins	153
1911 Baker	148

1912 Collins	153
McInnis	153
1913 Baker	149
1914 Collins	152
1915 Strunk	132
1916 Strunk	150
1917 McInnis	150
1918 Burns	130
1919 Burns	126
1920 Walker	149
1921 Dykes	155
1922 Galloway	155
1923 Hauser	146
1924 Simmons	152
1925 Simmons	153
1926 Simmons	147
1927 Cobb	134
1928 Miller	139
1929 Foxx	149
1930 Miller	154
1931 Foxx	139
1932 Foxx	154
Simmons	154
1933 Cramer	152
Higgins	152
1934 Cramer	153
1935 Cramer	149
1936 Johnson	153
1937 Moses	154
1938 Johnson	152
1939 Johnson	150
1940 Siebert	154
1941 Johnson	149
1942 Siebert	153
1943 Hall	151
1944 Hayes	155
1945 Hall	151
1946 Chapman	146
1947 Joost	151
1948 Majeski	148
Suder	148
1949 Chapman	154
1950 Fain	151
1951 Joost	140
1952 Philley	151
1953 Philley	157
1954 DeMaestri	146
1955 Finigan	150
1956 Lopez	151
1957 DeMaestri	135
1958 Lopez	151
1959 Williams	130
1960 Tuttle	151
1961 Howser	158
1962 Siebern	162
1963 Charles	158
1964 Colavito	160
1965 Harrelson	150
Hershberger	150
1966 Hershberger	146
1967 Campaneris	147
1968 Bando	162

1969 Bando	162
1970 Bando	155
1971 Bando	153
1972 Bando	152
1973 Bando	162
1974 Rudi	158
Tenace	158
1975 Bando	160
Garner	160
1976 Garner	159
1977 Sanguillen	152
1978 Revering	152
1979 Newman	143
1980 Murphy	159
1981 Armas	109
1982 Murphy	151
1983 Phillips	148
1984 Phillips	154
1985 Griffin	162
1986 Griffin	162
1987 Canseco	159
1988 Canseco	158
1989 D. Henderson	152
1990 McGwire	156
1991 Gallego	159
1992 Bordick	154
1993 Bordick	159
1994 Bordick	114
1995 Berroa	141
1996 Bordick	155
1997 Spiezio	147
1998 Grieve	155
1999 Tejada	159
2000 Tejada	160
2001 Long	162
Tejada	162
2002 Long	162
Tejada	162
2003 Tejada	162
2004 Hatteberg	152
2005 Chavez	160
2006 Swisher	157
2007 Ellis	150
Swisher	150
2008 Cust	148
Suzuki	148
2009 Cust	149

At Bats

1901 Fultz	561
1902 Cross	558
1903 Cross	554
1904 Cross	607
1905 Davis	602
1906 Davis	551
1907 Davis	582
1908 Nicholls	550
1909 Collins	572
1910 Collins	583
1911 Baker	592
1912 Baker	577
1913 Baker	565

1914	McInnis	576
1915	Lajoie	490
1916	Witt	563
1917	McInnis	567
1918	Burns	505
1919	Burns	470
1920	Walker	585
1921	Johnson	613
1922	Galloway	571
1923	Hauser	537
1924	Simmons	594
1925	Simmons	658
1926	Simmons	581
1927	Hale	501
1928	Miller	510
1929	Simmons	581
1930	Miller	585
1931	Miller	534
1932	Simmons	670
1933	Cramer	661
1934	Cramer	649
1935	Cramer	644
1936	Finney	653
1937	Moses	649
1938	Moses	589
1939	Johnson	544
1940	Siebert	595
1941	Chapman	552
	Johnson	552
1942	Siebert	612
1943	Siebert	558
1944	Hayes	581
1945	Hall	616
1946	Chapman	545
1947	Chapman	551
1948	Majeski	590
1949	Chapman	589
1950	Chapman	553
1951	Joost	553
1952	Phillely	586
1953	Phillely	620
1954	DeMaestri	539
1955	Power	596
1956	Lopez	561
1957	Power	467
1958	Lopez	564
1959	Williams	488
1960	Lumpe	574
1961	Howser	611
1962	Lumpe	641
1963	Charles	603
1964	Causey	604
1965	Campaneris	578
1966	Campaneris	573
1967	Campaneris	601
1968	Campaneris	642
1969	Bando	609
1970	Campaneris	603
1971	Campaneris	569
1972	Campaneris	625
1973	Campaneris	601
1974	Rudi	593
1975	Jackson	593
1976	Baylor	595
1977	Sanguillen	571
1978	Revering	521

1979	Newman	516
1980	Armas	628
1981	Armas	440
1982	Murphy	543
1983	Henderson	513
1984	Lansford	597
1985	Griffin	614
1986	Canseco	600
1987	Canseco	630
1988	Canseco	610
1989	D. Henderson	579
1990	McGwire	523
1991	Canseco	572
	D. Henderson	572
1992	Bordick	504
1993	Sierra	630
1994	Sierra	426
1995	Berroa	546
1996	Berroa	586
1997	Spiezio	538
1998	Grieve	583
1999	Tejada	593
2000	Tejada	607
2001	Damon	644
2002	Tejada	662
2003	Tejada	636
2004	Kotsay	606
2005	Chavez	625
2006	Payton	557
2007	Ellis	583
2008	Crosby	556
2009	Suzuki	570

Runs

1901	Lajoie	145
1902	Fultz	109
	Hartsel	109
1903	Pickering	93
1904	Murphy	80
	Cross	80
1905	Davis	92
1906	Hartsel	96
1907	Hartsel	93
1908	Davis	65
1909	Collins	104
1910	Baker	83
1911	Murphy	104
1912	Collins	137
1913	Collins	125
1914	Collins	122
1915	Strunk	76
1916	Strunk	71
1917	Strunk	83
1918	Burns	61
1919	Burns	63
1920	Dykes	81
1921	Johnson	93
1922	Walker	111
1923	Hauser	93
1924	Hauser	97
1925	Simmons	122
1926	Simmons	90
1927	Cobb	104
1928	Bishop	104
1929	Foxx	123
1930	Simmons	152

1931	Bishop	115
1932	Foxx	151
1933	Foxx	125
1934	Foxx	120
1935	Foxx	118
1936	Finney	100
1937	Moses	113
1938	Johnson	114
1939	Johnson	115
1940	Johnson	93
1941	Johnson	98
1942	Johnson	78
1943	White	69
1944	Hayes	62
1945	Siebert	62
	Hall	62
1946	Chapman	77
1947	Chapman	84
1948	Joost	99
1949	Joost	128
1950	Chapman	93
1951	Joost	107
1952	Joost	94
1953	Zernial	85
1954	Jacobs	63
1955	Power	91
1956	Lopez	91
1957	Zernial	56
1958	Cerv	93
1959	Tuttle	74
1960	Tuttle	75
1961	Howser	108
1962	Siebert	114
1963	Charles	82
1964	Colavito	89
1965	Campaneris	67
1966	Campaneris	82
1967	Campaneris	85
1968	Campaneris	86
1969	Jackson	123
1970	Campaneris	93
1971	Jackson	87
1972	Rudi	94
1973	Jackson	99
1974	Jackson	90
1975	Jackson	91
1976	North	91
1977	Page	85
1978	Page	62
1979	Revering	63
1980	Henderson	111
1981	Henderson	89
1982	Henderson	119
1983	Henderson	105
1984	Henderson	113
1985	Davis	92
1986	Canseco	85
1987	McGwire	97
1988	Canseco	120
1989	Lansford	81
1990	R. Henderson	119
1991	Canseco	115
1992	McGwire	87
1993	R. Henderson	77
	Sierra	77
1994	Javier	75

1995	Berroa	87
1996	McGwire	104
1997	Giambi	161
1998	Henderson	100
1999	Giambi	115
2000	Giambi	108
2001	Giambi	109
2002	Tejada	108
2003	Tejada	98
2004	Byrnes	91
2005	Chavez	92
2006	Swisher	106
2007	Ellis	84
	Swisher	84
2008	Cust	77
2009	Cust	88

Hits

1901	Lajoie	229
1902	Cross	189
1903	Cross	162
1904	Cross	177
1905	Davis	171
1906	Davis	161
1907	Davis	155
1908	Murphy	139
1909	Collins	198
1910	Collins	188
1911	Baker	198
1912	Baker	200
1913	Baker	190
1914	Baker	182
1915	Strunk	144
1916	Strunk	172
1917	McInnis	172
1918	Burns	178
1919	Burns	139
1920	Walker	157
1921	Witt	198
1922	Galloway	185
1923	Hauser	165
1924	Simmons	183
1925	Simmons	253
1926	Simmons	199
1927	Cobb	175
1928	Miller	168
1929	Simmons	212
1930	Simmons	211
1931	Simmons	200
1932	Simmons	216
1933	Foxx	204
1934	Cramer	202
1935	Cramer	214
1936	Moses	202
1937	Moses	208
1938	Moses	181
1939	Johnson	184
1940	Siebert	170
1941	Chapman	178
1942	Siebert	159
1943	Siebert	140
1944	Estalella	151
1945	Hall	161
1946	Chapman	142
1947	McCosky	179
1948	Majeski	183

Athletics Year-By-Year Batting Leaders, continued

1949 Chapman 164	Doubles	1956 Lopez 27	1907 Davis 8
1950 Fain 147	1901 Lajoie 48	1957 Smith 26	Oldring 8
1951 Joost 160	1902 Davis 43	1958 Lopez 28	1908 Davis 9
1952 Fain 176	1903 Seybold 43	1959 Williams 33	1909 Baker 19
1953 Philley 188	1904 Murphy 29	1960 Williams 31	1910 Murphy 18
1954 Finigan 147	Cross 29	Siebern 31	1911 Oldring 14
1955 Power 190	1905 Davis 47	1961 Siebern 36	1912 Baker 21
1956 Power 164	1906 Davis 40	1962 Lumpe 34	1913 Collins 13
1957 Power 121	1907 Davis 37	1963 Causey 32	1914 Collins 14
1958 Cerv 157	1908 Murphy 28	1964 Causey 31	1915 Strunk 16
1959 Tuttle 139	1909 Collins 30	Colavito 31	1916 Witt 15
1960 Lumpe 156	1910 Murphy 28	1965 Campaneris 23	1917 Bodie 11
1961 Howser 171	1911 Baker 42	1966 Campaneris 29	1918 Burns 9
1962 Lumpe 193	1912 Baker 40	1967 Campaneris 29	1919 Thomas 10
1963 Lumpe 161	1913 Baker 34	1968 Cater 28	1920 Walker 7
Charles 161	1914 Baker 23	1969 Jackson 36	1921 Dykes 13
1964 Causey 170	Collins 23	1970 Campaneris 28	1922 Miller 12
1965 Campaneris 156	1915 Strunk 28	1971 Campaneris 29	1923 Hauser 10
1966 Campaneris 153	1916 Strunk 30	1972 Rudi 32	1924 Simmons 9
1967 Campaneris 149	1917 Bodie 28	1973 Bando 32	1925 Simmons 12
1968 Campaneris 177	1918 Burns 22	1974 Rudi 39	1926 Simmons 10
1969 Bando 171	Gardner 22	1975 Jackson 39	1927 Simmons 11
1970 Campaneris 168	1919 Walker 30	1976 Rudi 32	1928 Cochrane 12
1971 Jackson 157	1920 Dugan 40	1977 Page 28	1929 Miller 16
1972 Rudi 181	1921 Dykes 32	1978 Page 25	1930 Simmons 16
1973 Bando 169	Walker 32	1979 Revering 25	1931 Simmons 13
1974 Rudi 174	1922 Walker 31	1980 Henderson 22	1932 Simmons 9
1975 Washington 182	1923 Perkins 34	1981 Armas 24	Foxx 9
1976 North 163	1924 Hauser 31	1982 Henderson 24	1933 Higgins 11
1977 Sanguillen 157	Simmons 31	1983 Almon 29	1934 Cramer 9
1978 Page 147	1925 Simmons 43	1984 Lansford 31	1935 Foxx 7
1979 Revering 136	1926 Simmons 53	1985 Davis 34	Warstler 7
1980 Henderson 179	1927 Simmons 36	1986 Canseco 29	1936 Johnson 14
1981 Henderson 135	1928 Miller 34	1987 Canseco 35	1937 Moses 13
1982 Henderson 143	1929 Simmons 41	1988 Henderson 38	1938 Finney 12
1983 Henderson 150	Haas 41	1989 Lansford 28	1939 Johnson 9
1984 Lansford 179	1930 Cochrane 42	1990 R. Henderson 33	1940 Moses 9
1985 Griffin 166	1931 Miller 43	1991 D. Henderson 33	1941 Chapman 9
1986 Griffin 169	1932 McNair 47	1992 Lansford 30	Brancato 9
1987 Canseco 162	1933 Johnson 44	1993 Gates 29	Suder 9
1988 Canseco 187	1934 Higgins 37	1994 Javier 23	1942 Valo 10
1989 Lansford 185	1935 Cramer 37	1995 Henderson 31	1943 Siebert 7
1990 R. Henderson 159	1936 Moses 35	1996 Giambi 40	1944 Estalella 9
1991 D. Henderson 158	1937 Moses 48	1997 Giambi 41	1945 Peck 9
1992 Bordick 151	1938 Moses 29	1998 Grieve 41	1946 Valo 6
1993 Gates 155	1939 Johnson 30	1999 Giambi 36	McQuinn 6
1994 Javier 114	1940 Moses 41	2000 Grieve 40	1947 McCosky 7
Sierra 114	1941 Moses 31	2001 Giambi 47	1948 Fain 6
1995 Berroa 152	1942 Johnson 35	2002 Long 32	Chapman 6
1996 Berroa 170	1943 Siebert 26	2003 Tejada 42	Coleman 6
1997 Giambi 152	1944 Siebert 27	2004 Byrnes 39	1949 Valo 12
1998 Grieve 168	1945 Kell 30	2005 Chavez 40	1950 Dillinger 9
1999 Giambi 181	1946 McQuinn 23	2006 Payton 32	1951 Valo 8
2000 Giambi 170	1947 Fain 28	2007 Swisher 36	1952 Michaels 5
2001 Giambi 178	Suder 28	2008 Crosby 39	1953 Philley 9
Long 178	1948 Majeski 41	2009 Suzuki 37	1954 Finigan 6
2002 Tejada 204	1949 Valo 27		Valo 6
2003 Tejada 177	1950 Fain 25		1955 Power 11
2004 Kotsay 190	1951 Fain 30	Triples	1956 Simpson 10
2005 Chavez 168	Zernial 30	1901 Lajoie 13	1957 Simpson 6
2006 Payton 165	1952 Fain 43	1902 Hartsel 12	DeMaestri 6
2007 Stewart 167	1953 Philley 30	1903 Hartsel 14	Tuttle 9
2008 Suzuki 148	1954 Finigan 25	1904 Murphy 18	1958 Maris 7
2009 Suzuki 156	1955 Power 34	1905 Hoffman 10	1960 Siebern 6
		1906 Hartsel 9	

1961 Lumpe 9	2004 Dye 4	1945 Estalella 8	1998 Giambi 27
1962 Cimoli 15	2005 Ellis 5	1946 Chapman 20	1999 Stairs 38
1963 Cimoli 11	2006 Scutaro 6	1947 Chapman 14	2000 Giambi 43
1964 Green 5	2007 Buck 5	1948 Joost 16	2001 Giambi 38
Mathews 5	2008 Barton 5	1949 Chapman 24	2002 Chavez 34
1965 Campaneris . . . 12	2009 Davis 5	1950 Chapman 23	Tejada 34
1966 Campaneris . . . 10		1951 Zernial 33	2003 Chavez 29
1967 Campaneris . . . 6		1952 Zernial 29	2004 Chavez 29
Monday 6		1953 Zernial 42	2005 Chavez 27
1968 Campaneris . . . 9		1954 Wilson 15	2006 Thomas 39
1969 Green 6		1955 Zernial 30	2007 Cust. 26
1970 Monday 7		1956 Simpson 21	2008 Cust. 33
1971 Monday 4		1957 Zernial 27	2009 Cust. 25
Rudi 4		1958 Cerv. 38	
1972 Rudi 9		1959 Cerv. 20	
1973 Campaneris . . . 6		1960 Siebern 19	Runs Batted In
1974 Campaneris . . . 8		1961 Siebern 18	1901 Lajoie 125
1975 Washington . . . 7		1962 Siebern 25	1902 Cross 108
1976 Garner 12		1963 Siebern 16	1903 Cross 90
1977 Page 8		1964 Colavito 34	1904 Murphy 77
1978 Page 7		1965 Harrelson 23	1905 Davis 83
1979 Murphy 4		1966 Repoz 11	1906 Davis 96
1980 Armas 8		1967 Monday 14	1907 Davis 87
1981 Henderson 7		1968 Jackson 29	1908 Murphy 66
1982 Henderson 4		1969 Jackson 47	1909 Baker 85
Heath 4		1970 Mincher 27	1910 Collins 81
1983 Henderson 7		1971 Mincher 32	1911 Baker 115
1984 Lansford 5		1972 Epstein 26	1912 Baker 130
Heath 5		1973 Jackson 32	1913 Baker 117
1985 Griffin 7		1974 Jackson 29	1914 McInnis 95
1986 Griffin 6		1975 Jackson 36	1915 Lajoie 61
1987 Polonia 10		1976 Bando 27	1916 McInnis 60
1988 Phillips 4		1977 Gross 22	1917 Bodie 74
Polonia 4		1978 Page 17	1918 Burns 70
1989 Phillips 6		1979 Newman 22	1919 Walker 64
1990 R. Henderson . . . 3		1980 Armas 35	1920 Walker 82
Randolph 3		1981 Armas 22	1921 Walker 101
1991 three players tied 4		1982 Armas 28	1922 Walker 99
1992 Wilson 5		1983 Murphy 17	1923 Hauser 94
1993 Sierra 5		Lopes 17	1924 Hauser 115
1994 Bordick 4		1984 Kingman 35	1925 Simmons 129
1995 Gates 4		1985 Kingman 30	1926 Simmons 109
1996 Bordick 4		1986 Kingman 35	1927 Simmons 108
Young 4		1987 McGwire 49	1928 Simmons 107
1997 McDonald 4		1988 Canseco 42	1929 Simmons 157
Spiezio 4		1989 McGwire 33	1930 Simmons 165
1998 three players tied 2		1990 McGwire 39	1931 Simmons 128
1999 Phillips 4		1991 Canseco 44	1932 Foxx 169
Tejada 4		1992 McGwire 42	1933 Foxx 163
2000 Piatt 5		1993 Sierra 22	1934 Foxx 130
2001 Damon 4		1994 Sierra 23	1935 Foxx 115
Long 4		1995 McGwire 39	1936 Johnson 121
2002 four players tied 4		1996 McGwire 52	1937 Johnson 108
2003 Byrnes 9		1997 McGwire 34	1938 Johnson 113
			1939 Johnson 114

OAKLAND ATHLETICS DAY/NIGHT DOUBLEHEADERS

Date	Opponent	Site	Day Game	Night Game
August 10, 1971	Boston	Fenway Park	W, 6-5	W, 7-5
July 22, 1972	Boston	Fenway Park	W, 5-3	L, 0-3
July 17, 2000	Colorado	Coors Field	W, 11-10	L, 9-10 (10 inn.)
September 20, 2000	Baltimore	Camden Yards	L, 0-2	W, 4-0

Athletics Year-By-Year Batting Leaders, continued

1940	Johnson	103
1941	Johnson	107
1942	Johnson	80
1943	Estalella	63
1944	Hayes	78
1945	Kell	56
1946	Chapman	67
1947	Chapman	83
1948	Majeski	120
1949	Chapman	108
1950	Chapman	95
1951	Zernial	125
1952	Zernial	100
1953	Zernial	108
1954	Zernial	62
1955	Zernial	84
1956	Simpson	105
1957	Zernial	69
1958	Cerv	104
1959	Cerv	87
1960	Siebern	69
1961	Siebern	98
1962	Siebern	117
1963	Siebern	83
1964	Colavito	102
1965	Harrelson	66
1966	Green	62
1967	Monday	58
1968	Jackson	74
1969	Jackson	118
1970	Bando	75
1971	Bando	94
1972	Bando	77
1973	Jackson	117
1974	Bando	103
1975	Jackson	104
1976	Rudi	94
1977	Page	75
1978	Page	70
1979	Revering	77
1980	Armas	109
1981	Armas	76
1982	Murphy	94
1983	Murphy	75
1984	Kingman	118
1985	Kingman	91
1986	Canseco	117
1987	McGwire	118
1988	Canseco	124
1989	Parker	97
1990	McGwire	108
1991	Canseco	122
1992	McGwire	104
1993	Sierra	101
1994	Sierra	92
1995	McGwire	90
1996	McGwire	113
1997	McGwire	81
	Giambi	81
1998	Giambi	110
1999	Giambi	123
2000	Giambi	137
2001	Giambi	120
2002	Tejada	131

2003	Tejada	106
2004	Durazo	88
2005	Chavez	101
2006	Thomas	114
2007	Cust	82
2008	Cust	77
2009	Suzuki	88

Slugging Percentage

1901	Lajoie	635
1902	Seybold	503
1903	Seybold	462
1904	Davis	511
1905	Davis	422
1906	Davis	459
1907	Davis	399
1908	Murphy	364
1909	Collins	449
1910	Murphy	436
1911	Baker	502
1912	Baker	541
1913	Baker	492
1914	Collins	452
1915	Strunk	427
1916	Strunk	421
1917	Bodie	418
1918	Burns	467
1919	Walker	450
1920	Dugan	442
1921	Walker	504
1922	Miller	553
1923	Hauser	473
1924	Hauser	516
1925	Simmons	596
1926	Simmons	566
1927	Simmons	645
1928	Simmons	558
1929	Simmons	642
1930	Simmons	708
1931	Simmons	641
1932	Fox	749
1933	Fox	703
1934	Fox	653
1935	Fox	636
1936	Johnson	525
1937	Johnson	556
1938	Johnson	552
1939	Johnson	553
1940	Johnson	514
1941	Chapman	543
1942	Johnson	451
1943	Siebert	428
1944	Siebert	323
1945	Estalella	435
1946	Chapman	429
1947	Fain	423
1948	Majeski	454
1949	Chapman	455
1950	Chapman	434
1951	Zernial	525
1952	Zernial	452
1953	Zernial	559
1954	Finigan	421
1955	Zernial	508

1956	Simpson	490
1957	Zernial	471
1958	Cerv	592
1959	Cerv	479
1960	Siebern	471
1961	Siebern	475
1962	Siebern	490
1963	Siebern	410
1964	Colavito	507
1965	Harrelson	429
1966	Cater	393
1967	Monday	419
1968	Jackson	452
1969	Jackson	608
1970	Mincher	460
1971	Jackson	508
1972	Epstein	490
1973	Jackson	531
1974	Jackson	514
1975	Jackson	511
1976	Tenace	458
1977	Page	521
1978	Page	459
1979	Revering	483
1980	Armas	500
1981	Armas	480
1982	Armas	433
1983	Lopes	423
1984	Kingman	505
1985	Davis	484
1986	Canseco	457
1987	McGwire	618
1988	Canseco	569
1989	McGwire	467
1990	R. Henderson	577
1991	Canseco	556
1992	McGwire	585
1993	R. Henderson	553
1994	Berro	485
1995	McGwire	685
1996	McGwire	730
1997	Giambi	495
1998	Stairs	511
1999	Jaha	556
2000	Giambi	647
2001	Giambi	660
2002	Chavez	513
2003	Chavez	514
2004	Durazo	523
2005	Chavez	466
2006	Thomas	545
2007	Cust	504
2008	Cust	476
2009	Suzuki	421

Walks

1901	Seybold	40
1902	Hartsel	87
1903	Pickering	53
1904	Hartsel	75
1905	Hartsel	121
1906	Hartsel	88
1907	Hartsel	106
1908	Hartsel	93

1909	Collins	62
1910	Hartsel	58
1911	Collins	62
1912	Collins	101
1913	Collins	85
1914	Collins	97
1915	Schang	66
1916	Strunk	66
1917	Strunk	68
1918	Jamieson	54
1919	Witt	46
1920	Dykes	52
1921	Witt	77
1922	Walker	61
1923	Hauser	94
1924	Hauser	56
1925	Bishop	87
1926	Bishop	116
1927	Bishop	105
1928	Bishop	97
1929	Bishop	128
1930	Bishop	128
1931	Bishop	112
1932	Fox	116
1933	Bishop	106
	Cochrane	106
1934	Fox	111
1935	Fox	114
1936	Johnson	88
1937	Johnson	98
1938	Werber	93
1939	Johnson	99
1940	Johnson	83
1941	Johnson	95
	McCoy	95
1942	Johnson	82
1943	White	61
1944	Siebert	62
1945	Estalella	74
1946	McQuinn	64
1947	Joost	114
1948	Joost	119
1949	Joost	149
1950	Fain	133
1951	Joost	106
1952	Joost	122
1953	Robinson	63
1954	Finigan	64
1955	Finigan	61
1956	Lopez	63
1957	Lopez	41
1958	Tuttle	74
1959	Maris	58
1960	Siebern	72
1961	Howser	92
1962	Siebern	110
1963	Siebern	79
1964	Causey	88
1965	Harrelson	66
1966	Hersberger	47
1967	Gosger	53
1968	Monday	72
1969	Jackson	114
1970	Bando	118

1971	Bando	86
1972	Epstein	68
1973	Tenace	101
1974	Tenace	110
1975	Tenace	106
1976	Tenace	81
1977	Gross	86
1978	Page	53
1979	Murphy	83
1980	Henderson	117
1981	Murphy	73
1982	Henderson	116
1983	Henderson	103
1984	Henderson	88
1985	Murphy	84
1986	Phillips	76
1987	McGwire	71
1988	Canseco	78
1989	McGwire	83
1990	McGwire	110
1991	R. Henderson	98
1992	R. Henderson	95
1993	R. Henderson	85
1994	Henderson	72
1995	McGwire	88
1996	McGwire	116
1997	McGwire	58
1998	Henderson	118
1999	Giambi	105
2000	Giambi	137
2001	Giambi	129
2002	Justice	70
2003	Durazo	100
2004	Chavez	95
2005	Chavez	58
2006	Swisher	97
2007	Cust	105
2008	Cust	111
2009	Cust	93

Strikeouts

1913	Murphy	44
	Schang	44
1914	Murphy	46
1915	Walsh	64
1916	Witt	71
1917	Grover	53
1918	Dugan	55
	Kopp	55
1919	Thomas	52
1920	Dykes	73
1921	Dykes	75
1922	Dykes	98
1923	Hauser	52
1924	Simmons	60
1925	Dykes	49
1926	Simmons	49
1927	Hale	32
1928	Hauser	45
1929	Foxx	70
1930	Foxx	66
1931	Foxx	84
1932	Foxx	96
1933	Foxx	93
1934	Foxx	75
1935	Foxx	99

1936	Johnson	71
1937	Peters	59
1938	Chapman	94
1939	Nagel	86
1940	Chapman	96
1941	Johnson	75
1942	Johnson	61
1943	White	51
1944	Estalella	60
1945	Estalella	46
1946	Chapman	66
1947	Joost	110
1948	Joost	87
1949	Joost	80
1950	Chapman	79
1951	Zernial	99
1952	Joost	99
1953	Zernial	79
1954	Finigan	66
1955	Zernial	90
1956	Simpson	82
1957	Zernial	84
1958	DeMaestri	84
1959	Cerv	87
1960	Williams	68
	Siebern	68
1961	Siebern	91
1962	Cimoli	89
1963	Siebern	82
1964	Mathews	143
1965	Harrelson	112
1966	Green	101
1967	Monday	107
1968	Jackson	171
1969	Jackson	142
1970	Jackson	135
1971	Jackson	161
1972	Jackson	125
1973	Jackson	116
1974	Jackson	105
	Tenace	105
1975	Jackson	133
1976	North	95
1977	Gross	84
1978	Page	95
1979	Page	93
1980	Armas	123
1981	Armas	115
1982	Armas	128
1983	Murphy	105
1984	Kingman	119
1985	Murphy	123
1986	Canseco	175
1987	Canseco	157
1988	Canseco	128
1989	D. Henderson	131
1990	Canseco	158
1991	Canseco	152
1992	McGwire	105
1993	D. Henderson	113
1994	Javier	76
1995	Berroa	98
1996	Berroa	122
1997	Canseco	122
1998	Grieve	123
1999	Jaha	129

2000	Grieve	130
2001	Long	103
2002	Chavez	109
2003	Durazo	115
2004	Crosby	141
2005	Chavez	129
2006	Swisher	152
2007	Cust	164
2008	Cust	197
2009	Cust	185

Stolen Bases

1901	Fultz	36
1902	Hartsel	47
1903	Pickering	40
1904	Murphy	22
1905	Hoffman	46
1906	Hartsel	31
1907	Oldring	29
1908	Davis	20
1909	Collins	67
1910	Collins	81
1911	Collins	38
	Baker	38
1912	Collins	63
1913	Collins	54
1914	Collins	58
1915	Walsh	22
1916	Walsh	27
1917	McInnis	18
1918	Kopp	22
1919	Kopp	16
1920	Walker	9
1921	Witt	19
1922	Miller	10
	Galloway	10
1923	Mathews	16
1924	Simmons	16
1925	Galloway	16
1926	Simmons	10
1927	Cobb	22
1928	Miller	10
1929	Miller	24
1930	Miller	13
1931	Miller	5
1932	McNair	8
	Dykes	8
1933	Johnson	8
	Cochrane	8
1934	Johnson	12
1935	Warstler	11
1936	Newsome	13
1937	Werber	35
1938	Werber	19
1939	Johnson	15
1940	Hayes	9
1941	Chapman	6
	Johnson	6
1942	Valo	13
1943	Velaj	12
	White	12
1944	Garrison	10
1945	Peck	5
1946	Valo	9
1947	Valo	11
1948	Fain	10
	Valo	10

1949	Valo	14
1950	Valo	12
1951	Valo	11
1952	Valo	12
1953	Phillely	13
1954	Jacobs	17
1955	Valo	5
1956	Pilarcik	9
1957	Martin	7
1958	Tuttle	7
1959	Tuttle	10
1960	Snyder	7
1961	Howser	37
1962	Charles	20
1963	Tartabull	16
1964	Charles	12
1965	Campaneris	51
1966	Campaneris	52
1967	Campaneris	55
1968	Campaneris	62
1969	Campaneris	62
1970	Campaneris	42
1971	Campaneris	34
1972	Campaneris	52
1973	North	53
1974	North	54
1975	Washington	40
1976	North	75
1977	Page	42
1978	Dilone	50
1979	Henderson	33
1980	Henderson	100
1981	Henderson	56
1982	Henderson	130
1983	Henderson	108
1984	Henderson	66
1985	Collins	29
1986	Griffin	33
1987	Polonia	29
1988	Canseco	40
1989	R. Henderson	52
1990	R. Henderson	65
1991	R. Henderson	58
1992	R. Henderson	48
1993	R. Henderson	31
1994	Javier	24
1995	Javier	36
1996	Battle	10
1997	McDonald	13
1998	Henderson	66
1999	Phillips	11
	Velarde	11
2000	Velarde	9
2001	Damon	27
2002	Chavez	8
2003	Byrnes	10
	Tejada	10
2004	Byrnes	17
2005	Kendall	8
2006	Kendall	11
2007	Stewart	11
2008	Davis	25
2009	Davis	41

Bold denotes tied or led league

ATHLETICS YEAR-BY-YEAR PITCHING LEADERS

Wins	
1901 Fraser	20
1902 Waddell	24
1903 Plank	23
1904 Plank	26
1905 Waddell	26
1906 Plank	19
1907 Plank	24
1908 Vickers	18
1909 Plank	19
1910 Coombs	31
1911 Coombs	28
1912 Plank	26
1913 Bender	21
1914 Bender	17
Bush	17
1915 Wyckoff	10
1916 Bush	15
1917 Bush	11
1918 Perry	21
1919 Johnson	9
Kinney	9
1920 Perry	11
1921 Rommel	16
1922 Rommel	27
1923 Rommel	18
1924 Rommel	18
1925 Rommel	21
1926 Grove	13
1927 Grove	20
1928 Grove	24
1929 Earnshaw	24
1930 Grove	28
1931 Grove	31
1932 Grove	25
1933 Grove	24
1934 Marcum	14
1935 Marcum	17
1936 Kelley	15
1937 Kelley	13
1938 Caster	16
1939 Nelson	10
1940 Babich	14
1941 Knott	13
1942 Marchildon	17
1943 Flores	12
1944 Christopher	14
1945 Christopher	13
1946 Marchildon	13
1947 Marchildon	19
1948 Fowler	15
1949 Kellner	20
1950 Hooper	15
1951 Shantz	18
1952 Shantz	24
1953 Kellner	21
Byrd	11
1954 Portocarrero	9
1955 Ditmar	12
1956 Ditmar	12

1957 Trucks	9
Morgan	9
1958 Garver	12
1959 Daley	16
1960 Daley	16
1961 Bass	11
1962 Rakow	14
1963 Wickersham	12
Pena	12
1964 Pena	12
1965 Sheldon	10
Talbot	10
1966 Krausse	14
1967 Hunter	13
1968 Odom	16
1969 Odom	15
Dobson	15
1970 Hunter	18
1971 Blue	24
1972 Hunter	21
1973 Holtzman	21
Hunter	21
1974 Hunter	25
1975 Blue	22
1976 Blue	18
1977 Blue	14
1978 Johnson	11
1979 Langford	12
1980 Norris	22
1981 McCatty	14
1982 Langford	11
Keough	11
1983 Codiroli	12
1984 Burris	13
1985 Codiroli	14
1986 Young	13
1987 Stewart	20
1988 Stewart	21
1989 Stewart	21
1990 Welch	27
1991 Moore	17
1992 Moore	17
1993 Witt	14
1994 Darling	10
1995 Stottlemire	14
1996 Wasdin	8
1997 Small	9
1998 Rogers	16
1999 Heredia	13
2000 Hudson	20
2001 Mulder	21
2002 Zito	23
2003 Hudson	16
2004 Mulder	17
2005 Haren	14
Zito	14
2006 Blanton	16
Zito	16
2007 Haren	15
2008 Duchschere	10
2009 Anderson	11

Losses	
1901 Fraser	15
1902 Plank	15
1903 Plank	16
Waddell	16
1904 Plank	17
Waddell	17
Henley	17
1905 Plank	12
Henley	12
1906 Waddell	16
1907 Plank	16
1908 Vickers	19
1909 Morgan	11
Coombs	11
1910 Morgan	12
1911 Coombs	12
1912 Brown	11
1913 Brown	11
1914 Bush	12
1915 Wyckoff	22
1916 Bush	24
1917 Bush	17
1918 Perry	19
1919 Naylor	18
1920 Perry	25
1921 Rommel	23
1922 Harris	20
1923 Rommel	19
1924 Rommel	15
1925 Walberg	14
1926 Grove	13
1927 Grove	13
1928 Walberg	12
1929 Walberg	11
1930 Earnshaw	13
1931 Walberg	12
1932 Earnshaw	13
Mahaffey	13
1933 Walberg	13
1934 Cain	17
1935 Dietrich	13
1936 Rhodes	20
1937 Kelley	21
1938 Caster	20
1939 Ross	14
1940 Caster	19
1941 Marchildon	15
1942 Wolf	15
Harris	15
1943 Harris	21
1944 Newsom	15
1945 Newsom	20
1946 Marchildon	16
Knerr	16
Fowler	16
1947 Flores	13
1948 Marchildon	15
1949 Coleman	14
1950 Kellner	20
1951 Kellner	14
1952 Byrd	15
Hooper	15

1953 Byrd	20
1954 Portocarrero	18
1955 Ditmar	12
1956 Ditmar	22
1957 Garver	13
1958 Terry	13
1959 Daley	13
Garver	13
1960 Daley	16
1961 Archer	15
1962 Rakow	17
1963 Pena	20
1964 Segui	17
1965 O'Donoghue	18
1966 Hunter	11
1967 Hunter	17
Nash	17
Krausse	17
1968 Dobson	14
1969 Hunter	15
1970 Dobson	15
1971 Odom	12
1972 Holtzman	11
1973 Holtzman	13
1974 Holtzman	17
1975 Holtzman	14
1976 Blue	13
1977 Langford	19
Blue	19
1978 Keough	15
1979 Keough	17
1980 Kingman	20
1981 Langford	10
1982 Keough	18
1983 Codiroli	12
1984 McCatty	14
1985 Codiroli	14
1986 Rijo	11
1987 Stewart	13
1988 Stewart	12
1989 Moore	11
1990 Moore	15
1991 Welch	13
1992 Moore	12
1993 Witt	13
1994 Darling	11
1995 Van Poppel	8
1996 Johns	12
1997 Karsay	12
1998 Candiotti	16
1999 Haynes	12
2000 Appier	11
Heredia	11
2001 Hudson	9
2002 Lidle	10
2003 Zito	12
2004 Redman	12
2005 Zito	13
2006 Haren	13
2007 Gaudin	13
2008 Smith	16
2009 Cahill	13

ERA

1901	Plank	3.31
1902	Waddell	2.05
1903	Plank	2.38
1904	Waddell	1.62
1905	Waddell	1.48
1906	Waddell	2.21
1907	Bender	2.05
1908	Coombs	2.00
1909	Krause	1.39
1910	Coombs	1.30
1911	Plank	2.10
1912	Plank	2.21
1913	Bender	2.21
1914	Bender	2.26
1915	Wyckoff	3.52
1916	Bush	2.57
1917	Bush	2.47
1918	Perry	1.98
1919	Naylor	3.34
1920	Rommel	2.84
1921	Rommel	3.95
1922	Rommel	3.28
1923	Rommel	3.27
1924	Baumgartner	2.88
1925	Gray	3.39
1926	Grove	2.51
1927	Quinn	3.18
1928	Grove	2.57
1929	Grove	2.82
1930	Grove	2.54
1931	Grove	2.05
1932	Grove	2.84
1933	Grove	3.21
1934	Cain	4.40
1935	Marcum	4.07
1936	Kelley	3.87
1937	Smith	3.93
1938	Caster	4.36
1939	Nelson	4.77
1940	Babich	3.73
1941	Marchildon	3.57
1942	Woff	3.32
1943	Flores	3.12
1944	Newsom	2.82
1945	Christopher	3.17
1946	Flores	2.32
1947	Fowler	2.81
1948	Fowler	3.78
1949	Fowler	3.74
1950	Brissie	4.02
1951	Shantz	3.95
1952	Shantz	2.48
1953	Fricano	3.88
1954	Portocarrero	4.06
1955	Kellner	4.20
1956	Gorman	3.84
1957	Trucks	3.03
1958	Herbert	3.50
1959	Daley	3.17
1960	Herbert	3.27
1961	Archer	3.20
1962	Rakow	4.25
1963	Drabowsky	3.05
1964	Pena	4.44
1965	O'Donoghue	4.14

1966	Krause	2.98
1967	Hunter	2.80
1968	Nash	2.28
1969	Odum	2.92
1970	Segui	2.56
1971	Blue	1.82
1972	Hunter	2.04
1973	Holtzman	2.97
1974	Hunter	2.49
1975	Blue	3.01
1976	Blue	2.35
1977	Blue	3.83
1978	Keough	3.24
1979	McCatty	4.22
1980	Norris	2.53
1981	McCatty	2.32
1982	McCatty	3.99
1983	Krueger	3.61
1984	Burris	3.15
1985	Sutton	3.89
1986	Haas	2.74
1987	Stewart	3.68
1988	Stewart	3.23
1989	Moore	2.61
1990	Stewart	2.56
1991	Moore	2.96
1992	Welch	3.27
1993	Witt	4.29
1994	Ontiveros	2.65
1995	Ontiveros	4.37
1996	Prieto	4.15
1997	Haynes	4.42
1998	Rogers	3.17
1999	Hudson	3.23
2000	Heredia	4.12
2001	Hudson	3.37
2002	Zito	2.75
2003	Hudson	2.70
2004	Hudson	3.53
2005	Blanton	3.53
2006	Zito	3.83
2007	Haren	3.07
2008	Smith	4.16
2009	Anderson	4.06

Games

1901	Fraser	40
1902	Plank	36
1903	Plank	43
1904	Waddell	46
1905	Waddell	46
1906	Waddell	43
1907	Waddell	44
1908	Vickers	53
1909	Plank	34
	Bender	34
1910	Coombs	45
1911	Coombs	47
1912	Coombs	40
1913	Bender	48
1914	Bush	38
	Shawkey	38
1915	Wyckoff	43
1916	Myers	44
1917	Myers	38
1918	Perry	44

1919	Kinney	43
1920	Perry	42
	Naylor	42
1921	Rommel	46
1922	Rommel	51
1923	Rommel	56
1924	Rommel	43
1925	Walberg	53
1926	Pate	47
1927	Grove	51
1928	Rommel	43
1929	Earnshaw	44
1930	Grove	50
1931	Walberg	44
1932	Grove	44
1933	Grove	45
1934	Cascarella	42
1935	Dietrich	43
1936	Kelley	35
	Rhodes	35
1937	Kelley	41
1938	Smith	43
1939	Dean	54
1940	Heusser	41
1941	Ferrick	36
1942	Marchildon	38
1943	Woff	41
1944	Berry	53
1945	Berry	52
1946	Savage	40
1947	Christopher	44
	Savage	44
1948	Harris	45
1949	Kellner	38
	Scheib	38
1950	Brissie	46
1951	Scheib	46
1952	Hooper	43
1953	Martin	58
1954	Burtschy	38
1955	Gorman	57
1956	Crimian	54
1957	Trucks	48
1958	Gorman	50
1959	Grim	40
1960	Kutyna	51
1961	Kunkel	58
1962	Wyatt	59
1963	Wyatt	63
1964	Wyatt	81
1965	Dickson	68
1966	Aker	66
1967	Aker	57
1968	Aker	54
1969	Lindblad	60
	Fingers	60
1970	Grant	72
1971	Fingers	48
1972	Fingers	65
1973	Fingers	62
1974	Fingers	76
1975	Fingers	75
1976	Fingers	70
1977	Lacey	64
1978	Lacey	74
1979	Heaverlo	62

1980	Lacey	47
1981	Jones	33
1982	Underwood	56
1983	Underwood	51
1984	Caudill	68
1985	Howell	63
1986	Ontiveros	46
1987	Eckersley	54
	Nelson	54
1988	Eckersley	60
1989	Honeycutt	64
1990	Eckersley	63
1991	Eckersley	67
1992	Eckersley	69
1993	Eckersley	64
1994	Eckersley	45
1995	Eckersley	52
1996	Groom	72
	Mohler	72
1997	Groom	78
1998	Groom	75
1999	Groom	76
2000	Tam	72
2001	Tam	70
2002	Koch	84
2003	Bradford	72
	Foulke	72
2004	Bradford	68
2005	Rincon	67
	Street	67
2006	Calero	70
2007	Embree	68
2008	Embree	70
2009	Wuertz	74

Games Started

1901	Fraser	37
1902	Plank	32
1903	Plank	40
1904	Waddell	46
1905	Plank	41
1906	Waddell	34
1907	Plank	40
1908	Vickers	33
1909	Plank	33
1910	Coombs	38
1911	Coombs	40
1912	Coombs	32
1913	Brown	35
1914	Shawkey	31
1915	Wyckoff	34
1916	Myers	35
1917	Bush	31
1918	Perry	36
1919	Johnson	25
1920	Naylor	36
1921	Rommel	32
1922	Rommel	33
1923	Hasty	36
1924	Rommel	34
1925	Harriss	33
1926	Grove	33
1927	Walberg	34
1928	Grove	31
1929	Grove	37
1930	Earnshaw	39

Athletics Year-By-Year Pitching Leaders, continued

1931 Walberg 35	1988 Stewart 37	1932 Grove 27	1992 Darling 4
1932 Walberg 34	1989 Stewart 36	1933 Grove 21	1993 Witt 5
1933 Cain 32	1990 Stewart 36	1934 Marcum 17	1994 Witt 5
1934 Cain 32	1991 Stewart 35	1935 Marcum 19	1995 Ontiveros 2
1935 Marcum 27	Welch 35	1936 Kelley 20	Stottlemire 2
1936 Rhodes 28	1992 Moore 36	1937 Caster 19	1996 Prieto 2
1937 Caster 33	1993 Witt 33	1938 Caster 20	1997 Oquist 1
1938 Caster 40	1994 Darling 25	1939 Nelson 12	Wengert 1
1939 Ross 28	1995 Stottlemire 31	1940 Babich 16	1998 Rogers 7
1940 Babich 30	1996 Wengert 25	1941 Marchildon 14	1999 Rogers 3
1941 Marchildon 27	1997 Karsay 24	1942 Marchildon 18	2000 Heredia 2
1942 Marchildon 31	1998 Rogers 34	1943 Harris 15	Hudson 2
1943 Flores 27	1999 Heredia 33	1944 Newsom 18	2001 Mulder 6
Harris 27	2000 Heredia 32	1945 Christopher 17	2002 Hudson 4
1944 Newsom 33	Hudson 32	1946 Marchildon 16	2003 Mulder 9
1945 Newsom 34	2001 Hudson 35	1947 Marchildon 21	2004 Mulder 5
1946 Marchildon 29	Zito 35	1948 Fowler 16	2005 Haren 3
1947 Marchildon 35	2002 Zito 35	1949 Kellner 19	2006 Haren 2
1948 Marchildon 30	2003 Zito 35	1950 Kellner 15	Loaiza 2
1949 Coleman 30	2004 Zito 34	Brissie 15	2007 Blanton 3
1950 Brissie 31	2005 Zito 35	1951 Shantz 13	2008 Smith 2
1951 Kellner 29	2006 Haren 34	1952 Shantz 27	2009 Anderson 1
1952 Shantz 33	Zito 34	1953 Kellner 14	Tomko 1
Kellner 33	2007 Blanton 34	1954 Portocarrero 16	
1953 Byrd 37	Gaudin 34	1955 Ditmar 7	Saves
1954 Portocarrero 33	Haren 34	1956 Ditmar 14	1968 Aker 7
1955 Kellner 24	2008 Smith 32	1957 Garver 6	1969 Fingers 12
1956 Ditmar 24	2009 Cahill 32	1958 Garver 10	1970 Grant 24
1957 Garver 33		1959 Daley 12	1971 Fingers 17
1958 Terry 33	Complete Games	1960 Herbert 14	1972 Fingers 21
1959 Garver 30	1901 Fraser 35	1961 Archer 9	1973 Fingers 22
1960 Daley 35	1902 Plank 31	1962 Rakow 11	1974 Fingers 18
1961 Archer 27	1903 Waddell 34	1963 Drabowsky 9	1975 Fingers 24
1962 Rakow 35	1904 Waddell 39	Pena 9	1976 Fingers 20
1963 Wickersham 33	1905 Plank 35	1964 Pena 5	1977 Bair 7
1964 Segui 35	1906 Bender 24	1965 Segui 5	Lacey 7
1965 Talbot 33	1907 Plank 33	1966 Nash 5	1978 Sosa 14
1966 Hunter 25	1908 Vickers 21	1967 Hunter 13	1979 Heaverlo 9
1967 Hunter 35	Plank 21	1968 Nash 12	1980 Lacey 6
1968 Dobson 34	1909 Plank 24	1969 Dobson 11	1981 Beard 3
Hunter 34	Bender 24	1970 Dobson 13	Jones 3
1969 Dobson 35	1910 Coombs 35	1971 Blue 24	1982 Beard 11
Hunter 35	1911 Coombs 26	1972 Holtzman 16	1983 Beard 10
1970 Hunter 40	1912 Plank 24	Hunter 16	1984 Caudill 36
Dobson 40	1913 Plank 18	1973 Holtzman 16	1985 Howell 29
1971 Blue 39	1914 Shawkey 18	1974 Hunter 23	1986 Howell 16
1972 Hunter 37	1915 Wyckoff 20	1975 Holtzman 13	1987 Eckersley 16
1973 Holtzman 40	1916 Myers 31	Blue 13	Howell 16
1974 Hunter 41	1917 Bush 17	1976 Blue 20	1988 Eckersley 45
1975 Holtzman 38	1918 Perry 30	1977 Blue 16	1989 Eckersley 33
Blue 38	1919 Naylor 17	1978 Johnson 7	1990 Eckersley 48
1976 Torrez 39	1920 Perry 20	1979 Langford 14	1991 Eckersley 43
1977 Blue 38	Naylor 20	1980 Langford 28	1992 Eckersley 51
1978 Keough 32	1921 Rommel 20	1981 Langford 18	1993 Eckersley 36
1979 Langford 29	1922 Rommel 22	1982 Langford 15	1994 Eckersley 19
1980 Langford 33	1923 Rommel 19	1983 Codiroli 7	1995 Eckersley 29
Norris 33	1924 Rommel 21	1984 Burris 5	1996 Taylor 17
1981 Langford 24	1925 Harriss 15	1985 Codiroli 4	1997 Taylor 23
1982 Keough 34	1926 Grove 20	1986 Andujar 7	1998 Taylor 33
1983 Codiroli 31	1927 Walberg 15	1987 Stewart 8	1999 Taylor 26
1984 McCatty 30	1928 Grove 24	1988 Stewart 14	2000 Isringhausen 33
1985 Codiroli 37	1929 Grove 21	1989 Stewart 8	2001 Isringhausen 34
1986 Young 27	1930 Grove 22	1990 Stewart 11	2002 Koch 44
1987 Stewart 37	1931 Grove 27	1991 Welch 7	2003 Foulke 43

2004	Dotel	22
2005	Street	23
2006	Street	37
2007	Embree	17
2008	Street	18
2009	Bailey	26

Innings Pitched

1901	Fraser	331
1902	Plank	300
1903	Plank	336
1904	Waddell	383
1905	Plank	347
1906	Waddell	273
1907	Plank	344
1908	Vickers	300
1909	Plank	275
1910	Coombs	353
1911	Coombs	337
1912	Coombs	262
1913	Bender	237
1914	Shawkey	237
1915	Wyckoff	276
1916	Myers	315
1917	Bush	233
1918	Perry	332
1919	Naylor	200
1920	Perry	264
1921	Rommel	285
1922	Rommel	294
1923	Rommel	298
1924	Rommel	278
1925	Rommel	261
1926	Grove	258
1927	Grove	262
1928	Grove	262
1929	Grove	275
1930	Earnshaw	296
1931	Walberg	291
1932	Grove	292
1933	Grove	275
1934	Marcum	232
1935	Marcum	243
1936	Kelley	235
1937	Caster	232
1938	Caster	281
1939	Nelson	198
1940	Babich	229
1941	Marchildon	204
1942	Marchildon	244
1943	Flores	231
1944	Newsom	265
1945	Newsom	257
1946	Marchildon	227
1947	Marchildon	277
1948	Marchildon	226
1949	Kellner	245
1950	Brissie	246
1951	Kellner	210
1952	Shantz	280
1953	Byrd	237
1954	Portocarrero	248
1955	Ditmar	175
1956	Ditmar	254
1957	Garver	145
1958	Terry	217

1959	Daley	216
1960	Herbert	253
1961	Archer	205
1962	Rakow	235
1963	Wickersham	238
1964	Pena	219
1965	Talbot	198
1966	Krausse	178
1967	Hunter	260
1968	Hunter	234
1969	Hunter	247
1970	Dobson	267
1971	Blue	213
1972	Hunter	295
1973	Holtzman	297
1974	Hunter	318
1975	Blue	278
1976	Blue	298
1977	Blue	279.2
1978	Keough	197.1
1979	Langford	219.0
1980	Langford	290.0
1981	Langford	195.1
1982	Langford	237.1
1983	Codioli	205.2
1984	Burris	211.2
1985	Codioli	226.0
1986	Young	198.0
1987	Stewart	261.1
1988	Stewart	275.2
1989	Stewart	257.2
1990	Stewart	267.0
1991	Stewart	226.0
1992	Moore	223.0
1993	Witt	220.0
1994	Darling	160.0
1995	Stottlemire	209.2
1996	Wengert	161.1
1997	Wengert	134.0
1998	Rogers	238.2
1999	Heredia	200.1
2000	Hudson	202.1
2001	Hudson	235.0
2002	Hudson	238.1
2003	Hudson	240.0
2004	Mulder	225.2
2005	Zito	228.1
2006	Haren	223.0
2007	Blanton	230.0
2008	Smith	190.1
2009	Cahill	178.2

Strikeouts

1901	Fraser	110
1902	Waddell	210
1903	Waddell	302
1904	Waddell	349
1905	Waddell	287
1906	Waddell	196
1907	Waddell	232
1908	Dygart	164
1909	Bender	161
1910	Coombs	224
1911	Coombs	185
1912	Coombs	120
1913	Plank	151

1914	Plank	110
1915	Wyckoff	157
1916	Myers	182
1917	Bush	121
1918	Perry	81
1919	Kinney	97
1920	Naylor	90
1921	Harriss	92
1922	Harriss	102
1923	Harriss	89
1924	Rommel	72
1925	Grove	116
1926	Grove	194
1927	Grove	174
1928	Grove	183
1929	Grove	170
1930	Grove	209
1931	Grove	175
1932	Grove	188
1933	Grove	114
1934	Marcum	92
1935	Marcum	99
1936	Kelley	82
1937	Caster	100
1938	Caster	112
1939	Nelson	75
1940	Babich	94
1941	Marchildon	74
1942	Marchildon	110
1943	Flores	113
1944	Newsom	142
1945	Newsom	127
1946	Marchildon	95
1947	Marchildon	128
1948	Brissie	127
1949	Brissie	118
1950	Brissie	101
1951	Kellner	94
1952	Shantz	152
1953	Byrd	122
1954	Portocarrero	132
1955	Ditmar	79
1956	Ditmar	126
1957	Terry	80
1958	Terry	134
1959	Daley	125
1960	Daley	126
1961	Archer	110
1962	Rakow	159
1963	Pena	128
1964	Pena	184
1965	Segui	119
1966	Hunter	103
1967	Hunter	196
1968	Hunter	172
1969	Odom	150
	Hunter	150
1970	Hunter	178
1971	Blue	301
1972	Hunter	191
1973	Blue	158
1974	Blue	174
1975	Blue	189
1976	Blue	166
1977	Blue	157
1978	Keough	108

1979	Langford	101
1980	Norris	180
1981	McCatty	91
1982	Norris	83
1983	Conroy	112
1984	Burris	93
1985	Codioli	111
1986	Rijo	176
1987	Stewart	205
1988	Stewart	192
1989	Moore	172
1990	Stewart	166
1991	Moore	153
1992	Stewart	130
1993	Witt	131
1994	Witt	111
1995	Stottlemire	205
1996	Reyes	78
1997	Karsay	92
1998	Rogers	138
1999	Hudson	132
2000	Hudson	169
2001	Zito	205
2002	Zito	182
2003	Hudson	162
2004	Harden	167
2005	Zito	171
2006	Haren	176
2007	Haren	192
2008	Eveland	118
2009	Anderson	150

Walks

1901	Fraser	132
1902	Husting	91
1903	Waddell	85
1904	Waddell	91
1905	Waddell	90
	Bender	90
1906	Waddell	92
1907	Plank	85
	Dygart	85
1908	Dygart	97
1909	Coombs	73
1910	Morgan	117
1911	Coombs	119
1912	Coombs	94
1913	Houck	122
1914	Wyckoff	103
1915	Wyckoff	165
1916	Myers	168
1917	Bush	111
1918	Perry	111
1919	Kinney	91
1920	Naylor	86
1921	Moore	122
1922	Harriss	94
1923	Rommel	108
1924	Rommel	94
1925	Grove	131
1926	Grove	101
1927	Walberg	91
1928	Earnshaw	100
1929	Earnshaw	125
1930	Earnshaw	139
1931	Walberg	109

Athletics Year-By-Year Pitching Leaders, continued

1932 Walberg 103	1954 Portocarrero . . 114	1975 Holtzman 108	1996 Johns 69
1933 Cain 137	1955 Ditmar 86	1976 Torrez 87	1997 Prieto 70
1934 Cain 128	1956 Ditmar 108	1977 Blue 86	1998 Haynes 88
1935 Dietrich 101	1957 Trucks 62	1978 Keough 85	1999 Haynes 80
1936 Rhodes 102	1958 Garver 66	1979 Norris 94	2000 Appier 102
1937 Caster 107	1959 Daley 62	1980 McCatty 99	2001 Zito 80
1938 Caster 117	Herbert 62	1981 Norris 63	2002 Zito 78
1939 Ross 95	1960 Daley 96	1982 Keough 101	2003 Zito 88
1940 Babich 80	1961 Walker 96	1983 Conroy 98	2004 Mulder 83
1941 Marchildon . . . 118	1962 Pfister 106	1984 Burris 90	2005 Zito 89
1942 Marchildon . . . 140	1963 Wickersham . . . 79	1985 Birtsas 91	2006 Zito 99
1943 Black 110	1964 Segui 94	1986 Rijo 108	2007 Gaudin 100
1944 Newsom 82	1965 Talbot 86	1987 Stewart 105	2008 Smith 87
1945 Newsom 103	1966 Hunter 64	1988 Stewart 110	2009 Cahill 72
1946 Marchildon . . . 114	1967 Nash 87	1989 Moore 83	
1947 Marchildon . . . 141	1968 Odom 98	1990 Moore 84	
1948 Marchildon . . . 131	1969 Odom 112	1991 Moore 105	
1949 Kellner 129	1970 Odom 100	Stewart 105	
1950 Brissie 117	1971 Blue 88	1992 Moore 103	
1951 Kellner 93	1972 Odom 87	1993 Witt 91	
1952 Byrd 98	1973 Blue 105	1994 Van Poppel . . . 89	
1953 Byrd 115	1974 Blue 98	1995 Stottlemire . . . 80	

Bold denotes tied or led league

ATHLETICS TOP HITTING STREAKS

FRANCHISE

Games Player	Year	Games Player	Year	Games Player	Year
29 Bill Lamar	1925	23 Al Simmons	1925	20 Mule Haas	1929
28 Bing Miller	1929	22 Tilly Walker	1919	Al Simmons	1929
27 Socks Seybold	1901	Al Simmons	1925	Wally Moses	1938
Al Simmons	1931	Doc Cramer	1932	Dave Philley	1953
26 Bob Johnson	1938	Doc Cramer	1934	Hal Smith	1958
25 Jason Giambi	1997	Hector Lopez	1957	Jerry Lumpe	1962
24 Ferris Fain	1952	Vic Power	1958		
Carney Lansford	1984	Eric Byrnes	2003		
Miguel Tejada	2002	21 Ty Cobb	1927		
		Jimmie Foxx	1929		

OAKLAND

Games Player	Year	Games Player	Year	Games Player	Year
25 Jason Giambi	1997	17 Terrence Long	2000	16 Mark Kotsay	2006
24 Miguel Tejada	2002	Jason Giambi	1998	Jermaine Dye	2001
Carney Lansford	1984	Brent Gates	1995	Jason Giambi	1998
22 Eric Byrnes	2003	Geronimo Berroa	1995	Gene Tenace	1975
19 Jason Giambi	1996	Stan Javier	1994	Danny Cater	1969
Carney Lansford	1989	Carney Lansford	1988	15 Dan Johnson	2007
Carney Lansford	1983	Luis Polonia	1987	Shannon Stewart	2007
18 Jason Giambi	1999	Donnie Hill	1985	Mark Kotsay	2004
Scott Spiezo	1998	Mike Edwards	1978	Miguel Tejada	2002
Mark McGwire	1995	Joe Rudi	1972	Eric Chavez 2000	
		Bert Campaneris	1972	Craig Paquette	1995
				Terry Steinbach	1989
				Reggie Jackson	1974
				Bert Campaneris	1974
				Billy North	1973
				Bert Campaneris	1971
				Bert Campaneris	1968

ATHLETICS HOME RUN HISTORY

20 OR MORE HOME RUNS IN A SEASON

NO.	PLAYER	YEAR	NO.	PLAYER	YEAR	NO.	PLAYER	YEAR
58	Jimmie Foxx	1932	30	Jimmie Foxx	1931		Sam Chapman	1950
52	Mark McGwire	1996		Bob Johnson	1938		Ken Harrelson	1966
49	Mark McGwire	1987		Gus Zernial	1955		Reggie Jackson	1970
48	Jimmie Foxx	1933		Dave Kingman	1985		Billy Williams	1975
47	Reggie Jackson	1969		Miguel Tejada	2000		Ruben Sierra	1994
44	Jimmie Foxx	1934	29	Gus Zernial	1952		Jose Canseco	1997
	Jose Canseco	1991		Reggie Jackson	1968		Jermaine Dye	2004
43	Jason Giambi	2000		Sal Bando	1973	22	Al Simmons	1931
42	Gus Zernial	1953		Reggie Jackson	1974		Bob Johnson	1941
	Jose Canseco	1988		Gene Tenace	1975		Eddie Robinson	1953
	Mark McGwire	1992		Eric Chavez	2003		Bert Campaneris	1970
39	Mark McGwire	1990		Eric Chavez	2004		Sal Bando	1974
	Mark McGwire	1995	28	Bob Johnson	1935		Joe Rudi	1974
	Frank Thomas	2006		Jim Gentile	1964		Gene Tenace	1976
38	Bob Cerv	1958		Tony Armas	1982		Wayne Gross	1977
	Matt Stairs	1999		Rickey Henderson	1990		Jeff Newman	1979
	Jason Giambi	2001		Ben Grieve	1999		Tony Armas	1981
37	Tilly Walker	1922	27	Joe Hauser	1924		Mike Davis	1987
	Jimmie Foxx	1930		Gus Zernial	1957		Dave Parker	1989
	Jose Canseco	1990		Don Mincher	1970		Mark McGwire	1991
36	Al Simmons	1930		Sal Bando	1976		Jose Canseco	1992
	Jimmie Foxx	1935		Dwayne Murphy	1982		Ruben Sierra	1993
	Reggie Jackson	1975		Matt Stairs	1997		Geronimo Berroa	1995
	Geronimo Berroa	1996		Jason Giambi	1998		Scott Brosius	1996
35	Al Simmons	1932		Ben Grieve	2000		Bobby Crosby	2004
	Tony Armas	1980		Miguel Tejada	2003		Erubiel Durazo	2004
	Dave Kingman	1984		Eric Chavez	2005		Eric Chavez	2006
	Dave Kingman	1986	26	Mike Epstein	1972		Nick Swisher	2007
	Terry Steinbach	1996		Gene Tenace	1974	21	Bing Miller	1922
	John Jaha	1999		Matt Stairs	1998		Bob Johnson	1933
	Nick Swisher	2006		Eric Chavez	2000		Harry Simpson	1956
34	Al Simmons	1929		Jack Cust	2007		Joe Rudi	1975
	Bob Johnson	1934	25	Bob Johnson	1936		Mitchell Page	1977
	Rocky Colavito	1964		Bob Johnson	1937		Miguel Tejada	1999
	Mark McGwire	1997		Wally Moses	1937		Matt Stairs	2000
	Eric Chavez	2002		Sam Chapman	1941		Erubiel Durazo	2003
	Miguel Tejada	2002		Norm Siebern	1962		Ramon Hernandez	2003
33	Jimmie Foxx	1929		Reggie Jackson	1972		Nick Swisher	2005
	Gus Zernial	1951		Dave Henderson	1991	20	Frankie Hayes	1939
	Dwayne Murphy	1984		Jack Cust	2009		Sam Chapman	1946
	Jose Canseco	1986	24	Al Simmons	1925		Eddie Joost	1952
	Mark McGwire	1989		Sam Chapman	1949		Woodie Held	1957
	Jason Giambi	1999		Sal Bando	1971		Bob Cerv	1959
	Jack Cust	2008		Gene Tenace	1973		Sal Bando	1970
32	Reggie Jackson	1971		Mike Davis	1985		Dwayne Murphy	1985
	Reggie Jackson	1973		Dave Henderson	1988		Dave Henderson	1990
	Mark McGwire	1988		Jermaine Dye	2002		Harold Baines	1991
	Eric Chavez	2001	23	Tilly Walker	1921		Dave Henderson	1993
31	Bob Johnson	1940		Mickey Cochrane	1932		Jason Giambi	1996
	Sal Bando	1969		Mike Higgins	1935		Jason Giambi	1997
	Jose Canseco	1987		Bob Johnson	1939		Eric Byrnes	2004
	Miguel Tejada	2001		Sam Chapman	1940			
				Eddie Joost	1949			

Athletics Home Run History, continued

HOME RUN LEADERS BY POSITION

Franchise – Career

P	John Odum (1964-75)	12
C	Terry Steinbach (1986-96)	116
1B	Mark McGwire (1986-97)	349
2B	Mark Ellis (2002-09)	78
3B	Eric Chavez (1998-09)	223
SS	Miguel Tejada (1997-03)	156
LF	Bob Johnson (1933-42)	201
CF	Dwayne Murphy (1978-87)	152
RF	Reggie Jackson (1967-75; 87)	225
DH	Dave Kingman (1984-86)	98

Franchise – Season

P	John Odum (1969)	5
C	Terry Steinbach (1996)	34
1B	Jimmie Foxx (1932)	51
2B	Mark Ellis (2007)	19
3B	Eric Chavez (2001)	32
SS	Miguel Tejada (2002)	34
LF	Gus Zernial (1953)	41
CF	Dwayne Murphy (1984)	33
RF	Reggie Jackson (1969)	45
DH	Frank Thomas (2006)	39

GRAND SLAM LEADERS

Franchise – Career

1.	Jimmie Foxx (1925-35)	9
	Sam Chapman (1938-41, 45-51)	9
	Gus Zernial (1951-57)	9
	Mark McGwire (1986-97)	9
5.	Bob Johnson (1933-42)	8
	Terry Steinbach (1986-96)	8
	Jason Giambi (1995-01)	8
8.	Sal Bando (1966-76)	7
	Matt Stairs (1996-00)	7
	Miguel Tejada (1997-03)	7

Franchise – Season

1.	Jason Giambi (2000)	4
2.	Jimmie Foxx (1932)	3
	Jimmie Foxx (1934)	3
	Bob Johnson (1938)	3
	Gus Zernial (1952)	3
	Gene Tenace (1974)	3
	Dave Kingman (1984)	3
	Ben Grieve (2000)	3
	Miguel Tejada (2001)	3

Oakland – Career

P	John Odum (1968-75)	12
C	Terry Steinbach (1986-96)	116
1B	Mark McGwire (1986-97)	349
2B	Mark Ellis (2002-09)	78
3B	Eric Chavez (1998-09)	223
SS	Miguel Tejada (1997-03)	156
LF	Rickey Henderson (1979-84; 89-95; 98)	156
CF	Dwayne Murphy (1978-87)	152
RF	Reggie Jackson (1968-75; 87)	225
DH	Dave Kingman (1984-86)	98

Oakland – Season

P	John Odum (1969)	5
C	Terry Steinbach (1996)	34
1B	Mark McGwire (1987)	48
2B	Mark Ellis (2007)	19
3B	Eric Chavez (2001)	32
SS	Miguel Tejada (2002)	34
LF	Ben Grieve (1999)	28
CF	Dwayne Murphy (1984)	33
RF	Reggie Jackson (1969)	45
DH	Frank Thomas (2006)	39

Oakland – Career

1.	Mark McGwire (1986-97)	9
2.	Terry Steinbach (1986-96)	8
	Jason Giambi (1995-01; 09)	8
4.	Sal Bando (1968-76)	7
	Matt Stairs (1996-00)	7
	Miguel Tejada (1997-03)	7
7.	Gene Tenace (1969-76)	6
8.	Joe Rudi (1968-76; 82)	5
	Dave Kingman (1984-86)	5
	Eric Chavez (1998-09)	5

Oakland – Season

1.	Jason Giambi (2000)	4
2.	Gene Tenace (1974)	3
	Dave Kingman (1984)	3
	Ben Grieve (2000)	3
	Miguel Tejada (2001)	3
6.	24 times	2

MOST 100-WIN SEASONS BY CURRENT MLB FRANCHISES

New York-AL	19
Athletics	10
Cardinals	8
Braves	8
Giants	7
Dodgers	6

OAKLAND A'S MILESTONE HITS

1	John Donaldson, April 10, 1968 at Baltimore
10000	Phil Garner, June 27, 1975 at California
20000	Dwayne Murphy, June 1, 1983 at Milwaukee
30000	Mike Gallego, May 30, 1990 vs. Toronto
40000	Matt Stairs, August 15, 1997 at Chicago
50000	Damian Miller, July 26, 2004 vs. Seattle

PINCH HIT HOME RUN LEADERS

Franchise – Career

1.	Gus Zernial (1951-57)	5
	Jeff Burroughs (1982-84)	5
	Mark McGwire (1986-97)	5
	Terry Steinbach (1986-96)	5
	Mike Aldrete (1993-95)	5
6.	Four times	4

Franchise – Season

1.	Jeff Burroughs (1982)	4
2.	Allie Clark (1952)	3
	Kite Thomas (1952)	3
	Bob Cerv (1957)	3
	Frank Fernandez (1970)	3
	Rich McKinney (1977)	3
	Jeff Newman (1978)	3

Oakland – Career

1.	Jeff Burroughs (1982-84)	5
	Mark McGwire (1986-87)	5
	Terry Steinbach (1986-96)	5
	Mike Aldrete (1993-95)	5
5.	Matt Stairs (1996-00)	4
	Olmedo Saenz (1999-02)	4

Oakland – Season

1.	Jeff Burroughs (1982)	4
2.	Frank Fernandez (1970)	3
	Rich McKinney (1977)	3
	Jeff Newman (1978)	3
5.	Nine times	2

INSIDE-THE-PARK HOME RUN LEADERS

Franchise – Career

1.	Danny Murphy (1902-13)	18
2.	Harry Davis (1901-11; 13-17)	9
	Stuffy McInnis (1909-17)	9
4.	Jimmie Foxx (1925-35)	8
5.	Eddie Collins (1906-14; 27-30)	7

Franchise – Season

1.	Danny Murphy (1904)	4
2.	10 times; last Jimmie Foxx (1931)	3

Oakland – Career

1.	Reggie Jackson (1968-75; 87)	4
2.	18 times	1

Oakland – Season

1.	Reggie Jackson (1968)	2
2.	20 times; last Nick Swisher (2006)	1

LEAD OFF HOME RUN LEADERS

Franchise – Career

1.	Rickey Henderson (1979-84; 89-95; 98)	43
2.	Eddie Joost (1947-54)	19
3.	Bert Campaneris (1964-76)	13
4.	Max Bishop (1924-33)	9
5.	Wally Moses (1935-41; 49-51)	7

Franchise – Season

1.	Rickey Henderson (1993)	7
2.	Eddie Joost (1948)	6
	Bert Campaneris (1970)	6
4.	Rickey Henderson (1990)	5
	Rickey Henderson (1991)	5
	Rickey Henderson (1992)	5

Oakland – Career

1.	Rickey Henderson (1979-84; 89-95; 98)	43
2.	Bert Campaneris (1968-76)	10
3.	Mark Kotsay (2004-07)	5
4.	Eric Byrnes (2000-04)	4
	Tony Phillips (1982-89; 99)	4

Oakland – Season

1.	Rickey Henderson (1993)	7
2.	Bert Campaneris (1970)	6
3.	Rickey Henderson (1990)	5
	Rickey Henderson (1991)	5
	Rickey Henderson (1992)	5

GAME ENDING HOME RUN LEADERS

Franchise – Career

1.	Reggie Jackson (1967-75; 87)	5
	Rickey Henderson (1979-84; 89-95; 98)	5
	Matt Stairs (1996-00)	5
4.	Jimmie Foxx (1925-35)	4
	Dwayne Murphy (1978-87)	4
	Al Simmons (1924-32; 40-41; 44)	4

Franchise – Season

1.	Reggie Jackson (1971)	3
	Dave Kingman (1986)	3
	Matt Stairs (1999)	3
4.	seven times	2

Oakland – Career

1.	Reggie Jackson (1968-75; 87)	5
	Rickey Henderson (1979-84; 89-95; 98)	5
	Matt Stairs (1996-00)	5
4.	Dwayne Murphy (1978-87)	4
5.	eight times	3

Oakland – Season

1.	Reggie Jackson (1971)	3
	Dave Kingman (1986)	3
	Matt Stairs (1999)	3
4.	six times	2

Athletics Home Run History, continued

ATHLETICS GAMES OF FIVE OR MORE HOME RUNS

No.	Opponent	H/A	Date	Hitters
8	California	A	June 27, 1996	Berroa, Brosius 2, Giambi, Herrera, McGwire, Steinbach, Young
7	Detroit	H	June 3, 1921	Dugan, Dykes 2, Perkins, Walker, Welch 2
7	Cleveland (2)	A	July 6, 1990	Canseco, R. Henderson 2, Lansford, McGwire 2, Quirk
6	Cleveland	H	July 18, 1980	Armas 2, Essian, Murphy, Page 2
6	Minnesota	H	Aug. 3, 1991	Baines, Canseco, D. Henderson 3, McGwire
6	Boston	H	Aug. 21, 1997	Bellhorn, Canseco, Giambi, McDonald, Spiezo, Young
6	Toronto	H	Aug. 18, 1998	Christenson, Giambi, Spiezo 2, Stairs 2
6	Cleveland	H	Aug. 24, 1999	Hinch, Jaha 2, Spiezo, Velarde 2
6	Tampa Bay	H	Sept. 9, 2000	Ja. Giambi 2, Grieve, Hernandez, Long, Tejada
6	Anaheim	H	Sept. 11, 2003	Byrnes, Chavez 2, Ellis, Hernandez, McMillon
6	Kansas City	A	May 10, 2007	Chavez, Cust 2, Johnson 2, Putnam
6	Arizona	A	June 17, 2008	Ellis 2, Chavez, Crosby, Davis, Suzuki
5*	Minnesota	A	Sept. 11, 2009	Barton, Cust, Ellis, Pennington, Suzuki

* 36 times total; game listed is most recent

OPPONENT GAMES OF FIVE OR MORE HOME RUNS

No.	Opponent	H/A	Date	Hitters
7	Seattle	A	Apr. 11, 1985	Cowens, Bradley, Presley, Thomas 3, Henderson
6	Detroit	H	Aug. 17, 1969	Northrup, Wert, Tresh, Kalline 2, Stanley
6	Seattle	A	Aug. 2, 1983	Owen, D. Henderson 2, S. Henderson 2, Ramos
6	California	A	Apr. 23, 1985	Jackson 2, Narron, Schofield, Grich, DeCinces
6	Minnesota	H	Aug. 15, 1993	Brito 2, Puckett 2, Harper, Reboulet
6	Boston	A	Apr. 19, 1994	Vaughn 2, Cooper, Naehring 2, Greenwell
5*	Detroit	A	Sept. 8, 2008	Sheffield 2, Cabrera, Hessman, Ordonez

*20 times total; game listed most recent

MOST HOME RUNS, INNING – ATHLETICS

No.	Opponent	H/A	Date	Hitters
4	Boston	H	Aug. 21, 1997	Giambi, Young, McDonald, Canseco (3)
4	Tampa Bay	H	Sept. 1, 1999	Tejada, Chavez, Giambi, Jaha (4)
4	Chicago	H	Apr. 27, 2002	Hatteberg, Long, Pena, Menechino (3)

MOST HOME RUNS, INNING – OPPONENTS

No.	Opponent	H/A	Date	Hitters
5	Minnesota	A	June 9, 1966	Rollins, Versalles, Oliva, Mincher, Killebrew (7)
4	Boston	H	Sept. 24, 1940	Williams, Foxx, Cronin, Tabor (6)
4	Boston	H	Aug. 26, 1957	Zauchin, Lepcio, Malzone, Piersall (7)
4	Minnesota	H	May 2, 1964	Oliva, Allison, Hall, Killebrew (11)
4	Minnesota	A	May 16, 1983	Mitchell, Gaetti, Hatcher, Engle (9)
4	Seattle	A	Sept. 21, 1996	Rodriguez, Griffey, Martinez, Sorrento (3)

CONSECUTIVE HOME RUNS - ATHLETICS

No.	Opponent	H/A	Date	Hitters
3	Washington	H	May 2, 1922	Walker, Perkins, Miller
3	Cleveland	H	June 18, 1930	Simmons, Foxx, Miller
3	St. Louis	A	July 17, 1934	Johnson, Foxx, Higgins
3	New York	H	Aug. 19, 1962	Cimoli, Causey, Bryan
3	Minnesota (G1)	H	June 22, 1969	Kubiak, Jackson, Bando
3	Kansas City	H	June 19, 1979	Gross, Revering, Heath
3	Cleveland	A	June 3, 1980	Revering, Page, Armas
3	Cleveland	A	May 16, 1990	Canseco, McGwire, Hassey
3	Cleveland	A	July 6, 1990	R. Henderson, Lansford, Canseco
3	Kansas City	A	June 16, 2000	Chavez, Tejada, Hernandez
3	Kansas City	H	June 23, 2000	Velarde, Ja. Giambi, Grieve
3	Texas	H	April 15, 2006	Chavez, Thomas, Bradley

CONSECUTIVE HOME RUNS - OPPONENTS

No.	Opponent	H/A	Date	Hitters
4	Minnesota	H	May 2, 1964	Oliva, Allison, Hall, Killebrew
3	New York	H	Sept. 10, 1925	Meusel, Ruth, Gehrig
3	Cleveland	H	June 25, 1939	Chapman, Trosky, Heath
3	Boston	H	Sept. 24, 1940	Williams, Foxx, Cronin
3	Boston	A	Apr., 19, 1948	Spence, Stephens, Doerr
3	Los Angeles	H	Aug. 28, 1962	Thomas, Wagner, Rogers
3	Baltimore	A	Sept. 10, 1965	Robinson, Blefary, Adair
3	Minnesota	H	June 9, 1966	Oliva, Mincher, Killebrew
3	New York	A	Aug. 10, 1969	Murcer, Munson, Michael
3	Cleveland	A	Aug. 22, 1970	Sims, Nettles, Leon
3	Baltimore	A	May 8, 1979	Murray, May, Roenicke
3	Milwaukee	H	June 5, 1982	Young, Cooper, Oglivie
3	Seattle	A	Aug. 2, 1983	S. Henderson, D. Henderson, Ramos
3	Toronto	A	Apr. 26, 1984	Upshaw, Bell, Barfield
3	Kansas City	A	Aug. 28, 1986	Brett, White, Quirk
3	Seattle	A	Sept. 21, 1996	Rodriguez, Griffey, Martinez
3	Los Angeles	H	Sept. 18, 2008	Morales, Napoli, Wood

HOME RUN IN FIRST GAME WITH THE OAKLAND A'S

Player	Opponent (Date)
*Joe Keough	at New York (8-7-68) (G1)
Don Mincher	at Kansas City (4-7-70)
*Don Baylor	at California (4-9-76)
Earl Williams	Minnesota (4-9-77)
Mike Heath	Kansas City (6-19-79)
*Terry Steinbach	at Cleveland (9-12-86)
*Dave Henderson	Seattle (4-4-88)
Scott Brosius	Seattle (8-7-91)
*Tilson Brito	Milwaukee (8-10-97) (G2)

Player	Opponent (Date)
*Ed Sprague, Jr.	Cleveland (8-2-98)
Tom Wilson	Chicago-AL (5-19-01)
David Justice	Texas (4-1-02)
*Erubiel Durazo	Seattle (4-1-03)
*Jay Payton	Texas (7-15-05)
*Frank Thomas	New York (4-3-06)
Jack Cust	at Tampa Bay (5-6-07)

*indicates players who homered in their first at bat.

MOST HOME RUNS VS. OAKLAND A'S

HR	Player (Date)
3	Jim Rice, BOS (8-29-77)
3	Larry Herndon, DET (5-18-82)
3	Gorman Thomas, SEA (4-11-85)
3	Danny Tartabull, SEA (7-6-91)

HR	Player (Date)
3	Jack Clark, BOS (7-31-91)
3	Manny Ramirez, CLE (8-25-99)
3	Juan Gonzales, TEX (9-24-99)

MILESTONE HOME RUNS

Franchise	Player	Date
1	Lave Cross	Apr. 30, 1901
1,000	Mickey Cochrane	May 15, 1927
2,000	Jimmie Foxx	June 21, 1935
3,000	Sam Chapman	Sept. 30, 1949
4,000	Hector Lopez	Aug. 17, 1958
5,000	Jim Nash	May 22, 1968
6,000	Gene Tenace	May 25, 1975
7,000	Carney Lansford	July 3, 1983
8,000	Jose Canseco	Sept. 2, 1989
9,000	Mark McGwire	May 28, 1996
10,000	Miguel Tejada	Apr. 14, 2001
11,000	Bobby Kieley	June 15, 2006

Oakland	Player	Date
1	Reggie Jackson	Apr. 10, 1968
1,000	Claudell Washington	May 6, 1975
2,000	Rickey Henderson	June 5, 1983
3,000	Dave Parker	Aug. 13, 1989
4,000	Jason Giambi	May 17, 1996
5,000	Jason Giambi	Sept. 24, 2000
6,000	Bobby Crosby	May 31, 2006

Athletics Home Run History, continued

COLISEUM HOME RUNS

Since its opening in 1968 a total of 5,963 Major League home runs have been hit in the Coliseum during the regular season, an average of 142.0 per year.

COLISEUM CAREER HOME RUN LEADERS

Player	No.
Mark McGwire	166
Reggie Jackson	146*
Jose Canseco	122*
Eric Chavez	115
Jason Giambi	115*
Sal Bando	90
Miguel Tejada	83
Rickey Henderson	82*
Dwayne Murphy	67
Matt Stairs	67*

* Home Runs hit while non-Athletic (included in individual total): Canseco (8), Giambi (6), Henderson (3), Jackson (13), Stairs (3)

NON-A'S COLISEUM CAREER HOME RUN LEADERS

Player	No.
Rafael Palmeiro	20
Jay Buhner	18
Carlton Fisk	18
Alex Rodriguez	18
Brian Downing	17
Juan Gonzalez	17
Cal Ripken	16
Danny Tartabull	16*
Frank Thomas	16*
Greg Vaughn	16

* Does not include home runs hit while a member of the Athletics: Tartabull (1), Thomas (27).

OAKLAND ATHLETICS STEALS OF HOME

1968	Sal Bando vs. Detroit, May 26 Danny Cater vs. Chicago, September 24 Danny Cater vs. Minnesota, September 28
1969	Danny Cater vs. Seattle, May 4
1974	Angel Mangual vs. Detroit, May 27
1976	Claudell Washington vs. Minnesota, September 15
1978	Taylor Duncan vs. Kansas City, July 2 (Game 1)
1979	Wayne Gross at Seattle, April 11
1980	Rickey Henderson vs. California, April 20 Wayne Gross vs. Detroit, May 3 Dwayne Murphy vs. Detroit, May 3 Dwayne Murphy vs. Kansas City, May 28 Wayne Gross vs. Kansas City, May 28 Jeff Cox at Chicago, July 4 Rickey Henderson vs. Cleveland, July 19
1981	Dave McKay vs. Toronto, September 30
1982	Davey Lopes at Seattle, April 17 Dave McKay vs. Cleveland, May 8 Rickey Henderson at Chicago, June 8 Rickey Henderson at California, July 26 Jeff Burroughs vs. Boston, August 20
1983	Bill Almon vs. Milwaukee, May 24 Mike Heath at Chicago, September 7 Mike Davis vs. Toronto, September 25

1984	Carney Lansford vs. Kansas City, June 18
1985	Rob Picciolo at Boston, May 11 Mike Davis at Chicago, June 20 Donnie Hill vs. Cleveland, June 21 Mike Gallego at Chicago, September 21
1986	Alfredo Griffin at Seattle, April 18 Carney Lansford at Milwaukee, May 1 Dwayne Murphy at Milwaukee, July 6 Reggie Jackson at Seattle, April 18
1987	Mike Gallego vs. California, April 22
1989	Jose Canseco at Minnesota, April 23 Mike Gallego at Seattle, August 15 Scott Brosius at Kansas City, October 2
1992	Mike Bordick vs. Kansas City, April 6 Carney Lansford vs. Detroit, July 19
1997	Jose Canseco at Texas, May 22
1998	Miguel Tejada vs. Tampa Bay, September 6
2000	Jason Giambi at Los Angeles (NL), June 11 Eric Chavez at Toronto, September 1
2006	Jay Payton at Baltimore, July 17
2008	Bobby Crosby at Texas, May 11 Carlos Gonzalez vs. Florida, June 22

NINTH INNING COMEBACKS

Only once in Oakland history have the A's trailed by four or more runs heading into their last at bats and come back to win the game. On September 7, 2005, the A's trailed Seattle, 7-3, going into the bottom of the ninth at the Coliseum, but rallied for five runs in the inning for a 8-7 victory. The A's won the game when Eddie Guardado walked Nick Swisher with the bases loaded, scoring Jay Payton with the winning run. Prior to this contest, the last time the A's rallied from a deficit of four or more runs in their last at bat to win a game was on July 4, 1957 in the first game of a doubleheader against the Chicago White Sox. The A's trailed 4-0 heading into their last at bat, only to rally for five runs to pull out a 5-4 victory. Gus Zernial's single to left off Dixie Howell scored Hector Lopez and Joe DeMaestri with the tying and winning runs.

ATHLETICS LOW-HIT GAMES

ATHLETICS NO-HITTERS (10 NINE INNINGS; 3 LESS THAN 9)

Date	Pitchers	Opponent	Score
July 22, 1905	Weldon Henley	at St. Louis (1st game)	6-0
Aug. 15, 1905	Rube Waddell	vs. St. Louis*	2-0
Aug. 29, 1906	Jimmy Dygert & Rube Waddell	vs. Chicago*	4-3
Oct. 5, 1907	Rube Vickers	at Washington (2nd game, Perfect Game)*	4-0
May 12, 1910	Chief Bender	vs. Cleveland	4-0
Aug. 26, 1916	Joe Bush	vs. Cleveland	5-0
Sept. 9, 1945	Dick Fowler	vs. St. Louis (2nd game)	1-0
Sept. 3, 1947	Bill McCahan	vs. Washington	3-0
May 8, 1968	Jim Hunter	vs. Minnesota (Perfect Game)	4-0
Sept. 21, 1970	Vida Blue	vs. Minnesota	6-0
Sept. 28, 1975	Vida Blue, Glenn Abbott, Paul Lindblad, Rollie Fingers	vs. California	5-0
Sept. 29, 1983	Mike Warren	vs. Chicago	3-0
June 29, 1990	Dave Stewart	at Toronto	5-0

*5 innings

NO-HITTERS AGAINST ATHLETICS (14)

Date	Pitchers	Opponent	Score
May 5, 1904	Cy Young	at Boston (Perfect Game)	0-3
Sept. 20, 1908	Frank Smith	at Chicago	0-1
Sept. 4, 1923	Sam Jones	vs. New York	0-2
Sept. 7, 1923	Howard Ehmke	vs. Boston	0-4
July 10, 1947	Don Black	at Cleveland (1st game)	0-3
May 6, 1953	Bobo Holloman	at St. Louis	0-6
Aug. 26, 1962	Jack Kralick	at Minnesota	0-1
Aug. 13, 1969	Jim Palmer	at Baltimore	0-8
July 3, 1970	Clyde Wright	at California	0-4
July 30, 1973	Jim Bibby	vs. Texas	0-6
July 19, 1974	Dick Bosman	at Cleveland	0-4
July 28, 1976	John Odom & Francisco Barrios	vs. Chicago	1-2
June 11, 1990	Nolan Ryan	vs. Texas	0-5
July 13, 1991	Bob Milacki, Mike Flanagan, Mark Williamson & Gregg Olson	vs. Baltimore	0-2

OAKLAND ATHLETICS ONE-HITTERS (29)

Date	Pitchers	Broken Up By	Inn.	Opponent	H/A	Score
June 7, 1968	John Odom	Dave Johnson	9 (2 outs)	Baltimore	A	6-1
Aug. 10, 1968	John Odom, Diego Segui, Jack Aker	Frank Howard	1	Washington	A	4-1
May 24, 1970	Chuck Dobson	Gail Hopkins	1	Chicago	A	5-1
Sept. 11, 1970	Vida Blue	Pat Kelly	8	Kansas City	A	3-0
July 16, 1971	Vida Blue	Tony Taylor	4	Detroit	H	4-0
May 31, 1973	Ken Holtzman, Rollie Fingers	Matty Alou	7	New York	A	6-0
June 8, 1975	Ken Holtzman	Tom Veryzer	9 (2 outs)	Detroit	H	4-0
June 10, 1975	Jim Perry	Al Bumbry	6	Baltimore	H	4-0
Aug. 28, 1976	Vida Blue	Mickey Stanley	9 (1 out)	Detroit	H	5-2
May 9, 1979	Mike Norris	Gary Roenicke	7	Baltimore	A	4-2
July 5, 1979	Rick Langford	Brian Downing	5	California	A	3-0
June 23, 1984	Tim Conroy, Bill Caudill	Alan Bannister	5	Texas	H	5-1
Oct. 5, 1986	Curt Young	Kevin Seitzer	7	Kansas City	H	6-0
June 9, 1987	Curt Young	Kenny Williams	8	Chicago	H	8-3
Aug. 4, 1988	Dave Stewart	Jay Buhner	3	Seattle	H	2-0
May 26, 1989	Todd Burns, Rick Honeycutt, Eric Plunk	Rickey Henderson	4	New York	A	4-0
Apr. 14, 1992	Ron Darling, Rick Honeycutt	Keith Miller	8	Kansas City	A	1-3
June 23, 1994	Bobby Witt	Greg Gagne	6	Kansas City	H	4-0
May 27, 1995	Steve Ontiveros	Luis Polonia	6	New York	H	3-0
Aug. 28, 2000	Tim Hudson	Frank Thomas	4	Chicago	H	3-0
July 6, 2001	Mark Mulder	Danny Bautista	8	Arizona	A	3-0
July 19, 2002	Cory Lidle	Juan Gonzalez	8	Texas	H	10-0

Athletics Low-Hit Games, continued

Date	Pitchers	Broken Up By	Inn.	Opponent	H/A	Score
August 4, 2002	Cory Lidle, Ricardo Rincon, Chad Bradford, Billy Koch	Wendell Magee	6	Detroit	H	4-0
August 21, 2002	Cory Lidle	Ellis Burks	1	Cleveland	A	6-0
June 26, 2005	Rich Harden, Ron Flores, Kiko Calero	Deivi Cruz	5	San Francisco	H	16-0
April 8, 2006	Barry Zito, Kiko Calero, Joe Kennedy, Huston Street	Richie Sexson	2	Seattle	A	3-0
June 30, 2007	Chad Gaudin, Rich Harden	Johnny Damon	6	New York (AL)	A	7-0
May 24, 2008	Justin Duchscherer , Huston Street	David Ortiz	7	Boston	H	3-0
Sept. 16, 2009	Trevor Cahill , Michael Wuertz , Andrew Bailey	Marlon Byrd	2	Texas	A	4-0

MOST RECENT ONE-HITTERS AGAINST ATHLETICS (22 TOTAL)

Date	Pitchers	Opponent	H/A	Score
June 7, 2007	Curt Schilling	Boston	H	0-1
July 7, 2006	John Lackey	Los Angeles	H	0-3
June 20, 2006	Jason Jennings, Tom Martin, Brian Fuentes	Colorado	A	0-6
May 21, 2006	Matt Cain	San Francisco	H	0-6
May 2, 1998	Roger Clemens, Paul Quantrill	Toronto	H	0-7
Sept. 2, 1996	David Cone, Mariano Rivera	New York	H	0-5
June 15, 1995	Mark Gubicza	Kansas City	H	0-7
June 21, 1994	Kevin Appier, Mike Magnante, Stan Belinda, Rusty Meacham	Kansas City	H	0-2
Aug. 23, 1993	Mike Moore	Detroit	A	0-9
May 16, 1993	Randy Johnson	Seattle	H	0-7
Aug. 14, 1991	Randy Johnson	Seattle	A	0-4

OAKLAND ATHLETICS STREAKS

CONSECUTIVE WINS

Overall

20 August 13-September 4, 2002
 14 April 23-May 9, 1988
 11 April 9-19, 1981
 11 August 2-12, 2001
 10 September 8-18, 1992
 10 August 23-September 2, 2002
 10 June 8-18, 2006
 9 August 11-20, 1973
 9 August 7-15, 1976
 9 June 13-23, 2000
 9 September 2-18, 2001
 9 October 2, 2001-April 3, 2002

Home

20* August 25, 2001-April 3, 2002
 12 August 13-September 14, 2002
 10 April 11-May 3, 1991
 10 August 11-September 1, 2006
 9 August 19-September 19, 1970
 9 August 7-15, 1976
 9 Sept. 26, 1977-April 14, 1978
 9 September 6-29, 1992
 9 May 2-28, 1999
 9 June 18-July 1, 2005
**streak includes final 17 games of 2001 and first three games of 2002*

Road

12 July 31-August 15, 1971
 11 April 9-26, 1981
 10 August 19-28, 2002
 9 April 23-May 3, 1988
 9 Sept. 24, 1989-April 26, 1990
 8 May 31-June 20, 1971
 8 June 3-10, 1972
 8 April 13-26, 1990
 8 August 16-31, 2001
 8 June 16-24, 2002
 8 July 19-August 2, 2005

CONSECUTIVE LOSSES

Overall

14 July 29-August 12, 1977
 12 April 19-30, 1994
 12* Sept. 22, 1995-April 4, 1996
 11 June 8-18, 1978
 10 July 28-August 7, 2008
 9 August 20-29, 1978
 9 August 18-27, 1984
 9 June 4-13, 1986
 9 August 21-28, 1993
 9 July 21-29, 1998
 9 July 6-17, 2007
**streak includes final nine games of 1995 and first three games of 1996*

Home

12 July 29-August 21, 1977
 11 Sept. 19, 1978-April 15, 1979
 9 June 4-20, 1982
 8 June 23-July 9, 1979
 8 May 3-22, 1994
 8 April 8-May 1, 2001
 7 August 20-September 6, 1978
 7 June 2-9, 1976
 7 September 11-27, 1987
 7 August 30-September 17, 1993

Road

15 May 24-June 23, 1986
 13 May 31-June 30, 1979
 12* September 5, 1995-April 9, 1996
 11 May 21-June 9, 2005
 10 May 14-30, 1981
 10 April 19-May 6, 1994
 9 May 2-23, 1976
 9 July 23-August 12, 1977
 9 August 11-29, 1978
 9 May 10-26, 1979
 9 July 30, 1994-April 28, 1995
 9 June 29-July 26, 1995
**streak includes final 11 games of 1995 and first game of 1996*

CAREER GAMES PLAYED LEADERS

FRANCHISE LEADERS

Catcher

Mickey Cochrane . . .	1148
Cy Perkins	1095
Terry Steinbach . . .	1050
Frankie Hayes	959
Ossee Schreckengost	597
Ramon Hernandez . .	591
Mike Heath	537
Mike Powers	518
Joe Astroth	511
Dave Duncan	477

First Base

Harry Davis	1390
Mark McGwire	1251
Jimmie Foxx	1020
Stuffy McInnis	956
Dick Siebert	940
Ferris Fain	830
Jason Giambi	728
Joe Hauser	539
Norm Siebern	471
Scott Hatteberg	420

Second Base

Dick Green	1158
Max Bishop	1139
Eddie Collins	996
Mark Ellis	846
Danny Murphy	810
Pete Suder	805
Jimmy Dykes	676
Jerry Lumpe	653
Tony Phillips	529
Mike Gallego	452

Third Base

Sal Bando	1446
Eric Chavez	1233
Carney Lansford . . .	1096
Frank Baker	896
Jimmy Dykes	791
Wayne Gross	719
Ed Charles	695
Lave Cross	675
Sammy Hale	641
Hank Majeski	583

Shortstop

Bert Campaneris . . .	1702
Chick Galloway	971
Miguel Tejada	935
Eddie Joost	907
Joe DeMaestri	890
Jack Barry	877
Mike Bordick	715
Monte Cross	711
Bobby Crosby	582
Eric McNair	528

Outfield

Rickey Henderson . .	1592
Bob Johnson	1399
Al Simmons	1256
Bing Miller	1230
Sam Chapman	1230
Reggie Jackson	1196
Dwayne Murphy	1177
Elmer Valo	1168
Topsy Hartsel	1110
Rube Oldring	1061

Designated Hitter

Dave Kingman	428
Mitchell Page	355
Erubiel Durazo	292
Harold Baines	271
Billy Williams	251
Geronimo Berroa . . .	234
Jack Cust	213
Dave Parker	201
Jose Canseco	196
Frank Thomas	188

Pitcher

Dennis Eckersley . . .	525
Eddie Plank	524
Rollie Fingers	502
Eddie Rommel	500
Paul Lindblad	479
Rube Walberg	412
Lefty Grove	402
Rick Honeycutt	387
Chief Bender	385
Jim Hunter	363

OAKLAND LEADERS

Catcher

Terry Steinbach	1050
Ramon Hernandez . . .	591
Mike Heath	537
Gene Tenace	446
Jeff Newman	438
Dave Duncan	423
Jason Kendall	368
Kurt Suzuki	342
Jim Essian	316
Ray Fosse	291

First Base

Mark McGwire	1251
Jason Giambi	728
Scott Hatteberg	420
Bruce Bochte	387
Gene Tenace	385
Dave Revering	337
Dan Johnson	283
Danny Cater	253
Mike Epstein	233
Joe Rudi	218

Second Base

Mark Ellis	846
Dick Green	721
Tony Phillips	529
Mike Gallego	452
Brent Gates	397
Phil Garner	322
Scott Spiezio	300
Mike Edwards	269
Ted Kubiak	266
Davey Lopes	265

Third Base

Sal Bando	1395
Eric Chavez	1233
Carney Lansford . . .	1096
Wayne Gross	719
Scott Brosius	398
Jack Hannahan	218
Craig Paquette	193
Tony Phillips	159
Mickey Klutts	131
Mike Blowers	120

Shortstop

Bert Campaneris . . .	1272
Miguel Tejada	935
Mike Bordick	715
Bobby Crosby	582
Walt Weiss	522
Alfredo Griffin	461
Rob Picciolo	434
Mario Guerrero	311
Mike Gallego	282
Tony Phillips	269

Outfield

Rickey Henderson . .	1592
Dwayne Murphy	1177
Reggie Jackson	1162
Jose Canseco	851
Joe Rudi	846
Mike Davis	695
Tony Armas	679
Dave Henderson	636
Bill North	627
Terrence Long	598

Designated Hitter

Dave Kingman	428
Mitchell Page	355
Erubiel Durazo	292
Harold Baines	271
Billy Williams	251
Geronimo Berroa . . .	234
Jack Cust	213
Dave Parker	201
Jose Canseco	196
Frank Thomas	188

Pitcher

Dennis Eckersley . . .	525
Rollie Fingers	502
Paul Lindblad	391
Rick Honeycutt	387
Buddy Groom	301
Gene Nelson	281
Bill Taylor	281
Vida Blue	273
Jim Hunter	266
Mike Mohler	262

OAKLAND A'S CONSECUTIVE GAMES PLAYED

594	Miguel Tejada (June 2, 2000 to September 28, 2003)
456	Terrence Long (July 13, 2000 to June 4, 2003)
347	Alfredo Griffin (April 9, 1985-April 30, 1987)
203	Danny Cater (July 7, 1968-August 24, 1969)
199	Sal Bando (August 27, 1968-April 14, 1970)

198	Tony Armas (July 11, 1980-April 16, 1982)
176	Sal Bando (June 13, 1970-June 27, 1971)
169	Sal Bando (April 6, 1973-April 14, 1974)
169	Gene Tenace (May 25, 1973-May 31, 1974)
168	Rickey Henderson (May 12, 1981-July 16, 1982)

HIGH SCORING GAMES IN OAKLAND HISTORY

ATHLETICS

Score	Opponent	Date
23-2	Texas	Sept. 30, 2000
21-7	at Boston	June 14, 1969
21-3	at Kansas City	June 18, 2000
19-3	at Milwaukee	May 15, 1985
19-5	at New York	Aug. 29, 1989
19-5	Texas	Sept. 29, 1991
18-2	at California	June 27, 1996
17-2	at Texas	May 10, 1973
17-3	at Toronto	May 6, 1986
17-3	at Tampa Bay	Sept. 15, 2000
17-4	at Cleveland	Aug. 2, 2001
17-2	at Toronto	Aug. 24, 2003
17-8	Cincinnati	June 9, 2004
17-3	at Kansas City	May 10, 2007

OPPONENTS

Score	Opponent	Date
20-11	at Minnesota	Apr. 27, 1980
20-6	Cleveland	May 4, 1991
20-4	at Detroit	Apr. 13, 1993
18-11	at Toronto	July 29, 1995
18-5	Baltimore	Aug. 15, 1996
18-2	New York	Aug. 26, 1997
18-2	San Francisco	June 4, 2000
18-3	at Colorado	July 18, 2000
17-6	at California	July 4, 1979
17-1	at Chicago	Oct. 3, 1987
17-6	at Chicago	Sept. 23, 1992
17-13	at New York	Apr. 10, 1998
17-16	at Texas	May 5, 2000

LONGEST GAMES IN OAKLAND HISTORY

Innings	Opponent	Date	Score
21	at Washington	June 4, 1971	W, 5-3
20	California	July 9, 1971	W, 1-0
19	Chicago	Aug. 10-11, 1972	W, 5-3
18	Baltimore	Aug. 24, 1969	W, 9-8
18	Minnesota	Sept. 6, 1969	L, 6-8
18	at Minnesota	August 8, 2004	W, 6-5
17	Milwaukee	May 23, 1983	W, 5-4
17	Los Angeles (NL)	June 17, 2006	W, 5-4

Innings	Opponent	Date	Score
16	California	Apr. 8, 1982	L, 6-8
16	Seattle (1)	Apr. 11, 1982	L, 3-6
16	Minnesota	Apr. 20, 1982	W, 4-3
16	Chicago	June 10, 1983	W, 2-1
16	at Toronto	July 3, 1988	W, 9-8
16	at Cleveland	July 4, 1988	W, 4-2
16	at New York	August 9, 2002	W, 3-2

GAME TIMES

LONGEST GAMES IN OAKLAND HISTORY

Time	Opponent	W-L	Date
6:00	at New York (16)	W, 3-2	Aug. 9, 2002
5:31	Chicago (19) *	W, 5-3	Aug. 10, 1972
5:31	California (16)	L, 8-6	Apr. 8, 1982
5:19	at Washington (21)	W, 5-3	June 4, 1971
5:19	Texas (15)	L, 4-16	July 3, 1983
5:18	Seattle (1) (16)	L, 6-3	Apr. 11, 1982

Time	Opponent	W-L	Date
5:17	Minnesota (18)	L, 8-6	Sept. 6, 1969
5:17	Milwaukee (17)	W, 5-4	May 23, 1983
5:11	at Milwaukee (2) (13)	L, 7-6	Aug. 24, 1993
5:09	at Texas (15)	W, 13-12	July 1, 1979

* Suspended game; completed on August 11, 1972.

LONGEST 9-INNING GAMES IN OAKLAND HISTORY

Time	Opponent	W-L	Date
4:15	at Tampa Bay	W, 13-9	May 31, 2002
4:09	Detroit	W, 12-7	Apr. 7, 1993
4:08	at Texas	L, 9-12	September 9, 2007
4:06	at New York	L, 17-13	Apr. 10, 1998
4:01	at Texas	L, 17-16	May 5, 2000

Time	Opponent	W-L	Date
4:00	Minnesota	L, 12-11	May 26, 1993
3:59	at Milwaukee	W, 10-8	May 12, 1987
3:59	at California	L, 9-6	Sept. 29, 1995
3:59	Texas	W, 9-6	Apr. 3, 2002
3:59	Pittsburgh	W, 12-11	June 12, 2004

QUICKEST 9-INNING GAMES IN OAKLAND HISTORY

Time	Opponent	W-L	Date
1:35	Kansas City	W, 2-1	Sept. 28, 1971
1:37	New York	L, 3-0	May 10, 1975
1:39	Texas	W, 4-1	May 22, 1973
1:39	Boston	W, 3-2	Aug. 8, 1975
1:42	at New York	W, 6-0	May 31, 1973

Time	Opponent	W-L	Date
1:43	Cleveland	W, 3-1	May 3, 1974
1:43	at Texas (1)	W, 1-0	Sept. 15, 1978
1:43	at Minnesota	L, 1-0	Aug. 12, 1979
1:44	Detroit	W, 4-0	June 8, 1975
1:44	Texas	W, 1-0	July 30, 1975

Note: The last time the A's played a game in under 1:50 was on July 8, 2008 vs. Seattle in Oakland (1:49).

HOMESTANDS AND ROAD TRIPS

BEST HOMESTANDS

W-L	Year	Dates	Opponents
7-0	1992	Sept. 10-16	Seattle 4, Minnesota 3
7-0	2001	Sept. 3-10	Baltimore 3, Tampa Bay 3, Texas 1
7-0	2004	Aug. 23-29	Baltimore 4, Tampa Bay 3
6-0	1970	Sept. 1-6	Chicago 3, Kansas City 3
6-0	2001	May 15-20	New York 3, Chicago 3
6-0	2001	Aug. 7-12	Boston 3, New York 3
6-0	2001	Sept. 21-27	Seattle 3, Anaheim 3
6-0	2003	Aug. 26-31	Baltimore 3, Tampa Bay 3
6-0	2006	June 13-18	Seattle 3, Los Angeles (NL) 3
11-1	2004	June 1-13	Chicago 2, Toronto 4, Cincinnati 3, Pittsburgh 3
9-1	1976	Aug. 6-15	California 4, Milwaukee 3, Boston 3

WORST HOMESTANDS

W-L	Year	Dates	Opponents
1-9	1979	July 6-15	New York 4, Baltimore 3, Boston 3
1-8	1982	June 15-23	Chicago 3, Toronto 3, Kansas City 3
1-8	1993	Aug. 27-Sept. 5	Detroit 3, Toronto 3, Baltimore 3
1-8	2001	April 6-15	Anaheim 3, Seattle 3, Texas 3
1-7	1978	Aug. 15-23	New York 2, Boston 3, Baltimore 3
1-6	1994	April 27-May 4	Boston 2, New York 3, Baltimore 2
2-10	1977	July 26-Aug. 7	California 3, New York 3, Baltimore 2, Boston 4
1-5*	2008	July 25-30	Texas, Kansas City

*eight times total; homestand listed is most recent

BEST ROAD TRIPS

W-L	Year	Dates	Opponents
10-0	2002	Aug. 19-28	Cleveland 4, Detroit 3, Kansas City 3
8-0	1981	April 9-16	Minnesota 4, California 4
10-1	1971	April 12-22	Milwaukee 2, Minnesota 2, Chicago 4, California 3
10-1	1988	April 21-May 3	Chicago 4, Toronto 3, Cleveland 2, Detroit 2
8-1	1990	Sept. 3-12	Boston 3, New York 3, Seattle 3
6-1	1969	July 15-20	Seattle 3, California 4
6-1	1998	April 24-30	Baltimore 3, Tampa Bay 2, Cleveland 2
6-1	2001	July 31-Aug. 6	Cleveland 3, Detroit 4
6-1	2005	July 18-24	Los Angeles 3, Texas 4
6-1	2005	August 1-7	Minnesota 4, Kansas City 3
6-1	2006	April 24-May 2	Texas 3, Kansas City 2, Los Angeles 2

WORST ROAD TRIPS

W-L	Year	Dates	Opponents
0-9	1995	Sept. 22-Oct. 1	Seattle 3, Texas 2, California 4
0-8	1976	May 17-23	Minnesota 2, Kansas City 2, Chicago 4
0-8	1994	April 19-26	Boston 3, New York 3, Baltimore 2
0-7	1979	June 11-17	Detroit 2, Cleveland 2, Toronto 3
0-7	1986	June 5-11	Chicago 4, Cleveland 3
0-7	1998	July 21-27	Baltimore 3, Tampa Bay 4
0-6	1995	July 14-18	Cleveland 4, Milwaukee 2
0-6	1998	April 10-15	New York 3, Boston 3
0-6	1999	May 18-23	Kansas City 3, Minnesota 3
1-9	1981	May 12-21	New York 3, Milwaukee 3, Baltimore 2, Boston 2
1-9	2008	August 1-10	Boston, Toronto, Detroit

All Homestand and Road Trip records based on a minimum of six games.

OAKLAND ATHLETICS DOUBLEHEADERS

Team	Home	Road	Totals	Last Doubleheader	Result
	W-L-S	W-L-S	W-L-S		
Anaheim	4-0-6	1-1-2	5-1-8	July 30, 1983 at California	W, 13-8; W, 2-1 (12)
Baltimore	5-1-0	3-3-6	8-4-6	September 23, 1999 at Baltimore	W, 9-6; L, 4-12
Boston	1-1-2	0-1-1	1-2-3	August 20, 1997 at Oakland	L, 5-7; L, 4-5 (13)
Chicago	6-6-4	5-6-5	11-12-9	June 12, 1983 at Oakland	L, 10-12 (11); L, 1-8
Cleveland	2-0-5	4-5-6	6-5-11	September 14, 1996 at Cleveland	L, 2-9; L, 8-9
Detroit	3-0-3	1-1-5	4-1-8	August 22, 1998 at Oakland	W, 7-2; W, 7-1
Kansas City	4-1-7	3-5-4	7-6-11	September 4, 2008 at Kansas City	L, 4-5 (10); L, 6-9
Milwaukee	2-0-4	3-1-4	5-1-8	August 10, 1997 at Oakland	W, 4-3; L, 5-9
Minnesota	4-4-3	3-10-10	7-14-13	May 26, 2001 at Minnesota	W, 5-4 (10); L, 6-7 (10)
New York	0-3-1	2-0-7	2-3-8	August 4, 1998 at Oakland	L, 4-10; L, 5-10
Philadelphia	0-0-0	0-1-0	0-1-0	June 8, 2003 at Philadelphia	L, 1-7; L, 3-8
Seattle	2-0-4	0-0-0	2-0-4	August 3, 1984 at Oakland	W, 5-3; W, 11-7
Texas	2-3-9	2-3-5	4-6-14	May 29, 2009 at Texas	L, 3-6; L, 2-5
Toronto	1-0-2	1-1-1	2-1-3	July 8, 1995 at Oakland	L, 6-9; W, 6-3
Totals	36-19-50	28-38-56	64-57-106		

BIGGEST COMEBACKS AND BLOWN LEADS

BIGGEST COME-FROM-BEHIND VICTORIES IN OAKLAND HISTORY

Deficit	Score	Inn.	Opponent	Date	Final Score
10	2-12	B3	Minnesota	July 20, 2009	14-13
8	0-8	B2	Kansas City	June 18, 1993	10-9
8	0-8	T3	at Toronto	August 21, 2006	12-10
7	1-8	T6	at Chicago	May 22, 1970	9-8
7	0-7	B5	Minnesota	Sept. 28, 1972	8-7
7	0-7	T3	at California	July 30, 1983 (1)	13-8
7	1-8	T6	at Chicago	May 21, 1993	12-11
7	0-7	B3	Boston	May 3, 1999	12-11 (10)
7	1-8	B3	Baltimore	June 19, 2000	13-12 (10)
7	0-7	B5	Detroit	Sept. 2, 2007	8-7 (10)
7	2-9	T5	at Los Angeles (AL)	Sept. 26, 2009	15-10

Notes: The all-time Athletics franchise record for biggest come-from-behind victory is also the Major League record, set by the Philadelphia A's on June 15, 1925 against Cleveland...the A's trailed by 12 runs in that game but scored 13 runs in the bottom of the eighth inning to win, 17-15....twice in Oakland history the A's have erased leads of eight or more runs, only to eventually lose the game...in the second game of a doubleheader at Toronto on Sept. 15, 1982, the A's trailed the Blue Jays 11-2 after six innings, but came back to tie the game at 11 before the Blue Jays scored one run in the bottom of the ninth for the 12-11 victory...on April 14, 2001, the A's trailed the Texas Rangers, 8-0 heading into the bottom of the fourth inning and tied the game at eight before the Rangers scored one in the top of the ninth for the 9-8 victory.

LARGEST LEADS SURRENDERED IN OAKLAND LOSSES

Lead	Score	Inn.	Opponent	Date	Final Score
8	15-7	B7	at Texas	May 5, 2000	16-17
7	7-0	T5	Kansas City	Sept. 6, 1978	8-11 (12)
7	7-0	B6	at Texas	May 25, 2006	7-8
6*	6-0	B2	at Detroit	May 17, 2009	7-11

*12 times total; game listed is most recent

Notes: The A's blew an 11-0 lead to Kansas City on Sept. 4, 2002, but won the game 12-11 on a pinch hit, game-ending home run by Scott Hatteberg in the bottom of the ninth inning...the win gave the A's their American League-record 20th consecutive victory...three other times in Oakland history the A's have blown seven run leads only to win the game...the last time was on April 24, 1997 vs. Minnesota, when the A's led 8-1 after four innings and fell behind 11-8 before tying the game in the bottom of the ninth...the A's eventually won in 11 innings, 12-11.

OAKLAND A'S AT THE ALL-STAR BREAK

Year	Record	Pos.	GB/GA	Leader	Year	Record	Pos.	GB/GA	Leader
1968	39-43	6	-15.5	Detroit	1990	51-31	1	+1.0	Oakland
1969	53-39	2	-4.0	Minnesota	1991	44-38	5	-2.5	Texas
1970	47-40	3	-9.5	Minnesota	1992	51-36	2	-2.0	Minnesota
1971	56-31	1	+11.5	Oakland	1993	38-46	6	-6.0	Chicago
1972	56-35	1	+6.5	Oakland	1994	39-48	2	-3.0	Texas
1973	56-42	1	+2.5	Oakland	1995	36-35	3	-4.0	California/Texas
1974	55-41	1	+5.0	Oakland	1996	43-45	t3	-8.5	Texas
1975	55-32	1	+8.5	Oakland	1997	37-52	4	-13.0	Seattle
1976	44-41	3	-8.5	Kansas City	1998	41-45	3	-8.0	Anaheim
1977	39-51	6	-15.0	Chicago	1999	43-44	2	-5.0	Texas
1978	43-44	4	-3.5	California	2000	48-38	3	-3.0	Seattle
1979	25-69	7	-30.5	California	2001	44-43	2	-19.0	Seattle
1980	36-45	4	-11.5	Kansas City	2002	50-38	3	-5.0	Seattle
1981	37-23*	1	+1.5	Oakland	2003	54-39	2	-4.0	Seattle
1982	38-50	6	-12.0	California	2004	47-39	2	-2.0	Texas
1983	37-43	5	-8.0	Texas	2005	44-43	3	-7.5	Los Angeles
1984	43-45	4	-3.0	Chicago	2006	45-43	t1	—	Oakland/Texas
1985	46-41	2	-6.0	California	2007	44-44	3	-9	Los Angeles
1986	34-56	7	-15.5	California	2008	51-44	2	-6	Los Angeles
1987	46-41	t2	-2.0	Minnesota	2009	37-49	4	-12	Los Angeles
1988	54-34	1	+5.5	Oakland					
1989	52-36	2	-1.5	California					

* Strike Break

THE LAST TIME IT HAPPENED

OAKLAND PITCHING – TEAM

No-Hitter: at Toronto, June 29, 1990 (Stewart)

One-Hitter: at Texas, September 16, 2009 (Cahill, Wuertz, Bailey)

Two-Hitter: at Boston, July 6, 2009 at Boston (Anderson)

Back-to-Back Complete Games: at Detroit, August 7 (Zito); at Chicago, August 8 (Mulder), 2003

Three Straight Complete Games: Sept. 8-10, 2000 (vs. Tampa Bay)

Four Straight Complete Games: April 24-28, 1982 (at California; at California; at Baltimore DH)

Back-to-Back Shutouts: at San Francisco, June 9 and 10, 2007 (6-0, 2-0)

Back-to-Back Complete Game Shutouts: vs. Tampa Bay, Sept. 9 (Hudson) and Sept. 10 (Zito), 2000

OAKLAND PITCHING – INDIVIDUAL

No-Hitter: Dave Stewart at Toronto, June 29, 1990

One-Hitter: Cory Lidle at Cleveland, Aug. 21, 2002

Two-Hitter: Brett Anderson at Boston, July 6, 2009

10 or More Strikeouts: Gio Gonzalez (10) vs. Los Angeles (AL), October 2, 2009

11 or More Strikeouts: Rich Harden (11) vs. Philadelphia, June 26, 2008

12 or More Strikeouts: Dan Haren (12) at Texas, August 27, 2006

13 or More Strikeouts: Todd Stottlemyre (15) vs. Kansas City, June 16, 1995

Four Strikeouts in One Inning: Erik Hiljus at Texas, June 30, 2001

Complete Game, ML Debut: Mike Morgan vs. Baltimore, June 11, 1978

Complete Game Shutout, ML Debut: Mike Norris vs. Chicago, Apr. 10, 1975

Back-to-Back Complete Games: Mark Mulder at Kansas City, May 15; vs. Kansas City, May 21, 2004

Three Straight Complete Games: Mark Mulder vs. Minnesota, May 9; at Kansas City, May 15; vs. Kansas City, May 21, 2004

Back-to-Back Shutouts: Mark Mulder at Arizona, July 6, 2001; vs. Los Angeles, July 12, 2001

More Than 9 Innings Pitched: Todd Stottlemyre (10.0) vs. Kansas City, June 16, 1995

Position Player Pitched: Frank Menchino at Colorado, July 18, 2000

Home Run by Pitcher: John "Blue Moon" Odom, Sept. 4, 1972 vs. California (G1)

OAKLAND HITTING – TEAM

Three Straight Home Runs: vs. Texas, April 15, 2006 (Chavez, Thomas, Bradley)

Three Home Runs, Inning: at Arizona, June 17, 2008 (Crosby, Ellis, Davis)

Four Home Runs, Inning: vs. Chicago (B3), Apr. 27, 2002 (Hatteberg, Long, Pena, Menchino)

Five or More Home Runs, Game: 5, at Minnesota, September 11, 2009 (Barton, Cust, Ellis, Pennington, Suzuki)

Six or More Home Runs, Game: 6, at Arizona, June 17, 2008 (Ellis 2, Chavez, Crosby, Davis, Suzuki)

Seven or More Home Runs, Game: 8 at California, June 27, 1996 (Berroa, Brosius 2, Giambi, Herrera, McGwire, Steinbach, Young)

Two Grand Slams, Game: at Seattle, September 10, 2007 (Suzuki and Johnson)

Home Runs by First Two Batters of Game: Terrence Long and Randy Velarde vs. Kansas City, May 16, 2000

10 or More Runs, Inning: at Kansas City, June 18, 2000 (10 in T3)

20 or More Hits, Game: at Chicago, September 8, 2009 (20)

Back-to-Back Games of 10 or More Runs: at Baltimore, August 28-29, 2005 (10-3; 10-5)

Three Straight Games of 10 or More Runs: at Baltimore, August 27-29, 2005 (12-3; 10-3; 10-5)

Four or More Stolen Bases, Game: at Minnesota, September 12, 2009 at Minnesota (5)

No Strikeouts, Game: vs. Minnesota, July 20, 2009

OAKLAND HITTING – INDIVIDUAL

Lead-Off Home Run: Adam Kennedy at Boston, July 29, 2009

Inside-the-Park Home Run: Nick Swisher at New York, June 11, 2006

(Note: Mark Kotsay had an ITPHR at Minnesota in Game 2 of the ALDS, October 4, 2006)

Pinch-Hit Home Run: Kurt Suzuki vs. Chicago, August 15, 2008

Pinch Hit Grand Slam: Erubiel Durazo at Cleveland, July 10, 2004

Pinch Hit Game Ending Home Run: Kurt Suzuki vs. Chicago, August 15, 2008

Walk Off Home Run: Mark Ellis vs. Chicago, August 16, 2009

Walk Off Grand Slam: Mark Ellis vs. Los Angeles, June 8, 2008

Inside-the-Park Grand Slam: Jim Essian vs. Toronto, June 10, 1979

Inside-the-Park Walk Off Home Run: Reggie Jackson vs. Boston, August 22, 1971

Two Home Runs, Game: Jack Cust vs. Detroit, August 23, 2009

Three Home Runs, Game: Erubiel Durazo at Baltimore, August 18, 2004

Back-to-Back Multi-Homer Games: John Jaha at Detroit, June 19-20, 1999

Two Players, Multi-HR, Same Game: Jack Cust and Dan Johnson at Kansas City, May 10, 2007

Two Home Runs, Same Inning: Mark McGwire at Seattle (T5), Sept. 22, 1996

The Last Time It Happened, continued

Home Runs From Both Sides of the Plate: Nick Swisher at Texas, September 9, 2007

Home Run First Major League At Bat: Terry Steinbach at Cleveland, Sept. 12, 1986

Home Run, First Major League Hit: Tom Wilson vs. Chicago, May 19, 2001

Hit First Major League At Bat: Carlos Gonzalez at Texas, May 30, 2008

Five Hits, Game: Adam Kennedy vs. Chicago (AL), August 15, 2009

Two Hits, Same Inning: Adam Kennedy vs. Minnesota, July 22, 2009

Three Steals, Game: Bobby Crosby at San Diego, June 27, 2006

Four Steals, Game: Rickey Henderson at Texas, Oct. 5, 1991

Five Steals, Game: Rickey Henderson vs. Seattle, July 29, 1989

Steal of Home: Carlos Gonzalez vs. Florida, June 22, 2008

Suicide Squeeze: Donnie Murphy vs. Texas, September 14, 2007

Hitting for the Cycle: Mark Ellis vs. Boston, June 4, 2007

Two Strikeouts, Inning: Kurt Suzuki at Detroit, August 10, 2007

Hitless Streak, 20 or more at bats: 22, Jack Hannahan, June 14-26, 2009

Hitless Streak, 23 or more at bats: 23, Frank Thomas, August 15-22, 2008

Hitless Streak, 24 or more at bats: 28, Jack Hannahan, August 2-10, 2008

Hitless Streak, 29 or more at bats: 29, Mark Kotsay, June 25 to July 3, 2006

Hitless Streak, 30 or more at bats: 30, Scott Brosius, August 26-September 19, 1995

Hitless Streak, 31 or more at bats: 32, Stan Javier, April 30-May 9, 1995

OAKLAND FIELDING

Four or More Errors, Game: 4, vs. Los Angeles (AL), July 18, 2009

Five or More Errors, Game: 5, vs. Seattle, July 6, 2007

Six or More Errors, Game: 7 vs. Cleveland, June 7, 1987

Three Errors by Team, Same Inning: at Baltimore, Sept. 3, 2003 (1st)

Triple Play: at New York, May 29, 2000 (Randy Velarde unassisted)

Turned Four or More DPs, Game: 4 vs. Texas, September 22, 2009

Turned Five or More DPs, Game: 5 vs. Boston, June 5, 2007

OAKLAND MISCELLANEOUS – TEAM

Four-Game Series, Sweep: vs. Cleveland, September 17-20, 2009

Four-Game Series, Swept: at Toronto, August 4-7, 2008

Tie Game: vs. Detroit, May 24, 1968 (2-2)

Three Consecutive Extra Inning Games: vs. Chicago, June 1-2 (12; 10); vs. Toronto, June 3 (11), 2004

Rain Shortened Game: vs. Texas, May 4, 2008

Game Postponed: at Texas, April 29, 2009

Game Cancelled: at Baltimore, September 6, 2008

Played a Game Under 2:00: 1:49, July 8, 2008 vs. Seattle

Doubleheader: at Texas, May 29, 2009

Scheduled Doubleheader: at Minnesota, May 26, 2001

Day-Night Doubleheader: at Baltimore, Sept. 20, 2000

Doubleheader, Sweep: vs. Detroit, Aug. 22, 1998 (7-2, 7-1)

Doubleheader, Swept: at Texas, May 29, 2009 (3-6, 2-5)

Player Ejection: Adam Kennedy vs. Texas, September 22, 2009

Coach Ejection: Jim Skaalen vs. Seattle, May 25, 2009

Manager Ejection: Bob Geren vs. Chicago (AL), August 16, 2009

OAKLAND A'S MOST RUNS IN THREE CONSECUTIVE GAMES

Scored

44	June 17-19, 2000
42	June 18-20, 2000
41	June 14-16, 1969
40*	June 7-9, 2004
40	May 3-6, 2000
39*	June 16-18, 2000
39*	April 8-10, 1994
38*	June 13-15, 1969
37	May 2-5, 2000
37	July 24-26, 1999
36	August 23-25, 2003

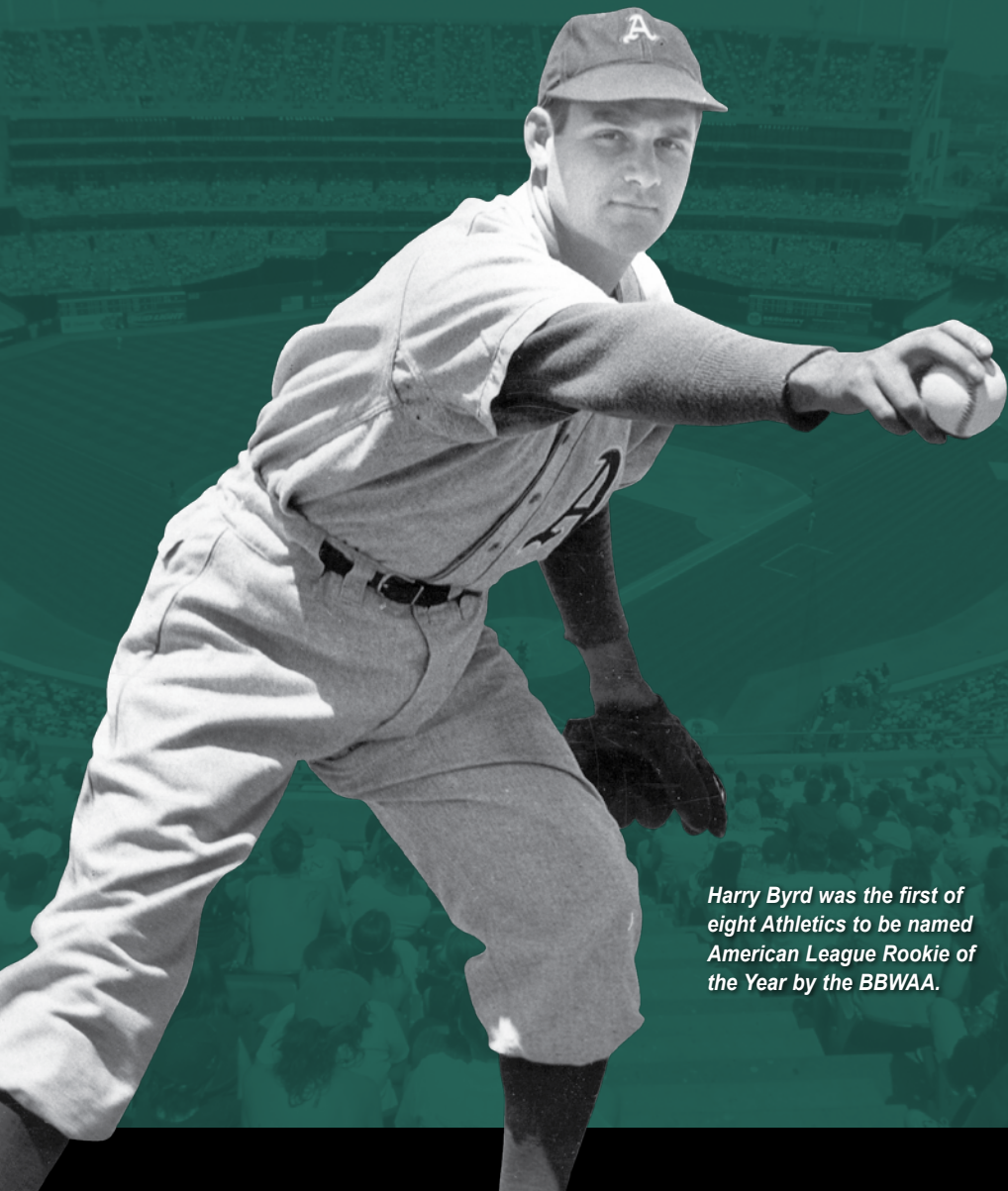
*indicates three-game series against same opponent.

Allowed

45	August 14-16, 1996
39	August 5-7, 1995
38*	July 17-18, 2000
38*	August 4-6, 1995
38	May 4-7, 1991
38*	May 3-5, 1991
37	August 15-16, 1996
37	August 13-15, 1996
37*	August 20-22, 1984
37	July 1-3, 1983
37	May 7-9, 1982

*indicates three-game series against same opponent.

HISTORY



Harry Byrd was the first of eight Athletics to be named American League Rookie of the Year by the BBWAA.

NOTABLE PERFORMANCES & AWARD WINNERS

GENERAL

World Championships (9)

Year	Record	Opponent
1910	102-48	Chicago
1911	101-50	New York
1913	96-57	New York
1929	104-46	Chicago
1930	102-52	St. Louis
1972	93-62	Cincinnati
1973	94-68	New York
1974	90-72	Los Angeles
1989	99-63	San Francisco

American League Pennants (15)

Year	Record	Manager
1902	83-53	Connie Mack
1905	92-56	Connie Mack
1910	102-48	Connie Mack
1911	101-50	Connie Mack
1913	96-57	Connie Mack
1914	99-53	Connie Mack
1929	104-46	Connie Mack
1930	102-52	Connie Mack
1931	107-45	Connie Mack
1972	93-62	Dick Williams
1973	94-68	Dick Williams
1974	90-72	Alvin Dark
1988	104-58	Tony La Russa
1989	99-63	Tony La Russa
1990	103-59	Tony La Russa

West Division Titles (14)

Year	Record	Manager
1971	101-60	Dick Williams
1972	93-62	Dick Williams
1973	94-68	Dick Williams
1974	90-72	Alvin Dark
1975	98-64	Alvin Dark
1981	64-45	Billy Martin
1988	104-58	Tony La Russa
1989	99-63	Tony La Russa
1990	103-59	Tony La Russa
1992	96-66	Tony La Russa
2000	91-70	Art Howe
2002	103-59	Art Howe
2003	96-66	Ken Macha
2006	93-69	Ken Macha

American League Wild Card (1)

Year	Record	Manager
2001	102-60	Art Howe

Batting Champions (6)

Year	Name	Avg.
1901	Nap Lajoie	.426
1930	Al Simmons	.381
1931	Al Simmons	.390
1933	Jimmie Foxx	.356
1951	Ferris Fain	.344
1952	Ferris Fain	.327

Home Run Champions (22)

Year	Name	HR
1901	Nap Lajoie	14
1902	Socks Seybold	16
1904	Harry Davis	10
1905	Harry Davis	8
1906	Harry Davis	12
1907	Harry Davis	8
1911	Frank Baker	11
1912	Frank Baker	10
1913	Frank Baker	12
1914	Frank Baker	9
1918	Tilly Walker	11
1932	Jimmie Foxx	58
1933	Jimmie Foxx	48
1935	Jimmie Foxx	36
1951	Gus Zernial	33
1973	Reggie Jackson	32
1975	Reggie Jackson	36
1981	Tony Armas	22
1987	Mark McGwire	49
1988	Jose Canseco	42
1991	Jose Canseco	44
1996	Mark McGwire	52

RBI Champions (11)

Year	Name	RBI
1901	Nap Lajoie	125
1905	Harry Davis	83
1906	Harry Davis	96
1912	Frank Baker	130
1913	Frank Baker	117
1929	Al Simmons	157
1932	Jimmie Foxx	169
1933	Jimmie Foxx	163
1951	Gus Zernial	125
1973	Reggie Jackson	117
1988	Jose Canseco	124

ERA Champions (12)

Year	Name	ERA
1905	Rube Waddell	1.48
1909	Harry Krause	1.39
1926	Lefty Grove	2.51
1929	Lefty Grove	2.82
1930	Lefty Grove	2.54
1931	Lefty Grove	2.05
1932	Lefty Grove	2.84
1970	Diego Segui	2.56
1971	Vida Blue	1.82
1974	Catfish Hunter	2.49
1981	Steve McCatty	2.32
1994	Steve Ontiveros	2.65

Strikeout Champions (13)

Year	Name	Tot.
1902	Rube Waddell	210
1903	Rube Waddell	302
1904	Rube Waddell	349
1905	Rube Waddell	287
1906	Rube Waddell	196
1907	Rube Waddell	232
1925	Lefty Grove	116

1926	Lefty Grove	194
1927	Lefty Grove	174
1928	Lefty Grove	183
1929	Lefty Grove	170
1930	Lefty Grove	209
1931	Lefty Grove	175

BBWAA AWARDS

AL Most Valuable Player

Lefty Grove	1931
Jimmie Foxx	1932
Jimmie Foxx	1933
Bobby Shantz	1952
Vida Blue	1971
Reggie Jackson	1973
Jose Canseco	1988
Rickey Henderson	1990
Dennis Eckersley	1992
Jason Giambi	2000
Miguel Tejada	2002

AL Cy Young Award

Vida Blue	1971
Jim Hunter	1974
Bob Welch	1990
Dennis Eckersley	1992
Barry Zito	2002

AL Rookie of the Year

Harry Byrd	1952
Jose Canseco	1986
Mark McGwire	1987
Walt Weiss	1988
Ben Grieve	1988
Bobby Crosby	2004
Huston Street	2005
Andrew Bailey	2009

AL Manager of the Year

Tony La Russa	1988
Tony La Russa	1992

BBWAA Local Chapter MVP

Joe Rudi	1974
Rollie Fingers	1975
Vida Blue	1976
Jason Giambi	2000

BBWAA Bill Rigney "Good Guy" Award

Matt Stairs	1997
Rickey Henderson	1998
Jason Giambi	1999
Eric Chavez	2000
Johnny Damon	2001
Scott Hatteberg	2002
Tim Lincecum	2003
Mark Kotsay	2004
Bobby Crosby	2005
Frank Thomas	2006
Mark Ellis	2007
Huston Street	2008
Kurt Suzuki	2009

THE SPORTING NEWS AWARDS

Major League Player of the Year

Reggie Jackson 1973

AL Most Valuable Player

Al Simmons 1929
Jimmie Foxx 1932
Jimmie Foxx 1933

AL Player of the Year

Ferris Fain 1951
Reggie Jackson 1973
Tony Armas 1981
Jose Canseco 1988

AL Pitcher of the Year

Bobby Shantz 1952
Vida Blue 1971
Jim Hunter 1974
Bob Welch 1990
Dennis Eckersley 1992
Barry Zito 2002

AL Rookie Player of the Year

Dick Howser 1961
Mitchell Page 1977
Jose Canseco 1986
Mark McGwire 1987
Walt Weiss 1988
Ben Grieve 1998
Bobby Crosby 2004
Huston Street 2005

AL Rookie Pitcher of the Year

Jim Nash 1966
Tim Hudson 1999

AL Fireman of the Year

Jack Aker 1966
Dennis Eckersley 1988
Dennis Eckersley 1991
Dennis Eckersley 1992
Billy Koch 2002
Keith Foulke 2003

AL Comeback Player of the Year

Storm Davis 1988
John Jaha 1999

ML Manager of the Year

Billy Martin 1981

AL Manager of the Year

Tony La Russa 1988
Tony La Russa 1992

ML Executive of the Year

Billy Beane 1999

Sportsman of the Year

Charles O. Finley 1972
Mark McGwire 1997

Major League All-Star Team

Mickey Cochrane, C 1925
Eddie Rommel, P 1925
Al Simmons, OF 1927
Mickey Cochrane, C 1928
Lefty Grove, P 1928
Jimmie Foxx, 1B 1929
Al Simmons, OF 1929
Mickey Cochrane, C 1929
Lefty Grove, P 1929
Al Simmons, OF 1930
Mickey Cochrane, C 1930
Lefty Grove, P 1930
Al Simmons, OF 1931
Mickey Cochrane, C 1931
Lefty Grove, P 1931
Jimmie Foxx, 1B 1932
Lefty Grove, P 1932
Jimmie Foxx, 1B 1933
Mike Higgins, 3B 1934
Doc Cramer, OF 1935
Mike Higgins, 3B 1936
Ferris Fain, 1B 1951
Ferris Fain, 1B 1952
Bobby Shantz, P 1952

American League All-Star Team

Norm Siebern, 1B 1962
Reggie Jackson, OF 1969
Vida Blue, LHP 1971
Joe Rudi, OF 1972
Sal Bando, 3B 1973
Bert Campaneris, SS 1973
Ken Holtzman, LHP 1973
Reggie Jackson, OF 1973
Sal Bando, 3B 1974
Bert Campaneris, SS 1974
Jim Hunter, RHP 1974
Joe Rudi, OF 1974
Reggie Jackson, OF 1975
Joe Rudi, OF 1976
Dwayne Murphy, OF 1981
Rickey Henderson, OF 1981
Tony Armas, OF 1981
Dave Kingman, DH 1984
Jose Canseco, OF 1988
Dennis Eckersley, RP 1988
Dave Stewart, RHP 1988
Carney Lansford, 3B 1989
Jose Canseco, OF 1990
Rickey Henderson, OF 1990
Bob Welch, RHP 1990
Jose Canseco, OF 1991
Mark McGwire, 1B 1992
Mark McGwire, 1B 1996
Mark Mulder, LHP 2001
Eric Chavez, 3B 2002
Barry Zito, LHP 2002

AL Silver Slugger Team

Rickey Henderson 1981
Jose Canseco 1988
Jose Canseco 1990
Mark McGwire 1992
Mark McGwire 1996
Jason Giambi 2001
Eric Chavez 2002

ASSOCIATED PRESS AWARDS

Player of the Year

Jose Canseco 1988

Manager of the Year

Billy Martin 1980

Major League All-Star Team

Rickey Henderson, OF 1990
Bob Welch, RHP 1990
Jose Canseco, OF 1991
Dennis Eckersley, RP 1992
Mark McGwire, 1B 1992
Mark McGwire, 1B 1996

UPI AWARDS

Manager of the Year

Tony LaRussa 1992

Executive of the Year

Sandy Alderson 1988
Sandy Alderson 1990

AL Comeback Player of the Year

Dave Kingman 1984
Dave Henderson 1988
Mark McGwire 1992

AL All-Star Team

Mark McGwire, 1B 1992
Dennis Eckersley, RP 1992

PLAYERS CHOICE AWARDS

AL Outstanding Pitcher of the Year

Barry Zito 2002

AL Outstanding Rookie

Ben Grieve 1998
Terrence Long 2000
Bobby Crosby 2004
Huston Street 2005

AL Comeback Player of the Year

Dennis Eckersley 1992
John Jaha 1999
Frank Thomas 2006

Man of the Year

Mark McGwire 1996

MISCELLANEOUS AWARDS

Organization of the Year

Baseball America 1982
Topps 1998
Baseball America 1999
Howe Sports Data 1999
Topps 1999
Topps 2004

AL Chalmers Award*

Eddie Collins 1914

Notable Performances & Award Winners, continued

Early American League MVPs*

Mickey Cochrane, C 1928

AL Rawlings Gold Glove

Joe Rudi, OF 1974
 Joe Rudi, OF 1975
 Joe Rudi, OF 1976
 Dwayne Murphy, OF 1980
 Mike Norris, P 1980
 Dwayne Murphy, OF 1981
 Mike Norris, P 1981
 Rickey Henderson, OF 1981
 Dwayne Murphy, OF 1982
 Dwayne Murphy, OF 1983
 Dwayne Murphy, OF 1984
 Dwayne Murphy, OF 1985
 Alfredo Griffin, SS 1985
 Mark McGwire, 1B 1990
Eric Chavez, 3B 2001
Eric Chavez, 3B 2002
Eric Chavez, 3B 2003
Eric Chavez, 3B 2004
Eric Chavez, 3B 2005
Eric Chavez, 3B 2006

AL Rolands Relief Man Award

Dennis Eckersley 1988
 Dennis Eckersley 1992
 Billy Koch 2002
 Keith Foulke 2003

Topps ML Rookie All-Star Team

Dick Howser, OF 1961
 Ed Charles, 3B 1962
 Manny Jimenez, OF 1962
 Bert Campaneris, SS 1964
 Jim Nash, RHP 1966
 Rick Monday, OF 1967
 Angel Mangual, OF 1971
 Claudell Washington, OF 1974
 Wayne Gross, 3B 1977
 Mitchell Page, OF 1977
 Dave Revering, 1B 1978
 John Johnson, LHP 1978
 Bob Kearney, C 1983
 Jose Canseco, OF 1986
 Mark McGwire, 1B 1987
 Walt Weiss, SS 1988
 Felix Jose, OF 1990
 Tony Batista, 2B 1996
 Ben Grievie, OF 1998
 A.J. Hinch, C 1998
 Terrence Long, OF 2000
Mark Ellis, 2B 2002

Bobby Crosby, SS 2004
 Dan Johnson, 1B 2005
 Huston Street, P 2005
Brad Ziegler, P 2008

World Series Most Valuable Player

Gene Tenace 1972
 Reggie Jackson 1973
 Rollie Fingers 1974
 Dave Stewart 1989

ALCS Most Valuable Player

Dennis Eckersley 1988
 Rickey Henderson 1989
 Dave Stewart 1990

All-Star Game Most Valuable Player

Terry Steinbach 1988

Outstanding Designated Hitter Award

Dave Kingman 1984
 Dave Parker 1989

Joe Cronin Award

Rickey Henderson 1982
 Jose Canseco 1988
 Dave Stewart 1990

Roberto Clemente Award

Dave Stewart 1990

Tony Conigliaro Award

Jim Mecir 2003

The Hutch Award

Carney Lansford 1992
 Jason Giambi 2000

Dave Stewart Community Service Award

Ernie Young 1996
 Scott Spiezo 1997
 Tom Candiotti 1998
 Art Howe 1999
 Jason Giambi 2000
 Terrence Long 2001
 Tim Hudson 2002
 Scott Hatteberg 2003
Eric Chavez 2004
 Barry Zito 2005
 Mark Kotsay 2006
Mark Ellis 2007
 Dana Eveland 2008
Dallas Braden/Kurt Suzuki 2009

Jim "Catfish" Hunter Award

Tim Hudson 2004
Mark Ellis 2005
 Jason Kendall 2006
Mark Ellis 2007
 Mike Sweeney 2008
Kurt Suzuki 2009

AL Pitcher of the Month

Rick Langford August, 1979
 Matt Keough April, 1981
 Jay Howell June, 1985
 Steve Ontiveros June, 1987
 Dave Stewart April, 1988
 Mike Moore July, 1989
 Dave Stewart April, 1990
 Dave Stewart September, 1990
 Tim Hudson September, 2000
 Mark Mulder July, 2001
 Barry Zito August, 2001
 Barry Zito September, 2001
 Mark Mulder June, 2002
 Cory Lidle August, 2002
 Barry Zito July, 2005
 Esteban Loaiza August, 2006
 Dan Haren May, 2007

AL Player of the Month

Gene Tenace September, 1975
 Mike Davis April, 1985
 Carney Lansford May, 1988
 Jose Canseco September, 1988
 Jose Canseco May, 1990
 Dave Henderson April, 1991
 Mark McGwire June, 1996
 Jason Giambi September, 2000
 Jason Giambi May, 2001
 Jermaine Dye August, 2001
Eric Chavez September, 2001

AL Rookie of the Month

Bobby Crosby June, 2004
 Joe Blanton June, 2005
 Joe Blanton August, 2005
Andrew Bailey August, 2009
Brett Anderson September, 2009

* *The Baseball Writers' Association of America officially balloted and named the MVP in each major league since 1931. The earlier awards were known as the Chalmers (automobile) Award (1911-14) and then the league made the award from 1922 through 1928.*

RECENT PLAYER OF THE WEEK AWARD WINNERS

Mark Ellis, August 10, 2009

Jack Cust, May 5, 2008

Jack Cust and Dan Johnson, May 14, 2007

Frank Thomas, September 11, 2006

Mark Kotsay, July 17, 2006

Eric Chavez, May 30, 2005

Eric Byrnes, August 2, 2004

Erubiel Durazo and Scott Hatteberg, June 14, 2004

Miguel Tejada, August 25, 2003*

Mark Mulder, August 4, 2003

Barry Zito, May 5, 2003*

Scott Hatteberg, April 14, 2003

Tim Hudson, Sept. 9, 2002*

Eric Chavez, August 19, 2002

David Justice, April 1, 2002

**indicates co-Player of the Week*

ATHLETICS IN THE HALL OF FAME

Players (6)	Year Inducted	Pos.	Career Avg.	Years With Athletics
Frank Baker	1955	3B	.307	1908-14
Mickey Cochrane	1947	C	.320	1925-33
Jimmie Foxx	1951	1B	.325	1925-35
Rickey Henderson	2009	OF	.279	1979-1984; 89-93; 94-95; 98
Reggie Jackson	1993	OF	.262	1967-75; 87
Al Simmons	1953	OF	.334	1924-32; 40-41; 44

Pitchers (7)	Year Inducted	Career Record	Career ERA	Years With Athletics
Chief Bender	1953	212-127	2.46	1903-14
Dennis Eckersley	2004	197-171, 390 SVs	3.50	1987-95
Rollie Fingers	1992	114-118, 341 SVs	2.90	1968-76
Lefty Grove	1947	300-141	3.06	1925-33
Jim Hunter	1987	224-166	3.26	1965-74
Eddie Plank	1946	326-194	2.35	1901-14
Rube Waddell	1946	193-143	2.16	1902-07

Managers (2)	Year Inducted	Career Record	Years With Athletics
Connie Mack	1937	3776-4025	1901-50
Dick Williams	2008	1571-1451	1971-73

Other Hall of Famers Who Spent Part of Their Career With the Athletics (20): Orlando Cepeda (1972); Ty Cobb (1927-28); Eddie Collins (1906-14; 1927-30); Jimmy Collins (1907-08); Stan Coveleski (1912); Elmer Flick (1902); Nellie Fox (1947-49); Rich Gossage (1992-93); Waite Hoyt (1931); George Kell (1943-46); Nap Lajoie (1901-02; 1915-16); Willie McCovey (1976); Joe Morgan (1984); Satchel Paige (1965); Herb Pennock (1912-15); Enos Slaughter (1955-56); Tris Speaker (1928); Don Sutton (1985); Zack Wheat (1927); Billy Williams (1975-76).

Broadcasters Who Spent Part of Their Careers With the Athletics (Ford C. Frick Award): By Saam (1938-54); Harry Caray (1970); Jon Miller (1974); Lon Simmons (1981-1995)

Note: For purpose of comparison, the National Baseball Hall of Fame uses "games played" and "games won" as the determining factors for position players and pitchers who played for more than one club during their careers. Based on that criteria, Willie McCovey, for example, is not counted among the Athletics 15 representatives.

ATHLETICS RETIRED NUMBERS

JIM "CATFISH" HUNTER

27

Pitcher


Born: April 8, 1946

Batted: Right

Hall of Fame Induction: 1987

Birthplace: Hertford, NC

Threw: Right



A control pitcher with a sneaky fastball, Catfish Hunter enjoyed a 15-year major league career with the Kansas City/Oakland Athletics and the New York Yankees...posted a 224-166 career record with a 3.26 ERA before arm trouble ended his career at the age of 33...holds Oakland's all-time career mark for wins (131)...won 20 or more games five consecutive seasons (1971-75), including his Cy Young Award-winning season of 1974 when he won a career-high 25 games... won five World Series rings, three with the A's and two with the Yankees...was 4-0 with one save in seven World Series appearances with the A's...signed a free agent contract with the Yankees in 1975 and helped New York to three straight pennants (1976-78)...was an eight-time All-Star...pitched a perfect game on May 8, 1968 against the Minnesota Twins...made his major league debut in 1965 with the Kansas City Athletics and did not miss a start until 1977...a good hitting pitcher, he batted .350 (36-for-103) in 1971 and had a .226 lifetime average with six home runs... nicknamed "Catfish" for effect by A's owner Charles O. Finley...soft-spoken and humble with a dose of country charm, he was inducted into the Hall of Fame in 1987.


ROLLIE FINGERS

34

Pitcher

Born: August 25, 1946
Batted: Right
Hall of Fame Induction: 1992

Birthplace: Steubenville, OH
Threw: Right



Almost as famous for his handlebar mustache as his pitching, Rollie Fingers is one of the greatest relief pitchers in major league history...in his 17-year career spent with Oakland (1968-76), San Diego (1977-80) and Milwaukee (1981-85), the seven-time All-Star chalked up 341 saves to go along with a 114-118 career mark...made his ML debut in 1968 and began the 1969, '70 and '71 seasons as a starter, but finished all three seasons in the bullpen...became a full-time reliever in 1972, winning 11 games in relief and saving 21 to help Oakland to its first World Series appearance...saved 22 games and posted a 1.92 ERA in 1973...earned a win and two saves in the '74 World Series against the Los Angeles Dodgers...in 1975, pitched the final two innings of a four-pitcher no-hitter as he, Vida Blue, Glenn Abbott and Paul Lindblad combined to blank the California Angels, 5-0...signed a free agent contract with San Diego following the 1976 season and promptly led the National League in appearances (78) and saves (35)...posted a career high 37 saves for the Padres in 1978...returned to the American League in 1981 after being traded to Milwaukee and led the AL in saves with 28 to go along with a 1.04 ERA as the Brewers made their first-ever postseason appearance... captured both the Cy Young and Most Valuable Player Awards in 1981 after figuring in 55 percent of the Brewers victories...retired following the 1985 season... inducted into the Hall of Fame in 1992.


REGGIE JACKSON

9

Outfielder

Born: May 18, 1946
Batted: Left
Hall of Fame Induction: 1993

Birthplace: Wyncote, PA
Threw: Left



Was originally selected by the Kansas City Athletics in the first round of the 1966 June Draft and played for 21 seasons in the Major Leagues, including nine seasons in Oakland (1968-75; 1987)...was a .262 career hitter with 563 home runs and 1702 RBI...named American League Most Valuable Player in 1973...appeared in 12 All-Star Games, 11 League Championship Series and five World Series..."Mr. October" played in five World Series (27 games) and was a part of four world championship clubs...earned World Series MVP honors in 1973 with Oakland and again in 1977 with New York...belted three home runs in Game Six of the 1977 World Series, all on the first pitch...once said, "Some people call October a time of pressure. I call it a time of character"...stole 228 bases in his career...finished among the AL Top 10 in home runs 13 times and led the circuit on four occasions...had 16 seasons of at least 20 home runs which ties an AL record...had six seasons of 100 or more RBI...when his number was retired on May 22, 2004, he ranked second on Oakland's career charts in home runs (268), double (230) and extra base hits (521)...became the eighth player to have his number retired by at least two teams and third to have two different numbers retired...inducted into the Hall of Fame in 1993.


DENNIS ECKERSLEY

43

Pitcher

Born: October 3, 1954
Batted: Right
Hall of Fame Induction: 2004

Birthplace: Oakland, CA
Threw: Right



Dennis Eckersley blazed a unique path to the Hall of Fame that most likely will never be repeated, beginning his career as a highly-touted starting pitcher before transforming into arguably the best closer the game has ever seen...from 1988 to 1992, Eck averaged 44 saves a season and helped the A's to four American League West crowns, three AL pennants and a World Series title in 1989...had 15 career postseason saves, including four when he was named 1988 ALCS MVP against Boston...was a six-time All-Star, including four times with Oakland (1988, 90-92)...earned both the American League Cy Young and Most Valuable Player Awards in 1992 after recording a league leading, career high and Oakland record 51 saves in 54 opportunities...finished his Oakland career as the Athletics career leader in saves (320)...tossed a no-hitter against California on May 30, 1977 as a member of the Cleveland Indians...ended his 24-year major league career with a record of 197-171 to go along with 390 saves and a 3.50 ERA...inducted into the Hall of Fame in 2004...had his number retired by the Oakland Athletics on August 13, 2005.

Outfielder

Born: December 25, 1958
Batted: Right
Hall of Fame Induction: 2009

Birthplace: Chicago, IL
Threw: Left



Rickey Henderson is one of the greatest leadoff hitters in baseball history...when his 25-year career concluded following the 2003 season, he was Major League Baseball's all-time leader in runs (2295), stolen bases (1406) and walks (2190)...he also banged out 3,055 hits, 297 home runs and 1,115 RBI with a .401 on-base percentage...he also hit 81 home runs leading off a game, still a ML mark...Henderson made his ML debut with Oakland in 1979 and had four stints with the A's (1979-84, 89-93, 94-95, 98)...he also played for both New York teams, San Diego, Boston, Los Angeles, Anaheim, Seattle and Toronto...Henderson was a 10-time All-Star and was named 1990 American League Most Valuable Player after batting .325 with 28 home runs, 61 RBI, 119 runs scored, 97 walks and 65 stolen bases...he set the ML single season stolen base record with 130 in 1982 and led the league in steals 12 times...inducted into the Hall of Fame in 2009...had his number retired by the Oakland Athletics on August 1, 2009...at the time, he was Oakland's all-time leader in games (1704), at bats (6140), runs (1270), hits (1768), doubles (289), triples (41), walks (1227) and stolen bases (867).


SPECIAL RECOGNITION

WALTER A. HAAS, JR.

Owner/Managing General Partner 1980-95

Born: January 24, 1916

Birthplace: San Francisco, CA




One of the most beloved owners in the history of the Athletics organization, Walter A. Haas, Jr. purchased the A's from Charles O. Finley in 1980, saving the team from potentially moving out of the area...during his 15-year ownership period, the A's won one World Championship (1989) and captured three consecutive American League pennants (1988-90)...team broke franchise attendance records each of those seasons, attracting a record 2.9 million fans to the Coliseum in 1990...long considered one of the top business and civic leaders in the United States, Haas headed some of the finest corporations in the country, including Levi Strauss, Bank of America, United Air Lines and the Pacific Telephone Company...former A's slugger Mark McGwire once described Haas as "the nicest man who has ever been put on this earth"...the A's paid tribute to his ownership reign on September 17, 1995 on Haas Family Tribute Day, when an honorary jersey was retired...Haas passed away on September 20, 1995.

JACKIE ROBINSON

Second Baseman

Born: January 31, 1919
Batted: Right
Hall of Fame Induction: 1962

Birthplace: Cairo, GA
Threw: Right



Jackie Robinson burst onto the scene in 1947, breaking baseball's color barrier and bringing the Negro leagues' electrifying style of play to the majors...quickly became baseball's top drawing card and a symbol of hope to millions of Americans...led the Dodgers to six pennants in his 10 seasons...dominated games on the base paths, stealing home 19 times while riling opposing pitchers with his daring baserunning style...was named National League MVP in 1949, leading the loop in hitting (.342) and steals (37), while knocking in 124 runs...passed away on October 24, 1972 in Stamford, Conn...was named to Major League Baseball's All-Century Team...number 42 was retired by every Major League team in 1997.

ATHLETICS ALL-STAR GAME SELECTIONS

1933 Connie Mack (manager), Jimmie Foxx (1b), Lefty Grove (p)
1934 Jimmie Foxx (1b), Pinky Higgins (3b)
1935 Jimmie Foxx (1b), Bob Johnson (of)
1936 Pinky Higgins (3b)
1937 Wally Moses (of)
1938 Bob Johnson (of)
1939 Russell Blackburne (coach), Frank Hayes (c), Bob Johnson (of)
1940 Frank Hayes (c), Bob Johnson (of)
1941 Frank Hayes (c)
1942 Bob Johnson (of)
1943 Russell Blackburne (coach), Dick Siebert (1b)
1944 Frank Hayes (c), Bobo Newsom (p)
1945 NO GAME
1946 Buddy Rosar (c), Sam Chapman (of)
1947 Buddy Rosar (c)
1948 Buddy Rosar (c)*, Joe Coleman (p)
1949 Eddie Joost (ss)*, Lou Brissie (p), Alex Kellner (p)
1950 Ferris Fain (1b)
1951 Ferris Fain (1b)*, Bobby Shantz (p)
1952 Ferris Fain (1b), Bobby Shantz (p), Eddie Joost (ss)
1953 Gus Zernial (of)*, Eddie Robinson (1b)
1954 Jim Finigan (3b)
1955 Jim Finigan (3b)*, Vic Power (1b)
1956 Harry Simpson (of), Vic Power (1b)
1957 Joe DeMaestri (ss)
1958 Bob Cerv (of)*
1959 Harry Craft (coach), Bud Daley (p), Roger Maris (of)****
1960 Bud Daley (p)
1961 Dick Howser (ss)
1962 Norm Siebern (1b), Hank Bauer (coach)****
1963 Norm Siebern (1b-of)
1964 John Wyatt (p)
1965 John O'Donoghue (p)
1966 Jim Hunter (p)
1967 Jim Hunter (p)
1968 Bert Campaneris (ss), Rick Monday (of), John Odom (p)
1969 Sal Bando (3b)*, Reggie Jackson (of)*, John Odom (p)
1970 Jim Hunter (p)
1971 Vida Blue (p), Dave Duncan (c), Reggie Jackson (of)
1972 Dick Williams (coach), Sal Bando (3b), Bert Campaneris (ss), Ken Holtzman (p), Jim Hunter (p), Reggie Jackson (of)*, Joe Rudi (of)
1973 Dick Williams (manager), Sal Bando (3b), Bert Campaneris (ss), Ken Holtzman (p), Ken Holtzman (p), Jim Hunter (p), Reggie Jackson (of)*
1974 Sal Bando (3b), Bert Campaneris (ss)*, Rollie Fingers (p), Jim Hunter (p), Reggie Jackson (of)*, Joe Rudi (of)
1975 Alvin Dark (manager), Wes Stock (coach), Vida Blue (p), Bert Campaneris (ss)*, Rollie Fingers (p), Reggie Jackson (of)*, Joe Rudi (of)*, Gene Tenace (c), Claudell Washington (of)
1976 Rollie Fingers (p), Phil Garner (2b)

1977 Wayne Gross (3b)
1978 Matt Keough (p)
1979 Jeff Newman (c)
1980 Rickey Henderson (of)
1981 Tony Armas (of), Mike Norris (p)
1982 Billy Martin (manager), Art Fowler (coach), Jackie Moore (coach), Rickey Henderson (of)*
1983 Rickey Henderson (of)
1984 Bill Caudill (p), Rickey Henderson (of), Jackie Moore (coach)
1985 Jay Howell (p)
1986 Jose Canseco (of)
1987 Tony La Russa (coach), Rene Lachemann (coach), Jay Howell (p), Mark McGwire (1b)
1988 Jose Canseco (of)*, Dennis Eckersley (p), Carney Lansford (3b), Mark McGwire (1b)*, Terry Steinbach (c)*
1989 Tony La Russa (manager), Dave Duncan (coach), Art Kusnyer (coach), Jose Canseco (of)***, Mark McGwire (1b)*, Mike Moore (p), Terry Steinbach (c)*, Dave Stewart (p)*
1990 Tony La Russa (manager), Dave Duncan (coach), Dave McKay (coach), Jose Canseco (of)*, Dennis Eckersley (p), Rickey Henderson (of)*, Mark McGwire (1b)*, Bob Welch (p)*
1991 Tony La Russa (manager), Dave Duncan (coach), Rene Lachemann (coach), Tommie Reynolds (coach), Harold Baines (of), Dennis Eckersley (p), Dave Henderson (of)*, Rickey Henderson (of)*, Mark McGwire (1b)**
1992 Jose Canseco (of)**, Dennis Eckersley (p), Mark McGwire (1b)*
1993 Terry Steinbach (c)
1994 Ruben Sierra (of)
1995 Mark McGwire (1b)***, Steve Ontiveros (rhp)
1996 Mark McGwire (1b)
1997 Mark McGwire (1b)
1998 Art Howe (coach), Ben Grieve (of)
1999 John Jaha (1b)
2000 Jason Giambi (1b)*, Tim Hudson (rhp), Jason Isringhausen (rhp)
2001 Jason Giambi (1b)
2002 Miguel Tejada (ss), Barry Zito (lhp)
2003 Ramon Hernandez (c), Keith Foulke (rhp), Mark Mulder (lhp), Barry Zito (lhp)*****
2004 Mark Mulder (lhp)*, Tim Hudson (rhp)***
2005 **Justin Duchscherer (rhp)**, Ken Macha (coach)
2006 Barry Zito (lhp)
2007 Dan Haren (rhp)*
2008 **Justin Duchscherer (rhp)**
2009 **Andrew Bailey (rhp)**

* All-Star Game Starters

** Elected Starter, Injured

*** Injured, did not play

**** Second game addition

***** Ineligible List, did not play

OAKLAND ATHLETICS IN SEASON OPENERS

Year	Date	Opponent	W-L	Score	WP	LP	Attendance
1968	April 10	at Baltimore	L	1-3	Phoebus	Hunter	22,050
1969	April 8	Chicago	W	5-2	Odom	Peters	23,610
1970	April 7	at Kansas City	W	6-4	Odom	Bunker	18,127
1971	April 5	at Washington	L	0-8	Bosman	Blue	45,061
1972	April 15	Minnesota	W	4-3 (11)	Locker	LaRoche	9,912
1973	April 6	Minnesota	L	3-8	Blyleven	Hunter	37,972
1974	April 4	at Texas	W	7-2	Hunter	Bibby	21,907
1975	April 8	Chicago	W	3-2	Blue	Wood	17,474
1976	April 9	at California	W	5-2	Torrez	Tanana	30,094
1977	April 9	Minnesota	W	7-4	Torrez	Schuler	12,562
1978	April 7	at California	L	0-1	Tanana	Langford	29,194
1979	April 6	Minnesota	L	3-5	Goltz	Langford	10,387
1980	April 10	Minnesota	L	7-9 (12)	Corbett	McCatty	24,415
1981	April 9	at Minnesota	W	5-1	Norris	Koosman	42,658
1982	April 6	California	W	3-2 (11)	Jones	Aase	48,348
1983	April 4	Cleveland	L	5-8	Sutcliffe	Langford	34,831
1984	April 3	Milwaukee	W	6-5	Burgmeier	Fingers	45,398
1985	April 9	at Seattle	L	3-6	Moore	Codioli	37,161
1986	April 8	Minnesota	L	2-3	Viola	Codioli	44,726
1987	April 7	at Minnesota	L	4-5 (10)	Frazier	Krueger	43,548
1988	April 4	Seattle	W	4-1	Stewart	Langston	45,333
1989	April 3	Seattle	W	3-2	Stewart	Langston	46,163
1990	April 9	Minnesota	W	8-3	Stewart	Anderson	45,207
1991	April 9	Minnesota	W	7-2	Stewart	Morris	44,373
1992	April 6	Kansas City	W	5-3	Honeycutt	Aquino	44,078
1993	April 5	Detroit	W	9-4	Welch	Moore	43,370
1994	April 5	at Milwaukee	L	7-11	Kiefer	Ontiveros	52,012
1995	April 26	at Toronto	L	1-13	Cone	Stewart	50,426
1996	April 1	vs. Toronto*	L	6-9	Hanson	Reyes	7,292
1997	April 2	Cleveland	L	7-9	Kline	Wengert	41,332
1998	April 1	Boston	L	0-2	Martinez	Candiotti	36,915
1999	April 4	New York	W	5-3 (8)	Mathews	Stanton	46,380
2000	April 3	Detroit	L	4-7	Nomo	Appier	53,498
2001	April 2	at Seattle	L	4-5	Rhodes	Mecir	45,911
2002	April 1	Texas	W	8-3	Mulder	Park	43,908
2003	April 1	Seattle	W	5-0	Hudson	Garcia	41,723
2004	April 5	Texas	W	5-4	Bradford	Nelson	45,122
2005	April 4	at Baltimore	L	0-4	Lopez	Zito	48,271
2006	April 3	New York	L	2-15	Johnson	Zito	35,077
2007	April 2	at Seattle	L	0-4	Hernandez	Haren	46,002
2008	March 25	vs. Boston**	L	5-6 (10)	Okajima	Street	44,628
2009	April 6	at Los Angeles	L	0-3	Saunders	Braden	43,220

*Las Vegas, Nev.

**Tokyo, Japan

Overall Record: 20-22 (Oakland 16-9, Road 4-11, Las Vegas 0-1, Tokyo 0-1)

OAKLAND A'S OPENING DAY TRIVIA

Most Starts

Pitcher—Stewart 6, Langford, 5, Hunter 3, Hudson 3
 Catcher—Steinbach 9, Heath 4, Hernandez 4
 First Base—McGwire 9, Giambi 4, six with 2
 Second Base—Green 6, Ellis 6, Phillips 4
 Third Base—Chavez 10, Bando 9, Lansford 9
 Shortstop—Campaneris 8, Bordick 5, Tejada 5, Crosby 5
 Left Field—Henderson 12, Rudi 4, three with 2
 Center Field—Murphy 8, North 5, D. Henderson 5
 Right Field—Jackson 8, Armas 5, Canseco 5, Davis 5
 DH—Berroa 3, Durazo 3, five with 2

Most Consecutive Starts

Pitcher—5 Dave Stewart (1988-92)
 Catcher—9 Terry Steinbach (1988-96)
 First Base—8 Mark McGwire (1988-95)
 Second Base—6 Dick Green (1969-74)
 Third Base—9 Sal Bando (1968-76); Eric Chavez (1999-2007)
 Shortstop—5 Bert Campaneris (1968-72), Mike Bordick (1992-96), Miguel Tejada (1999-03), Bobby Crosby (2004-08)
 Left Field—6 Rickey Henderson (1990-95)
 Center Field—8 Dwayne Murphy (1980-87)
 Right Field—8 Reggie Jackson (1968-75)
 Designated Hitter—3 Geronimo Berroa (1995-97), Erubiel Durazo (2003-05)

OAKLAND A'S OPENING DAY LINEUPS

1968

Campaneris . . . SS
R. Jackson . . . RF
Bando 3B
Webster 1B
Donaldson . . . 2B
Pagliaroni . . . C
Gosger LF
Monday CF
Hunter P

1969

Campaneris . . . SS
R. Jackson . . . RF
Hershberger . . LF
Bando 3B
Cater 1B
Green 2B
Monday CF
Duncan C
Odom P

1970

Campaneris . . . SS
Monday CF
F. Alou LF
R. Jackson . . . RF
Bando 3B
Mincher 1B
Green 2B
Fernandez . . . C
Odom P

1971

Campaneris . . . SS
F. Alou LF
R. Jackson . . . RF
Mincher 1B
Bando 3B
Monday CF
Duncan C
Green 2B
Blue P

1972

Campaneris . . . SS
Rudi LF
R. Jackson . . . RF
Bando 3B
Epstein 1B
B. Brooks . . . CF
Duncan C
Green 2B
Holtzman P

1973

North DH
Maxvill SS
Rudi LF
R. Jackson . . . RF
Bando 3B
Tenace 1B
Conigliaro . . . CF
Fosse C
Green 2B
Hunter P

1974

North CF
Campaneris . . SS
Bando 3B
R. Jackson . . . RF
Tenace 1B
Rudi LF
D. Johnson . . . DH
Fosse C
Green 2B
Hunter P

1975

North CF
Campaneris . . SS
Bando 3B
R. Jackson . . . RF
Rudi 1B
B. Williams . . . DH
Tenace C
C. Washington . LF
Garner 2B
Blue P

1976

North CF
Campaneris . . SS
C. Washington . RF
Baylor 1B
Rudi LF
Bando 3B
Tenace C
B. Williams . . . DH
Garner 2B
M. Torrez P

1977

North CF
Scott 2B
Page LF
Allen 1B
Sanguillen . . . C
Gross 3B
E. Williams . . . DH
Armas RF
Picciolo SS
M. Torrez P

1978

Dilone LF
North CF
Thomasson . . . 1B
Armas RF
G. Alexander . . DH
Essian C
Gross 3B
Guerrero . . . SS
Staggs 2B
Langford P

1979

Burke LF
Dilone RF
Page DH
Newman C
Revering 1B
Edwards 2B
Armas CF
Kluttz 3B
Picciolo SS
Langford P

1980

Henderson . . . LF
Murphy CF
Heath C
Newman 1B
Essian DH
Armas RF
Guerrero . . . SS
Kluttz 3B
Picciolo 2B
Langford P

1981

Henderson . . . LF
Murphy CF
C. Johnson . . . DH
Armas RF
Heath C
Newman 1B
Babitt 2B
McKay 3B
Picciolo SS
Norris P

1982

Henderson . . . LF
Murphy CF
Meyer DH
Armas RF
Gross 3B
Spencer 1B
Lopes 2B
Kearney C
Stanley SS
Langford P

1983

Henderson . . . LF
Davis RF
Lansford 3B
Murphy CF
Burroughs . . . DH
Moore 1B
Lopes 2B
Kearney C
Phillips SS
Langford P

1984

Henderson . . . LF
Murphy CF
Morgan 2B
Lansford 3B
Bochte 1B
Kingman DH
Davis RF
Heath C
Hill SS
McCatty P

1985

Collins LF
Lansford 3B
Murphy CF
Kingman DH
Bochte 1B
Heath C
Davis RF
Hill 2B
Griffin SS
Codirolì P

1986

Phillips 2B
Murphy CF
Baker DH
Kingman 1B
Canseco LF
Lansford 3B
Davis RF
Griffin SS
Tettleton C
Codirolì P

1987

Davis RF
Phillips 2B
Lansford 3B
Canseco LF
Jackson DH
Murphy CF
R. Nelson 1B
Tettleton C
Griffin SS
Young P

1988

Phillips 2B
Lansford 3B
Canseco RF
McGwire 1B
Parker LF
Henderson . . . CF
Baylor DH
Steinbach . . . C
Weiss SS
Stewart P

1989

Phillips LF
D. Henderson . CF
Lansford 3B
McGwire 1B
Steinbach . . . C
Parker DH
Hubbard 2B
Javier RF
Weiss SS
Stewart P

1990

R. Henderson . LF
Lansford 3B
Canseco RF
McGwire 1B
D. Henderson . CF
Steinbach . . . C
Javier DH
Gallego 2B
Weiss SS
Stewart P

1991

R. Henderson . LF
D. Henderson . CF
Canseco RF
Baines DH
Steinbach . . . C
McGwire 1B
Riles 3B
Weiss SS
Gallego 2B
Stewart P

1992

R. Henderson . LF
Wilson CF
Canseco RF
Baines DH
McGwire 1B
Steinbach . . . C
Lansford 3B
Bordick SS
Blankenship . . 2B
Stewart P

1993

R. Henderson . . . LF
 D. Henderson . . . CF
 Sierra RF
 McGwire 1B
 Neel DH
 Steinbach C
 Browne 3B
 Bordick SS
 Blankenship . . . 2B
 Welch P

1994

Henderson LF
 Javier CF
 Sierra RF
 McGwire 1B
 Gates 2B
 Neel DH
 Steinbach C
 Brosius 3B
 Bordick SS
 Witt P

1995

Henderson LF
 Javier CF
 Berroa DH
 Sierra RF
 McGwire 1B
 Steinbach C
 Brosius 3B
 Gallego 2B
 Bordick SS
 Stewart P

1996

Young CF
 Gates 2B
 Giambi 1B
 Berroa DH
 Plantier LF
 Muñoz RF
 Steinbach C
 Lovullo 3B
 Bordick SS
 Reyes P

1997

Batista SS
 Brosius 3B
 Canseco RF
 McGwire 1B
 Berroa DH
 Giambi LF
 Young CF
 Spiezio 2B
 Williams C
 Prieto P

1998

Henderson LF
 Magadan 3B
 Grieve RF
 Stairs DH
 Giambi 1B
 Spiezio 2B
 Hinch C
 McDonald CF
 Bournigal SS
 Candiotti P

1999

Phillips 2B
 McDonald CF
 Giambi DH
 Stairs RF
 Gates 1B
 Grieve LF
 Chavez 3B
 Hinch C
 Tejada SS
 Heredia P

2000

Becker CF
 Tejada SS
 Giambi, Ja. 1B
 Jaha DH
 Stairs RF
 Grieve LF
 Hernandez C
 Chavez 3B
 Menechino 2B
 Appier P

2001

Damon LF
 Ortiz 2B
 Giambi, Ja. 1B
 Saenz DH
 Chavez 3B
 Tejada SS
 Long CF
 Giambi, Je. RF
 Hernandez C
 Hudson P

2002

Giambi, Je. LF
 Velarde 2B
 Hatteberg DH
 Justice RF
 Chavez 3B
 Tejada SS
 Long CF
 Hernandez C
 Pena 1B
 Mulder P

2003

Ellis 2B
 Hatteberg 1B
 Tejada SS
 Chavez 3B
 Dye RF
 Durazo DH
 Long LF
 Hernandez C
 Singleton CF
 Hudson P

2004

Kotsay CF
 Kieley LF
 Chavez 3B
 Dye RF
 Durazo DH
 Karros 1B
 Crosby SS
 Miller C
 Scutaro 2B
 Hudson P

2005

Kotsay CF
 Kendall C
 Chavez 3B
 Durazo DH
 Hatteberg 1B
 Byrnes LF
 Crosby SS
 Swisher RF
 Ellis 2B
 Zito P

2006

Ellis 2B
 Kotsay CF
 Crosby SS
 Chavez 3B
 Thomas DH
 Bradley RF
 Payton LF
 Kendall C
 Swisher 1B
 Zito P

2007

Kendall C
 Stewart LF
 Bradley DH
 Piazza CF
 Chavez 3B
 Swisher 1B
 Crosby SS
 Buck RF
 Ellis 2B
 Haren P

2008

Buck RF
 Ellis 2B
 Barton 1B
 Cust DH
 Brown LF
 Crosby SS
 Hannahan 3B
 Suzuki C
 R. Sweeney CF
 Blanton P

2009

Sweeney CF
 Cabrera SS
 Giambi DH
 Holliday LF
 Garciaparra 1B
 Chavez 3B
 Suzuki C
 Cust RF
 Ellis 2B
 Braden P

OAKLAND A'S OPENING DAY TRIVIA**Most Starts Overall**

- 12 Rickey Henderson
- 10 **Eric Chavez**
- 9 Sal Bando
- Reggie Jackson
- Carney Lansford
- Mark McGwire
- Terry Steinbach
- 8 Bert Campaneris
- Dwayne Murphy
- 7 Jose Canseco
- Jason Giambi

Youngest Opening Day Starters

- Claudell Washington, LF (1975)
- Rickey Henderson, LF (1980)
- Eric Chavez, 3B (1999)**
- Claudell Washington, RF (1976)
- Vida Blue, P (1971)
- Jose Canseco, LF (1986)
- Reggie Jackson, RF (1968)
- Ben Grieve, RF (1998)

- 20 years, 220 days
- 21 years, 106 days
- 21 years, 119 days**
- 21 years, 221 days
- 21 years, 251 days
- 21 years, 280 days
- 21 years, 327 days
- 21 years, 332 days

Oldest Opening Day Starters

- Reggie Jackson, DH (1987)
- Tom Candiotti, P (1998)
- Joe Morgan, 2B (1984)
- Tony Phillips, 2B (1999)
- Randy Velarde, 2B (2002)
- Rickey Henderson, LF (1998)
- Don Baylor, DH (1988)
- Mike Piazza, DH (2007)
- Dave Stewart, P (1995)

- 40 years, 324 days
- 40 years, 213 days
- 40 years, 196 days
- 39 years, 344 days
- 39 years, 128 days
- 39 years, 97 days
- 38 years, 281 days
- 38 years, 209 days
- 38 years, 66 days

THE CHAMPIONSHIP YEARS

1910: Finished with a 102-48 record and outdistanced the New York Highlanders by 14.5 games in the American League standings... defeated the Chicago Cubs in five games to win the first of five World Championships in Philadelphia...102 wins set a new American League record...opened the season in Washington in a game attended by President William Howard Taft, who honored the game by throwing out the first ball, setting a precedent which was followed by each of his successors until the Senators left Washington following the 1971 season...the pitching staff, headlined by Jack Coombs, Chief Bender, Cy Morgan and Eddie

Plank, finished with a 1.79 ERA... Coombs emerged as the ace of the pitching staff and finished with a 31-9 record and a 1.30 ERA, including 13 shutouts...compiled a 46-inning scoreless streak during the season...the infield of Stuffie McInnis, Eddie Collins, Jack Barry, and Frank Baker would become known as the "\$100,000 Infield"...won the first three games of the World Series before the Cubs took game four, 4-3 in 10 innings...Coombs won his third game of the series in Game 5, out pitching Mordecai Brown to lift the A's to their first world title.

1911: Dominated the American League for the second straight season, finishing with a 101-50 record...defeated the New York Giants in six games to capture a second straight world championship...offense was paced by Eddie Collins, Frank Baker, John "Stuffie" McInnis, Eddie Murphy and Bris Lord...Baker captured the American League home run title with 11 round trippers, earning him the nickname "Home Run" Baker...clinched the pennant on Sept. 26 with an 11-5 win over Detroit at Shibe Park, as Baker hit two doubles and two home runs...faced the New York Giants in the World Series in a rematch of the 1905 Fall Classic, won by the Giants...Christy Mathewson and Chief Bender square-off in Game 1, just as they did in the 1905 Series finale...a run-scoring double by New York's Josh Devore in the seventh inning breaks a 1-1 tie as the Giants capture the first game...the A's won Game Two, 3-1, behind the pitching of Eddie Plank and a home run by Baker...A's took a 2-1 lead in the series by winning Game Three, 3-2 in 11 innings at the Polo Grounds...after heavy rains forced postponement of the series for a week, the A's captured Game Four at Shibe Park, 4-2, as Bender outdueled Mathewson...the Giants staved off elimination by winning Game Five at the Polo Grounds, 4-3 in 10 innings...the A's routed the Giants, 13-2 in Game Six to capture their second straight World Series title.



1910 PHILADELPHIA ATHLETICS – Front row: Topsy Hartsel, Stuffie McInnis, Tom Atkins, Harry Krause, bat boy Louis Van Zelt, Jim Dygert, Eddie Collins, Jack Barry and Pat Livingston; Second row: Rube Oldring, Bris Lord, Danny Murphy, Manager Connie Mack, Eddie Plank, Jack Lapp and Amos Strunk; Top row: Harry Davis, Frank Baker, Jack Coombs, Ira Thomas, Chief Bender, Ben Hauser, Claude Derrick, Cy Morgan and Pat Donohue.



1911 PHILADELPHIA ATHLETICS – Front row: Topsy Hartsel, Doc Martin, Dave Danforth, Louis Van Zeldt (mascot), Stuffie McInnis, Eddie Collins, Jack Barry; Row two: Rube Oldring, Bris Lord, Danny Murphy, Manager Connie Mack, Eddie Plank, Jack Lapp, Amos Strunk; Top row: Harry Davis, Frank Baker, Jack Coombs, Harry Krause, Ira Thomas, Chief Bender, Claude Derrick, Cy Morgan, Padding Livingston

1913: The Athletics post a 96-57 regular season record and outdistanced Washington by six and a half games to reclaim the American League pennant...defeated the New York Giants in five games to capture its third World Series title in four years...moved into first place in April and stayed atop the AL standings the rest of the way...Jack Coombs, three years removed from a 31-win season, missed the entire campaign with typhoid fever...Chief Bender (21-10), Eddie Plank (18-10), Boardwalk Brown (17-11), Byron "Duke" Houck (14-6) and rookie "Bullet" Joe Bush (14-6) anchored the pitching staff...the "\$100,000 Infield" turned in another solid season...Frank Baker hit .336

to go along with an American League-best 12 home runs and 117 RBI... Stuffy McInnis hit .324 with 90 RBI, Collins finished with a .345 average while Barry batted .275...the Athletics and Giants split the first two games of the series before the A's win Games Three, Four and Five to capture their third World Series title.

1929: Behind a high-powered offense that featured six .300 hitters and the league's best pitching staff paced by Lefty Grove and George Earnshaw, the A's finish with a 104-46 record and capture the American League pennant by 18 games over the New York Yankees...defeat the Chicago Cubs in five games to win their fourth

World Series title...the championship is the culmination of a long journey back to the top of the baseball world for Connie Mack's club...after winning the 1914 pennant, the A's spent the next seven seasons in the AL cellar before finishing seventh in 1922...A's finished sixth in 1923, fifth in '24, second in '25, third in '26 and second in '27 and '28 before winning the pennant in 1929...Al Simmons leads the American League with 157 RBI and finishes second with a .365 batting average...Jimmie Foxx hits .354 with 33 home runs while catcher Mickey Cochrane finishes with a .331 average...Bing Miller (.335), Jimmy Dykes (.327) and Mule Haas (.313) also top the .300 mark for the season... Earnshaw (24-8, 3.29) and Grove (20-6, 2.81) combine for 44 wins.

1930: After posting a 102-52 regular season record, the Athletics successfully defend their World Championship by defeating a hard-nosed St. Louis Cardinal team in six games...offensively, Al Simmons leads the AL with a .381 average to go along with 36 home runs...Jimmie Foxx hits .335 and his 37 home runs rank tied for third in the league behind Babe Ruth (49) and Lou Gehrig (41)...Mickey Cochrane finishes the year with a .357 average...Lefty Grove posts a 28-5 record to go along with a 2.54 ERA while George Earnshaw finishes with a 22-13 record and a 4.44 ERA...the 1931 Athletics won a franchise record 107 games, but were denied a third straight championship after losing to the St. Louis Cardinals in a seven-game World Series...after finishing second in 1932 and third in 1933, the A's would average 92 losses a season for the next 21 years before relocating to Kansas City for the 1955 season.

1972: The Swingin' A's finished with a 93-62 regular season record and held off the Chicago White Sox to capture a second straight American League West title...defeated the Detroit Tigers in five games in the American League Championship Series to advance to the World Series, where they defeated the heavily-favored Cincinnati Reds in seven games...the pitching staff, led by Jim "Catfish" Hunter (21-7), Ken Holtzman (19-11), John "Blue Moon" Odom (15-6) and closer Rollie Fingers (11-9, 21 saves), finished second in the American League with a 2.58

ERA...a contract dispute forced Vida Blue, who won both the AL Cy Young Award and league MVP honors a year before, to miss spring training and he did not make his first start until May 28th...led by Mike Epstein (26) and Reggie Jackson (25), the A's led the American League with 134 home runs...Jackson tore a hamstring muscle in the fifth game of the ALCS vs. Detroit and was sidelined for the World Series...Gene Tenace, who hit just .225 with five home runs during the regular season, hits a then-Fall Classic record four home runs to go along with a .348 average to earn World Series MVP honors.

1913 World Champion Philadelphia Athletics



1913 PHILADELPHIA ATHLETICS – Front row: Byron Houck, Eddie Murphy, Eddie Plank, Amos Strunk, Danny Murphy, Jimmy Walsh, John Taff; Middle row: Tom Daley, Wally Schang, Jack Lapp, Boardwalk Brown, Chief Bender, Weldon Wyckoff, Harry Davis, Billy Orr; Top row: Joe Bush, Stuffy McInnis, Jack Barry, Eddie Collins, Frank Baker, Manager Connie Mack, Rube Oldring, Ira Thomas

1929 World Champion Philadelphia Athletics



1929 PHILADELPHIA ATHLETICS – Front row: Mule Haas, Joe Boley, Homer Summa, Walter French, Carroll Yerkes, Earl Mack, Eddie Collins, Jim Cronin, Sammy Hale, Max Bishop; Middle row: Charlie Perkins, Eddie Rommel, Jimmy Foxx, Trainer E.E. Ebling, Business Manager R. Von Ohl, Manager Connie Mack, President Thomas Shibe, Kid Gleason, Howard Ehmke, Jimmy Dykes, Mickey Cochrane; Top row: Bill Shores, Bevo Lebourveau, George Burns, Lefty Grove, Rube Walberg, Steve Pflueger, George Earnshaw, Al Simmons, Bing Miller, Bill Breckinridge, Jack Quinn

The Championship Years, continued

1973: The A's claim their third straight AL West title with a 94-68 record and dispatch the Baltimore Orioles to win a hard-fought five-game ALCS...defeat the New York Mets in seven games to capture a second straight World Championship... Reggie Jackson leads the American League in home runs (32) and RBI (117) and hits .293 to earn AL MVP honors...after hitting just .143 against Baltimore in the ALCS, Jackson earns World Series MVP honors after hitting .310 with three doubles, a triple and a home run against the Mets... third baseman Sal Bando hits .287 with 29 home runs and 98 RBI while playing all 162 games at third base... All-Star shortstop Campy Campaneris

reaches the 150-hit plateau for the second consecutive season and for the sixth time in 10 years...hit .333 vs. Baltimore and set then-ALCS records for total bases (14) and stolen bases (3) and ties an ALCS record with two home runs...hit .290 with six runs, three stolen bases, a triple and home run vs. the Mets in the World Series... Dick Green bounces back from an injury-plagued 1972 campaign to set a then-Oakland record for highest fielding percentage by a second baseman (.988)...Bill North, acquired in a trade with the Cubs in the off-season, emerges as the A's everyday center fielder, but a late season ankle injury forces him to miss both the ALCS and World Series... catcher Ray Fosse is acquired from Cleveland during spring training and establishes career highs in games played (143), at bats (492), doubles (23) and triples (2)...pitching staff is paced by 20-game winners Catfish Hunter (21-5), Ken Holtzman (21-13) and Vida Blue (20-9)...Hunter posts his third straight 21-win season despite missing a month of the season with an injury...strung together 13-straight victories from June 2 to September 5... Hunter posted two wins over Baltimore in the ALCS, including a 3-0 shutout in Game 5...he kept his perfect record perfect in World Series play, winning Game 6 against the Mets...Holtzman wins seven games in the month of May and finishes with four shutouts among his 16 complete games...after a slow start, Blue wins 11 of his last 13 decisions down the stretch to notch his second 20-win season in just his third full Major League season...Blue tossed a team-high four shutouts during the season...Manager Dick Williams resigns shortly after the season after failing to come to terms on a new contract.

1930 World Champion Philadelphia Athletics



1930 PHILADELPHIA ATHLETICS – Front row: Joe Boley, Max Bishop, Jimmy Dykes, Eddie Collins, Manager Connie Mack, Kid Gleason, Eddie Rommel, Al Simmons, Mickey Cochrane; Middle row: Ralph Perkins, Frank Higgins, Homer Summa, Jimmy Foxx, Dibrell Williams, Bing Miller, Lefty Grove, Jimmy Moore, Charlie Perkins; Top row: Trainer Dr. E. E. Ebling, Leroy Mahaffey, George Ernschaw, George Haas, William Shores, Wally Schang, Coach Earl Mack and Jack Quinn

1972 World Champion Oakland Athletics



1972 OAKLAND A's – Front row: Matty Alou, Mike Hegan, bat boy Ron Pieraldi, Tim Cullen, Dick Green; Second row: Travelling secretary Tom Corwin, Bert Campaneris, Angel Mangual, Coach Jerry Adair, Coach Bill Posedel, Manager Dick Williams, Coach Vern Hoscheit, Coach Irv Noren, John "Blue Moon" Odum, Ted Kubiak; Third row: Trainer Joe Romo, Reggie Jackson, Gonzalo Marquez, Joe Horlen, Darold Knowles, Gene Tenace, Dal Maxvill, Sal Bando, Dave Hamilton, Vida Blue, Frank Ciencszyk; Fourth row: Joe Rudi, Don Mincher, Ken Holtzman, Rollie Fingers, George Hendrick, Bob Locker, Mike Epstein, Dave Duncan, Jim "Catfish" Hunter

1974: Under new manager Alvin Dark, the A's defeat the Los Angeles Dodgers to claim their third straight World Series...finish the regular season with a 90-72 record and win their fourth straight AL West title by five games over Texas...defeat the Baltimore Orioles in a four-game ALCS to set up the first ever All-California World Series against the Dodgers...Catfish Hunter captures the American League Cy Young Award after winning a career high 25 games to go along with a 2.49 ERA... Rollie Fingers makes a career high 76 appearances to set a then-Oakland record...he was named World Series MVP after chalking up a win, two saves and a 1.93 ERA in four appearances...Fingers earned the win in Game One as he worked 4.1 innings

in relief of Ken Holtzman...Campy Campaneris hits a career high .290 and steals over 30 bases for the 10th straight season...Campy batted .353 in five World Series games against the Dodgers...Joe Rudi led the AL in doubles (39) and total bases (287) while finishing third in RBI (99), fourth in slugging (.484) and fifth in hits (174)...Sal Bando finishes second in the American League with 103 RBI... he hit game winning home runs in the second and third games of the ALCS vs. Baltimore...Reggie Jackson starts the season by batting .399 with 15 home runs and 42 RBI over the first 50 games...he made his fifth All-Star Game appearance in six years and amassed over 3.5 million votes in the fan balloting, nearly 800,000 more than runner up Hank Aaron...after a blazing start, Jackson hits just .239 with 14 home runs and 51 RBI over the final 104 games of the season...Claudell Washington made the jump from Double A to appear in 73 games and is named to Topps Rookie All-Star Team...



1973 OAKLAND A's – Front row: Reggie Jackson, Jim “Catfish” Hunter, Pat Bourque, batboy Ron Pieraldi, Dick Green, Vic Davalilo, Billy North; Second row: Bert Campaneris, Vida Blue, Paul Lindblad, Coach Jerry Adair, Coach Vern Hoscheit, Manager Dick Williams, Coach Irv Noren, Coach Wes Stock, Sal Bando, Gene Tenace; Third row: Trainer Joe Romo, traveling secretary Jim Bank, Angel Mangual, Jesus Alou, Joe Rudi, John “Blue Moon” Odum, Mike Andrews, Ted Kubiak, equipment manager Frank Ciencszyk; Fourth Row: Horacio Pina, Ken Holtzman, Deron Johnson, Rollie Fingers, Billy Conigliaro, Ray Fosse, Darold Knowles and Allan Lewis

1989: The A's posted a regular season mark of 99-63 and finished seven games ahead of Kansas City in the American League West Division...defeated Toronto in five games to win a second straight American League pennant...swept the San Francisco Giants in the “Battle of the Bay” World Series, which will always be remembered for the devastating earthquake that struck on Oct. 17 at 5:04 pm, just minutes before the first pitch of Game 3 at Candlestick Park... for the second straight season, won more regular season games than any team in the Majors...never led the AL West by more than 4.5 games until the final week and never were more than three games out of the division lead... were an injury-plagued team for the first four months of the season as 11 different players spent time on the disabled list, including Jose Canseco, Mark McGwire, Storm Davis, Walt Weiss, Dennis Eckersley and Bob Welch...pitching staff posted the lowest ERA in the American League (3.09) for the second straight season...tossed a Major League-best 20 shutouts on the year...starting pitchers Dave Stewart (21-9), Mike Moore (19-11), Storm Davis (19-7) and Bob Welch (17-8)—combined for a 76-35 record with a 3.25 ERA...Stewart became the first pitcher to string together three 20-win seasons since Hall of Famer Jim Palmer accomplished the feat from 1975-78...became just the second player in Oakland history to reel off three straight 20-win seasons since Catfish Hunter won 20 or more games during a four year stretch from 1971-74...was 4-0 in four postseason starts and earned World Series MVP honors...third



1974 OAKLAND A's – Front row: Jim “Catfish” Hunter, Dal Maxvill, Angel Mangual, Jim Holt; Second row: Bert Campaneris, Paul Lindblad, Vida Blue, Coach Bob Hofman, Coach Bobby Winkles, Manager Alvin Dark, Coach Wes Stock, Coach Jerry Adair, Sal Bando, Ted Kubiak, Billy North; Third row: Trainer Joe Romo, Traveling secretary Jim Bank, Herb Washington, Reggie Jackson, Jesus Alou, Dave Hamilton, Glenn Abbott, Joe Rudi, Ray Fosse, Dick Green, Phil Garner, Equipment manager Frank Ciencszyk; Top row: Claudell Washington, Gene Tenace, Larry Haney, Ken Holtzman, Rollie Fingers, John “Blue Moon” Odum, Darold Knowles

baseman Carney Lansford set an Oakland single-season record with a .336 batting average, which was the second best mark in the AL...offense received a tremendous boost when the team reacquired Oakland native Rickey Henderson in a trade with the New York Yankees on June 20th... Henderson hit .294 and reached base safely in 80 of the 85 games he played with Oakland down the stretch...tied Wade Boggs for the AL lead in runs scored (113) and topped the loop with a career high 126 walks...was named ALCS MVP after hitting .400 with 15 total bases, eight runs scored, five RBI and seven walks in five games vs. the Blue Jays...hit a combined .441 in nine postseason games... Dave Parker topped the team with 97

The Championship Years, continued

RBI to go along with 22 home runs... McGwire ranked third in the AL with 33 home runs and ranked 10th in RBI (95)...Mike Gallego, who was thrust into the starting shortstop's role with Weiss sidelined for 65 games with an injury, finished the season with career highs in virtually every offensive category, including average (.252), runs (45), hits (90) home runs (3) and RBI (30)...Canseco, who won AL MVP honors the year before, missed the first 88 games of the season due to a stress fracture of the hook of the hamate bone in his left hand...despite missing the first half of the season, still managed to finish third on the team in homers (17) and fourth in RBI (57)...hit a tremendous home run in Game 4 of the ALCS off Mike Flanagan, a blast that carried into the fifth deck in Toronto's SkyDome.



1989 OAKLAND A's – In front: Bat Boy *Tori Lewis*, Bat Boy *Evan Mattrai*, Bat Boy *Brian Caskey*; Front row: *Mike Gallego*, *Jim Corsi*, *Felix Jose*, Hitting Coach *Merv Rettenmund*, First Base Coach *Dave McKay*, Third Base Coach *Rene Lachemann*, Manager *Tony La Russa*, Pitching Coach *Dave Duncan*, Bullpen Coach *Art Kusnyer*, Bench Coach *Tommy Reynolds*, *Glenn Hubbard*, *Matt Sinatro*, *Luis Polonia*, *Stan Javier*; Second row: Traveling Secretary *Mickey Morabito*, Equipment manager *Frank Ciensczyk*, *Jose Canseco*, *Storm Davis*, *Dennis Eckersley*, *Bob Welch*, *Carney Lansford*, *Mark McGwire*, *Eric Plunk*, *Dave Parker*, Trainer *Barry Weinberg*, Assistant Trainer *Larry Davis*; Top row: *Tony Phillips*, *Todd Burns*, *Brian Snyder*, *Dave Henderson*, *Ron Hassey*, *Greg Cadaret*, *Mike Moore*, *Dave Stewart*, *Walt Weiss*, *Gene Nelson*, *Terry Steinbach*, *Rick Honeycutt*, *Curt Young*

ALL-TIME POSTSEASON RESULTS

AMERICAN LEAGUE DIVISION SERIES

1981	Date	Site	W/L	Score	Winner	Loser	Save	Attendance
1	10/6	at Kansas City	W	4-0	NORRIS	LEONARD		40,592
2	10/7	at Kansas City	W	2-1	McCATTY	Jones		40,274
3	10/8	at Oakland	W	4-1	Langford	Gura	Beard	40,002
2000	Date	Site	W/L	Score	Winner	Loser	Save	Attendance
1	10/3	at Oakland	W	5-3	Heredia	Clemens	Isringhausen	47,360
2	10/4	at Oakland	L	0-4	Pettitte	Appier	Rivera	47,860
3	10/6	at New York	L	2-4	Hernandez	HUDSON	Rivera	56,606
4	10/7	at New York	W	11-1	Zito	Clemens		56,915
5	10/8	at Oakland	L	5-7	Stanton	Heredia	Rivera	41,170
2001	Date	Site	W/L	Score	Winner	Loser	Save	Attendance
1	10/10	at New York	W	5-3	Mulder	Clemens	Isringhausen	56,697
2	10/11	at New York	W	2-0	Hudson	Pettitte	Isringhausen	56,684
3	10/13	at Oakland	L	0-1	Mussina	Zito	Rivera	55,861
4	10/14	at Oakland	L	2-9	Hernandez	Lidle		43,681
5	10/15	at New York	L	3-5	Stanton	Mulder	Rivera	56,642
2002	Date	Site	W/L	Score	Winner	Loser	Save	Attendance
1	10/1	at Oakland	L	5-7	Radke	Lilly	Guardado	34,853
2	10/2	at Oakland	W	9-1	Mulder	Mays		31,953
3	10/4	at Minnesota	W	6-3	Zito	Reed	Koch	55,932
4	10/5	at Minnesota	L	2-11	Milton	Hudson		55,960
5	10/6	at Oakland	L	4-5	Radke	Mulder		32,146
2003	Date	Site	W/L	Score	Winner	Loser	Save	Attendance
1	10/1	at Oakland	W	5-4 (12)	Harden	Lowe		50,606
2	10/2	at Oakland	W	5-1	Zito	Wakefield		36,305
3	10/4	at Boston	L	1-3 (11)	Williamson	Harden		35,460
4	10/5	at Boston	L	4-5	Williamson	Foulke		35,048
5	10/6	at Oakland	L	3-4	Martinez	Zito	Lowe	49,397

2006	Date	Site	W/L	Score	Winner	Loser	Save	Attendance
1	10/3	at Minnesota	W	3-2	Zito	Santana	Street	55,542
2	10/4	at Minnesota	W	5-2	Calero	Neshek	Street	55,710
3	10/6	Minnesota	W	8-3	Haren	Radke		35,694

AMERICAN LEAGUE CHAMPIONSHIP SERIES

1971	Date	Site	W/L	Score	Winner	Loser	Save	Attendance
1	10/3	at Baltimore	L	3-5	McNally	Blue	Watt	42,621
2	10/4	at Baltimore	L	1-5	CUELLAR	HUNTER		35,003
3	10/6	at Oakland	L	3-5	PALMER	Segui		33,176

1972	Date	Site	W/L	Score	Winner	Loser	Save	Attendance
1	10/7	at Oakland	W	3-2 (11)	Fingers	Lolich		29,536
2	10/8	at Oakland	W	5-0	ODOM	Fryman		31,088
3	10/10	at Detroit	L	0-3	COLEMAN	Holtzman		41,156
4	10/11	at Detroit	L	3-4 (10)	Hiller	Horlen		37,615
5	10/12	at Detroit	W	2-1	Odom	Fryman	Blue	50,276

1973	Date	Site	W/L	Score	Winner	Loser	Save	Attendance
1	10/6	at Baltimore	L	0-6	PALMER	Blue		41,279
2	10/7	at Baltimore	W	6-3	Hunter	McNally	Fingers	48,425
3	10/9	at Oakland	W	2-1 (11)	HOLTZMAN	CUELLAR		34,467
4	10/10	at Oakland	L	4-5	Jackson	Fingers		27,497
5	10/11	at Oakland	W	3-0	HUNTER	Alexander		24,265

1974	Date	Site	W/L	Score	Winner	Loser	Save	Attendance
1	10/5	at Oakland	L	3-6	Cuellar	Hunter		41,609
2	10/6	at Oakland	W	5-0	HOLTZMAN	McNally		42,810
3	10/8	at Baltimore	W	1-0	BLUE	PALMER		32,060
4	10/9	at Baltimore	W	2-1	Hunter	Cuellar	Fingers	28,136

1975	Date	Site	W/L	Score	Winner	Loser	Save	Attendance
1	10/4	at Boston	L	1-7	TIANT	Holtzman		35,578
2	10/5	at Boston	L	3-6	Moret	Fingers	Drago	35,578
3	10/7	at Oakland	L	3-5	Wise	Holtzman	Drago	49,358

1981	Date	Site	W/L	Score	Winner	Loser	Save	Attendance
1	10/13	at New York	L	1-3	John	Norris	Gossage	55,740
2	10/14	at New York	L	3-13	Frazier	McCatty		48,497
3	10/15	at Oakland	L	0-4	Righetti	Keough		47,302

1988	Date	Site	W/L	Score	Winner	Loser	Save	Attendance
1	10/5	at Boston	W	2-1	Honeycutt	HURST	Eckersley	34,104
2	10/6	at Boston	W	4-3	Nelson	Smith	Eckersley	34,605
3	10/8	at Oakland	W	10-6	Nelson	Boddicker	Eckersley	49,261
4	10/9	at Oakland	W	4-1	Stewart	Hurst	Eckersley	49,406

1989	Date	Site	W/L	Score	Winner	Loser	Save	Attendance
1	10/3	at Oakland	W	7-3	Stewart	Stieb		49,435
2	10/4	at Oakland	W	6-3	Moore	Stottlemire	Eckersley	49,444
3	10/6	at Toronto	L	3-7	Key	Davis		50,268
4	10/7	at Toronto	W	6-5	Welch	Flanagan	Eckersley	50,076
5	10/8	at Toronto	W	4-3	Stewart	Stieb	Eckersley	50,024

1990	Date	Site	W/L	Score	Winner	Loser	Save	Attendance
1	10/6	at Boston	W	9-1	Stewart	Andersen		35,192
2	10/7	at Boston	W	4-1	Welch	Harris	Eckersley	35,070
3	10/9	at Oakland	W	4-1	Moore	BODDICKER	Eckersley	49,026
4	10/10	at Oakland	W	3-1	Stewart	Clemens	Honeycutt	49,052

1992	Date	Site	W/L	Score	Winner	Loser	Save	Attendance
1	10/7	at Toronto	W	4-3	Russell	MORRIS	Eckersley	51,039
2	10/8	at Toronto	L	1-3	Cone	Moore	Henke	51,114
3	10/10	at Oakland	L	5-7	Guzman	Darling	Henke	46,911
4	10/11	at Oakland	L	6-7 (11)	Ward	Downs	Henke	47,732
5	10/12	at Oakland	W	6-2	STEWART	Cone		44,955
6	10/14	at Toronto	L	2-9	Guzman	Moore		51,335

All-Time Postseason Results, continued

2006	Date	Site	W/L	Score	Winner	Loser	Save	Attendance
1	10/10	Detroit	L	1-5	Robertson	Zito		35,655
2	10/11	Detroit	L	5-8	Verlander	Loaiza	Jones	36,168
3	10/13	at Detroit	L	0-3	Rogers	Harden	Jones	41,669
4	10/14	at Detroit	L	3-6	Ledezma	Street		42,967

WORLD SERIES

1905	Date	Site	W/L	Score	Winner	Loser	Save	Attendance
1	10/9	at Philadelphia	L	0-3	MATHEWSON	PLANK		17,955
2	10/10	at New York	W	3-0	BENDER	McGinnity		24,992
3	10/12	at Philadelphia	L	0-9	MATHEWSON	COAKLEY		10,991
4	10/13	at New York	L	0-1	McGINNITY	PLANK		13,598
5	10/14	at New York	L	0-2	MATHEWSON	BENDER		24,187

1910	Date	Site	W/L	Score	Winner	Loser	Save	Attendance
1	10/17	at Philadelphia	W	4-1	BENDER	Overall		26,891
2	10/18	at Philadelphia	W	9-3	COOMBS	Brown		24,597
3	10/20	at Chicago	W	12-5	COOMBS	McIntire		26,210
4	10/22	at Chicago	L	3-4 (10)	Brown	BENDER		19,150
5	10/23	at Chicago	W	7-2	COOMBS	BROWN		27,374

1911	Date	Site	W/L	Score	Winner	Loser	Save	Attendance
1	10/14	at New York	L	1-2	MATHEWSON	BENDER		38,281
2	10/16	at Philadelphia	W	3-1	PLANK	Marquard		26,286
3	10/17	at New York	W	3-2 (11)	COOMBS	MATHEWSON		37,216
4	10/24	at Philadelphia	W	4-2	BENDER	Mathewson		24,355
5	10/25	at New York	L	3-4 (10)	Crandall	Plank		33,228
6	10/26	at Philadelphia	W	13-2	BENDER	Ames		20,485

1913	Date	Site	W/L	Score	Winner	Loser	Save	Attendance
1	10/7	at New York	W	6-4	BENDER	Marquard		36,291
2	10/8	at Philadelphia	L	0-3 (10)	MATHEWSON	PLANK		20,563
3	10/9	at New York	W	8-2	BUSH	Tesreau		36,896
4	10/10	at Philadelphia	W	6-5	BENDER	Demaree		20,568
5	10/11	at New York	W	3-1	PLANK	MATHEWSON		36,632

1914	Date	Site	W/L	Score	Winner	Loser	Save	Attendance
1	10/9	at Philadelphia	L	1-7	RUDOLPH	Bender		20,562
2	10/10	at Philadelphia	L	0-1	JAMES	PLANK		20,562
3	10/12	at Boston	L	4-5 (12)	James	BUSH		35,520
4	10/13	at Boston	L	1-3	RUDOLPH	Shawkey		34,365

1929	Date	Site	W/L	Score	Winner	Loser	Save	Attendance
1	10/8	at Chicago	W	3-1	EHMKE	Root		50,740
2	10/9	at Chicago	W	9-3	Earnshaw	Malone		49,987
3	10/11	at Philadelphia	L	1-3	BUSH	EARNSHAW		29,921
4	10/12	at Philadelphia	W	10-8	Rommel	Blake		29,921
5	10/14	at Philadelphia	W	3-2	Walberg	MALONE		29,921

1930	Date	Site	W/L	Score	Winner	Loser	Save	Attendance
1	10/1	at Philadelphia	W	5-2	GROVE	GRIMES		32,295
2	10/2	at Philadelphia	W	6-1	EARNSHAW	Rhem		32,295
3	10/4	at St. Louis	L	0-5	HALLAHAN	Walberg		36,944
4	10/5	at St. Louis	L	1-3	HAINES	GROVE		39,946
5	10/6	at St. Louis	W	2-0	Grove	GRIMES		38,844
6	10/8	at Philadelphia	W	7-1	EARNSHAW	Hallahan		32,295

1931	Date	Site	W/L	Score	Winner	Loser	Save	Attendance
1	10/1	at St. Louis	W	6-2	GROVE	Derringer		38,529
2	10/2	at St. Louis	L	0-2	HALLAHAN	EARNSHAW		35,947
3	10/5	at Philadelphia	L	2-5	GRIMES	Grove		32,295
4	10/6	at Philadelphia	W	3-0	EARNSHAW	Johnson		32,295
5	10/7	at Philadelphia	L	1-5	HALLAHAN	Hoyt		32,295
6	10/9	at St. Louis	W	8-1	GROVE	Derringer		39,401
7	10/10	at St. Louis	L	2-4	Grimes	Earnshaw		20,805

1972	Date	Site	W/L	Score	Winner	Loser	Save	Attendance
1	10/14	at Cincinnati	W	3-2	Holtzman	Nolan	Blue	52,918
2	10/15	at Cincinnati	W	2-1	Hunter	Grimsley	Fingers	53,244
3	10/18	at Oakland	L	0-1	Billingham	Odom	Carroll	49,410
4	10/19	at Oakland	W	3-2	Fingers	Carroll		49,410
5	10/20	at Oakland	L	4-5	Grimsley	Fingers	Billingham	49,410
6	10/21	at Cincinnati	L	1-8	Grimsley	Blue	Hall	52,737
7	10/22	at Cincinnati	W	3-2	Hunter	Borbon	Fingers	56,040
1973	Date	Site	W/L	Score	Winner	Loser	Save	Attendance
1	10/13	at Oakland	W	2-1	Holtzman	Matlack	Knowles	46,021
2	10/14	at Oakland	L	7-10 (12)	McGraw	Fingers	Stone	49,151
3	10/16	at New York	W	3-2 (11)	Lindblad	Parker	Fingers	54,817
4	10/17	at New York	L	1-6	Matlack	Holtzman	Sadecki	54,817
5	10/18	at New York	L	0-2	Koosman	Blue	McGraw	54,817
6	10/20	at Oakland	W	3-1	Hunter	Seaver	Fingers	49,333
7	10/21	at Oakland	W	5-2	Holtzman	Matlack	Knowles	49,333
1974	Date	Site	W/L	Score	Winner	Loser	Save	Attendance
1	10/12	at Los Angeles	W	3-2	Fingers	Messersmith	Hunter	55,974
2	10/13	at Los Angeles	L	2-3	Sutton	Blue	Marshall	55,989
3	10/15	at Oakland	W	3-2	Hunter	Downing		49,347
4	10/16	at Oakland	W	5-2	Holtzman	Messersmith	Fingers	49,347
5	10/17	at Oakland	W	3-2	Odom	Marshall	Fingers	49,347
1988	Date	Site	W/L	Score	Winner	Loser	Save	Attendance
1	10/15	at Los Angeles	L	4-5	Pena	Eckersley		55,983
2	10/16	at Los Angeles	L	0-6	HERSHISER	Davis		56,051
3	10/18	at Oakland	W	2-1	Honeycutt	Howell		49,316
4	10/19	at Oakland	L	3-4	Belcher	Stewart	Howell	49,317
5	10/20	at Oakland	L	2-5	HERSHISER	Davis		49,317
1989	Date	Site	W/L	Score	Winner	Loser	Save	Attendance
1	10/14	at Oakland	W	5-0	STEWART	Garrelts		49,385
2	10/15	at Oakland	W	5-1	Moore	Reuschel		49,388
3	10/27	at San Francisco	W	13-7	Stewart	Garrelts		62,038
4	10/28	at San Francisco	W	9-6	Moore	Robinson	Eckersley	62,032
1990	Date	Site	W/L	Score	Winner	Loser	Save	Attendance
1	10/16	at Cincinnati	L	0-7	Rijo	Stewart		55,830
2	10/17	at Cincinnati	L	4-5 (10)	Dibble	Eckersley		55,832
3	10/19	at Oakland	L	3-8	Browning	Moore		48,269
4	10/20	at Oakland	L	1-2	Rijo	STEWART	Myers	48,613

Capitals denote complete game.

MOST RECENT TRADES WITH EACH TEAM

Arizona	Acquired P Brett Anderson, IF Chris Carter, OF Aaron Cunningham, P Dana Eveland, OF Carlos Gonzalez and P Greg Smith for P Dan Haren and P Connor Roberston, Dec. 14, 2007.
Atlanta	Acquired P Joey Devine and P Jamie Richmond for OF Mark Kotsay and cash considerations, January 14, 2008.
Baltimore	Acquired minor leaguers P Jimmy Haynes and P Mark Seaver for OF Geronimo Berroa on June 27, 1997.
Boston	Acquired OF Jay Payton and cash considerations for P Chad Bradford on July 13, 2005
Chicago-AL	Acquired OF Ryan Sweeney, LHP Gio Gonzalez and RHP Fautino De Los Santos for OF Nick Swisher, January 3, 2008.
Chicago-NL	Acquired IF Jake Fox, IF Aaron Miles and cash for P Jeff Gray, minor league P Ronny Morla and minor league OF Matt Spencer, December 3, 2009.
Cincinnati	Acquired IF Adam Rosales and OF Willy Taveras for IF Aaron Miles and a player to be named later, February 2, 2010.
Cleveland	Acquired P Roy Smith for cash considerations on November 13, 2002.
Colorado	Acquired minor league OF Corey Wimberly for OF Matt Murton, February 4, 2009.
Detroit	Acquired P Jeff Weaver for IF Carlos Pena, minor league P Franklyn German and a player to be named later (P Jeremy Bonderman on Aug. 22) on July 5, 2002; trade was part of a three-team deal in which the A's traded Weaver to New York-AL for P Ted Lilly and minor leaguers John-Ford Griffin and Jason Arnold).
Florida	Acquired P Mark Redman for P Mike Neu and minor league P Bill Murphy on December 16, 2003
Houston	Acquired P Kirk Saarloos for P Chad Harville on April 17, 2004.

Most Recent Trades With Each Team, continued

Kansas City	Acquired IF Donnie Murphy in exchange for cash considerations, November 28, 2006.
Los Angeles-AL	Acquired P Omar Olivares and IF Randy Velarde for minor leaguers OF Jeff DaVanon, OF Nathan Haynes and P Elvin Nina on July 21, 1999.
Los Angeles-NL	Acquired OF Milton Bradley and IF Antonio Perez in exchange for OF Andre Ethier, December 13, 2005
Milwaukee	Acquired IF Keith Ginter for P Justin Lehr and OF Nelson Cruz, December 15, 2004.
Minnesota	Acquired minor league IF Tyler Ladendorf for IF Orlando Cabrera, July 31, 2009
New York-AL	Acquired P Chris Hammond for P Eduardo Sierra and minor league INF J.T. Stotts on December 18, 2003
New York-NL	Acquired P Frank Brooks for a player to be named later on December 15, 2003
Philadelphia	Acquired IF Adrian Cardenas, P Josh Outman and OF Matt Spencer for P Joe Blanton, July 17, 2008.
Pittsburgh	Acquired C Jason Kendall and cash in exchange for P Mark Redman, P Arthur Rhodes and cash, November 27, 2004.
St. Louis	Acquired P Clayton Mortensen and minor league IF Brett Wallace and OF Shane Patterson for OF Matt Holliday, July 24, 2009
San Diego	Acquired IF Kevin Kouzmanoff and minor league IF Eric Sogard for OF Scott Hairston and OF Aaron Cunningham, January 16, 2010
San Francisco	Acquired OF Ernest Riles for OF Darren Lewis and minor league P Pedro Pena on December 4, 1990.
Seattle	Acquired minor league P Justin Souza for IF Jack Hannahan, July 11, 2009
Tampa Bay	Acquired OF Ryan Golecki in exchange for cash considerations, December 7, 2006.
Texas	Traded C Adam Moelese for cash considerations, June 9, 2007.
Toronto	Traded P Dana Eveland for a player to be named later or cash considerations, February 6, 2010.
Washington	Acquired OF Chris Snelling for OF Ryan Langerhans, May 2, 2007.

ATHLETICS ALL-TIME ROSTER

A	Archer, Fred.....1936-37	Barr, Scotty.....1908-09	34-36, 38
Abad, Andy.....2001	Archer, Jim.....1961-62	Barrett, Bill.....1921	Berry, Claude.....1906-07
Abbott, Glenn.....1973-76	Armas, Marcos.....1993	Barrett, Dick.....1933	Berry, Joe.....1944-46
Abbott, Kurt.....1993, 98	Armas, Tony.....1977-82	Barry, Hardin.....1912	Bertioia, Reno.....1961
Aber, Al.....1957	Armbruster, Harry.....1906	Bary, Jack.....1908-15	Besse, Herman. 1940-43, 46
Abernathy, Tal.....1942-44	Armstrong, George.....1946	Barthold, John.....1904	Bettendorf, Jeff.....1984
Acosta, Merito.....1918	Armstrong, Howard.....1911	Bartley, Bill.....1906-07	Bevan, Hal.....1952, 55
Acre, Mark.....1994-97	Arndt, Larry.....1989	Bartling, Irv.....1938	Biasatti, Hank.....1949
Adams, Dick.....1947	Arntzen, Ori.....1943	Barton, Daric.....2007-09	Bigbee, Lyle.....1920
Adams, Mike.....1978	Arroyo, Fernando....1982, 86	Barton, Harry.....1905	Binks, George.....1947-48
Adams, Willie.....1918-19	Astroth, Joe...1945-46, 50-56	Bass, Norm.....1961-63	Birtsas, Tim.....1985-86
Adams, Willie.....1996-97	Atherton, Keith.....1983-86	Bates, Charlie.....1927	Bishop, Bill.....1921
Adkins, Dick.....1942	Atkins, Tommy.....1909-10	Bates, Ray.....1917	Bishop, Charlie.....1952-55
Afenir, Troy.....1990-91	Azcue, Joe.....1962-63	Bathe, Bill.....1986	Bishop, Max.....1924-33
Aker, Jack.....1964-68		Batista, Tony.....1996-97	Bitker, Joe.....1990
Akerfelds, Darrel.....1986	B	Battle, Allen.....1996	Black, Don.....1943-45
Aldrete, Mike.....1993-95	Babe, Loren.....1953	Batton, Chris.....1976	Blackwell, Ewell.....1955
Alexander, Gary.....1978	Babich, Johnny.....1940-41	Bauer, Hank.....1960-61	Blaeholder, George.....1935
Alexander, Matt.....1975-77	Babitt, Shooty.....1981	Bauer, Lou.....1918	Blair, Buddy.....1942
Allen, Bob.....1919	Bacon, Eddie.....1917	Baumgartner, Stan...1924-26	Blake, Ed.....1957
Allen, Dick.....1977	Bagwell, Bill.....1925	Baxes, Mike.....1956, 58	Blanchard, Johnny.....1965
Allison, Dana.....1991	Bahnsen, Stan.....1975-77	Baylor, Don.....1976, 88	Blanco, Gil.....1966
Almon, Bill.....1983-84	Bailey, Andrew.....2009	Beane, Billy.....1989	Blankenship, Lance 1988-93
Alou, Felipe.....1970-71	Bailey, Gene.....1917	Beard, Dave.....1980-83	Blanton, Joe.....2004-08
Alou, Jesus.....1973-74	Baines, Harold.....1990-92	Becker, Rich.....1999-00	Blastingame, Don.....1966
Alou, Matty.....1972	Bair, Doug.....1977, 86	Beckmann, Bill.....1939-42	Blefar, Curt.....1971-72
Alston, Dell.....1978	Baisley, Jeff.....2008	Belitz, Todd.....2000	Blemker, Ray.....1960
Alusik, George.....1962-64	Baker, Bock.....1901	Bell, Kevin.....1982	Blevins, Jerry.....2007-09
Alyea, Brant.....1972	Baker, Dusty.....1985-86	Bella, Zeke.....1959	Blowers, Mike.....1998
Ambler, Wayne.....1937-39	Baker, Frank.....1908-14	Bellhorn, Mark.....1997-98,	Blue, Bert.....1908
Ancker, Walter.....1915	Baker, Neal.....1927	00-01	Blue, Vida.....1969-77
Anderson, Brett.....2009	Baker, Scott.....1995	Bender, Chief.....1903-14	Boak, Chet.....1960
Anderson, Dwain....1971-72	Baker, Steve.....1982-83	Benson, Vern.....1943, 46	Boardman, Charlie..1913-14
Anderson, Walter...1917, 19	Bando, Chris.....1989	Benton, Al.....1934-35	Bocachica, Hiram...2005-07
Andrews, Elbert.....1925	Bando, Sal.....1966-76	Berger, Johnny.....1922	Bochte, Bruce.....1984-86
Andrews, Mike.....1973	Bankston, Everett.....1915	Bernazard, Tony.....1987	Bodie, Ping.....1917
Andujar, Joaquin....1986-87	Bankston, Wes.....2008	Bernhard, Bill.....1901-02	Boever, Joe.....1993
Appier, Kevin.....1999-00	Barbee, Dave.....1926	Berroa, Geronimo....1994-97	Bogle, Warren.....1968
Applegate, Fred.....1904	Barna, Babe.....1937-38	Berry, Charlie.....1925,	Bohen, Pat.....1913

Boley, Joe.....	1927-32	Bullock, Red.....	1936	Chant, Charlie.....	1975	Covington, Wes.....	1961
Bollweg, Don.....	1954-55	Burgmeier, Tom.....	1983-84	Chapman, Fred.....	1939-41	Cox, Glenn.....	1955-58
Bonner, Frank.....	1902	Burgo, Bill.....	1943-44	Chapman, John.....	1924	Cox, Jeff.....	1980-81
Boone, Dan.....	1919	Burke, Glenn.....	1978-79	Chapman, Sam.....	1938-41	Coyne, Toots.....	1914
Boone, Ray.....	1959	Burnette, Wally.....	1956-58		45-51	Crabb, Roy.....	1912
Bordi, Rich.....	1980-81, 88	Burns, Dennis.....	1923-24	Charles, Ed.....	1962-67	Craddock, Walt.....	1955-56, 58
Bordick, Mike.....	1990-96	Burns, George.....	1918-20, 29	Chavarria, Ossie.....	1966-67	Craig, George.....	1907
Bosetti, Rick.....	1981-82	Burns, Joe.....	1944-45	Chavez, Eric.....	1998-2009	Cramer, Doc.....	1929-35
Bosman, Dick.....	1975-76	Burns, Todd.....	1988-91	Chiti, Harry.....	1958-60	Crane, Sam.....	1914-16
Bostick, Henry.....	1915	Burris, Ray.....	1984	Children, Steve.....	1990-91	Crawford, Willie.....	1977
Bournigal, Rafael.....	1996-98	Burroughs, Jeff.....	1982-84	Chouinard, Bobby.....	1996	Crimian, Jack.....	1956
Bourque, Pat.....	1973-74	Burrows, John.....	1943	Christenson, Ryan.....	1998-01	Cronin, Jim.....	1929
Bowen, Rob.....	2007-08	Burrus, Dick.....	1919-20	Christopher, Russ.....	1942-47	Crosby, Bobby.....	2003-09
Bowie, Jim.....	1994	Burtschy, Moe.....	1950-51,	Cias, Darryl.....	1983	Cross, Lave.....	1901-05
Bowie, Micah.....	2002-03		54-56	Cicero, Joe.....	1945	Cross, Monte.....	1902-07
Bowles, Charlie.....	1943, 45	Busch, Ed.....	1943-45	Cihocki, Ed.....	1932-33	Crowell, Cap.....	1915-16
Bowlin, Weldon.....	1967	Buschhorn, Don.....	1965	Cimoli, Gino.....	1962-64	Crowson, Woody.....	1945
Bowman, Joe.....	1932	Bush, Joe.....	1912-17, 28	Ciola, Lou.....	1943	Cruthers, Press.....	1913-14
Bowsfield, Ted.....	1963-64	Buxton, Ralph.....	1938	Cipriani, Frank.....	1961	Cruz, Fausto.....	1994-95
Boyd, Bob.....	1961	Bynum, Freddie.....	2005	Cissell, Bill.....	1937	Cruz, Juan.....	2005
Boyer, Clete.....	1955-57	Byrd, Harry.....	1950, 52-53	Clark, Allie.....	1951-53	Cullen, Tim.....	1972
Boyer, Cloyd.....	1955	Byrnes, Eric.....	2000-05	Clark, Doug.....	2006	Culler, Dick.....	1936
Braden, Dallas.....	2007-09	Byrnes, Jim.....	1906	Clark, Jermaine.....	2005	Cunningham, Aaron.....	2008-09
Bradford, Bill.....	1956			Clark, Ron.....	1971-72	Cunningham, Mike.....	1906
Bradford, Chad.....	2001-04	C		Claset, Gowell.....	1933	Curry, Jim.....	1909
Bradley, Bert.....	1983	Cabrera, Orlando.....	2009	Clinton, Lou.....	1965	Cust, Jack.....	2007-09
Bradley, Milton.....	2006	Cadaret, Greg.....	1987-89				
Bradshaw, Dallas.....	1917	Cahill, Trevor.....	2009	Coakley, Andy.....	1902-06		
Brancato, Al.....	1939-41, 45	Cain, Sugar.....	1932-35	Cobb, Ty.....	1927-28		
Branom, Dud.....	1927	Calero, Kiko.....	2005-08	Cochrane, Mickey.....	1925-33	D'Acquisto, John.....	1982
Brant, Marshall.....	1983	Caligiuri, Fred.....	1941-42	Codioli, Chris.....	1982-87	Daley, Bud.....	1958-61
Brazil, Frank.....	1921-22	Callahan, Ben.....	1983	Colangelo, Mike.....	2002	Daley, Pete.....	1960
Breckinridge, Bill.....	1929	Callaway, Frank.....	1921-22	Colavito, Rocky.....	1964	Daley, Tom.....	1913-14
Breslow, Craig.....	2009	Camacho, Ernie.....	1980	Colbert, Nate.....	1976	Daly, Bert.....	1903
Bressler, Rube.....	1914-16	Cameron, Kevin.....	2009	Coleman, Ed.....	1932-35	Damon, Johnny.....	2001
Brewer, Billy.....	1997	Campaneris, Bert.....	1964-76	Coleman, Joe.....	1942,	Damrau, Harry.....	1915
Brickley, George.....	1913	Campbell, Kevin.....	1991-93		46-51, 53	Daney, Art.....	1928
Briggs, John.....	1960	Candiotti, Tom.....	1998-99	Coleman, Joe.....	1977-78	Danforth, Dave.....	1911-12
Briscoe, John.....	1991-96	Canseco, Jose.....	1985-92, 97	Coleman, Ray.....	1948	Danner, Buck.....	1915
Brissie, Lou.....	1947-51	Canseco, Ozzie.....	1990	Coleman, Rip.....	1957, 59	Darling, Ron.....	1991-95
Brito, Tilson.....	1997	Cantrell, Guy.....	1927	Collamore, Allan.....	1911	Davalillo, Vic.....	1973-74
Broberg, Pete.....	1978	Carey, Andy.....	1960-61	Collins, Dave.....	1985	DaVanon, Jeff.....	2007
Brooks, Bobby.....	1969-72	Carr, Charlie.....	1901	Collins, Eddie.....	1906-14,	Davidson, Claude.....	1918
Brosius, Scott.....	1991-97	Carrasquel, Chico.....	1958		27-30	Davis, Chick.....	1914-15
Brouthers, Art.....	1906	Carroll, Doc.....	1916	Collins, Eddie.....	1939, 41-42	Davis, Bob.....	1958, 60
Brown, Andrew.....	2007-08	Carroll, Tom.....	1959	Collins, Jimmy.....	1907-08	Davis, Bud.....	1915
Brown, Boardwalk.....	1911-14	Carson, Matt.....	2009	Collins, Zip.....	1921	Davis, Crash.....	1940-42
Brown, Darrell.....	1982	Carter, Nick.....	1908	Cone, Bob.....	1915	Davis, Harry.....	1901-11, 13-17
Brown, Dee.....	2007	Carter, Sol.....	1931	Conigliaro, Billy.....	1973	Davis, Mike.....	1980-87
Brown, Emil.....	2008	Carly, Rico.....	1973, 78	Connelly, Bill.....	1945	Davis, Rajai.....	2008-09
Brown, Jeremy.....	2006	Cascarella, Joe.....	1934-35	Connelly, Steve.....	1998	Davis, Storn.....	1987-89, 93
Brown, Jim.....	1916	Casilla, Santiago.....	2004-09	Conrad, Brooks.....	2008	Davis, Tod.....	1949, 51
Brown, Larry.....	1971-72	Caster, George.....	1934-35,	Conroy, Bill.....	1935-37	Davis, Tommy.....	1970-71
Brown, Norm.....	1943, 46		37-40	Conroy, Tim.....	1978, 82-85	Dawley, Bill.....	1989
Brown, Ollie.....	1972	Castiglia, Jim.....	1942	Consolo, Billy.....	1962	Dean, Chubby.....	1936-41
Browne, Jerry.....	1992-93	Castillo, Alberto.....	2005	Conway, Owen.....	1915	Dei Greco, Bobby.....	1961-63
Bruce, Lou.....	1904	Castro, Luis.....	1902	Coombs, Bobby.....	1933	Delsing, Jim.....	1960
Brucker, Earle.....	1937-40, 43	Castro, Ramon.....	2004	Coombs, Jack.....	1906-14	DeMaestri, Joe.....	1953-59
Brucker, Earle.....	1948	Cater, Danny.....	1966-69	Cooper, Pat.....	1946-47	DeMars, Billy.....	1948
Bruggy, Frank.....	1922-24	Caudill, Bill.....	1984, 87	Corcoran, Art.....	1915	Denorfia, Chris.....	2008-09
Brumley, Mike.....	1994	Caulfield, Jake.....	1946	Corsi, Jim.....	1988-89,	Derrick, Claud.....	1910-12
Brunet, George.....	1956-57,	Causey, Wayne.....	1961-66		92, 95-96	Derry, Russ.....	1946
	59-60	Ceccarelli, Art.....	1955-56	Cosey, Ray.....	1980	Desautels, Gene.....	1946
Bryan, Billy.....	1961-66	Cepeda, Orlando.....	1972	Cottrell, Ensign.....	1913	DeShong, Jimmie.....	1932
Bryant, Derek.....	1979	Cerv, Bob.....	1957-60	Coughtry, Marian.....	1962	Devine, Joey.....	2008
Buck, Travis.....	2007-09	Cey, Ron.....	1987	Courtney, Clint.....	1961	Dickson, Jim.....	1965-66
Budaska, Mark.....	1978, 81	Chalk, Dave.....	1979	Coveleski, Stan.....	1912	Dickson, Murry.....	1958-59

Athletics All-Time Roster, continued

Dillinger, Bob1950	Eschen, Larry1942	Fritz, Charlie1907	Gray, Johnny1954-55
Dilone, Miguel1978-79	Esposito, Sammy.....1963	Fritz, Harry1913	Green, Dick.....1963-74
DiNardo, Lenny.....2007-08	Essegian, Chuck....1961, 63	Fuentes, Tito1978-78	Green, Joe.....1924
Ditmar, Art....1954-56, 61-62	Essian, Jim1978-80, 84	Fuhrman, Ollie1922	Gregg, Vean1918
Divis, Moxie1916	Estalella, Bobby.1943-45, 49	Fulghum, Dot1921	Grevell, Bill1919
Dixon, Sonny1954-55	Etherton, Seth.....2005	Fultz, Dave1901-02	Grieve, Ben.....1997-00
Dobson, Chuck .1966-71, 73	Etten, Nick1938-39	Furmaniak, J.J.....2007	Griffeth, Lee1946
Dolan, Joe1901	Eveland, Dana.....2008-09	Fyhrie, Mike2001-02	Griffin, Alfredo1985-87
Donahue, Pat.....1910	Everidge, Tommy.....2009		Griffin, Ivy1919-21
Donaldson, John....1966-70, 74	Ewoldt, Art1919		Griffin, Pug.....1917
		G	Grilli, Guido.....1966
Dotel, Octavio2004-05		Galan, Augie1949	Grim, Bob1958-59, 62
Dougherty, Jim.....1998	F	Gallagher, Sean.....2008-09	Grimes, Oscar1946
Dowd, Snooks1919	Fagan, Everett1943, 46	Gallego, Mike.....1985-91, 95	Grimm, Charlie1916
Downing, Al.....1970	Fahey, Frank.....1918	Galloway, Chick1919-27	Groh, Lew1919
Downs, Kelly1992-93	Fahey, Howard1912	Ganley, Bob1909	Groom, Buddy1996-99
Doyle, Brian1981	Fain, Ferris1947-52	Gant, Ron2001, 03	Gross, Wayne...1976-83, 86
Doyle, Carl.....1935-36	Fairbank, Jim1903-04	Gantenbein, Joe1939-40	Groth, Johnny1956-57
Dozier, Tom.....1986	Fairly, Ron1976	Garbark, Bob1944	Grove, Lefty1925-33
Drabowsky, Moe1962-65	Falkenberg, Cy1917	Garcia-Barra, Nomar.....2009	Grover, Roy1916-17, 19
Drake, Larry1945	Fanovich, Frank.....1953	Gardner, Larry1918	Grunwald, Al1959
Dressendorfer, Kirk.....1991	Farmer, Ed1983	Gardner, Rob1971, 73	Guerrada, Joe1964, 66
Driscoll, Jim1970	Fasano, Sal2000-01	Garner, Phil.....1973-76	Guerra, Mike1947-50
Driscoll, Michael1916	Fazio, Ernie1966	Garrett, Adrian1971-72	Guerrero, Mario1978-80
Drumright, Keith.....1981	Fermin, Ramon.....1995	Garrison, Ford1944-46	Guillen, Jose.....2003
Duchscherer, Justin 2003-08	Fernandez, Frank ...1970-71	Garrison, Webster1996	Guintini, Ben1950
Duckworth, Jim1966	Ferrazzi, Bill1935	Garver, Ned1957-60	Gumpert, Randy1936-38
Dugan, Joe1917-21	Ferrick, Tom1941	Gassaway, Charlie.....1945	Guthrie, Mark.....2001
Duggleby, Bill.....1902	Fetters, Mike1998	Gates, Brent1993-96	Guzman, Johnny ...1991-92
Duliba, Bob1967	Fetzer, Willy1906	Gaudin, Chad2006-08	
Duncan, Dave...1964, 67-72	Figueroa, Ed1981	Gautreau, Doc1925	
Duncan, Taylor.....1978	Fikac, Jeremy2003	Geary, Bob1918-19	
Dunning, Steve.....1977	Files, Eddie.....1908	Geier, Phil1901	H
Durazo, Erubiel.....2003-05	Fillingim, Dana1915	Gentile, Jim.....1964-65	Haas, Bruno.....1915
Duren, Ray1957	Fingers, Rollie.....1968-76	George, Alex1955	Haas, Moose1986-87
Durham, Rynne2002	Finigan, Jim1954-56	George, Greek.....1945	Haas, Mule1928-32, 38
Duser, Carl.....1956, 58	Fink, Herman.....1935-37	Gerkin, Steve1945	Hadley, Bump1941
Dye, Jermaine2001-04	Finney, Lou1931, 33-39	German, Esteban ...2002-04	Hadley, Kent1958-59
Dyger, Jimmy.....1905-10	Fiorentino, Jeff.....2008	Giambi, Jason....1995-01, 09	Haeffner, Bill1915
Dykes, Jimmie1918-32	Fischer, Bill1961-63	Giambi, Jeremy2000-02	Hairston, Scott2009
	Flater, Jack1908	Gibson, Charlie1924	Halama, John2003
	Fletcher, Paul1996	Giebel, Joe1913	Hale, Sammy1923-29
E	Flick, Elmer1902	Giel, Paul1961	Haley, Ray1916-17
Earnshaw, George..1928-33	Flick, Lew.....1943-44	Giese, Dan2009	Hall, Dick1960
Easterling, Paul1938	Flohrr, Mort1934	Giggie, Bob1960, 62	Hall, Irv1943-46
Eaves, Vallie1935	Flores, Jesse1943-47	Ginsberg, Joe1956	Halsey, Brad2006
Eccles, Harry1915	Flores, Jose2002	Ginter, Keith2005	Hamilton, Dave1972-75, 79-80
Eckersley, Dennis...1987-95	Flores, Ron2005-07	Giordano, Tommy1953	Hamilton, Tom.....1952-53
Eckert, Charlie..1919-20, 22	Flythe, Stu1936	Giusti, Dave1977	Hamlin, Ken1960
Eddy, Chris1995	Foiles, Hank.....1960	Glass, Tom1925	Hamlin, Luke.....1944
Edgerton, Bill1966-67	Fosse, Ray1973-75	Glynn, Ryan.....2005	Hammond, Chris.....2004
Edwards, Doc1963-65	Foulke, Keith2003, 08	Gonzalez, Carlos2008	Hamner, Granny1962
Edwards, Mike1978-80	Fowler, Dick .1941-42, 45-52	Gonzalez, Edgar2009	Hancken, Buddy1940
Edwards, Mike2003	Fox, Eric1992-94	Gonzalez, Gio2008-09	Hancock, Garry.....1983-84
Edwards, Ralph1915	Fox, Jack1908	Gonzalez, Orlando.....1980	Handley, Gene.....1946-47
Egan, Ben1908, 12	Fox, Nellie.....1947-49	Gooch, Lee1917	Handrahan, Vern...1964, 66
Ehmke, Howard1926-30	Foxx, Jimmie1925-35	Goodwin, Danny1982	Haney, Larry 1969-70, 72-76
Elliott, Randy1980	Francona, Tito.....1969-70	Gorman, Tom1955-59	Hankins, Jay1961, 63
Ellis, Dock.....1977	Franks, Herman.....1947-48	Gosger, Jim1966-68	Hanna, Preston.....1982
Ellis, Mark....2002-03, 05-09	Fraser, Chick1901	Gossage, Rich.....1992-93	Hannahan, Jack.....2007-09
Ely, Bones.....1901	Freeman, Harvey.....1921	Grabarkewitz, Billy.....1975	Hannifin, Jack1906
Embree, Alan2007-08	Freeman, Mark1959	Grabowski, Jason2002-03	Harang, Aaron2002-03
Emerson, Chester....1911-12	Freitas, Tony1932-33	Graff, Milt.....1957-58	Harden, Rich.....2003-08
Engle, Charlie1925-26	French, Pat1917	Grant, Mudcat.....1970-71	Haren, Dan2005-07
Epps, Hal1944	French, Walter...1923, 25-29	Gray, Dolly.....1924-27	Harikkaala, Tim.....2005
Epstein, Mike1971-72	Fricano, Marion.....1952-55	Gray, Jeff2008-09	Harkey, Mike1995

Harper, Brian1987-95	Hinch, A.J.1998-00	Jimenez, Miguel.....1993-94	Keough, Joe1968
Harper, Jack1915	Hitchcock, Billy1950-52	John, Tommy1985	Keough, Matt 1977-83
Harper, Tommy1975	Hoffman, Danny.....1903-06	Johns, Doug1995-96	Keriazakos, Gus1955
Harrell, Slim1912	Hogan, Willie1911	Johnson, Bill1916-17	Kern, Bill1962
Harrelson, Ken.....1963-67	Holborow, Wally.....1948	Johnson, Bob.....1933-42	Ketchum, Fred1901
Harrington, Bill ..1953, 55-56	Holliday, Matt2009	Johnson, Bob.....1960, 69-70	Ketchum, Gus.....1922
Harris, Bob.....1942	Holmes, Chick1918	Johnson, Cliff1981-82	Kiefer, Steve1984-85
Harris, Bubba...1948-49, 51	Holmes, Jim.....1906	Johnson, Dan2005-08	Kielty, Bobby.....2004-07
Harris, Lum1941-44, 46	Holt, Jim1974-76	Johnson, Dane1997	Kiely, Leo1960
Harris, Reggie.....1990-91	Holt, Red.....1925	Johnson, Deron1961-62,	Kilby, Brad2009
Harris, Spencer.....1930	Holtz, Mike.....2002	73-74	Kilkenny, Mike.....1972-72
Harrison, Tom1965	Holtzman, Ken1972-75	Johnson, Hank.....1936	Killeen, Evans1959
Harriss, Slim1920-26	Holzemer, Mark1998	Johnson, Jing1916-17,	King, Lee1916
Hartsel, Topsy.....1902-11	Honeycutt, Rick. 1987-93, 95	19, 27-28	Kingery, Mike1992
Harville, Chad1999, 01,	Hooks, Alex1935	Johnson, John Henry.....	Kingman, Brian1979-82
03-04	Hooper, Bob.....1950-52	1978-79	Kingman, Dave.....1984-86
Hassey, Ron1988-90	Hooten, Leon1974	Johnson, Ken.....1958-61	Kinney, Dennis.....1982
Hassler, Joe.....1928-29	Hope, Sam1907	Johnson, Mark.....2003	Kinney, Walt.....1919-20, 23
Hasson, Gene.....1937-38	Hopkins, Don1975-76	Johnson, Paul.....1920-21	Kircher, Mike1919
Hasty, Bob1919-24	Horslen, Joe1972	Johnson, Rankin.....1941	Kirk, Bill.....1961
Hatteberg, Scott.....2002-05	Horsman, Vince.....1992-94	Johnson, Roy.....1918	Kirk, Tom.....1947
Haught, Gary1997	Horton, Willie1978	Johnson, Stan.....1961	Kish, Ernie1945
Hauser, Joe 1922-24, 26, 28	Hosley, Tim1973-74,	Johnson, Walt.....1917	Klein, Lou.....1951
Hausmann, Clem.....1949	76-78, 81	Johnston, Doc.....1922	Klieman, Ed.....1950
Hawkins, Andy.....1991	Host, Gene1957	Johnstone, Jay1973	Klimchock, Lou1958-61
Hayden, Jack.....1901	Houck, Byron.....1912-14	Johnstone, John.....1997	Klimkowski, Ron1971
Hayes, Frankie1933-34,	House, Frank1958-59	Jones, Doug1999-00	Kline, Bob1934
36-42, 44-45	Houser, Ben.....1910	Jones, Gordon1962	Klink, Joe1990-91
Haynes, Jimmy.....1997-99	Hovley, Steve.....1970-71	Jones, Jeff1980-84	Klutts, Mickey1979-82
Healy, Thomas.....1915-16	Howard, Steve.....1990	Jones, John1923, 32	Knerr, Lou1945-46
Heath, Mike1979-85	Howell, Jay1985-87	Jones, Marcus2000	Knickerbocker, Austin...1947
Heaverlo, Dave. 1978-79, 81	Howitt, Dann1989-92	Joost, Eddie.....1947-54	Knickerbocker, Bill1942
Heffner, Don1943	Howser, Dick.....1961-63	Jorgensen, Mike1977	Knight, John.....1905-07
Hegan, Mike1971-73	Hoyle, Tex.....1952	Jose, Felix1988-90	Knott, Jack.....1941-42, 46
Heimach, Fred1920-26	Hoyt, Waite1931	Joseph, Rick1964	Knowles, Darold1971-74
Heimueller, Gorman 1983-84	Hubbard, Glenn.....1988-89	Joyce, Bob.....1939	Knowlson, Tom1915
Heitmuller, Heinie ...1909-10	Huckleberry, Earl.....1935	Joyce, Dick1965	Knowlton, Bill1920
Held, Woodie1957-58	Hudgens, Dave.....1983-83	Jurak, Ed1988	Koch, Billy2002
Helfand, Eric.....1993-95	Hudson, Tim1999-04	Justice, David2002	Kolloway, Don1953
Hemond, Scott.....1989-94	Hulvey, Hank1923		Komine, Shane2006-07
Henderson, Dave.....1988-93	Hunter, Billy1957-58	K	Komminski, Brad1991
Henderson, Rickey 1979-84,	Hunter, Catfish.....1965-74	Kaiser, Jeff.....1985	Konopka, Bruce 1942-43, 46
89-95, 98	Husta, Carl.....1925	Kalahan, John.....1903	Koonce, Graham2003
Henderson, Steve...1985-87	Husting, Bert.....1902	Kalfass, Bill1937	Kopf, Larry1914-15
Hendrick, George ...1971-72	Huston, Warren.....1937	Karros, Eric.....2004	Kopp, Merlin1918-19
Henley, Weldon.....1903-05		Karsay, Steve ...1993-94, 97,	Kotsay, Mark2004-07
Herbert, Ray1955, 58-61	I	06	Krause, Harry1908-12
Heredia, Gil.....1998-01	Isringhausen, Jason 1999-01	Kearney, Bob1981-83	Krausse, Lew1931-32
Hernandez, Fernando..2008		Kearns, Teddy.....1920	Krausse, Lew... 1961, 64-69
Hernandez, Ramon 1999-03	J	Keefe, Dave.....1917, 19-21	Kravitz, Danny1960
Herrera, Jose1995-96	Jablonski, Ray1959-60	Keegan, Ed.....1961	Kreevich, Mike.....1942
Herriage, Troy.....1956	Jackson, Joe.....1908-09	Keen, Vic1918	Kretlow, Lou1956
Hershberger, Mike ..1965-69	Jackson, Reggie 1967-75, 87	Keesey, Jim1925, 30	Krueger, Bill1983-87
Herzog, Whitey.....1958-60	Jacobs, Spook1954-56	Keisler, Randy2006	Kryhoski, Dick1955
Hesselbacher, George..1916	Jacobson, Baby Doll.....1927	Kell, George.....1943-46	Kubiak, Ted.. 1967-69, 72-75
Heusser, Ed1940	Jacoby, Brook1991	Kell, Skeeter1952	Kubinski, Tim1997, 99
Heving, Johnnie.....1931-32	Jaha, John1999-01	Kellett, Al.....1923	Kucab, Johnny1950-52
Hickman, Jesse1965-66	Jamieson, Charlie...1917-18	Kelley, Harry1936-38	Kucks, Johnny1959-60
Higgins, Pinky.. 1930, 33-36	Jarvis, Kevin1999	Kellner, Alex.....1948-58	Kuczynski, Bert.....1943
High, Charlie.....1919-20	Javier, Stan...1986-90, 94-95	Kellner, Walt.....1952-53	Kull, John.....1909
Hiljus, Erik.....2001-02	Jenkins, Tom.....1926	Kellogg, Al.....1908	Kume, Mike.....1955
Hill, Dave1957	Jennings, Doug.....1988-91	Kelly, Bill1920	Kunkel, Bill.....1961-62
Hill, Donnie1983-86	Jennings, Robin.....2001	Kelly, Ren1923	Kutyna, Marty1959-60
Hill, Jesse1937	Jensen, Willie1914	Kendall, Jason2005-07	
Hill, Red1917	Jimenez, D'Angelo.....2006	Kenna, Ed.....1902	L
Hillegas, Shawn.....1992-93	Jimenez, Manny1962-64,	Kennedy, Adam2009	Laabs, Chet1947
Hilley, Ed.....1903	66	Kennedy, Joe2005-07	Lacey, Bob1977-80

Athletics All-Time Roster, continued

Lachemann, Marcel 1969-71	Loos, Pete1901	Mathews, Wid1923	Meloan, John2009
Lachemann, Rene 1965-66, 68	Lopes, Davey1982-84	Mattox, Cloy1929	Melton, Dave1956, 58
Laggar, Ed1934	Lopez, Hector1955-59	Matuzak, Harry1934, 36	Menachino, Frank... 1999-04
Lajoie, Nap .. 1901-02, 15-16	Lord, Bris1905-07, 10-12	Mauro, Carmen1953	Mercado, Orlando1988
Lamar, Bill1924-27	Lorraine, Andrew1997	Maxvill, Dal1972-75	Mercedes, Henry ... 1992-93
Lamp, Dennis1987	Lovrich, Pete1963	Maxwell, Bert1908	Metro, Charlie1944-45
Landis, Bill1963	Lovullo, Torey1996	Mayne, Brent1997	Metzler, Alex1926
Landis, Jim1965	Lowry, Sam1942-43	Mayo, Eddie1943	Meyer, Billy1916-17
Langerhans, Ryan2007	Luby, Hal1936	Mazzaro, Vin2009	Meyer, Bob1964
Langford, Rick1977-86	Ludwick, Eric1997	McAvoy, Wickey1913-15, 17-19	Meyer, Dan1982-85
Lanning, Red1916	Lugo, Ruddy2007	McCahan, Bill1946-49	Meyer, Dan2007-08
Lansford, Carney... 1983-92	Lumpe, Jerry1959-63	McCann, Emmett... 1920-21	Meyer, Russ1959
Lapp, Jack1908-15	Lydy, Scott1993	McCarty, David2003	Meyer, Scott1978
Larkin, Ed1909	Lysander, Rick1980	McCatty, Steve1977-85	Michaels, Cass1952-53
Larsen, Don1960-61		McConnell, Sam1915	Miles, Carl1940
LaRussa, Tony.. 1963, 68-71	M	McCosky, Barney... 1946-48, 50-51	Miles, Dee1939-42
Lasorda, Tommy1956	Maas, Duke1958	McCovey, Willie1976	Miller, Bing ... 1922-26, 28-34
Lau, Charlie1963-64	Mabry, John2002	McCoy, Benny1940-41	Miller, Damian2004
Lauder, Billy1901	Macfarlane, Mike1998-99	McCrabb, Les ... 1939-42, 50	Miller, Rudy1929
Lauzerique, George 1967-69	Mack, Earle1910-11, 14	McCue, Frank1922	Milligan, Billy1901
Lavan, Doc1913	Mack, Shane1998	McDermott, Mickey1957, 61	Mills, Bill1944
Lavelle, Gary1987	Mackenzie, Eric1955	McDevitt, Danny1962	Mincher, Don1970-72
Law, Vance1991	Mackenzie, Gordon1961	McDonald, Hank ... 1931, 33	Miner, Ray1921
Lawry, Otis1916-17	Mackiewicz, Felix... 1941-43	McDonald, Jason... 1997-99	Minetti, Craig1978-81
Laxton, Brett1999	Mackinson, John1953	McElwee, Lee1916	Mitchell, Craig1975-77
Leahy, Tom1901	Madjeski, Ed1932-34	McGe, Willie1990	Mitchell, Fred1902
Learn, Fred1915	Magadan, Dave1997-98	McGeehan, Conny... 1903	Mitchell, Kevin1998
LeBourveau, Bevo1929	Maggert, Harl1912	McGhee, Bill1944-45	Mitchell, Paul1976-77
Lehner, Paul1950-51	Magnante, Mike2000-02	Mahon, Al1930	Mitterling, Ralph1916
Lehr, Justin2004	Mahaffey, Roy1930-35	McGhee, Ed1953-54	Mohler, Mike1993-98
Leiper, Dave ... 1984, 86-87, 94-95	Mahay, Ron1999-00	McGillen, John1944	Molina, Izzy1996-98
Leitner, Dummy1901	Maiho, Emil1936	McGowan, Beauty .. 1922-23	Monahan, Rinty1953
LeMaster, Johnnie1987	Mains, Jim1943	McGwire, Mark1986-97	Monday, Rick1966-71
Lennon, Patrick1997	Majeski, Hank1946-49, 51-52	McInnis, Stuffy1909-17	Monteagudo, Aurelio... 1963-66
Lennox, Ed1906	Mallonee, Ben1921	McIntyre, Matty1901	Montgomery, Steve. 1996-97
Leonard, Elmer1911	Mallory, Sheldon1977	McKay, Cody2002	Mooneyham, Bill1986
Leovich, John1941	Malone, Lew1915-16	McKay, Dave1980-82	Moore, Ferdie1914
Leshner, Brian1996-98	Mangual, Angel1971-76	McKeithan, Tim1932-34	Moore, Jimmy ... 1930-31
Lewis, Allan.. 1967-70, 72-73	Manrique, Fred1991	McKinney, Bob1901	Moore, Kelvin1981-83
Lewis, Colby2007	Manush, Frank1908	McKinney, Rich. 1973-75, 77	Moore, Kerwin1996
Lewis, Darren1990	Marchildon, Phil1940-42, 45-49	McLain, Denny1972	Moore, Mike1989-92
Lewis, Richie1997	Marcum, Johnny ... 1933-35	McLaughlin, Bo1981-82	Moore, Roy1920-22
Lidle, Cory2001-02	Maris, Roger1958-59	McLaughlin, Pat1940	Morales, Jose1973
Lieber, Dutch1935-36	Markland, Gene1950	McLemore, Mark2004	Moran, Herbie1908
Liebhart, Glenn1930	Marquez, Gonzalo .. 1972-73	McMahan, Jack1956	Morey, Dave1913
Lillard, Bill1939-40	Marshall, Jay2007, 09	McManus, Jim1960	Morgan, Cy1909-12
Lilly, Ted2002-03	Martin, Billy1957	McMichael, Greg1999	Morgan, Joe1959
Limmer, Lou1951, 54	Martin, Doc1908, 11-12	McMillon, Billy... 2001, 03-04	Morgan, Joe1984
Lindblad, Paul1965-71, 73-76	Martin, Morrie1951-54	McMullen, Ken1976	Morgan, Mike1978-79
Lindemann, Bob1901	Martin, Pat1919-20	McNair, Eric1929-35, 42	Morgan, Tom1957
Lindstrom, Axel1916	Martinez, Hector1962-63	McNamara, Bob1939	Morris, Doyt1937
Lintz, Larry1976-77	Martinez, Marty1972	McNealy, Rusty1983	Morrisette, Bill1915-16
Lisenbee, Hod1936	Martinez, Ted1975	McNulty, Bill1969, 72	Morse, Bud1929
Littrell, Jack1952, 54-55	Martini, Wedo1935	McPherson, John1901	Mortensen, Clayton2009
Livingston, Paddy... 1909-11	Martyn, Bob1957-59	McQuaig, Jerry1934	Moses, Wally1935-41, 49-51
Loaiza, Esteban2006-07	Mashore, Damon1996-97	McQuinn, George1946	Moss, Charlie1934-36
Lochhead, Harry1901	Masters, Walt1939	Mecir, Jim2000-04	Mossi, Don1965
Locker, Bob1970-72	Matarazzo, Len1952	Medich, Doc1977	Mulder, Mark2000-04
Lockwood, Skip1965	Mathes, Joe1912	Meehan, Bill1915	Mullin, Jim1904
Lodigiani, Dario1938-40	Mathews, Nelson1964-65	Meeker, Roy1923-24	Munch, Jake1918
Long, Lep1911	Mathews, T.J. 1997-01	Melhuse, Adam2003-07	Munoz, Pedro1996
Long, Terrence2000-03	Matos, Francisco1994	Melillo, Kevin2007	Munson, Eric2009
		Mellana, Joe1927	Mura, Steve1985

Murphy, Danny 1902-13
 Murphy, Donnie 2007-08
 Murphy, Dwayne 1978-87
 Murphy, Eddie 1912-15
 Murphy, Mike 1916
 Murphy, Morgan 1901
 Murray, Joe 1950
 Murray, Larry 1977-79
 Murray, Ray 1951-53
 Murton, Matt 2008
 Myatt, Glenn 1920-21
 Myers, Elmer 1915-18
 Myers, Greg 2001-02
 Myers, Joseph 1905

N

Nabors, Jack 1915-17
 Nagel, Bill 1939
 Naktens, Pete 1936
 Nash, Jim 1966-69
 Naylor, Rollie 1917, 19-24
 Neel, Troy 1992-94
 Neill, Mike 1998
 Nelson, Gene 1987-92
 Nelson, Lynn 1937-39
 Nelson, Rob 1986-87
 Nettles, Jim 1981
 Neu, Mike 2003
 Newman, Jeff 1976-82
 Newsom, Bobo 1944-46,
 52-53
 Newsome, Skeeter 1935-39
 Nicholls, Simon 1906-09
 Nicholson, Bill 1936
 Niemiec, Al 1936
 Nobao, Junior 1994
 Noonan, Pete 1904
 Noren, Irv 1957
 Norman, Fred 1962-63
 Norris, Mike 1975-83, 90
 North, Billy 1973-78
 Nossek, Joe 1966-67, 69
 Noyes, Win 1917, 19
 Nunez, Edwin 1993-94
 Nuxhall, Joe 1961

O

O'Brien, Charlie 1985
 O'Donoghue, John 1963-65

O'Neill, Harry 1922-23
 O'Neill, Harry 1939
 Odom, Blue Moon 1964-75
 Ogden, Curly 1922-24
 Oglesby, Jim 1936
 Oldring, Rube 1906-16, 18
 Olivares, Omar 1999-00
 Ontiveros, Steve 1985-88,
 94-95
 Oquist, Mike 1997-99
 Orr, Billy 1913-14
 Ortiz, Jose 2000-01
 Ortiz, Roberto 1950
 Orwoll, Ossie 1928-29
 Osinski, Dan 1962
 Osteen, Darrell 1970
 Oster, Bill 1954
 Otto, Dave 1987-90
 Outman, Josh 2008-09
 Owchinko, Bob 1981-82
 Owens, Jack 1935
 Ozmer, Doc 1923

P

Page, Mitchell 1977-83
 Page, Sam 1939
 Pagliaroni, Jim 1968-69
 Paige, Satchel 1965
 Palmer, Eddie 1917
 Palmisano, Joe 1931
 Panther, Jim 1971
 Paquette, Craig 1993-95
 Parisse, Tony 1943-44
 Parker, Ace 1937-38
 Parker, Dave 1988-89
 Parmelee, Roy 1939
 Parnham, Rube 1916-17
 Parrett, Jeff 1992
 Parsons, Bill 1974
 Pate, Joe 1926-27
 Patterson, Daryl 1971
 Patterson, Eric 2008-09
 Patterson, Mike 1981
 Patton, Bill 1935
 Payton, Jay 2005-06
 Peck, Hal 1944-46
 Peerson, Jack 1935-36
 Peffer, Monte 1913
 Pena, Carlos 2002

Pena, Orlando 1962-65
 Pena, Roberto 1970
 Pennington, Cliff 2008-09
 Pennock, Herb 1912-15
 Pepper, Bob 1915
 Perez, Antonio 2006
 Perez, Marty 1977-78
 Perkins, Charlie 1930
 Perkins, Cy 1915, 17-30
 Perry, Jim 1975
 Perry, Scott 1918-21
 Peters, Rick 1983, 86
 Peters, Rusty 1936-38
 Peterson, Jim 1931, 33
 Petit, Gregorio 2008-09
 Pfister, Dan 1961-64
 Phelps, Ken 1989-90
 Philley, Dave 1951-53
 Phillips, Tony 1982-89, 99
 Phoenix, Steve 1994-95
 Piatt, Adam 2000-03
 Piatt, Wiley 1901
 Piazza, Mike 2007
 Picciolo, Rob 1977-82, 85
 Picinich, Val 1916-17
 Pick, Charlie 1916
 Pickering, Ollie 1903-04
 Pierce, Tony 1967-68
 Pierson, William 1918-19, 24
 Pignatano, Joe 1961
 Pilarcik, Al 1956, 61
 Pillion, Squiz 1915
 Pina, Horacio 1973
 Pinnance, Ed 1903
 Pippen, Cotton 1939
 Pisoni, Jim 1956-57
 Pizarro, Juan 1969
 Plank, Eddie 1901-14
 Plantier, Phil 1996
 Plarski, Don 1955
 Pless, Rance 1956
 Plunk, Eric 1986-89
 Polonia, Luis 1987-89
 Poole, Jim 1925-27
 Poole, Ray 1941, 47
 Porter, Bo 2000
 Porter, Odie 1902
 Portocarrero, Arnie 1954-57

Posada, Leo 1960-62
 Potter, Nels 1938-41, 48
 Powell, Landon 2009
 Power, Vic 1954-58
 Powers, Doc 1901-09
 Powers, Ike 1927-28
 Presscott, Bobby 1961
 Prieto, Ariel 1995-98, 00
 Pruett, Jim 1944-45
 Puccinelli, George 1936
 Putnam, Danny 2007

Q

Quinn, Jack 1925-30
 Quinn, Tad 1902-03
 Quinones, Luis 1983
 Quirk, Jamie 1989-92

R

Raczka, Mike 1992
 Raether, Hal 1954, 57
 Raines, Tim 1999
 Rainey, Chuck 1984
 Rakow, Ed 1961-63
 Ramirez, Erasmo 2007
 Ramirez, Milt 1979
 Randolph, Willie 1990
 Raschi, Vic 1955
 Rath, Morrie 1909-10
 Ratliff, Jon 2000
 Ray, Carl 1915-16
 Ready, Randy 1992
 Reames, Brett 2005
 Redman, Mark 2004
 Reed, Howie 1958-60
 Reineke, Chad 2009
 Reiss, Al 1932
 Reninger, Jim 1938-39
 Renko, Steve 1978
 Renna, Bill 1954-56
 Repoz, Roger 1966-67
 Rettig, Otto 1922
 Revenig, Todd 1992
 Revering, Dave 1978-81
 Reyes, Carlos 1994-97
 Reynolds, Tommie 1963-65,
 69
 Rhodes, Arthur 2004
 Rhodes, Gordon 1936

OAKLAND ATHLETICS 20 OR MORE HITS IN A GAME

Hits	Opponent	Date
29	at Texas	July 1, 1979
25	at Boston	June 14, 1969
24	at Cleveland	August 28, 1998
24	Texas	September 30, 2000
24	San Francisco	June 26, 2005
23	at Texas	May 10, 1973
22	at Minnesota	April 27, 1980
22	Cincinnati	June 9, 2004
22	Minnesota	July 20, 2009
21	at Baltimore	April 26, 1974
21	at Seattle	April 13, 1990
21	at Detroit	August 15, 1998
21	at Kansas City	June 18, 2000

Hits	Opponent	Date
21	at Boston	July 28, 2009
20	New York	June 12, 1971
20	at Cleveland	August 3, 1980
20	Cleveland	August 24, 1981
20	at California	July 30, 1983
20	at Texas	October 2, 1985
20	at Minnesota	April 10, 1994
20	at Kansas City	May 3, 2000
20	at Tampa Bay	September 15, 2000
20	at Cleveland	August 2, 2001
20	at Los Angeles	May 1, 2008
20	at Chicago (AL)	September 8, 2009

Athletics All-Time Roster, continued

Richards, Paul1935	Sanders, Ken....1964, 66, 68	Sima, Al1954	Strunk, Amos1908-17, 19-20, 24
Richardson, Jack....1915-16	Sanderson, Scott.....1990	Simmons, Al.....1924-32, 40-41, 44	Sturdivant, Tom. 1959, 63-64
Richardson, Ken1942	Sands, Charlie.....1975	Simpson, Harry.....1955-59	Sturgis, Dean.....1914
Richmond, Don. 1941, 46-47	Sandt, Tommy.....1975-76	Sinatro, Matt1987-88	Styles, Lena.....1919-21
Riconda, Harry.....1923-24	Sanford, Jack.....1967	Singleton, Chris.....2003	Suarez, Ken.....1966-67
Rigby, Brad.....1997, 99	Sanguillen, Manny.....1977	Skaff, Frank1943	Suder, Pete. 1941-43, 46-55
Righetti, Dave.....1994	Santangelo, F.P.....2001	Skizas, Lou.....1956-57	Sullivan, Haywood . 1961-63
Rijo, Jose.....1985-87	Santiago, Jose.....1956	Slappeg, John.....1920	Sullivan, Jim.....1921-22
Riles, Ernest.....1991	Santiago, Jose.....1963-65	Slaughter, Enos.....1955-56	Summa, Homer.....1929-30
Rincon, Ricardo.....2002-05	Sauerbeck, Scott.....2006	Sleater, Lou.....1955	Summers, Champ.....1974
Rinker, Bob.....1950	Saunders, Rusty.....1927	Slusarski, Joe.....1991-93	Sutton, Don.....1985
Ripple, Jimmy.....1943	Sauveur, Rich.....2000	Small, Aaron.....1996-98	Sutton, Larry.....2002
Rivera, Jim.....1961	Savage, Bob.....1942, 46-48	Small, Jim.....1958	Suzuki, Kurt.....2007-09
Roberts, Bip.....1998	Sax, Steve.....1994	Smith, Dave.....1938-39	Sveum, Dale.....1993
Roberts, Ray.....1919	Schaefer, Jeff.....1994	Smith, Eddie.....1936-39	Sweeney, Buck.....1914
Robertson, Connor.....2007	Schang, Wally...1913-17, 30	Smith, Greg.....2008	Sweeney, Mike.....2008
Robertson, Jim.....1954-55	Schauer, Rube.....1917	Smith, Hal.....1956-59	Sweeney, Ryan.....2008-09
Robertson, Sherry.....1952	Scheer, Heinie.....1922-23	Smith, Harry.....1901	Swift, Bob.....1942-43
Robinson, Bruce.....1978	Scheib, Carl. 1943-45, 47-54	Smith, Mark.....1983	Swisher, Nick.....2004-07
Robinson, Eddie.....1953, 56	Schelle, Jim.....1939	Smith, Mayo.....1945	
Robinson, Floyd.....1968	Schillings, Red.....1922	Smith, Red.....1925	
Rocheffort, Ben.....1914	Schlitzer, Biff.....1908-09	Smith, Syd.....1908	
Rodriguez, Henry.....2009	Schreckengost, Ossee..... 1902-08	Smithberg, Roger...1993-94	
Rodriguez, Rick.....1986-87	Schumann, Hack.....1906	Snelling, Chris.....2007	
Rodriguez, Roberto.....1967, 70	Schwartz, Randy.....1965-66	Snyder, Bernie.....1935	
Roettger, Oscar.....1932	Schypinski, Jerry.....1955	Snyder, Brian.....1989	
Rogers, Kenny.....1998-99	Scott, Dick.....1989	Snyder, Russ.....1959-60	
Rogers, Tom.....1919	Scott, Rodney.....1977	Sorensen, Lary.....1984	
Roland, Jim.....1969-72	Scutaro, Marco.....2004-07	Sosa, Elias.....1978	
Romberger, Dutch.....1954	Segui, Diego.....1962-68, 70-72	Souza, Mark.....1980	
Rommel, Eddie.....1920-32	Seibold, Socks...1915-17, 19	Sparks, Steve.....2003	
Roney, Matt.....2006	Seitzer, Kevin.....1993	Speaker, Tris.....1928	
Roof, Phil.....1966-69	Service, Scott.....2000	Spencer, Jim.....1981-82	
Rosar, Buddy.....1945-49	Sexton, Jimmy.....1981-82	Sperry, Stan.....1938	
Rosario, Santiago.....1965	Seybold, Socks.....1901-08	Spicer, Bob.....1955-56	
Rose, Mike.....2004	Shamsky, Art.....1972	Spiezio, Scott.....1996-99	
Rosenthal, Larry.....1944-45	Shanner, Bill.....1920	Sprague, Ed.....1968-69	
Ross, Buck.....1936-41	Shannon, Red.....1917-21	Sprague, Ed.....1998	
Roth, Braggo.....1919	Shantz, Billy.....1954-55	Springer, Russ.....2009	
Rothrock, Jack.....1937	Shantz, Bobby.....1949-56	Stafford, Bill.....1966-67	
Rouse, Mike.....2006	Sharman, Ralph.....1917	Staggs, Steve.....1978	
Rowe, Harland.....1916	Shaughnessy, Shag.....1908	Stahl, Larry.....1964-66	
Rowland, Chuck.....1923	Shaver, Jeff.....1988	Stainback, Tuck.....1946	
Roy, Emil.....1933	Shaw, Bob.....1961	Stairs, Matt.....1996-00	
Rozeck, Dick.....1953-54	Shaw, Don.....1972	Staley, Gerry.....1961	
Rubeling, Al.....1940-41	Shawkey, Bob.....1913-15	Staller, George.....1943	
Rudi, Joe.....1967-76, 82	Shea, Red.....1918	Stanley, Fred.....1981-82	
Rullo, Joe.....1943-44	Shean, Dave.....1906	Stanley, Mike.....2000	
Russell, Jeff.....1992	Sheehan, Tom.....1915-16	Steelman, Farmer...1901-02	
Russell, Lefty.....1910-12	Sheldon, Rolie.....1965-66	Stein, Blake.....1998-99	
Rutner, Mickey.....1947	Sheldon, Scott.....1997	Stein, Irv.....1932	
Ryan, Rob.....2001	Sherling, Ed.....1924	Steinbach, Terry.....1986-96	
	Sherman, Joe.....1915	Stellbauer, Bill.....1916	
	Shirley, Tex.....1941-42	Stephens, Gene.....1961-62	
	Shoemaker, Charlie..... 1961-62, 64	Stewart, Bill.....1955	
	Shores, Bill.....1928-31	Stewart, Dave...1986-92, 95	
	Show, Eric.....1991	Stewart, Shannon.....2007	
	Siebern, Norm.....1960-63	Stock, Wes.....1964-67	
	Siebert, Dick.....1938-45	Stokes, Art.....1925	
	Siebert, Sonny.....1975	Stone, Ron.....1966	
	Sierra, Ruben.....1992-95	Stottlemire, Todd.....1995	
	Sigafoos, Frank.....1926	Strand, Paul.....1924	
		Street, Huston.....2005-08	

T

Tabb, Jerry.....1977-78	Taff, John.....1913	Talbot, Fred. 1965-66, 69-70	Talton, Tim.....1966-67
Talton, Tim.....1966-67	Tam, Jeff.....2000-02	Tartabull, Danny.....1995	Tartabull, Jose.....1962-66, 69-70
Taylor, Arias.....1921	Taylor, Billy.....1994, 96-99	Taylor, Harry.....1957	Taylor, Joe.....1954
Taylor, Harry.....1957	Taylor, Joe.....1954	Tejada, Miguel.....1997-03	Telgheder, Dave.....1996-98
Taylor, Joe.....1954	Telgheder, Dave.....1996-98	Tellmann, Tom.....1985	Tenace, Gene.....1969-76
Taylor, Joe.....1954	Tellmann, Tom.....1985	Terry, Ralph.....1957-59, 66	Tenwilliger, Wayne...1959-60
Taylor, Joe.....1954	Tenace, Gene.....1969-76	Tetleton, Mickey.....1984-87	Thies, Dave.....1963
Taylor, Joe.....1954	Terry, Ralph.....1957-59, 66	Thielton, Mickey.....1984-87	Thomas, Bud.....1937-39
Taylor, Joe.....1954	Tenwilliger, Wayne...1959-60	Thies, Dave.....1963	Thomas, Charles.....2005
Taylor, Joe.....1954	Tetleton, Mickey.....1984-87	Thomas, Bud.....1937-39	Thomas, Frank.....2006, 08
Taylor, Joe.....1954	Thielton, Mickey.....1984-87	Thomas, Charles.....2005	Thomas, Fred.....1919-20
Taylor, Joe.....1954	Thies, Dave.....1963	Thomas, Frank.....2006, 08	Thomas, Ira.....1909-15
Taylor, Joe.....1954	Thomas, Bud.....1937-39	Thomas, Frank.....2006, 08	Thomas, Kite.....1952-53
Taylor, Joe.....1954	Thomas, Charles.....2005	Thomas, Frank.....2006, 08	Thomasson, Gary.....1978
Taylor, Joe.....1954	Thomas, Fred.....1919-20	Thomas, Frank.....2006, 08	Thompson, Harry.....1919
Taylor, Joe.....1954	Thomas, Ira.....1909-15	Thomas, Frank.....2006, 08	Thompson, Kevin.....2007
Taylor, Joe.....1954	Thomas, Kite.....1952-53	Thomas, Frank.....2006, 08	Thompson, Shag...1914-16
Taylor, Joe.....1954	Thomasson, Gary.....1978	Thomas, Frank.....2006, 08	Thompson, Tim.....1956-57
Taylor, Joe.....1954	Thompson, Harry.....1919	Thomas, Frank.....2006, 08	Thrasher, Buck.....1916-17
Taylor, Joe.....1954	Thompson, Kevin.....2007	Thomas, Frank.....2006, 08	Throneberry, Marv...1960-61
Taylor, Joe.....1954	Thompson, Shag...1914-16	Thomas, Frank.....2006, 08	Tillman, Rusty.....1986
Taylor, Joe.....1954	Thompson, Tim.....1956-57	Thomas, Frank.....2006, 08	Tipton, Eric.....1939-41
Taylor, Joe.....1954	Thrasher, Buck.....1916-17	Thomas, Frank.....2006, 08	Tipton, Joe.....1950-52
Taylor, Joe.....1954	Throneberry, Marv...1960-61	Thomas, Frank.....2006, 08	Tobin, Pat.....1941
Taylor, Joe.....1954	Tillman, Rusty.....1986	Thomas, Frank.....2006, 08	Todd, Jim.....1975-76, 79
Taylor, Joe.....1954	Tipton, Eric.....1939-41	Thomas, Frank.....2006, 08	Todt, Phil.....1931
Taylor, Joe.....1954	Tipton, Joe.....1950-52	Thomas, Frank.....2006, 08	Tomanek, Dick.....1958-59
Taylor, Joe.....1954	Tobin, Pat.....1941	Thomas, Frank.....2006, 08	Tomberlin, Andy.....1995
Taylor, Joe.....1954	Todd, Jim.....1975-76, 79	Thomas, Frank.....2006, 08	Tomko, Brett.....2009
Taylor, Joe.....1954	Todt, Phil.....1931	Thomas, Frank.....2006, 08	Tompkins, Ron.....1965
Taylor, Joe.....1954	Tomanek, Dick.....1958-59	Thomas, Frank.....2006, 08	
Taylor, Joe.....1954	Tomberlin, Andy.....1995	Thomas, Frank.....2006, 08	
Taylor, Joe.....1954	Tomko, Brett.....2009	Thomas, Frank.....2006, 08	
Taylor, Joe.....1954	Tompkins, Ron.....1965	Thomas, Frank.....2006, 08	

Toppin, Rupe1962
 Torrealba, Pablo1977
 Torrez, Mike1976-77, 84
 Tovar, Cesar1975-76
 Trice, Bob1953-55
 Trillo, Manny1973-74
 Trowbridge, Bob1960
 Trucks, Virgil1957-58
 Tsitouris, John1958-60
 Turbeville, George ..1935-37
 Turner, Terry1919
 Turner, Tink1915
 Tuttle, Bill1958-61
 Tyack, Jim1943
 Tyrone, Jim1977

U

Umberger, Jim1977
 Underwood, Tom1981-83
 Upchurch, Woody...1935-36
 Upton, Bill1954
 Urban, Jack1957-58

V

Valdez, Mario2000-01
 Valo, Elmer ..1940-43, 46-56
 Van Brabant, Ozzie. 1954-55
 Van Poppel, Todd1991,
 93-96
 Vaughan, Porter.....1940-41,
 46
 Vaughn, Roy1934
 Veach, Al1935
 Velandia, Jorge.....1998-00
 Velarde, Randy. 1999-00, 02
 Venafro, Mike2002
 Vickers, Rube1907-09
 Virgil, Ozzie1961
 Vizzaino, Luis1999-01
 Voigt, Jack1998
 Von Ohlen, Dave1986-87
 Vosberg, Ed1994
 Voss, Bill1972

W

Waddell, Rube1902-07
 Wagner, Hal1937-44
 Wagner, Mark1984
 Wahl, Kermit1950-51
 Walberg, Rube.....1923-33
 Walker, Frank1920-21
 Walker, Jerry1961-62
 Walker, Johnny1919-21
 Walker, Tilly1918-23
 Walker, Todd2007
 Walker, Tom1902
 Wallaesa, Jack. 1940, 42, 46
 Walling, Denny.....1975-76
 Wallis, Joe1978-79
 Walsh, Jimmy1912-16
 Walton, Bruce1991-92
 Wambsganss, Bill1926
 Ward, Preston1958-59
 Warren, Mike1983-85
 Warstler, Rabbit1934-36
 Wasdin, John1995-96
 Washington, Claudell.....
 1974-76
 Washington, Herb1974-75
 Waslewski, Gary1972
 Watlington, Neal1953
 Watson, Matt2005
 Watson, Mule1918-19
 Weaver, Harry.....1915-16
 Webb, Skeeter1948
 Webster, Ray1967-69, 71
 Weiss, Walt1987-92
 Welaj, Johnny1943
 Welch, Bob1988-94
 Welch, Frank1919-26
 Wellman, Bob1948, 50
 Wengert, Don1995-97
 Werber, Billy1937-38
 Wetzell, Buzz.....1927
 Wheat, Lee1954-55
 Wheat, Zack1927

Wheaton, Woody1943-44
 White, Don1948-49
 White, Jo-Jo1943-44
 Whittaker, Walt1916
 Wickersham, Dave ..1960-63
 Wilhelm, Spider1953
 Wilkins, Bobby1944-45
 Willard, Jerry1986-87
 Williams, Al1937-38
 Williams, Billy1975-76
 Williams, Dib1930-35
 Williams, Dick1959-60
 Williams, Don1962
 Williams, Earl1977
 Williams, George1964
 Williams, George1995-97
 Williams, Mark1977
 Williams, Marsh1916
 Willis, Dale1963
 Willis, Lefty1925-27
 Wilshere, Whitey.....1934-36
 Wilson, Bill1954-55
 Wilson, Highball.....1902
 Wilson, Jack1934
 Wilson, Jim1949
 Wilson, Tom2001
 Wilson, Willie1991-92
 Witke, Snake.....1901-02
 Windhorn, Gordie1962
 Windsor, Jason2006
 Wingo, Al1919
 Wingo, Ed1920
 Winston, Hank1933
 Wirth, Alan1978-80
 Witasick, Jay 1996-98; 05-07
 Witmeyer, Ron1991
 Witt, Bobby1992-94
 Witt, Whitey .1916-17, 19-21
 Wojciechowski, Steve.....
 1995-97
 Wojcik, John1962-64
 Wolf, Lefty1921

Wolfe, Chuck1923
 Wolff, Roger.....1941-43
 Womack, Dooley1970
 Wood, Doc1923
 Wood, Jason1998
 Wood, Mike2003
 Woodard, Darrell1978
 Woods, Gary1976
 Worden, Fred1914
 Worrell, Tim1998-99
 Wortham, Rich1983
 Wright, Ed1952
 Wright, Taffy1949
 Wuertz, Michael.....2009
 Wyatt, John.....1961-66, 69
 Wyckoff, Weldon.....1913-16
 Wyse, Hank1950-51

Y

Yabu, Keiichi.....2005
 Yankowski, George.....1942
 Yarrison, Rube1922
 Yerkes, Carroll1927-29
 York, Lefty1919
 York, Rudy1948
 Yoter, Elmer1921
 Young, Curt.....1983-91, 93
 Young, Ernie1994-97
 Young, Matt1989
 Young, Ralph1922
 Yount, Eddie1937

Z

Zachary, Tom1918
 Zapostas, Joe1933
 Zernial, Gus1951-57
 Ziegler, Brad2008-09
 Zinn, Jimmy1919
 Zito, Barry2000-06
 Zoldak, Sam1951-52

OAKLAND A'S COACHES

Adair, Jerry72-74
 Alejo, Bob96-97
 Bosley, Thad99-03
 Boyer, Clete80-85
 Burlinson, Rick91
 Cluck, Bob96-97
 DeFrancisco, Tony08
 Didier, Bob84-86
 DiMaggio, Joe68-69
 Dyer, Duffy96-98
 Duncan, Dave86-95
 Ermer, Cal77
 Fischer, Brad96-07
 Fowler, Art80-82
 Franco, Terry03
 Gallego, Mike09
 Geren, Bob03-06
 Hofman, Bob.....69-70, 74-78
 Hoscheit, Vern69-74

Hudgens, Dave.....99, 03-05
 Jackson, Reggie91
 Jones, Gary98
 Kusnyer, Art89-95
 Lachemann, Rene87-92,
 05-07
 Lansford, Carney94-95
 Lau, Charlie70
 Lefebvre, Jim ..87-88, 94-95
 Lollar, Sherm68-69
 Lonnett, Joe76
 Lumpe, Jerry71
 Luzinski, Greg93
 Macha, Ken99-02
 Maxvill, Dal75
 McKay, Dave84-95
 McKeon, Jack78
 McNamara, John68-69
 Metro, Charlie82

Mitterwald, George79-82
 Moore, Jackie81-84
 Monchak, Al76
 Newman, Jeff86
 Noren, Irv71-74
 Nottle, Ed83
 Paul, Mike87-88
 Perry, Gerald06
 Peterson, Rick98-03
 Plaza, Ron86
 Posedel, Bill.....68-72
 Quade, Mike00-02
 Rader, Doug92
 Rettenmund, Merv89-90
 Reynolds, Tommie89-95
 Romanick, Ron08-09
 Rudi, Joe86-87
 Saul, Jim79
 Schaefer, Bob07

Schoendienst, Red77-78
 Schueler, Ron83-84
 Skaalen, Jim09
 Speer, Chris04
 Stange, Lee77-79
 Stevenson, Todd09
 Stock, Wes73-76, 84-86
 Van Burkleo, Ty07-08
 Wakamatsu, Don08
 Waller, Tye07-09
 Walling, Denny.....96-98
 Walls, Lee79-82
 Washington, Ron96-06
 Watson, Bob86-88
 Williams, Billy83-85
 Winkles, Bobby.....74-75
 Young, Curt04-09

OAKLAND A'S & SAN FRANCISCO GIANTS

Since 1968, there have been a total of 68 players who have played for both the Oakland Athletics and San Francisco Giants. Here is an alphabetical listing of those players.

Player	With A's	With Giants	Player	With A's	With Giants
Mike Aldrete	1993-95	1986-88	Dave Kingman	1984-86	1971-74
Gary Alexander	1978	1975-77	Brad Komminsk	1991	1990
Felipe Alou	1970-71	1958-63	Bob Lacey	1977-80	1984
Jesus Alou	1973-74	1963-68	Gary Lavelle	1987	1974-84
Matty Alou	1972	1960-65	Johnnie LeMaster	1986	1975-85
Dusty Baker	1985-86	1984	Darren Lewis	1990	1991-95
Bill Bathe	1986	1989-90	Brent Mayne	1997	1998-99
Vida Blue	1969-77	1978-81; 1985-86	David McCarty	2003	1995-96
Ollie Brown	1972	1965-68	Willie McCovey	1976	1959-73; 1977-80
Ernie Camacho	1980	1989-90	Willie McGee	1990	1991-94
Alberto Castillo	2005	2003	Kevin Mitchell	1998	1987-91
Orlando Cepeda	1972	1958-66	Joe Morgan	1984	1981-82
Doug Clark	2005	2006	Bill North	1973-78	1979-81
Joe Coleman	1977-78	1979	Marty Perez	1977-78	1976
John D'Acquisto	1982	1973-76	Luis Quinones	1983	1986
Rajai Davis	2008-09	2007-08	Dave Righetti	1994	1991-93
Kelly Downs	1992-93	1986-92	Ernest Riles	1991	1988-90
Ray Durham	2002	2003-08	Rick Rodriguez	1986-87	1990
Randy Elliott	1980	1977	Alejandro Sanchez	1987	1984
Alan Embree	2007-08	1999-2001	Scott Sanderson	1990	1993
Keith Foulke	2003; 2008	1997	F.P. Santangelo	2001	1999
Tito Fuentes	1978	1965-67; 1969-74	Scott Service	2000	1995
Phil Garner	1973-76	1988	Lary Sorensen	1984	1988
Dan Giese	2009	2007	Elias Sosa	1978	1972-74
Rich Gossage	1992-93	1989	Champ Summers	1974	1982-83
Dave Heaverlo	1978-79; 1981	1975-77	Gary Thomasson	1978	1972-77
Dave Henderson	1988-93	1987	Rusty Tillman	1986	1988
Gil Heredia	1998-01	1991-92	Brett Tomko	2009	2004-05
Stan Javier	1986-90; 1994-95	1996-99	Manny Trillo	1973-74	1984-85
John Johnstone	1997	1997-2000	Ed Vosberg	1994	1990
Ed Jurak	1988	1989	Jay Witasick	1996-98; 05-07	2002
Bob Kearney	1981-83	1979	Tim Worrell	1998-99	2001-03; 06
Mike Kingery	1992	1990-91	Keiichi Yabu	2005	2008
Brian Kingman	1979-82	1983	Barry Zito	2000-06	2007-09

OAKLAND 20-GAME WINNERS

Pitcher	Year	Record	Pct.	ERA	IP
Vida Blue	1971	24-8	.750	*1.82	312.0
Jim Hunter	1971	21-11	.656	2.96	274.0
Jim Hunter	1972	21-7	*.750	2.04	295.0
Vida Blue	1973	20-9	.690	3.20	263.2
Ken Holtzman	1973	21-13	.618	2.97	297.1
Jim Hunter	1973	21-5	*.808	3.34	256.0
Jim Hunter	1974	*25-12	.676	*2.49	318.0
Vida Blue	1975	22-11	.667	3.01	270.0
Mike Norris	1980	22-9	.710	2.63	284.0
Dave Stewart	1987	**20-13	.606	3.68	261.1
Dave Stewart	1988	21-12	.636	3.23	**275.2
Dave Stewart	1989	21-9	.700	3.32	257.2
Bob Welch	1990	*27-6	*.818	2.95	238.0
Dave Stewart	1990	22-11	.667	2.56	*267.0
Tim Hudson	2000	**20-6	*.769	4.14	202.1
Mark Mulder	2001	*21-8	.724	3.45	229.1
Barry Zito	2002	*23-5	.821	2.75	229.1

* Led league

** Tied for league lead

OPPONENTS



*2009 American League
Most Valuable Player
Joe Mauer*

BALTIMORE ORIOLES



American League East
 Oriole Park at Camden Yards
 333 W. Camden Street
 Baltimore, MD 21201

Switchboard: (410) 685-9800

Press Box: (410) 547-6257

Media Relations: (410) 547-6150

Communications FAX: (410) 547-6272

Chairman of the Board, Chief Executive Officer Peter G. Angelos
 Executive Vice President John P. Angelos
 President, Baseball Operations Andy MacPhail
 Manager Dave Trembley

172-244 (3 seasons + interim)

Director, Public Relations Monica Barlow (410) 547-6160

Manager, Media Relations Jeff Lantz (410) 547-6106

Coordinator, Baseball Information Jay Moskowitz (410) 547-6167

Coordinator, Team Travel Kevin Buck (410) 547-6075

Stadium Oriole Park at Camden Yards

Capacity / Opened 48,290 / 1992

SERIES FACTS

Longest A's Winning Streak: 9, May 5, 2008-August 10, 2009
 Longest Orioles Winning Streak: 13, August 14, 1977-April 27, 1979
 Last A's Series Sweep at Oakland (3 games): June 5-7, 2009
 Last A's Series Sweep at Oakland (4 games): August 23-26, 2004
 Last A's Series Sweep at Baltimore (3 games): August 16-18, 2004
 Last A's Series Sweep at Baltimore (4 games): August 26-29, 2005
 Last Orioles Series Sweep at Oakland (3 games): August 15-17, 2005
 Last Orioles Series Sweep at Oakland (4 games): May 22-25, 1987
 Last Orioles Series Sweep at Baltimore (3 games): July 21-23, 1998
 Last Orioles Series Sweep at Baltimore (4 games): July 7-9, 1961
 Most Runs in a Game by Oakland: 15, August 30, 2001 (15-0)
 Most Runs in a Game by Baltimore: 18, August 15, 1996 (18-5)
 Widest Margin of Victory by Oakland: 15, August 30, 2001 (15-0)
 Widest Margin of Victory by Baltimore: 13, August 15, 1996 (18-5)

SERIES BREAKDOWN

	W	L	PCT.
PHI vs. Brewers (1901)	14	6	.700
PHI vs. Browns (1902-53)	606	513	.542
PHI vs. Orioles (1954)	12	10	.545
KC vs. Orioles (1955-67)	104	151	.408
OAK vs. Orioles (1968-2009)	232	234	.498
Totals	968	914	.514
at the Coliseum	114	123	.481
at Camden Yards	51	37	.580

2010 SCHEDULE

Dates	Site	Times
April 15-18	OAK	7:05, 7:05, 1:05, 1:05
May 25-27	BAL	4:05, 4:05, 4:05
June 29-July 1	BAL	4:05, 4:05, 4:05

2009 RECAP

Date	H-A	W-L	Score	Winner	Loser
6/5	H	W	9-1	Braden	Guthrie
6/6	H	W	9-4	Cahill	Berken
6/7	H	W	3-0	Mazzaro	Hill
8/10	A	W	9-1	Gonzalez	Guthrie
8/11	A	L	2-3	Hernandez	Cahill
8/12	A	W	6-3	Mazzaro	Berken
Totals	5-1	38-12			

YEAR-BY-YEAR SERIES RESULTS

Year	Home	Road	Totals	Year	Home	Road	Totals	Year	Home	Road	Totals
1968	6-4	3-5	9-9	1983	3-3	1-5	4-8	1998	1-4	2-4	3-8
1969	3-3	1-5	4-8	1984	2-4	4-2	6-6	1999	4-2	3-3	7-5
1970	3-3	2-4	5-7	1985	3-3	2-4	5-7	2000	4-2	4-2	8-4
1971	2-4	2-3	4-7	1986	5-3	2-2	7-5	2001	4-2	3-0	7-2
1972	1-5	5-1	6-6	1987	2-4	3-3	5-7	2002	1-2	4-2	5-4
1973	3-3	4-2	7-5	1988	4-2	4-2	8-4	2003	6-0	1-2	7-2
1974	2-4	4-2	6-6	1989	5-1	2-4	7-5	2004	4-0	3-0	7-0
1975	5-1	3-3	8-4	1990	3-3	5-1	8-4	2005	0-3	6-1	6-4
1976	4-2	4-2	8-4	1991	4-2	5-1	9-3	2006	2-1	2-1	4-2
1977	0-5	2-3	2-8	1992	1-5	5-1	6-6	2007	1-2	3-2	4-4
1978	0-6	0-5	0-11	1993	1-5	1-5	2-10	2008	3-0	2-0	5-0
1979	2-4	2-4	4-8	1994	3-3	2-4	5-7	2009	3-0	2-1	5-1
1980	2-4	3-3	5-7	1995	3-3	4-2	7-5	Totals	114-123	118-111	232-234
1981	3-3	2-4	5-7	1996	2-5	2-4	4-9				
1982	3-3	2-4	5-7	1997	1-5	2-3	3-8				

BOSTON RED SOX



American League East
 Fenway Park
 4 Yawkey Way
 Boston, MA 02215-3496
Switchboard: (617) 226-6000
Press Box: (617) 226-6732
Media Relations: (617) 226-6613
Media Relations FAX: (617) 226-6713

Principal Owner John Henry
 President, Chief Executive Officer Larry Lucchino
 Executive Vice President, General Manager Theo Epstein
 Manager Terry Francona
 850-770 (10 seasons overall)
 565-407 (6 seasons with Boston)
Director, Media Relations Pam Ganley (617) 226-6715
Manager, Media Relations Leah Tobin (617) 226-6519
Coordinator, Baseball Information Henry Mahegan (617) 226-6719
Assistant, Media Relations Abby DeCiccio (617) 226-6214
Traveling Secretary Jack McCormick (617) 226-6747
Stadium Fenway Park
Capacity / Opened 37,402 (night); 36,974 (day) / 1912

SERIES FACTS

Longest A's Winning Streak: 6, June 13-August 3, 1969
Longest Red Sox Winning Streak: 11, July 10, 1993-April 28, 1994
Last A's Series Sweep at Oakland (3 games): May 23-25, 2008
Last A's Series Sweep at Oakland (4 games): None
Last A's Series Sweep at Boston (3 games): September 3-5, 1990
Last A's Series Sweep at Boston (4 games): August 10-12, 1971
Last Red Sox Series Sweep at Oakland (3 games): September 6-8, 2004
Last Red Sox Series Sweep at Oakland (4 games): August 4-7, 1977
Last Red Sox Series Sweep at Boston (3 games): August 1-3, 2008
Last Red Sox Series Sweep at Boston (4 games): July 22-25, 1993
Most Runs in a Game by Oakland: 21, June 14, 1969 (21-7)
Most Runs in a Game by Boston: 16 (twice), last: May 20, 1996 (16-4)
Widest Margin of Victory by Oakland: 14, June 14, 1969 (21-7)
Widest Margin of Victory by Boston: 12 (three times), last: April 15, 2000 (14-2)

SERIES BREAKDOWN

	W	L	PCT.
PHI vs. Red Sox (1901-54)	533	632	.458
KC vs. Red Sox (1955-67)	109	149	.422
OAK vs. Red Sox (1968-2009)	212	264	.445
Totals	854	1045	.450
at the Coliseum	124	111	.528
at Fenway Park (since 1968)	87	152	.364

2010 SCHEDULE

Dates	Site	Times
June 1-3	BOS	4:10, 4:10, 10:35
July 19-21	OAK	7:05, 7:05, 7:05
Sept. 10-12	OAK	7:05, 6:05, 1:05

2009 RECAP

Date	H-A	W-L	Score	Winner	Loser
4/13	H	W	8-2	Braden	Lester
4/14	H	W	6-5	Gallagher	Lopez
4/15	H	L	2-8	WAKEFIELD	Anderson
7/6	A	W	6-0	ANDERSON	Smoltz
7/7	A	L	2-5	Beckett	Eveland
7/8	A	L	4-5	Wakefield	Cahill
7/27	A	L	3-8	Beckett	Cahill
7/28	A	W	9-8	Breslow	Delcarmen
7/29	A	W	8-6	Anderson	Penny
7/30	A	L	5-8	Delcarmen	Breslow
Totals	5-5	53-55			

YEAR-BY-YEAR SERIES RESULTS

Year	Home	Road	Totals
1968	6-3	4-5	10-8
1969	4-2	4-2	8-4
1970	4-2	1-5	5-7
1971	4-2	5-1	9-3
1972	1-5	2-4	3-9
1973	3-3	5-1	8-4
1974	2-4	2-4	4-8
1975	4-2	2-4	6-6
1976	5-1	3-3	8-4
1977	2-4	1-4	3-8
1978	3-2	2-3	5-5
1979	2-4	1-5	3-9
1980	2-4	1-5	3-9
1981	4-2	1-5	5-7
1982	4-2	0-6	4-8

Year	Home	Road	Totals
1983	2-4	2-4	4-8
1984	3-3	2-4	5-7
1985	2-4	2-4	4-8
1986	3-3	2-4	5-7
1987	5-1	3-3	8-4
1988	6-0	3-3	9-3
1989	4-2	1-5	5-7
1990	4-2	4-2	8-4
1991	2-4	2-4	4-8
1992	4-2	3-3	7-5
1993	2-4	1-5	3-9
1994	1-5	2-4	3-9
1995	2-5	2-3	4-8
1996	4-2	1-6	5-8
1997	3-3	1-4	4-7

Year	Home	Road	Totals
1998	1-4	1-5	2-9
1999	4-2	2-2	6-4
2000	2-2	3-3	5-5
2001	4-2	1-2	5-4
2002	0-3	3-3	3-6
2003	2-2	2-1	4-3
2004	0-3	1-5	1-8
2005	2-1	2-5	4-6
2006	4-2	3-1	7-3
2007	3-1	1-3	4-4
2008	4-3	0-3	4-6
2009	2-1	3-4	5-5
Totals	125-112*	87-152	212-264

*includes 1-1 in Tokyo, Japan

CHICAGO WHITE SOX



American League Central
U.S. Cellular Field
333 West 35th Street
Chicago, IL 60616

Switchboard: (312) 674-1000

Press Box: (312) 674-5190

Media Relations: (312) 674-5300

Media Relations FAX: (312) 674-5116

Chairman Jerry Reinsdorf
Senior Vice President, General Manager Ken Williams
Manager Ozzie Guillen
512-461 (6 seasons)

Vice President, Communications Scott Reifert (312) 674-5302
Director, Media Relations Bob Beghtol (312) 674-5303
Assistant Director, Media Relations Patrick O'Connell (312) 674-5306
Coordinator, Media Services Ray Garcia (312) 674-5300
Director of Team Travel Ed Cassin (312) 674-5296
Stadium U.S. Cellular Field
Capacity / Opened 40,615 / 1991

SERIES FACTS

Longest A's Winning Streak: 11, June 20-September 7, 1970
Longest White Sox Winning Streak: 9, August 1, 1996-August 5, 1997
Last A's Series Sweep at Oakland (3 games): August 14-16, 2007
Last A's Series Sweep at Oakland (4 games): August 5-8, 1999
Last A's Series Sweep at Chicago (3 games): July 8-10, 2005
Last A's Series Sweep at Chicago (4 games): May 22-24, 1970
Last White Sox Series Sweep at Oakland (3 games): May 16-18, 1997
Last White Sox Series Sweep at Oakland (4 games): Sept. 24-27, 1987
Last White Sox Series Sweep at Chicago (3 games): May 22-24, 2006
Last White Sox Series Sweep at Chicago (4 games): May 8-11, 1997
Most Runs in a Game by Oakland: 16 (twice), last: April 27, 2002 (16-1)
Most Runs in a Game by Chicago: 17 (twice), last: Sept. 23, 1992 (17-6)
Widest Margin of Victory by Oakland: 15, April 27, 2002 (16-1)
Widest Margin of Victory by Chicago: 16, October 3, 1987 (17-1)

SERIES BREAKDOWN

	W	L	PCT.
PHI vs. White Sox (1901-54)	585	589	.498
KC vs. White Sox (1955-67)	92	166	.357
OAK vs. White Sox (1968-2009)	278	257	.520
Totals	955	1012	.486
at the Coliseum	146	125	.539
at U.S. Cellular Field	50	44	.532

2010 SCHEDULE

Dates	Site	Times
July 23-25	OAK	7:05, 1:05, 1:05
July 30-Aug. 1	CWS	5:11, 4:05, 11:05
Sept. 20-22	OAK	7:05, 7:05, 12:35

2009 RECAP

Date	H-A	W-L	Score	Winner	Loser
6/1	A	L	2-6	Thornton	Breslow
6/2	A	W	5-0	Mazzaro	Colon
6/3	A	W	5-3	Outman	Richard
6/4	A	W	7-0	Anderson	Buehrle
8/14	H	L	7-8	Dotel	Breslow
8/15	H	L	1-8	Floyd	Gonzalez
8/16	H	W	3-2	Bailey	Jenks
9/8	A	W	11-3	Tomko	Torres
9/9	A	L	3-4	Dotel	Gonzalez
Totals	5-4	44-34			

YEAR-BY-YEAR SERIES RESULTS

Year	Home	Road	Totals	Year	Home	Road	Totals	Year	Home	Road	Totals
1968	4-5	4-5	8-10	1983	4-3	1-5	5-8	1998	3-2	4-2	7-4
1969	6-3	4-5	10-8	1984	4-2	3-4	7-6	1999	4-0	3-3	7-3
1970	7-2	9-0	16-2	1985	3-4	2-4	5-8	2000	2-4	1-2	3-6
1971	1-8	6-3	7-11	1986	4-2	2-5	6-7	2001	3-0	5-1	8-1
1972	6-3	2-4	8-7	1987	3-4	1-5	4-9	2002	6-0	1-2	7-2
1973	6-3	6-3	12-6	1988	3-3	5-2	8-5	2003	2-1	3-3	5-4
1974	7-2	4-5	11-7	1989	4-3	4-2	8-5	2004	5-1	2-1	7-2
1975	6-3	3-6	9-9	1990	1-5	4-3	5-8	2005	4-2	3-0	7-2
1976	6-3	3-5	9-8	1991	4-3	2-4	6-7	2006	3-0	0-3	3-3
1977	3-5	2-5	5-10	1992	4-2	4-3	8-5	2007	4-2	1-2	5-4
1978	3-4	5-3	8-7	1993	3-4	3-3	6-7	2008	1-2	3-3	4-5
1979	3-4	1-5	4-9	1994	1-5	2-1	3-6	2009	1-2	4-2	5-4
1980	3-3	4-3	7-6	1995	3-3	2-4	5-7	Totals	146-125	132-132	278-257
1981	2-5	4-2	6-7	1996	2-4	5-1	7-5				
1982	1-5	3-4	4-9	1997	1-4	2-4	3-8				

CLEVELAND INDIANS



American League Central
 Progressive Field
 2401 Ontario Street
 Cleveland, OH 44115
Switchboard: (216) 420-4200
Press Box: (216) 420-4654
Media Relations: (216) 420-4380
Media Relations FAX: (216) 420-4396

Owner, Chief Executive Officer Lawrence J. Dolan
President Paul J. Dolan
Executive Vice President, General Manager Mark Shapiro
Manager Manny Acta
 158-252 (3 seasons)
 0-0 (0 seasons with Cleveland)
Director, Media Relations Bart Swain (216) 420-4386
Manager, Media Relations Jeff Sibel (216) 420-4391
Manager of Media Relations, Administration and Credentials
 Susie Giuliano (216) 420-4388
Assistant, Media Relations Matt Whewell (216) 420-4658
Director, Team Travel Mike Seghi (216) 420-4303
Stadium Progressive Field
Capacity / Opened 43,421 / 1994

SERIES FACTS

Longest A's Winning Streak: 10, July 31, 1971-August 18, 1972
Longest Indians Winning Streak: 13, May 27, 1994-July 23, 1995
Last A's Series Sweep at Oakland (3 games): April 25-27, 2003
Last A's Series Sweep at Oakland (4 games): September 17-20, 2009
Last A's Series Sweep at Cleveland (3 games): September 18-20, 1989
Last A's Series Sweep at Cleveland (4 games): August 19-22, 2002
Last Indians Series Sweep at Oakland (3 games): April 10-12, 2000
Last Indians Series Sweep at Oakland (4 games): April 26-29, 1999
Last Indians Series Sweep at Cleveland (3 games): May 13-15, 2008
Last Indians Series Sweep at Cleveland (4 games): July 14-16, 1995
Most Runs in a Game by Oakland: 17, August 2, 2001 (17-4)
Most Runs in a Game by Cleveland: 20, May 4, 1991 (20-6)
Widest Margin of Victory by Oakland: 13, August 2, 2001 (17-4)
Widest Margin of Victory by Cleveland: 14, May 4, 1991 (20-6)

SERIES BREAKDOWN

	W	L	PCT.
PHI vs. Indians (1901-54)	529	642	.452
KC vs. Indians (1955-67)	106	151	.412
OAK vs. Indians (1968-2009)	242	212	.533
Totals	877	1005	.466
at the Coliseum	129	93	.581
at Progressive Field	28	50	.359

2010 SCHEDULE

Dates	Site	Times
April 23-25	OAK	7:05, 1:05, 1:05
July 2-4	CLE	4:05, 4:05, 10:05
Aug. 24-26	CLE	4:05, 4:05, 4:05

2009 RECAP

Date	H-A	W-L	Score	Winner	Loser
7/3	A	L	3-15	Huff	Cahill
7/4	A	L	2-5	Pavano	Mazzaro
7/5	A	W	5-2	Gonzalez	Lee
9/17	H	W	5-2	Mortensen	Masterson
9/18	H	W	2-1	Anderson	Huff
9/19	H	W	8-4	Kilby	Sowers
9/20	H	W	11-4	Eveland	Carmona
Totals		5-2	36-33		

YEAR-BY-YEAR SERIES RESULTS

Year	Home	Road	Totals	Year	Home	Road	Totals	Year	Home	Road	Totals
1968	7-2	5-4	12-6	1983	1-5	4-2	5-7	1998	4-1	4-2	8-3
1969	3-3	4-2	7-5	1984	2-4	3-3	5-7	1999	1-5	1-5	2-10
1970	3-3	2-4	5-7	1985	5-1	4-2	9-3	2000	3-3	3-3	6-6
1971	4-2	4-2	8-4	1986	2-4	0-6	2-10	2001	1-3	2-1	3-4
1972	6-0	4-2	10-2	1987	4-2	4-2	8-4	2002	1-2	4-0	5-2
1973	5-1	4-2	9-3	1988	5-1	3-3	8-4	2003	5-1	1-2	6-3
1974	4-2	3-3	7-5	1989	4-2	6-0	10-2	2004	2-1	1-5	3-6
1975	5-1	5-1	10-2	1990	5-1	3-3	8-4	2005	2-1	1-5	3-6
1976	4-2	4-2	8-4	1991	3-3	4-2	7-5	2006	4-2	2-1	6-3
1977	1-4	2-3	3-7	1992	3-3	3-3	6-6	2007	2-1	2-5	4-6
1978	3-2	3-3	6-4	1993	2-4	2-4	4-8	2008	2-1	2-4	4-5
1979	3-3	1-5	4-8	1994	0-3	0-3	0-6	2009	4-0	1-2	5-2
1980	4-2	2-4	6-6	1995	0-3	0-4	0-7	Totals	129-93	113-119	242-212
1981	1-1	1-2	2-3	1996	4-2	2-4	6-6				
1982	3-3	5-1	8-4	1997	2-3	2-4	4-7				

DETROIT TIGERS



American League Central
Comerica Park
2100 Woodward Avenue
Detroit, MI 48201
Switchboard: (313) 471-2000
Press Box: (313) 471-2103, 2104
Media Relations: (313) 471-2114
Media Relations FAX: (313) 471-2138

Owner, Director..... Michael Ilitch
President, Chief Executive Officer, General Manager.. David Dombrowski
Manager..... Jim Leyland

1412-1437 (18 seasons overall)
343-306 (4 seasons with Detroit)

Vice President, Communications..... Ron Colangelo (313) 471-2024
Director, Baseball Media Relations..... Brian Britten (313) 471-2276
Manager, Baseball Media Relations..... Rick Thompson (313) 471-2114
Coordinator, Baseball Media Relations..... Russ Carlton (313) 471-2227
Traveling Secretary..... Bill Brown (313) 471-2092
Stadium..... Comerica Park
Capacity / Opened..... 41,225 / 2000

SERIES FACTS

Longest A's Winning Streak: 7, September 6, 1986-May 9, 1987
Longest Tigers Winning Streak: 7, September 14, 1997-August 14, 1998
Last A's Series Sweep at Oakland (3 games): June 2-4, 2008
Last A's Series Sweep at Oakland (4 games): None
Last A's Series Sweep at Detroit (3 games): August 23-25, 2002
Last A's Series Sweep at Detroit (4 games): August 3-6, 2001
Last Tigers Series Sweep at Oakland (3 games): None
Last Tigers Series Sweep at Oakland (4 games): None
Last Tigers Series Sweep at Detroit (3 games): May 15-17, 2009
Last Tigers Series Sweep at Detroit (4 games): August 10-12, 1965
Most Runs in a Game by Oakland: 16 (twice), last: Aug. 10, 2007 (16-10)
Most Runs in a Game by Detroit: 20, April 13, 1993 (20-4)
Widest Margin of Victory by Oakland: 12 (twice), last: June 19, 1999 (13-1)
Widest Margin of Victory by Detroit: 16, April 13, 1993 (20-4)

SERIES BREAKDOWN

	W	L	PCT.
PHI vs. Tigers (1901-54)	562	601	.483
KC vs. Tigers (1955-67)	106	152	.411
OAK vs. Tigers (1968-2009)	228	220	.509
Totals	896	973	.479
at the Coliseum	128	95	.574
at Comerica Park	22	17	.564

2010 SCHEDULE

Dates	Site	Times
May 19-20	OAK	7:05, 12:35
May 28-31	DET	4:05, 4:05, 10:05, 10:05

2009 RECAP

Date	H-A	W-L	Score	Winner	Loser
5/15	A	L	1-14	Jackson	Anderson
5/16	A	L	1-9	Porcello	Braden
5/17	A	L	7-11	Miner	Cahill
6/29	H	W	7-1	Anderson	Porcello
6/30	H	L	3-5	Galarraga	Gonzalez
7/1	H	W	5-1	Braden	Verlander
8/21	H	L	2-3	Jackson	Gonzalez
8/22	H	W	3-2	Bailey	Miner
8/23	H	W	9-4	Tomko	Porcello
Totals	4-5	38-50			

YEAR-BY-YEAR SERIES RESULTS

Year	Home	Road	Totals
1968	3-6	2-7	5-13
1969	3-3	2-4	5-7
1970	3-3	3-3	6-6
1971	4-2	4-2	8-4
1972	4-2	4-2	8-4
1973	4-2	1-5	5-7
1974	3-3	4-2	7-5
1975	2-4	4-2	6-6
1976	4-2	2-4	6-6
1977	3-2	2-3	5-5
1978	2-3	2-3	4-6
1979	2-4	3-3	5-7
1980	4-2	2-4	6-6
1981	2-1	0-0	2-1
1982	2-4	1-5	3-9

Year	Home	Road	Totals
1983	4-2	2-4	6-6
1984	3-3	0-6	3-9
1985	2-4	2-4	4-8
1986	4-2	2-4	6-6
1987	4-2	3-3	7-5
1988	4-2	4-2	8-4
1989	4-2	4-2	8-4
1990	4-2	2-4	6-6
1991	4-2	4-2	8-4
1992	4-2	2-4	6-6
1993	3-3	1-5	4-8
1994	3-0	1-5	4-5
1995	2-0	1-2	3-2
1996	3-3*	5-1	8-4
1997	2-4	2-3	4-7

Year	Home	Road	Totals
1998	3-3	1-4	4-7
1999	2-2	4-2	6-4
2000	3-3	1-3	4-6
2001	2-1	4-0	6-1
2002	3-1	3-0	6-1
2003	2-1	4-2	6-3
2004	3-3	2-1	5-4
2005	3-0	2-1	5-1
2006	3-3	1-2	4-5
2007	4-2	2-2	6-4
2008	3-0	3-3	6-3
2009	4-2	0-3	4-5
Totals	130-97*	98-123	228-220

*includes 2-2 in Las Vegas

KANSAS CITY ROYALS



American League Central
 Kauffman Stadium
 1 Royal Way
 Kansas City, MO 64129
Switchboard: (816) 921-8000
Press Box: (816) 504-4391
Media Relations: (816) 504-4362
Media Relations FAX: (816) 921-5775

Owner, Chief Executive OfficerDavid Glass
President Dan Glass
Senior Vice President, General ManagerDayton Moore
ManagerTrey Hillman
 140-184 (2 seasons)
Vice President, Communications and BroadcastingMike Swanson
 (816) 504-4713
Director, Media Relations.....David Holtzman (816) 504-4368
Coordinator, Media ServicesDina Wathan (816) 504-4369
Coordinator, Communications and Broadcasting.....Colby Curry
 (816) 504-4362
Senior Director, Team Travel and Clubhouse Operations ..Jeff Davenport
 (816) 504-4755
StadiumKauffman Stadium
Capacity / Opened37,840 / 1973

SERIES FACTS

Longest A's Winning Streak: 10, May 31, 2003-May 23, 2004
Longest Royals Winning Streak: 8, September 4, 1978-June 18, 1979
Last A's Series Sweep at Oakland (3 games): April 18-20, 2008
Last A's Series Sweep at Oakland (4 games): September 26-28, 1977
Last A's Series Sweep at Kansas City (3 games): August 5-7, 2005
Last A's Series Sweep at Kansas City (4 games): None
Last Royals Series Sweep at Oakland (3 games): July 28-30, 2008
Last Royals Series Sweep at Oakland (4 games): None
Last Royals Series Sweep at Kansas City (3 games): Sept. 2-4, 2008
Last Royals Series Sweep at Kansas City (4 games): August 1-4, 1994
Most Runs in a Game by Oakland: 21, June 18, 2000 (21-3)
Most Runs in a Game by Kansas City: 16 (seven times), last: September 14, 1998 (16-6)
Widest Margin of Victory by Oakland: 18, June 18, 2000 (21-3)
Widest Margin of Victory by Kansas City: 16, June 25, 1984 (16-0)

SERIES BREAKDOWN

	W	L	PCT.
OAK vs. Royals (1969-2009)	285	236	.547
Total	285	236	.547
at the Coliseum	158	104	.603
at Kauffman Stadium	107	116	.480

2010 SCHEDULE

Dates	Site	Times
July 16-18	KC	5:10, 4:10, 11:10
Aug. 2-4	OAK	7:05, 7:05, 12:35
Sept. 13-15	KC	5:10, 5:10, 5:10

2009 RECAP

Date	H-A	W-L	Score	Winner	Loser
5/12	H	W	12-3	Cahill	Hochevar
5/13	H	W	7-2	Outman	Bannister
8/7	A	W	9-4	Mazzaro	Bannister
8/8	A	L	6-12	Greinke	Mortensen
8/9	A	W	6-3	Anderson	Hochevar
8/31	H	W	8-5	Breslow	Hochevar
9/1	H	L	3-4	Davies	Marshall
9/2	H	W	10-4	Cahill	Bannister
Totals	6-2	61-37			

YEAR-BY-YEAR SERIES RESULTS

Year	Home	Road	Totals	Year	Home	Road	Totals	Year	Home	Road	Totals
1969	4-5	6-3	10-8	1983	4-3	2-4	6-7	1997	3-2	5-1	8-3
1970	7-2	4-5	11-7	1984	4-2	4-3	8-5	1998	3-3	1-4	4-7
1971	7-2	6-3	13-5	1985	3-4	2-4	5-8	1999	5-1	1-5	6-6
1972	7-2	4-5	11-7	1986	2-4	3-4	5-8	2000	3-3	5-1	8-4
1973	6-3	4-5	10-8	1987	3-4	5-1	8-5	2001	2-1	4-2	6-3
1974	7-2	3-6	10-8	1988	2-4	3-4	5-8	2002	5-1	3-0	8-1
1975	8-1	3-6	11-7	1989	4-3	2-4	6-7	2003	2-1	5-1	7-2
1976	5-4	4-5	9-9	1990	5-1	4-3	9-4	2004	4-2	3-0	7-2
1977	5-3	1-6	6-9	1991	4-3	3-3	7-6	2005	1-2	3-0	4-2
1978	3-4	2-6	5-10	1992	5-1	4-3	9-4	2006	1-2	4-2	5-4
1979	3-4	1-5	4-9	1993	5-2	2-4	7-6	2007	2-5	2-1	4-6
1980	4-2	3-4	7-6	1994	1-2	2-5	3-7	2008	3-3	0-3	3-6
1981	1-2	2-1	3-3	1995	3-4	5-1	8-5	2009	4-1	2-1	6-2
1982	3-3	3-4	6-7	1996	5-1	2-4	7-5	Totals	158-104	127-132	285-236

LOS ANGELES ANGELS OF ANAHEIM



American League West

Angel Stadium of Anaheim

2000 Gene Autry Way

Anaheim, CA 92806

Switchboard: (714) 940-2000

Press Box: (714) 940-2705

Media Relations: (714) 940-2014

Media Relations FAX: (714) 940-2205

Owner Arte Moreno

President Dennis Kuhl

General Manager Tony Reagins

Manager Mike Scioscia

900-720 (10 seasons)

Vice President, Communications Tim Mead (714) 940-2003

Manager, Communications Eric Kay (714) 940-2173

Traveling Secretary Tom Taylor (714) 940-2016

Stadium Angel Stadium of Anaheim

Capacity / Opened 45,257 / 1966

SERIES FACTS

Longest A's Winning Streak: 10 (twice), last: April 26, 1991-April 20, 1992

Longest Angels Winning Streak: 12, Sept. 18, 1996-Sept. 17, 1997

Last A's Series Sweep at Oakland (3 games): June 29-July 1, 2004

Last A's Series Sweep at Oakland (4 games): April 18-20, 1980

Last A's Series Sweep at Los Angeles (3 games): July 3-5, 1998

Last A's Series Sweep at Los Angeles (4 games): October 4-7, 2001

Last Angels Series Sweep at Oakland (3 games): October 2-4, 2009

Last Angels Series Sweep at Oakland (4 games): July 10-13, 1997

Last Angels Series Sweep at Los Angeles (3 games): April 11-13, 2003

Last Angels Series Sweep at Los Angeles (4 games): June 19-22, 1997

Most Runs in a Game by Oakland: 18, June 27, 1996 (18-2)

Most Runs in a Game by Los Angeles: 17, July 4, 1979 (17-6)

Widest Margin of Victory by Oakland: 16, June 27, 1996 (18-2)

Widest Margin of Victory by Los Angeles: 12 (twice), last: July 28, 1982 (13-1)

SERIES BREAKDOWN

	W	L	PCT.
KC vs. Angels (1961-67)	49	77	.389
OAK vs. Angels (1968-2009)	357	285	.556
Totals	406	362	.528
at the Coliseum	184	136	.575
at Angel Stadium (since 1968)	173	149	.537

2010 SCHEDULE

Dates	Site	Times
April 9-11	LAA	7:05, 6:05, 12:35
May 14-16	LAA	7:05, 6:05, 12:35
June 7-10	OAK	7:05, 7:05, 7:05, 12:35
July 9-11	OAK	7:05, 6:05, 1:05
Sept. 3-5	OAK	7:05, 1:05, 1:05
Sept. 27-29	LAA	7:05, 7:05, 12:35

2009 RECAP

Date	H-A	W-L	Score	Winner	Loser
4/6	A	L	0-3	Saunders	Braden
4/7	A	W	6-4	Wuertz	Jeppen
4/8	A	W	6-4	Bailey	Fuentes
5/4	H	L	2-5	Saunders	Anderson
5/5	H	L	3-5	Loux	Braden
7/16	H	L	2-6	Santana	Braden
7/17	H	W	7-3	Breslow	Saunders
7/18	H	L	6-11	Oliver	Mazzaro
7/19	H	L	0-1	Lackey	Bailey
8/27	A	W	2-0	Cahill	Santana
8/28	A	L	7-11	Arredondo	Ziegler
8/29	A	W	4-3	Ziegler	Rodriguez
8/30	A	L	1-9	Lackey	Anderson
9/25	A	W	3-0	Gonzalez	Weaver
9/26	A	W	15-10	Breslow	Jeppen
9/27	A	L	4-7	Saunders	Gonzalez
10/2	H	L	2-5	Weaver	Gonzalez
10/3	H	L	2-4	Kazmir	Eveland
10/4	H	L	3-5	Saunders	Gray
Totals			7-12	75-96	

YEAR-BY-YEAR SERIES RESULTS

Year	Home	Road	Totals	Year	Home	Road	Totals	Year	Home	Road	Totals
1968	7-2	6-3	13-5	1983	4-2	4-3	8-5	1998	4-2	3-3	7-5
1969	7-2	5-4	12-6	1984	2-5	4-2	6-7	1999	3-3	1-5	4-8
1970	5-4	5-4	10-8	1985	4-2	3-4	7-6	2000	5-2	3-3	8-5
1971	4-5	7-2	11-7	1986	2-5	1-5	3-10	2001	7-3	7-3	14-6
1972	5-4	5-4	10-8	1987	2-4	5-2	7-6	2002	7-3	4-6	11-9
1973	5-4	7-2	12-6	1988	6-1	3-3	9-4	2003	7-3	5-5	12-8
1974	7-2	5-4	12-6	1989	4-2	4-3	8-5	2004	4-5	5-5	9-10
1975	6-3	5-4	11-7	1990	4-3	5-1	9-4	2005	5-5	4-5	9-10
1976	6-3	6-3	12-6	1991	6-0	6-1	12-1	2006	3-7	5-4	8-11
1977	6-1	4-4	10-5	1992	5-2	3-3	8-5	2007	5-4	5-5	10-9
1978	3-5	3-4	6-9	1993	4-2	3-4	7-6	2008	4-5	5-5	9-10
1979	1-5	2-5	3-10	1994	3-0	3-3	6-3	2009	1-8	6-4	7-12
1980	6-1	4-2	10-3	1995	5-1	2-5	7-6	Totals	184-136	173-149	357-285
1981	4-2	4-0	8-2	1996	3-4	4-2	7-6				
1982	3-4	1-5	4-9	1997	0-6	1-5	1-11				

MINNESOTA TWINS



American League Central
 Target Field
 1 Twins Way
 Minneapolis, MN 55403
Switchboard: (612) 659-3400
Press Box: (612) 659-2135
Media Relations: (612) 659-3471
Media Relations FAX: (612) 659-4029

Chief Executive Officer Jim Pohlad
 President, Twin Sports Inc. Jerry Bell
 President, Minnesota Twins Dave St. Peter
 Senior Vice President, General Manager Bill Smith
 Manager Ron Gardenhire
 709-588 (8 seasons)
 Director, Baseball Communications Mike Herman (612) 659-3471
 Senior Manager, Baseball Communications Dustin Morse (612) 659-3472
 Coordinator, Baseball Communications Mitch Hestad (612) 659-3473
 Manager, Publications & Media Services Molly Gallatin (612) 659-3475
 Senior Director, Team Travel Remzi Kiratli (612) 375-7472
 Stadium Target Field
 Capacity / Opened 39,500 / 2010

SERIES FACTS

Longest A's Winning Streak: 9, August 13, 1980-April 22, 1981
 Longest Twins Winning Streak: 8 (twice), last: May 21-July 20, 2003
 Last A's Series Sweep at Oakland (3 games): August 30-Sept. 1, 2002
 Last A's Series Sweep at Oakland (4 games): None
 Last A's Series Sweep at Minnesota (3 games): April 28-30, 2000
 Last A's Series Sweep at Minnesota (4 games): April 9-12, 1981
 Last Twins Series Sweep at Oakland (3 games): July 18-20, 1997
 Last Twins Series Sweep at Oakland (4 games): August 13-15, 1993
 Last Twins Series Sweep at Minnesota (3 games): April 11-13, 2006
 Last Twins Series Sweep at Minnesota (4 games): July 12-15, 2007
 Last Twins Series Sweep at Minnesota (5 games): July 30-Aug. 2, 1976
 Most Runs in a Game by Oakland: 16, July 22, 2009 (16-1)
 Most Runs in a Game by Minnesota: 20, April 27, 1980 (20-11)
 Widest Margin of Victory by Oakland: 15, July 22, 2009 (16-1)
 Widest Margin of Victory by Minnesota: 12 (twice), last: September 7, 1969 (16-4)

SERIES BREAKDOWN

	W	L	PCT.
PHI vs. Senators (1901-54)	579	572	.503
KC vs. Senators (1955-60)	68	64	.515
KC vs. Twins (1961-67)	57	69	.452
OAK vs. Twins (1968-2009)	266	275	.492
Totals	970	980	.497
at the Coliseum	149	120	.554
at Metrodome	71	86	.452

2010 SCHEDULE

Dates	Site	Times
June 4-6	OAK	7:05, 6:05, 1:05
Aug. 13-15	MIN	5:10, 4:10, 11:10
Sept. 17-19	MIN	5:10, 10:10, 11:10

2009 RECAP

Date	H-A	W-L	Score	Winner	Loser
6/8	H	W	4-3	Outman	Ayala
6/9	H	L	5-10	Baker	Anderson
6/10	H	L	3-6	Guerrier	Bailey
6/11	H	W	4-3	Ziegler	Henn
7/20	H	W	14-13	Breslow	Mijares
7/21	H	L	2-3	Guerrier	Bailey
7/22	H	W	16-1	Cahill	Perkins
9/11	A	W	12-5	Mortensen	Blackburn
9/12	A	W	4-2	Anderson	Manship
9/13	A	L	0-8	Duensing	Gonzalez
Totals	6-4	64-54			

YEAR-BY-YEAR SERIES RESULTS

Year	Home	Road	Totals
1968	6-3	4-5	10-8
1969	3-6	2-7	5-13
1970	2-7	3-6	5-13
1971	5-4	5-4	10-8
1972	6-2	3-6	9-8
1973	2-7	2-7	4-14
1974	7-2	6-3	13-5
1975	6-3	6-3	12-6
1976	6-3	1-8	7-11
1977	4-3	2-5	6-8
1978	3-5	3-4	6-9
1979	2-4	2-5	4-9
1980	5-2	2-4	7-6
1981	3-0	5-2	8-2
1982	5-2	5-1	10-3

Year	Home	Road	Totals
1983	4-2	5-2	9-4
1984	4-3	1-5	5-8
1985	3-1	2-7	5-8
1986	4-3	3-3	7-6
1987	3-3	0-7	3-10
1988	4-3	4-2	8-5
1989	4-2	3-4	7-6
1990	5-2	2-4	7-6
1991	3-3	2-5	5-8
1992	4-3	4-2	8-5
1993	1-5	4-3	5-8
1994	2-2	3-0	5-2
1995	4-2	3-3	7-5
1996	4-2	3-4	7-6
1997	2-4	2-3	4-7

Year	Home	Road	Totals
1998	3-3	4-1	7-4
1999	4-2	1-5	5-7
2000	2-4	5-1	7-5
2001	1-2	3-3	4-5
2002	4-2	2-1	6-3
2003	1-2	0-6	1-8
2004	2-1	3-1	5-2
2005	3-3	3-1	6-4
2006	3-1	1-5	4-6
2007	2-1	0-4	2-5
2008	4-3	1-2	5-5
2009	4-3	2-1	6-4
Totals	149-120	117-155	266-275

OPPONENTS

NEW YORK YANKEES



American League East
Yankee Stadium
One East 161st Street
Bronx, NY 10451

Switchboard: (718) 293-4300

Press Box: (718) 579-4381

Media Relations: (718) 579-4460

Media Relations FAX: (718) 293-8414

Principal OwnerGeorge M. Steinbrenner

PresidentRandy Levine

Senior Vice President, General ManagerBrian Cashman

ManagerJoe Girardi

270-216 (3 seasons overall)

192-132 (2 seasons with New York)

Director, Media Relations and PublicityJason Zillo (718) 579-4515

Manager, Media Relations and PublicityJason Latimer (718) 579-4519

Traveling SecretaryBen Tuliebitz (718) 579-4447

StadiumYankee Stadium

Capacity / Opened50,287 / 2009

SERIES FACTS

Longest A's Winning Streak: 16, September 9, 1989-May 1, 1991

Longest Yankees Winning Streak: 8 (three times), last: June 12, 2008-July 24, 2009

Last A's Series Sweep at Oakland (3 games): August 10-12, 2001

Last A's Series Sweep at Oakland (4 games): None

Last A's Series Sweep at New York (3 games): June 9-11, 2006

Last A's Series Sweep at New York (4 games): July 14-16, 1972

Last Yankees Series Sweep at Oakland (3 games): May 13-15, 2005

Last Yankees Series Sweep at Oakland (4 games): None

Last Yankees Series Sweep at New York (3 games): July 18-20, 2008

Last Yankees Series Sweep at New York (4 games): Sept. 5-8, 1985

Most Runs in a Game by Oakland: 19, August 29, 1989 (19-5)

Most Runs in a Game by New York: 18, August 26, 1997 (18-2)

Widest Margin of Victory by Oakland: 14, August 29, 1989 (19-5)

Widest Margin of Victory by New York: 16, August 26, 1997 (18-2)

SERIES BREAKDOWN

	W	L	PCT.
PHI vs. Orioles (1901-02)	21	18	.538
PHI vs. Yankees (1903-54)	445	665	.401
KC vs. Yankees (1955-67)	75	183	.291
OAK vs. Yankees (1968-2009)	217	246	.469
Totals	758	1112	.405
at the Coliseum	119	110	.520
at Yankee Stadium	1	5	.167

2010 SCHEDULE

Dates	Site	Times
April 20-22	OAK	7:05, 7:05, 12:35
July 5-7	OAK	7:05, 7:05, 7:05
Aug. 30-Sept. 2	NYN	4:05, 4:05, 4:05, 10:05

2009 RECAP

Date	H-A	W-L	Score	Winner	Loser
4/21	A	L	3-5	Pettitte	Eveland
4/22	A	L	7-9	Veras	Giese
7/23	A	L	3-6	Sabathia	Mazzaro
7/24	A	L	3-8	Chamberlain	Anderson
7/25	A	W	6-4	Gonzalez	Pettitte
7/26	A	L	5-7	Coke	Braden
8/17	H	W	3-0	Tomko	BURNETT
8/18	H	L	2-7	Sabathia	Marshall
8/19	H	L	2-3	Aceves	Anderson
Totals	2-7	34-49			

YEAR-BY-YEAR SERIES RESULTS

Year	Home	Road	Totals	Year	Home	Road	Totals	Year	Home	Road	Totals
1968	2-7	6-3	8-10	1983	2-4	2-4	4-8	1998	2-4	1-4	3-8
1969	5-1	1-5	6-6	1984	3-3	1-5	4-8	1999	2-4	2-2	4-6
1970	4-2	2-4	6-6	1985	4-2	1-5	5-7	2000	1-2	2-4	3-6
1971	2-4	5-1	7-5	1986	4-2	3-3	7-5	2001	6-0	0-3	6-3
1972	4-2	5-1	9-3	1987	4-2	3-3	7-5	2002	1-2	3-3	4-5
1973	5-1	3-3	8-4	1988	4-2	2-4	6-6	2003	4-2	2-1	6-3
1974	3-3	2-4	5-7	1989	4-2	5-1	9-3	2004	1-2	1-5	2-7
1975	3-3	3-3	6-6	1990	6-0	6-0	12-0	2005	1-5	1-2	2-7
1976	2-4	4-2	6-6	1991	3-3	3-3	6-6	2006	2-1	4-2	6-3
1977	1-4	1-5	2-9	1992	4-2	2-4	6-6	2007	2-1	2-1	4-2
1978	2-3	0-5	2-8	1993	4-2	2-4	6-6	2008	1-2	0-3	1-5
1979	1-5	2-4	3-9	1994	2-4	3-3	5-7	2009	1-2	1-5	2-7
1980	3-3	1-5	4-8	1995	5-1	4-3	9-4	Totals	119-110	98-136	217-246
1981	2-2	1-2	3-4	1996	1-5	2-4	3-9				
1982	3-3	2-4	5-7	1997	3-2	2-4	5-6				

SEATTLE MARINERS



American League West
Safeco Field
1250 First Avenue South
Seattle, WA 98134
Switchboard: (206) 346-4000
Press Box: (206) 346-4639, 4622
Media Relations: (206) 346-4000
Media Relations FAX: (206) 346-4400

Chairman, Chief Executive Officer..... Howard Lincoln
President, Chief Operating Officer..... Chuck Armstrong
Executive V.P., Baseball Operations & General Manager . Jack Zduriencik
Manager..... Don Wakamatsu
85-77 (1 season)
Director, Baseball Information Tim Hevly (206) 346-4402
Manager, Baseball Information Jeff Evans (206) 346-4403
Coordinator, Baseball Information..... Kelly Munro (206) 346-4401
Assistant, Baseball Information..... Fernando Alcalá (206) 346-4404
Director, Team Travel Ron Spellecy (206) 346-4304
Stadium Safeco Field
Capacity / Opened 47,447 / 1999

SERIES FACTS

Longest A's Winning Streak: 15, April 7-August 16, 2006
Longest Mariners Winning Streak: 7, September 26, 2008-May 1, 2009
Last A's Series Sweep at Oakland (3 games): September 19-21, 2008
Last A's Series Sweep at Oakland (4 games): September 10-13, 1992
Last A's Series Sweep at Seattle (3 games): August 4-6, 2006
Last A's Series Sweep at Seattle (4 games): None
Last Mariners Series Sweep at Oakland (3 games): April 10-12, 2009
Last Mariners Series Sweep at Oakland (4 games): None
Last Mariners Series Sweep at Seattle (3 games): Sept. 29-Oct. 1, 2009
Last Mariners Series Sweep at Seattle (4 games): August 12-15, 1991
Most Runs in a Game by Oakland: 16, April 17, 1981 (16-1)
Most Runs in a Game by Seattle: 15 (three times), last: August 6, 1995 (15-8)
Widest Margin of Victory by Oakland: 15, April 17, 1981 (16-1)
Widest Margin of Victory by Seattle: 13, July 2, 2003 (13-0)

SERIES BREAKDOWN

	W	L	PCT.
OAK vs. Mariners (1977-2009)	270	201	.573
Totals	270	201	.573
at the Coliseum	151	86	.637
at Safeco Field	43	51	.457

2010 SCHEDULE

Dates	Site	Times
April 5-8	OAK	7:05, 7:05, 7:05, 12:35
April 12-14	SEA	3:40, 7:10, 7:10
May 17-18	OAK	7:05, 7:05
Aug. 9-11	SEA	7:10, 7:10, 12:40
Sept. 6-8	OAK	1:05, 7:05, 7:05
Sept. 30-Oct. 3	SEA	7:10, 7:10, TBD, 1:10

2009 RECAP

Date	H-A	W-L	Score	Winner	Loser
4/10	H	L	4-5	Jakubauskas	Anderson
4/11	H	L	5-8	Batista	Casilla
4/12	H	L	0-1	Bedard	Cahill
5/1	A	L	7-8	Kelley	Springer
5/2	A	W	3-2	Bailey	Aardsma
5/3	A	L	7-8	Vargas	Eveland
5/25	H	W	6-1	Anderson	Jakubauskas
5/26	H	W	4-3	Braden	Batista
5/27	H	L	1-6	Bedard	Cahill
8/24	A	L	1-3	Snell	Mazzaro
8/25	A	L	2-4	Lowe	Breslow
8/26	A	L	3-5	French	Gonzalez
9/3	H	L	4-7	Snell	Tomko
9/4	H	L	3-6	Rowland-Smith	Mortensen
9/5	H	W	9-5	Anderson	French
9/6	H	W	5-2	Gonzalez	Kelley
9/29	A	L	4-6	Hernandez	Cahill
9/30	A	L	0-7	Morrow	Mortensen
10/01	A	L	2-4	Fister	Anderson
Totals		5-14	70-91		

YEAR-BY-YEAR SERIES RESULTS

Year	Home	Road	Totals	Year	Home	Road	Totals	Year	Home	Road	Totals
1977	3-4	4-4	7-8	1989	5-1	4-3	9-4	2001	5-5	4-5	9-10
1978	7-1	6-1	13-2	1990	4-3	5-1	9-4	2002	4-5	4-6	8-11
1979	5-1	3-4	8-5	1991	6-0	0-7	6-7	2003	5-5	2-7	7-12
1980	4-3	4-2	8-5	1992	7-0	5-1	12-1	2004	7-3	4-5	11-8
1981	3-1	3-0	6-1	1993	3-3	6-1	9-4	2005	6-3	6-3	12-6
1982	4-3	2-4	6-7	1994	2-2	2-1	4-3	2006	9-0	8-2	17-2
1983	4-2	5-2	9-4	1995	5-2	2-4	7-6	2007	1-8	4-6	5-14
1984	6-1	2-4	8-5	1996	5-2	3-3	8-5	2008	6-3	4-6	10-9
1985	5-1	3-4	8-5	1997	2-4	3-3	5-7	2009	4-6	1-8	5-14
1986	5-2	5-1	10-3	1998	3-3	2-4	5-7	Totals	151-86	119-115	270-201
1987	3-3	2-5	5-8	1999	4-2	2-4	6-6				
1988	5-2	4-2	9-4	2000	4-2	5-2	9-4				

TEXAS RANGERS



American League West
Rangers Ballpark in Arlington
1000 Ballpark Way, Suite 400
Arlington, TX 76011

Switchboard: (817) 273-5222

Press Box: (817) 273-5017, 5074

Media Relations: (817) 273-5203

Media Relations FAX: (817) 273-5110

Chairman of the Board, Owner.....Thomas O. Hicks
President.....Nolan Ryan
General Manager.....Jon Daniels
Manager.....Ron Washington

241-245 (3 seasons)

Executive Vice President, Communications.....John Blake (817) 273-5208

Senior Director, Media Relations.....Rich Rice (817) 273-5204

Manager, Media Relations.....Court Berry-Tripp (817) 273-5241

Coordinator, Media Relations.....Brian SanFilippo (817) 436-5909

Director, Team Travel.....Chris Lyngos (817) 273-5299

Stadium.....Rangers Ballpark in Arlington

Capacity / Opened.....49,170 / 1994

SERIES FACTS

Longest A's Winning Streak: 9 (twice), last: June 26, 2003-April 6, 2004

Longest Rangers Winning Streak: 13, July 6, 1977-May 18, 1978

Last A's Series Sweep at Oakland (3 games): September 22-24, 2003

Last A's Series Sweep at Oakland (4 games): None

Last A's Series Sweep at Texas (3 games): September 14-16, 2009

Last A's Series Sweep at Texas (4 games): July 21-24, 2005

Last Rangers Series Sweep at Oakland (3 games): May 2-4, 2005

Last Rangers Series Sweep at Oakland (4 games): Sept. 23-25, 1977

Last Rangers Series Sweep at Texas (3 games): September 7-9, 2007

Last Rangers Series Sweep at Texas (4 games): June 19-22, 1986

Most Runs in a Game by Oakland: 23, September 30, 2000 (23-2)

Most Runs in a Game by Texas: 17, May 5, 2000 (17-16)

Widest Margin of Victory by Oakland: 21, Sept. 30, 2000 (23-2)

Widest Margin of Victory by Texas: 14, August 9, 2006 (14-0)

SERIES BREAKDOWN

	W	L	PCT.
KC vs. Senators (1961-67)	63	62	.504
OAK vs. Senators (1968-71)	34	20	.630
OAK vs. Rangers (1972-2009)	277	284	.494
Totals	374	366	.505
at the Coliseum	147	133	.525
at Rangers Ballpark	63	63	.500

2010 SCHEDULE

Dates	Site	Times
May 3-5	OAK	7:05, 7:05, 12:35
May 11-13	TEX	5:05, 5:05, 11:05
July 27-29	TEX	5:05, 5:05, 5:05
Aug. 6-8	OAK	7:05, 6:05, 1:05
Aug. 27-29	TEX	5:05, 5:05, 12:05
Sept. 23-26	OAK	7:05, 7:05, 1:05, 1:05

2009 RECAP

Date	H-A	W-L	Score	Winner	Loser
4/28	A	L	4-5	Millwood	Wuertz
4/30	A	W	4-2	Braden	Padilla
5/6	H	L	2-3	Feldman	Giese
5/7	H	W	9-4	Cahill	McCarthy
5/29	A	L	3-6	Wilson	Casilla
5/29	A	L	2-5	Feldman	Gonzalez
5/30	A	L	1-14	McCarthy	Anderson
5/31	A	W	5-4	Bailey	Francisco
8/3	H	W	3-2	Wuertz	Wilson
8/4	H	W	6-0	Gonzalez	Holland
8/5	H	W	7-5	Breslow	Padilla
8/6	H	L	4-6	Hunter	Cahill
9/14	A	W	9-0	TOMKO	Feldman
9/15	A	W	6-1	Breslow	McCarthy
9/16	A	W	4-0	Cahill	Nippert
9/21	H	L	3-10	Millwood	Gonzalez
9/22	H	W	9-1	Cahill	McCarthy
9/23	H	L	8-9	Hunter	Mortensen
9/24	H	W	12-3	Anderson	Feldman
Totals		11-8	101-80		

YEAR-BY-YEAR SERIES RESULTS

Year	Home	Road	Totals	Year	Home	Road	Totals	Year	Home	Road	Totals
1972	4-2	7-2	11-4	1985	3-4	3-3	6-7	1998	2-4	4-2	6-6
1973	7-2	4-5	11-7	1986	2-4	1-6	3-10	1999	4-2	1-5	5-7
1974	3-6	5-4	8-10	1987	3-4	3-3	6-7	2000	4-2	1-5	5-7
1975	6-3	6-3	12-6	1988	4-2	4-3	8-5	2001	4-5	5-5	9-10
1976	4-5	3-6	7-11	1989	4-3	4-2	8-5	2002	8-2	5-4	13-6
1977	2-6	0-7	2-13	1990	3-3	5-2	8-5	2003	8-1	7-3	15-4
1978	4-2	2-7	6-9	1991	2-5	2-4	4-9	2004	6-4	5-5	11-9
1979	1-6	1-5	2-11	1992	4-2	5-2	9-4	2005	4-6	7-2	11-8
1980	3-3	4-3	7-6	1993	4-3	1-5	5-8	2006	4-5	5-5	9-10
1981	2-1	2-1	4-2	1994	3-3	4-0	7-3	2007	6-4	3-6	9-10
1982	3-3	2-5	5-8	1995	3-4	2-4	5-8	2008	4-6	3-6	7-12
1983	2-5	0-6	2-11	1996	3-3	4-3	7-6	2009	6-4	5-4	11-8
1984	5-1	3-4	8-5	1997	3-3	2-4	5-7	Totals	147-133	130-151	277-284

TORONTO BLUE JAYS



American League East
 Rogers Centre
 1 Blue Jays Way, Suite 3200
 Toronto, Ontario M5V 1J1
Switchboard: (416) 341-1000
Press Box: (416) 341-1178
Media Relations: (416) 341-1301
Media Relations FAX: (416) 341-1250

President and CEOPaul Beeston
Senior Vice President/General Manager Alex Anthopoulos
Manager Cito Gaston
 809-760 (11 seasons)
Vice President, CommunicationsJay Stenhouse (416) 341-1248
Manager, Baseball Information Mal Romanin (416) 341-1249
Coordinator, Baseball InformationErik Grosman (416) 341-1252
Manager, Team TravelMike Shaw (416) 341-1251
StadiumRogers Centre
Capacity / Opened 49,160 / 1989

SERIES FACTS

Longest A's Winning Streak: 9, July 22, 1980-May 24, 1981
Longest Blue Jays Winning Streak: 8, June 18-September 15, 1982
Last A's Series Sweep at Oakland (3 games): July 31-August 2, 2000
Last A's Series Sweep at Oakland (4 games): May 22-24, 1981
Last A's Series Sweep at Toronto (3 games): April 8-10, 2008
Last A's Series Sweep at Toronto (4 games): None
Last Blue Jays Series Sweep at Oakland (3 games): August 30-September 1, 1993
Last Blue Jays Series Sweep at Oakland (4 games): None
Last Blue Jays Series Sweep at Toronto (3 games): May 17-19, 2002
Last Blue Jays Series Sweep at Toronto (4 games): August 4-7, 2008
Most Runs in a Game by Oakland: 17 (twice), last: August 24, 2003 (17-2)
Most Runs in a Game by Toronto: 18, July 29, 1995 (18-11)
Widest Margin of Victory by Oakland: 15, August 24, 2003 (17-2)
Widest Margin of Victory by Toronto: 12 (twice), last: May 29, 2008 (12-0)

SERIES BREAKDOWN

	W	L	PCT.
OAK vs. Blue Jays (1977-2009)	190	163	.538
Totals	190	163	.538
at the Coliseum	92	85	.520
at Rogers Centre	57	44	.564

2010 SCHEDULE

Dates	Site	Times
April 29-May 2	TOR	4:07, 4:07, 10:07, 10:07
Aug. 16-18	OAK	7:05, 7:05, 12:35

2009 RECAP

Date	H-A	W-L	Score	Winner	Loser
4/17	A	W	8-5	Bailey	League
4/18	A	L	2-4	Frasor	Giese
4/19	A	L	0-1	Romero	Braden
5/8	H	W	5-3	Wuertz	RICHMOND
5/9	H	L	4-6	Tallet	Gallagher
5/10	H	L	0-5	Cecil	Braden
7/31	H	W	8-5	Braden	Richmond
8/1	H	L	5-6	Cecil	Cahill
8/2	H	L	2-7	Romero	Mazzaro
Totals	3-6	34-42			

YEAR-BY-YEAR SERIES RESULTS

Year	Home	Road	Totals	Year	Home	Road	Totals	Year	Home	Road	Totals
1977	2-3	5-0	7-3	1989	4-2	3-3	7-5	2001	2-1	4-2	6-3
1978	5-0	2-4	7-4	1990	2-4	5-1	7-5	2002	3-3	0-3	3-6
1979	2-4	2-4	4-8	1991	3-3	3-3	6-6	2003	2-1	3-1	5-2
1980	4-2	4-2	8-4	1992	3-3	3-3	6-6	2004	4-2	2-1	6-3
1981	6-0	4-2	10-2	1993	1-5	4-2	5-7	2005	4-3	1-2	5-5
1982	0-6	3-3	3-9	1994	2-1	3-0	5-1	2006	3-1	3-3	6-4
1983	4-2	2-4	6-6	1995	2-3	1-4	3-7	2007	2-4	3-0	5-4
1984	2-4	2-4	4-8	1996	1-5*	3-3	4-8	2008	1-2	3-4	4-6
1985	2-4	3-3	5-7	1997	4-1	2-4	6-5	2009	2-4	1-2	3-6
1986	5-1	3-3	8-4	1998	3-3	2-3	5-6	Totals	92-87*	98-76	190-163
1987	3-3	4-2	7-5	1999	2-2	6-0	8-2	*includes 0-2 in Las Vegas			
1988	3-3	6-0	9-3	2000	4-2	3-1	7-3				

CHICAGO CUBS



National League Central
 Wrigley Field
 1060 West Addison
 Chicago, IL 60613
Switchboard: (773) 404-2827
Press Box: (773) 404-4209
Media Relations: (773) 404-4191
Media Relations FAX: (773) 404-4129

Chairman Tom Ricketts
 Vice President, General Manager Jim Hendry
 Manager Lou Piniella
 1784-1639 (22 seasons overall)
 265-219 (3 seasons with Chicago)
 Director, Media Relations Peter Chase (773) 404-4020
 Assistant Director, Media Relations Jason Carr (773) 404-4023
 Traveling Secretary Jimmy Bank (773) 404-4095
 Stadium Wrigley Field
 Capacity / Opened 41,210 / 1914

SERIES FACTS

Longest A's Winning Streak: 1, June 18, 2004
 Longest Cubs Winning Streak: 2, June 19, 2004-present
 Most Runs in a Game by Oakland: 3 (twice), last: June 20, 2004 (3-5)
 Most Runs in a Game by Chicago: 5, June 20, 2004 (5-3)
 Widest Margin of Victory by Oakland: 1, June 18, 2004 (2-1)
 Widest Margin of Victory by Chicago: 2, June 20, 2004 (5-3)

SERIES BREAKDOWN

	W	L	PCT.
OAK vs. Cubs (2004)	1	2	.333
Totals	1	2	.333
at the Coliseum	0	0	—
at Wrigley Field	1	2	.333


2010 SCHEDULE

Dates	Site	Times
June 15-17	CHC	5:05, 5:05, 11:20

YEAR-BY-YEAR SERIES RESULTS

Year	Home	Road	Totals
2004	0-0	1-2	1-2
Totals	0-0	1-2	1-2

CINCINNATI REDS



National League Central
 Great American Ball Park
 100 Joe Nuxhall Way
 Cincinnati, OH 45202
Switchboard: (513) 765-7000
Press Box: (513) 765-7350
Media Relations: (513) 765-7800
Media Relations FAX: (513) 765-7180

President, Chief Executive Officer Bob Castellini
 President, Baseball Operations & General Manager Walt Jocketty
 Manager Dusty Baker
 1314-1213 (16 seasons overall)
 152-172 (2 seasons with Cincinnati)
 Director, Media Relations Rob Butcher (513) 765-7090
 Assistant Director, Media Relations Larry Herms (513) 765-7092
 Traveling Secretary Gary Wahoff (513) 765-7009
 Stadium Great American Ball Park
 Capacity / Opened 42,319 / 2003

SERIES FACTS

Longest A's Winning Streak: 7, June 21, 2002-June 18, 2007
 Longest Reds Winning Streak: 1, June 19, 2007
 Last A's Series Sweep at Oakland (3 games): June 7-9, 2004
 Last A's Series Sweep at Cincinnati (3 games): June 21-23, 2002
 Most Runs in a Game by Oakland: 17, June 9, 2004 (17-8)
 Most Runs in a Game by Cincinnati: 8, June 9, 2004 (8-17)
 Widest Margin of Victory by Oakland: 11, June 7, 2004 (13-2)
 Widest Margin of Victory by Cincinnati: 3, June 19, 2007 (5-2)

SERIES BREAKDOWN

	W	L	PCT.
OAK vs. Reds (2002-07)	8	1	.889
Totals	8	1	.889
at the Coliseum	5	1	.833
at Great American Ballpark	0	0	—

2010 SCHEDULE

Dates	Site	Times
June 21-23	OAK	7:05, 7:05, 12:35

YEAR-BY-YEAR SERIES RESULTS

Year	Home	Road	Totals
2002	0-0	3-0	3-0
2004	3-0	0-0	3-0
2007	2-1	0-0	2-1
Totals	5-1	3-0	8-1

PITTSBURGH PIRATES



National League Central
 PNC Park at North Shore
 115 Federal Street
 Pittsburgh, PA 15212
Switchboard: (412) 323-5000
Press Box: (412) 325-4622
Media Relations: (412) 325-4728
Media Relations FAX: (412) 325-4413

Chairman of the Board Bob Nutting
 Senior Vice President, General Manager Neal Huntington
 Manager John Russell
 129-194 (2 seasons)
 Director, Media Relations Jim Trdinich (412) 323-4728
 Manager, Media Services Dan Hart (412) 325-4976
 Traveling Secretary Greg Johnson (412) 325-4715
 Stadium PNC Park
 Capacity / Opened 38,362 / 2001

SERIES FACTS

Longest A's Winning Streak: 6, June 18, 2002-present
 Longest Pirates Winning Streak: None
 Last A's Series Sweep at Oakland (3 games): June 11-13, 2004
 Last A's Series Sweep at Pittsburgh (3 games): June 18-20, 2002
 Most Runs in a Game by Oakland: 13, June 13, 2004 (13-3)
 Most Runs in a Game by Pittsburgh: 11, June 12, 2004 (11-12)
 Widest Margin of Victory by Oakland: 10, June 13, 2004 (13-3)
 Widest Margin of Victory by Pittsburgh: None

SERIES BREAKDOWN

	W	L	PCT.
OAK vs. Pirates (2002-04)	6	0	1.000
Totals	6	0	1.000
at the Coliseum	3	0	1.000
at PNC Park	3	0	1.000

2010 SCHEDULE

Dates	Site	Times
June 25-27	OAK	7:05, 6:05, 1:05

YEAR-BY-YEAR SERIES RESULTS

Year	Home	Road	Totals
2002	0-0	3-0	3-0
2004	3-0	0-0	3-0
Totals	3-0	3-0	6-0

ST. LOUIS CARDINALS



National League Central
 Busch Stadium
 700 Clark Street
 St. Louis, MO 63102
Switchboard: (314) 345-9600
Press Box: (314) 345-9600
Media Relations: (314) 345-9600
Media Relations FAX: (314) 345-9530

Chairman of the Board, General Partner William O. DeWitt, Jr.
 Vice President, General Manager John Mozeliak
 Manager Tony La Russa
 2552-2217 (31 seasons overall)
 1232-1034 (14 seasons with St. Louis)
 Director, Media Relations Brian Bartow (314) 345-9313
 Manager, Media Relations & New Media Melody Yount (314) 345-9470
 Traveling Secretary C.J. Cherre (314) 345-9336
 Stadium Busch Stadium
 Capacity / Opened 43,975 / 2006

SERIES FACTS

Longest A's Winning Streak: 1, June 15, 2007
 Longest Cardinals Winning Streak: 3, June 15-17, 2004
 Last Cardinals Series Sweep at St. Louis (3 games): June 15-17 2004
 Most Runs in a Game by Oakland: 14, June 15, 2007 (14-3)
 Most Runs in a Game by St. Louis: 15, June 16, 2007 (15-6)
 Widest Margin of Victory by Oakland: 11, June 15, 2007 (14-3)
 Widest Margin of Victory by St. Louis: 9, June 16, 2007 (15-6)

SERIES BREAKDOWN

	W	L	PCT.
OAK vs. Cardinals (2004-07)	1	5	.167
Totals	1	5	.167
at the Coliseum	1	2	.333
at Busch Stadium (Old)	0	3	.000

2010 SCHEDULE

Dates	Site	Times
June 18-20	STL	5:15, 4:15, 11:15

YEAR-BY-YEAR SERIES RESULTS

Year	Home	Road	Totals
2004	0-0	0-3	0-3
2007	1-2	0-0	1-2
Totals	1-2	0-3	1-5

SAN FRANCISCO GIANTS



National League West
 AT&T Park
 24 Willie Mays Plaza
 San Francisco, CA 94107
 Switchboard: (415) 972-2000
 Press Box: (415) 972-2450/2451
 Media Relations: (415) 972-2445
 Media Relations FAX: (415) 947-2800

President Laurence M. Baer
 Senior Vice President, General Manager Brian R. Sabean
 Manager Bruce Bochy
 1182-1230 (15 seasons overall)
 231-255 (3 seasons with San Francisco)
 Senior Director, Broadcast Services Maria Jacinto (415) 742-2447
 Senior Director, Media Relations Jim Moorehead (415) 972-2449
 Senior Coordinator, Media Relations Matt Chisholm (415) 972-2441
 Assistant, Media Relations Eric Smith (415) 972-2443
 Coordinator, Team Travel Michael King (415) 972-1652
 Stadium AT&T Park
 Capacity / Opened 41,195 / 2000

SERIES FACTS

Longest A's Winning Streak: 7, June 8, 2007-June 27, 2008
 Longest Giants Winning Streak: 5, June 28, 2008-June 14, 2009
 Last A's Series Sweep at Oakland (3 games): June 24-26, 2005
 Last A's Series Sweep at San Francisco (3 games): June 13-15, 2008
 Last Giants Series Sweep at Oakland (3 games): None
 Last Giants Series Sweep at San Francisco (3 games): June 12-14, 2009
 Most Runs in a Game by Oakland: 16, June 26, 2005 (16-0)
 Most Runs in a Game by San Francisco: 15, June 30, 1997 (15-6)
 Widest Margin of Victory by Oakland: 16, June 26, 2005 (16-0)
 Widest Margin of Victory by San Francisco: 16, June 4, 2000 (18-2)

SERIES BREAKDOWN

	W	L	PCT.
OAK vs. Giants (1997-2009)	39	35	.527
Totals	39	35	.527
at the Coliseum	20	17	.541
at AT&T Park	15	15	.500

2010 SCHEDULE

Dates	Site	Times
May 21-23	OAK	7:05, 1:05, 1:05
June 11-13	SF	7:15, TBD, 1:05

2009 RECAP

Date	H-A	W-L	Score	Winner	Losers
6/12	A	L	0-3	LINCECUM	Mazzaro
6/13	A	L	2-5	Johnson	Outman
6/14	A	L	1-7	Cain	Anderson
6/22	H	W	5-1	Cahill	Sanchez
6/23	H	L	1-4	LINCECUM	Mazzaro
6/24	H	L	3-6	Johnson	Gonzalez
Totals	1-5	12-26			

YEAR-BY-YEAR SERIES RESULTS

Year	Home	Road	Totals	Year	Home	Road	Totals	Year	Home	Road	Totals
1997	1-1	1-1	2-2	2002	2-1	2-1	4-2	2007	2-1	3-0	5-1
1998	0-2	2-0	2-2	2003	2-1	1-2	3-3	2008	1-2	3-0	4-2
1999	2-1	1-2	3-3	2004	1-2	2-1	3-3	2009	1-2	0-3	1-5
2000	2-1	1-2	3-3	2005	3-0	1-2	4-2	Totals	20-17	19-18	39-35
2001	2-1	0-3	2-4	2006	1-2	2-1	3-3				

MAJOR LEAGUE BASEBALL DIRECTORY

Office of the Commissioner • 245 Park Avenue • New York, NY 10167 • (212) 931-7800

Senior Vice President, Public Relations: Richard Levin (212) 931-7878
 Vice President, Media Relations: Patrick Courtney (212) 931-7878
 Senior Vice President, Club Relations: Phyllis Merhige (212) 931-7616
 Senior Vice President, Club Relations & Scheduling: Katy Feeny (212) 931-7706





NATIONAL BASEBALL HALL OF FAME AND MUSEUM

25 Main Street, Cooperstown, New York 13326
Phone: (607) 547-7200 Fax: (607) 547-2044
Public Relations: (607) 547-0215
e-mail address: info@baseballhalloffame.org
Web site: baseballhall.org

Summer Hours: Memorial Day Weekend - Labor Day Weekend: 9 a.m. to 9 p.m.
Off-Season Hours: 9 a.m. to 5 p.m.
Holiday Closings: Thanksgiving Day, Christmas Day, and New Year's Day.

DIRECTORY: Jane Forbes Clark (Chairman), Joe Morgan (Vice Chairman), Jeff Idelson (President), Bill Haase (Senior Vice President), Sean Gahagan (Vice President, Retail Marketing & Licensing), Erik Strohl (Senior Director of Exhibits and Collections), Ken Meifert (Senior Director, Development), Brad Horn (Senior Director, Communications & Education), Jim Gates (Librarian), Tim Wiles (Research Director)
COMMUNICATIONS CONTACTS: Craig Muder (Comm. Director), Jackie Brown (Comm. Associate)

HALL OF FAME WEEKEND 2010: July 23-26

Induction Ceremony:
Sunday, July 25, 1:30 p.m. EDT, Clark Sports Center

HALL OF FAME CLASSIC

Sunday, June 20, 2 p.m., Doubleday Field;
For more information, visit baseballhall.org

ATHLETICS IN THE HALL OF FAME

A total of 36 players, managers and executives in the Hall of Fame spent some of their professional careers with the Philadelphia/Kansas City/Oakland Athletics, including 2010 Inductee Whitey Herzog, who played for the team in Kansas City in 1958-1960. Fourteen of the 36 spent the majority of their careers in an Athletics uniform, including Frank Baker (1908-1914), Chief Bender (1903-1914), Mickey Cochrane (1925-1933), Dennis Eckersley (1987-1995), Rollie Fingers (1968-1976), Jimmie Foxx (1925-1935), Lefty Grove (1925-1933), Rickey Henderson (1979-1984, 1989-1993, 1994-1995, 1998), Catfish Hunter (1965-1974), Reggie Jackson (1967-1975, 1987), Connie Mack (1901-1950), Eddie Plank (1901-1914), Al Simmons (1924-1932) and Rube Waddell (1902-1907). For a complete list of Philadelphia/Kansas City/Oakland Athletics in the Hall of Fame, visit the "Hall of Famers" team pages at www.baseballhall.org.

NOTABLE ATHLETICS ARTIFACTS IN COOPERSTOWN

- Ball pitched by Brad Ziegler on July 27, 2008, to record the out that set the mark for most innings pitched at the beginning of a major league career without allowing a run, and his spikes from the record-setting streak.
- Prototype ticket book for 2008 season.
- Jersey worn by pitcher Tim Hudson during the 2004 season.
- Ball hit by Scott Hatteberg for a game-winning home run in Oakland's AL record 20th straight win, in September 2002.
- Lineup card from American League-tying 19th consecutive win, in September 2002.
- Ball and glove from Randy Velarde's unassisted triple play on May 29, 2000; it was the 10th in history.
- Bat used by Mark McGwire in 1996 when he hit 52 home runs.
- Oakland A's cap worn by Dennis Eckersley on May 24, 1995, during his 300th career save.
- Spikes worn by Rickey Henderson while breaking Lou Brock's single-season stolen base record in 1982.
- Ball from Vida Blue's no-hit game on Sept. 21, 1970.
- Ball from Catfish Hunter's perfect game on May 8, 1968.



Brad Ziegler's spikes and ball.

A LOOK AHEAD TO 2011

Ballots for the 2011 Hall of Fame/BBWAA election will be distributed in early December with results from the voting scheduled to be announced in January 2011. A partial list of first-year candidates for election include: Carlos Baerga, Jeff Bagwell, Bret Boone, Kevin Brown, John Franco, Juan Gonzalez, Marquis Grissom, Charles Johnson, Al Leiter, Tino Martinez, Raul Mondesi, John Olerud, Rafael Palmeiro, B.J. Surhoff and Larry Walker. Historical voting data from all past BBWAA elections can be accessed at www.baseballhall.org or by contacting the Hall of Fame Public Relations department.

CONNECT TO COOPERSTOWN

- For up-to-the-minute news from Cooperstown, visit at www.baseballhall.org. Stay up-to-date on all the activity at the Hall of Fame's official Web site and through social networking at Facebook, LinkedIn and Twitter.
- If you would like to receive interesting stories and timely news items direct from the Hall of Fame and get the inside track on the latest happenings in Cooperstown, sign up for *Inside Pitch*. There's no cost to receive our weekly electronic newsletter in your e-mail box at home or work and it's easy to enroll. Just log on to www.baseballhall.org.
- If you have an interest in receiving *Around The Horn*, the Hall's monthly media newsletter, please send an e-mail to info@baseballhalloffame.org. Be sure to include your name, name of organization and e-mail address.

RESEARCH ASSISTANCE

The Hall of Fame is pleased to provide assistance in baseball research and members of the media are encouraged to utilize this valuable baseball resource whenever necessary by calling the Public Relations department at (607) 547-0215, or the Library Reference desk at (607) 547-0330.

PLAYER DEVELOPMENT



Chris Carter was named Texas League MVP in 2009 and also played for Team USA in the All-Star Futures Game.

ATHLETICS MINOR LEAGUE DIRECTORY

SCOUTING DIRECTORY

Director of Scouting	Eric Kubota
Director of Professional Scouting	Chris Pittaro
Director of Player Personnel	Billy Owens
Director of Latin American Operations	Raymond Abreu
Assistant Director of Scouting	Michael Holmes
Coordinator of International Operations/Baseball Operations Analyst	Dan Kantrovitz
Coordinator of Scouting	Sam Geaney
Coordinator of Latin American Scouting	Julio Franco
Major League Advance Scout	Joe Sparks
Special Assistant to the General Manager / Professional Scout	Randy Johnson
Professional Scouts	Will Schock, Bryn Alderson, Mike Ziegler, Jeff Bittiger, Craig Weissmann
National Cross Checker	Ron Vaughn
Western Cross Checker	Scott Kidd
Midwest Cross Checker	Steve Bowden

PLAYER DEVELOPMENT DIRECTORY

Director of Player Development	Keith Lieppman
Director of Minor League Operations	Ted Polakowski
Director of Baseball Administration	Pamela Pitts
Executive Assistant of Baseball Operations	Betty Shinoda
Minor League Roving Hitting Instructor	Greg Sparks
Minor League Roving Pitching Instructor	Gil Patterson
Minor League Roving Infield Instructor	Juan Navarrete
Minor League Roving Instructor	Ron Plaza
Special Instructor for Scouting and Player Development	Ruben Escalera
Coordinator of Medical Services	Larry Davis
Minor League Medical Coordinator	Jeff Collins
Minor League Strength and Conditioning Coordinator	Judd Hawkins
Minor League Pitching Rehab Coordinator	Garvin Alston
Minor League Video Coordinator	Mark Smith
Arizona Clubhouse Supervisor	Jessie Sotomayor
Arizona Clubhouse Manager	James Gibson
Arizona Clubhouse Staff	Chad Yaconetti
Arizona Grounds Keeper	Chad Huss
Administrative Assistant Player Development	Valerie Vander Heyden

TERRITORIAL SCOUTS

Name	Territory	Resides
Neil Avent	North Carolina, South Carolina, Virginia	Greensboro, NC
Yancy Ayres	Kansas, Oklahoma, Nebraska, Western Missouri, Arkansas	Topeka, KS
Armann Brown	Texas	Houston, TX
Marcus Cayenne	Tennessee, Kentucky, West Virginia	Nashville, TN
Jermaine Clark	Northern California, Northern Nevada	Livermore, CA
Jim Coffman	Washington, Idaho, Oregon, Montana, Western Canada	Portland, OR
Matt Higginson	Canada	Oakville, ON
Rick Magnante	Southern California, Hawaii	Sherman Oaks, CA
Eric Martins	Southern California	Diamond Bar, CA
Kevin Mello	Illinois, Iowa, Minnesota, Eastern Missouri, North Dakota, South Dakota, Wisconsin, Central Canada	Champaign, IL
Kelcey Mucker	Alabama, Louisiana, Mississippi	Baton Rouge, LA
Matt Ranson	Georgia, North Florida	Nicholasville, KY
Marc Sauer	New Jersey, Delaware, Connecticut, New England, Eastern New York, Eastern Pennsylvania	Cliffwood Beach, NJ
Trevor Schaffer	Florida	Belleair, FL
Jeremy Schied	Arizona, Colorado, New Mexico, Utah, Wyoming, Southern Nevada	Queen Creek, AZ
Rich Sparks	Indiana, Michigan, Ohio, Western New York and Western Pennsylvania	Macomb Township, MI
JT Stotts	Southern California	Moorpark, CA

INTERNATIONAL SCOUTS

Name	Territory
Dominican Republic	Juan Carlos De La Cruz, Angel Eusebio, Pablo Marmol, Amaruys Reyes
Venezuela	Ruben Barradas, Andri Garcia, Oswaldo Troconis, Juan Villanueva
Australia	Russell Spear
Europe	Tom Gillespie
South Korea	Lewis Kim
Taiwan	Adam Hislop

OAKLAND A'S SCOUTING ASSIGNMENTS



Bryn Alderson
Professional Scout



Neil Avent
NC, SC, VA



Yancy Ayres
KS, OK, NE, W.
MO, AR



Jeff Bittiger
Professional Scout



Steve Bowden
Midwest
Crosschecker



Armann Brown
TX



Marcus Cayenne
TN, KY, WV



Jermaine Clark
No CA, No NV



Jim Coffman
WA, ID, OR, MO,
Western Canada



Ruben Escalera
PR



Matt Higginson
Canada



Michael Holmes
Assistant Director
of Scouting



Scott Kidd
Western
Crosschecker



Rick Magnante
So CA, HI



Eric Martins
So CA



Kevin Mello
IL, IA, MN, E MO,
ND, SD, WI, Cent
Canada



Kelcey Mucker
AL, LA, MI



Matt Ranson
GA, N. Florida



Marc Sauer
NJ, DE, CT, New
Eng., E. NY, E. PA



Trevor Schaffer
FL



Jeremy Schied
AZ, CO, NM, UT,
WY, South. NV



Will Schock
Professional Scout



Rich Sparks
IN, MI, OH, West
NY, West PA



JT Stotts
Southern CA



Ron Vaughn
National
Crosschecker



Craig Weissmann
Professional Scout



Mike Ziegler
Professional Scout

ATHLETICS MINOR LEAGUE AFFILIATES

SACRAMENTO RIVER CATS (TRIPLE-A)

Raley Field
400 Ballpark Drive
West Sacramento, CA 95691
(916) 376-4700
FAX: 376-4710
www.rivercats.com



League: Pacific Coast League
Principal Owner/CEO: Susan Savage
President/General Manager/COO: Alan Ledford
Media Relations: Gabe Ross
gross@rivercats.com; (916) 376-4850
Media Relations: Nick Lozito
Manager: Tony DeFrancesco
Pitching Coach: Rick Rodriguez
Hitting Coach: Brian McArn
Trainer: Brad LaRosa

MIDLAND ROCKHOUNDS (DOUBLE-A)

Citibank Ballpark
5514 Champions Drive
Midland, TX 79706
(432) 520-2255
FAX: 520-8326
www.midlandrockhounds.org



League: Texas League
Principal Owners: Miles Prentice, Bob Richmond
President: Miles Prentice
General Manager: Monty Hoppel
Media Relations: Greg Bergman
gbergman@midlandrockhounds.org, (432) 520-2255
Manager: Darren Bush
Pitching Coach: Scott Emerson
Hitting Coach: Webster Garrison
Trainer: Justin Whitehouse

STOCKTON PORTS (SINGLE-A)

Banner Island Ballpark
404 West Fremont Street
Stockton, CA 95203
(209) 644-1900
FAX: 644-1931
www.stocktonports.com



League: California League
Chairman/CEO: Tom Volpe
General Manager: Pat Filippone
Media Relations: Kristin Pratt
kpratt@stocktonports.com; (209) 644-1923
Manager: Steve Scarson
Pitching Coach: Don Schulze
Hitting Coach: Tim Garland
Trainer: Nate Brooks

KANE COUNTY COUGARS (SINGLE-A)

Philip B. Elfstrom Stadium
34W002 Cherry Lane
Geneva, IL 60134
(630) 232-8811
FAX: 232-8815
www.kccougars.com
League: Midwest League
President: Mike Woleben
Vice President: Mike Murtaugh
General Manager: Jeff Sedivy
Assistant General Managers: Jeff Ney, Curtis Haug
Media Relations: Shawn Touney
stouney@kanecountycougars.com; (630) 232-8811 x6243
Manager: Aaron Nieckula
Pitching Coach: Jimmy Escalante
Hitting Coach: Haas Pratt
Trainer: Brian Thorson



VANCOUVER CANADIANS (SHORT A)

Nat Bailey Stadium
4601 Ontario Street
Vancouver, BC V5V 2H4
(604) 872-5232
FAX: 872-1714
www.canadiansbaseball.com
League: Northwest League
Principal Owners: Jake Kerr, Jeff Mooney
President and Partner: Andy Dunn
General Manager: Jason Takefman
Media Relations: Rob Fai
rfai@canadiansbaseball.com; (604) 872-5232 x340
Manager: Rick Magnante
Pitching Coach: Craig Lefferts
Hitting Coach: Casey Myers
Trainer: Travis Tims



ARIZONA A'S (ROOKIE)

Papago Park Baseball Complex
1802 North 64th Street
Phoenix, AZ 85008
(480) 949-5951
FAX: 945-0557
League: Arizona League
Manager: Marcus Jensen
Pitching Coach: Ariel Prieto
Hitting Coach: Juan Dilone
Trainer: Chris Lessner



MINOR LEAGUE FIELD STAFF

GREG SPARKS

Minor League Roving Hitting Instructor



Greg Sparks enters his seventh season as the organization's minor league roving hitting instructor. He previously served as a manager in the A's minor league system for six years, compiling a 359-352-1 record during that span. Sparks managed at Double-A Midland in 2003, Single-A Modesto from 2000-02 and Single-A Southern Oregon of the Northwest League from 1998-99. He earned co-manager of the year honors in 1999 while with Southern Oregon. Sparks joined the A's organization as a coach at Single-A Visalia in 1997.

Originally a fifth-round January draft pick of the San Diego Padres in 1984 out of Mesa Community College, Sparks' playing career spanned 12 seasons and took him to 16 different cities in nine major league organizations. He also played for an independent team and the Mexico City Tigers. He was in the San Diego farm system for three seasons before signing with the A's organization as a free agent prior to the 1987 campaign. His only two stops at the Triple-A level came in 1991 and 1992, when he played 55 games for Buffalo and 23 games for Toledo, respectively. Sparks concluded his playing career in 1995 in the Atlanta farm system, batting .214 in 65 games at Double-A Greenville.

Sparks makes his offseason home in Phoenix, Ariz.

GIL PATTERSON

Minor League Roving Pitching Instructor



Gil Patterson returns for his fourth season as the A's minor league roving pitching instructor. Prior to joining the organization, Patterson spent two years as the pitching coach for the Yankees affiliate in the Gulf Coast Rookie League and served as the pitching coach for Triple-A Columbus in 2005. Patterson joined the Toronto Blue Jays in 2001 as the bullpen coach and served as their pitching coach from 2002-04 after spending the previous four seasons with the Arizona Diamondbacks as their minor league pitching coordinator.

Patterson joined the Oakland A's organization in 1991, coaching in the Arizona Rookie League in Scottsdale. He coached for the A's Single-A affiliate in Madison from 1992-93, Single-A West Michigan in 1994 and Rookie League Scottsdale A's in 1995 before serving as the roving minor league pitching instructor in 1996. He began his coaching career in Triple-A Columbus and Single-A Oneonta with the New York Yankees organization in 1984.

Patterson was the Yankees first selection of the secondary phase of the 1975 June draft. He made his professional debut in 1975 with Single-A Oneonta, leading the New York-Penn League in strikeouts (97). Patterson tossed a 1-0 no-hitter on June 28, 1976 with Double-A West Haven before being promoted to Triple-A Syracuse. He opened the 1977 season in Syracuse before making his major league debut with the Yankees at age 21. He appeared in 10 games (six starts) with the eventual World Series champions in 1977 while posting a 1-2 record and 5.45 ERA. Patterson suffered a torn rotator cuff and spent considerable time on the disabled list in 1978 and 1979. He pitched in the Yankees minor league system in 1980-81 and the San Francisco Giants organization in 1982 before having career-ending "Tommy John" surgery following Spring Training in 1983. In total, Patterson underwent eight operations during his career.

Patterson makes his offseason home in Odessa, Fla. with his wife, Jan. The couple has four children — Brandy, Raquel, Kyle and G.T.

JUAN NAVARRETE

Minor League Roving Infield Instructor

Juan Navarrete enters his seventh season as the A's minor league roving infield instructor after serving two years as the organization's minor league roving hitting instructor. Navarrete spent the previous seven seasons as a minor league manager and compiled a 390-338 record during that span. In his first two seasons as a manager for the A's Arizona Rookie League team (1995-97), he earned manager and co-manager of the year honors after guiding the team to a first- and second-place finish, respectively. Navarrete was promoted to Single-A Modesto in 1998 and took over the managerial duties at Single-A Visalia in 1999, where he guided the Oaks to playoff appearances in two of his three seasons.

A former infielder, Navarrete's playing career spanned 21 years (1970-90). He spent the majority of his career with the Saltillo Saraperos of the Mexican League as a player (1970-71; 78-82) and as a player-manager (1983-85). Navarrete was an eight-time All-Star and a member of Saltillo's 1980 championship squad. He also played six seasons in the Montreal organization (1972-77). Navarrete spent his winters in the Mexican-Pacific Winter League (1972-90) and is among the all-time leaders in various statistical categories. In 1998, Navarrete was inducted into the Mexican Baseball Hall of Fame.

Navarrete makes his home in Saltillo, Mexico with his wife, Maria, and two daughters, Airam and Ana.



RON PLAZA

Minor League Roving Instructor

Ron Plaza begins his 28th season as the A's minor league roving instructor. He joined the Oakland organization in 1983 after 14 years in the Cincinnati Reds (1970-83) organization. Plaza was the Reds minor league roving instructor from 1970-77 before serving on the Major League coaching staff for six seasons (1978-83). He managed on various levels in the Cardinals chain from 1963-68, and was named Florida State League manager of the year in 1967. In 1969, he worked as a base coach for the Seattle Pilots.

A former infielder, Plaza played in the St. Louis Cardinals minor league system for 12 seasons (1951-62), including six years on the Triple-A level.

Plaza makes his offseason home in St. Petersburg, Fla.



SACRAMENTO RIVER CATS

TONY DEFRANCESCO

Manager

Tony DeFrancesco enters his seventh season as manager at Triple-A Sacramento. He served as manager of the River Cats from 2003-07 before spending 2008 on the A's major league coaching staff as the third base coach. He returned to Sacramento last season.

DeFrancesco has compiled a 499-364 record with the River Cats. He's won five Pacific Coast League Southern Division titles and three PCL titles (2003-04; 2007). He was named the PCL Manager of the Year and Sporting News Minor League Manager of the Year in 2003 after posting a 92-52 regular season record and going 6-0 in the postseason en route the championship.

DeFrancesco has compiled a 1021-888 (.535) record in 15 seasons as a manager in the A's minor league system. After making his managerial debut in 1994 with the A's affiliate in the Arizona Rookie League, he spent the next two seasons as the skipper of short-season Single-A Southern Oregon. DeFrancesco spent the 1997 and 1998 seasons at Single-A Visalia where he guided the Oaks to appearances in the California League playoffs each season. DeFrancesco managed Double-A Midland from 1999-2002. Prior to his first minor league managerial job in 1994, he served as a coach at Southern Oregon and a roving catching instructor for two seasons.



A catcher during his playing career, DeFrancesco was a ninth-round selection of the Boston Red Sox in the 1984 June draft and spent eight seasons in the minor leagues with both the Boston and Cincinnati organizations. His best season came in 1984 at Elmira when he led the club with a .299 batting average and was named to the New York-Penn League All-Star team. DeFrancesco is a 1981 graduate of Suffern High School in New York, where he was a teammate of former A's shortstop Walt Weiss, and played three seasons at Seton Hall University.

Tony and his wife, Adriene, make their offseason home in Mesa, Ariz. with their two children, Anthony IV and Genevieve.

MANAGERIAL RECORD

Year	Team	League	Record	Finish
1994	A's (Rookie)	Arizona League	32-24	T2nd
1995	Southern Oregon (Short A)	Northwest League	33-43	4th
1996	Southern Oregon (Short A)	Northwest League	29-47	4th
1997	Visalia (A)	California League	71-69	3rd/2nd
1998	Visalia (A)	California League	67-73	T2nd/2nd
1999	Midland (AA)	Texas League	74-66	2nd/2nd
2000	Midland (AA)	Texas League	70-69	3rd/3rd
2001	Midland (AA)	Texas League	71-69	2nd/4th
2002	Midland (AA)	Texas League	75-64	3rd/2nd
2003	Sacramento (AAA)	Pacific Coast League	92-52	1st
2004	Sacramento (AAA)	Pacific Coast League	79-65	1st
2005	Sacramento (AAA)	Pacific Coast League	80-64	1st
2006	Sacramento (AAA)	Pacific Coast League	78-66	2nd
2007	Sacramento (AAA)	Pacific Coast League	84-60	1st
2009	Sacramento (AAA)	Pacific Coast League	86-57	1st
Totals			1021-888	

1997 Playoffs: Defeated by San Bernardino 2-0 in first round of California League Playoffs

1998 Playoffs: Defeated by Lake Elsinore 2-0 in first round of California League Playoffs

2003 Playoffs: Pacific Coast League Champions; defeated Edmonton 3-0 in conference series, defeated Nashville 3-0 in championship series

2004 Playoffs: Pacific Coast League Champions; defeated Portland 3-1 in conference series, defeated Iowa 3-0 in championship series

2005 Playoffs: Defeated by Tacoma 3-2 in the Pacific Conference finals

2007 Playoffs: Pacific Coast League Champions; defeated Salt Lake 3-2 in conference series; defeated New Orleans 3-0 in Championship series; defeated International League Champion Richmond Braves in Triple-A Championship game

2009 Playoffs: Defeated by Memphis 3-0 in Pacific Coast League championship series; defeated Tacoma 3-1 in conference series

RICK RODRIGUEZ

Pitching Coach

Rick Rodriguez enters his 10th season as pitching coach for the River Cats (2000-02; 2004-08). In 2003, he served as manager of Single-A Modesto and led the A's to the California League playoffs as the Wild Card selection after posting a 74-66 regular-season record.

Rodriguez played parts of four seasons in the major leagues with Oakland (1986-87), Cleveland (1988) and San Francisco (1990), compiling a 3-4 record with a 5.72 ERA in 31 career games. He was a second-round selection of the A's in the 1981 June draft.

An East Bay native, Rodriguez was born in Oakland and graduated from Castro Valley High School in 1978. He attended Chabot Junior College in Hayward and the University of California, Riverside.

Rodriguez currently resides in Folsom, Calif.



BRIAN MCARN

Hitting Coach



Brian McArn returns for his sixth season as hitting coach at Sacramento after serving in the same capacity at Double-A Midland in 2004. McArn spent the previous six years with Single-A Modesto of the California League. Prior to joining the A's organization, he spent one season as the hitting coach for the Single-A Vermont Expos in the New York-Penn League. McArn began his coaching career at American River Junior College in Sacramento, where he served as an assistant coach.

Selected in the 26th round of the 1991 June draft, McArn spent two seasons in the A's organization before injuries ended his career in 1992.

McArn makes his off-season home in Elk Grove, Calif.

2009 SACRAMENTO SEASON SUMMARY

League: Pacific Coast League (16 teams).

Team Record: Finished 86-57 (1st/—) overall in the Pacific Southern Division.

Playoffs: Defeated Tacoma 3-1 in conference series...was defeated by Memphis 3-0 in the PCL championship series...Adrian Cardenas hit .370 (10 for 27) with seven runs scored, three doubles, three RBI, three walks and four strikeouts in seven playoff games...Chris Carter went 8 for 27 (.296) with six runs, one double, four home runs, six RBI, four walks and eight strikeouts in seven games...Chris Denorfia went 9 for 29 (.310) with six runs, three doubles, five RBI, four walks and three strikeouts in seven games...Tommy Everidge went 8 for 29 (.276) with three runs, one double, seven RBI, three walks and five strikeouts in seven games...Brett Wallace hit .276 (8 for 29) with three runs, a triple, two home runs, seven RBI, two walks and three strikeouts in seven games...Chris Gissell went 1-1 with a 2.38 ERA (3 er in 11.1 ip) in two playoff starts.

Team Honors: Led the Pacific Coast League in attendance for the 10th consecutive season.

Individual Honors: Vin Mazzaro was named PCL pitcher of the week May 11-18 and May 18-25, Everidge named PCL player of the week July 13-20 and Matt Carson named player of the week from August 24-31...Carson was named the River Cats 2009 Best Offensive Player and Best Defensive Player of the Year...Jay Marshall, Eric Munson and Eric Patterson were named to the PCL Midseason All-Star team

Individual Notes: Patterson set a River Cats franchise record with 43 stolen bases (previous: 39 by Bo Porter in 2000) and was just the second player in River Cats history to have at least 10 home runs, triples, doubles and steals in a season (also, Mark Bellhorn in 2000)...Henry Rodriguez finished with 71 strikeouts in 43.2 ip (14.6 k/9).

Team League Rankings: Sacramento ranked seventh in the PCL in batting average (.273), runs scored (753) and hits (1368), was tied for second in home runs (150), ranked fifth in stolen bases (128) and slugging percentage (.436) and finished sixth in on-base percentage (.342), walks (509) and strikeouts (1002)...River Cats pitchers ranked sixth in the PCL in ERA (4.30), 13th in hits (1280), tied for second in saves (42), 11th in home runs allowed (116), allowed the most walks in the league (567) and finished with the third most strikeouts (1038).

Individual League Rankings: Carson tied for sixth in the PCL with 25 home runs...Patterson finished second in the league in triples (11) and stolen bases (43), fourth in runs scored (91), seventh in total bases (230) and ninth in hits (143).

ORGANIZATIONAL PLAYER AND PITCHER OF THE YEAR

1995	Steve Cox, Derek Manning	2003	Graham Koonce, Rich Harden
1996	D.T. Cromer, Willie Adams	2004	Dan Johnson, Jairo Garcia
1997	Ben Grieve, Brad Rigby	2005	Andre Ethier, Dallas Braden
1998	Eric Chavez, Jay Witasick	2006	Jeff Baisley, Jason Windsor
1999	Adam Platt, Tim Hudson	2007	Daric Barton, Trevor Cahill
2000	Jose Ortiz, Barry Zito	2008	Chris Carter, Trevor Cahill
2001	Esteban German, Mario Ramos	2009	Chris Carter, Pedro Figueroa
2002	Graham Koonce, Rich Harden		

2009 SACRAMENTO FINAL STATISTICS

BATTERS	AVG	G	AB	R	H	2B	3B	HR	RBI	SH	SF	HP	BB	IBB	SO	SB	CS	DP	SLG	OBP	E
Baisley, Jeff	.248	98	355	44	88	21	1	9	38	2	3	5	26	3	82	2	0	8	.389	.306	8
Barton, Daric	.261	70	253	48	66	21	1	9	48	2	4	9	45	2	43	1	0	2	.458	.386	4
Buck, Travis	.272	62	232	37	63	13	3	5	29	2	4	5	23	1	44	3	1	2	.418	.345	0
Cardenas, Adrian	.251	51	183	23	46	15	2	1	24	2	3	2	17	0	29	3	2	4	.372	.317	8
Carson, Matt	.264	118	440	68	116	29	3	25	77	4	5	6	38	1	94	15	4	6	.514	.327	0
Carter, Chris	.259	13	54	7	14	2	0	4	14	0	1	0	3	0	14	0	1	1	.519	.293	1
Chen, Yung Chi	.283	27	92	13	26	2	0	1	8	1	0	0	10	0	18	4	0	4	.337	.353	1
Cobb, Larry	.240	10	25	2	6	3	0	0	2	0	0	0	1	0	7	0	0	0	.360	.269	1
Copeland, Ben	.500	1	4	0	2	0	0	0	1	0	0	0	0	0	0	0	1	0	.500	.500	0
Cunningham, Aaron	.302	83	334	62	101	24	1	11	48	1	2	5	33	0	74	11	4	5	.479	.372	2
Denorifa, Chris	.271	107	432	62	117	18	5	9	49	4	6	1	31	0	52	15	6	15	.398	.317	3
Doolittle, Sean	.267	28	105	17	28	5	1	4	14	0	0	1	15	1	23	0	1	1	.448	.364	0
Ellis, Mark	.182	8	33	2	6	1	0	0	3	0	0	0	0	0	2	0	0	2	.212	.182	0
Everidge, Tommy	.368	52	201	39	74	15	1	12	41	0	4	1	23	0	34	0	0	7	.632	.428	2
Galarraga, Joel	.357	13	42	9	15	3	1	0	6	1	0	1	6	0	10	0	1	1	.476	.449	1
Hannah, Jack	.222	21	81	8	18	7	0	2	11	0	0	0	7	0	27	0	1	0	.383	.284	3
Munson, Eric	.265	99	351	50	93	22	2	13	68	1	6	3	54	2	71	0	1	10	.450	.362	3
Padron, Raul	.214	5	14	2	3	0	0	0	2	0	0	0	2	0	7	0	0	0	.214	.313	0
Patterson, Eric	.307	110	466	91	143	29	11	12	56	6	4	2	52	3	81	43	6	2	.494	.376	9
Pennington, Cliff	.264	99	360	48	95	22	3	3	40	6	4	2	45	1	54	27	4	2	.367	.345	19
Petit, Gregorio	.244	98	357	45	87	18	0	5	32	7	7	1	26	2	83	0	2	15	.336	.292	14
Putnam, Danny	.245	39	143	14	35	3	1	4	21	1	1	0	10	1	31	1	1	2	.364	.292	0
Recker, Anthony	.261	78	272	30	71	11	2	12	45	3	1	2	28	0	80	2	0	4	.449	.333	7
Valdez, Alex	—	1	0	0	0	0	0	0	0	0	0	0	0	0	0	0	0	0	—	—	0
Wallace, Brett	.302	44	182	32	55	10	0	9	28	0	2	5	14	4	40	1	1	5	.505	.365	7
Team Total	.273	143	5013	753	1368	298	38	150	705	43	57	51	509	21	1002	128	37	98	.436	.342	109

PITCHERS	W	L	ERA	G	GS	CG	SHO	SV	VO	IP	H	R	ER	HR	HB	BB	IBB	SO	WP	BK	AVG
Banwart, Travis	0	1	10.50	1	1	0	0	0	0	6.0	11	7	7	0	0	1	0	5	0	0	.440
Benacka, Michael	0	1	1.98	10	0	0	0	0	0	13.2	6	3	3	0	3	6	0	18	4	0	.133
Blevins, Jerry	5	3	3.84	45	0	0	0	2	6	63.1	65	28	27	5	4	18	4	62	3	0	.271
Cameron, Kevin	2	1	2.77	10	0	0	0	1	2	13.0	7	5	4	0	0	11	0	14	1	0	.159
Carson, Matt	0	0	10.50	6	0	0	0	0	0	6.0	11	8	7	2	0	3	0	1	3	0	.379
Casilla, Santiago	0	0	0.00	1	1	0	0	0	0	1.0	0	0	0	0	0	0	0	0	0	0	.000
Chacon, Shawn	8	4	6.29	14	12	0	0	0	0	73.0	77	55	51	13	6	42	0	53	5	1	.271
Cramer, Bobby	1	1	6.43	6	1	0	0	0	1	14.0	24	11	10	0	0	8	2	14	0	0	.387
Demel, Sam	2	3	3.62	28	0	0	0	3	6	32.1	27	14	13	1	21	4	33	5	0	.225	
Duchscherer, Justin	0	0	0.00	1	1	0	0	0	0	4.0	2	0	0	0	0	1	0	3	0	0	.143
Eveland, Dana	8	6	4.94	21	21	0	0	0	0	124.0	133	79	68	12	5	51	0	92	8	0	.273
Friend, Justin	0	0	13.50	1	0	0	0	0	0	1.1	2	2	2	0	2	1	0	3	0	0	.333
Gallagher, Sean	1	0	1.74	5	5	0	0	0	0	20.2	12	5	4	0	1	6	0	15	1	0	.167
Giese, Dan	1	0	2.25	1	0	0	0	0	0	4.0	3	1	1	0	0	0	0	2	0	0	.231
Gissell, Chris	0	1	3.52	2	2	0	0	0	0	7.2	10	4	3	0	1	2	0	5	1	0	.323
Gonzalez, Edgar	3	2	5.22	7	7	0	0	0	0	39.2	48	23	23	4	1	16	1	27	2	0	.300
Gonzalez, Gio	4	1	2.51	12	12	0	0	0	0	61.0	42	21	17	5	3	34	2	71	6	0	.194
Gordon, Derrick	0	0	5.40	1	0	0	0	0	0	1.2	1	1	1	0	0	2	0	2	1	0	.167
Gray, Jeff	2	2	1.54	37	0	0	0	16	17	41.0	30	8	7	2	2	6	1	22	1	0	.200
Haigwood, Daniel	0	0	3.38	1	0	0	0	0	0	5.1	6	3	2	0	1	2	0	3	0	0	.261
Hampson, Justin	0	0	5.40	4	0	0	0	0	0	6.2	6	4	4	2	0	0	0	5	0	0	.222
Hernandez, Carlos	0	0	0.00	1	0	0	0	0	0	3.1	2	0	0	0	1	0	5	0	0	0	.182
Hodsdon, Scott	0	0	4.32	2	1	0	0	0	0	8.1	9	4	4	1	0	4	0	2	0	0	.273
Kilby, Brad	4	2	2.13	45	0	0	0	2	3	63.1	40	15	15	5	2	24	1	77	5	0	.179
Lansford, Jared	0	1	9.00	8	0	0	0	0	0	11.0	13	12	11	2	1	12	3	1	2	0	.289
Marshall, Jay	5	3	3.20	50	0	0	0	7	9	50.2	53	23	18	2	1	15	4	30	5	0	.280
Mazzaro, Vin	2	2	2.38	10	9	0	0	0	0	56.2	42	17	15	2	6	17	1	44	5	0	.205
Meloan, Jon	0	0	0.00	3	0	0	0	0	0	3.0	0	0	0	0	0	2	0	1	0	0	.000
Mortensen, Clay	2	2	4.45	6	6	0	0	0	0	32.1	40	20	16	2	0	14	0	18	2	0	.310
Padron, Raul	0	0	0.00	1	0	0	0	0	0	1.0	1	0	0	0	1	0	0	0	0	0	.333
Patterson, Scott	0	1	2.08	7	0	0	0	0	0	8.2	9	5	2	2	0	4	0	8	1	0	.273
Reineke, Chad	9	4	4.75	30	22	0	0	2	2	125.0	134	73	66	17	5	52	2	91	9	0	.272
Rodriguez, Henry	2	1	5.77	37	0	0	0	4	7	43.2	38	28	28	4	0	38	2	71	8	0	.228
Schroder, Chris	3	1	2.22	45	1	0	0	3	6	56.2	36	20	14	4	2	37	0	46	2	1	.180
Sharpe, Steven	3	0	6.00	11	1	0	0	0	0	18.0	19	12	12	3	1	10	0	10	1	0	.268
Simmons, James	7	7	5.72	23	22	1	0	0	0	119.2	139	81	76	8	4	47	3	81	7	0	.292
Storey, Mickey	0	0	0.00	2	0	0	0	0	0	3.0	0	0	0	0	0	0	0	4	0	0	.000
Tomko, Brett	0	0	7.94	3	2	0	0	0	0	5.2	9	6	5	0	1	2	0	8	1	0	.346
Webb, Ryan	7	1	4.34	31	2	0	0	2	4	45.2	57	22	22	3	2	15	2	39	0	1	.313
Williams, Jerome	5	6	5.58	27	14	0	0	0	1	101.2	116	66	63	15	9	41	2	52	0	1	.297
Team Total	86	57	4.30	143	143	1	5	42	64	1296.2	1280	686	620	116	64	567	34	1038	89	4	.259

PLAYER DEVELOPMENT

2010 SACRAMENTO SCHEDULE

APRIL

8-11 at Portland
 12-15 at Tacoma
 16-19 Reno
 20-23 Portland
 24-27 at Las Vegas
 28 Off Day
 29-30 at Fresno

MAY

1-2 at Fresno
 3-6 Salt Lake
 7-10 Colorado Springs
 11-14 at Oklahoma City

15-18 at New Orleans
 19 Off Day
 20-23 Memphis
 24-27 Nashville
 28-31 at Reno

JUNE

1-4 Tacoma
 5-8 at Fresno
 9 Off Day
 10-13 at Portland
 14-17 Reno
 18-21 Salt Lake
 22-25 at Las Vegas

26-29 Tacoma
 30 Off Day

JULY

1-3 Fresno
 4-7 at Reno
 8-11 Portland
 12-14 All Star Break
 15-18 at Salt Lake
 19-22 at Colorado Springs
 23-26 at Tacoma
 27-30 Colorado Springs
 31 Las Vegas

AUGUST

1-3 Las Vegas
 4-7 at Albuquerque
 8-11 at Round Rock
 12 Off Day
 13-16 Omaha
 17-20 Iowa
 21-24 at Salt Lake
 25-29 Fresno
 30-31 Las Vegas

SEPTEMBER

1-2 Las Vegas
 3-6 at Colorado Springs

MIDLAND ROCKHOUNDS

DARREN BUSH

Manager

Darren Bush led Double-A Midland to a Texas League championship in his first year as manager in 2009. He previously served in the same capacity with the Stockton Ports for two seasons, guiding the team to a California League title in 2008.

Bush first joined the Athletics in 2005 as hitting coach at Stockton, a role he served in for two years. Prior to his stay in Stockton, Bush managed independent teams, spending 2004 with Quebec, 2003 with Berkshire and 2002 with Yuba-Sutter.

A former catcher, Bush spent three seasons in the minor leagues with San Diego (1999-2000) and Philadelphia (2001). Prior to signing as a minor league free agent in 1998, he played three seasons in the Frontier League.

Bush resides in Dunedin, Fla. during the offseason.



MANAGERIAL RECORD

Year	Team	League	Record	Finish
2007	Stockton (A)	California League	64-76	2nd/4th
2008	Stockton (A)	California League	76-64	2nd/3rd
2009	Midland (AA)	Texas League	78-62	2nd/3rd
Totals			218-202	

2008 Playoffs: California League Champions; defeated Modesto 2-1 in CL North Division series; defeated San Jose 3-2 in CL North Division Championship series; defeated Lancaster 3-1 in CL Championship series

2009 Playoffs: Texas League champions; defeated San Antonio 3-1 in division series; defeated Northwest Arkansas 3-1 in championship series

SCOTT EMERSON

Pitching Coach

Scott Emerson enters his eighth season as a pitching coach in the A's organization, his fourth with the RockHounds. He spent the previous four seasons with the organization's Single-A affiliates, spending 2005-06 with Stockton and the 2003-04 seasons with Modesto. Emerson previously served in the same capacity for three seasons in the Pittsburgh Pirates farm system, spending two seasons with the Rookie League club at Bradenton (2000-01) before moving to Single-A Williamsport in the New York-Penn League (2002).



Emerson was selected by Baltimore in the 40th round of the 1991 June draft. He played parts of four seasons in the Orioles farm system before being traded to Boston during the 1995 campaign. He was a 10-game winner with Single-A Albany in 1993 and retired as a player following the 1998 season.

Emerson and his wife, Jill, make their offseason home in Rockingham, N.C.

WEBSTER GARRISON

Hitting Coach

Webster Garrison is in his second year as the RockHounds hitting coach after spending the 2008 season as the team's skipper. This is his second stint as hitting coach, as he served in this capacity from 2005-2007 after managing the squad during the 2004 campaign.

Garrison has managed various teams in the A's minor league system for five years and has compiled a career record of 334-302 (.525). Garrison led Kane County to the first round of the Midwest League playoffs in 2003 and took Single-A Visalia to the California League wild card series in 2002. He began his managerial career at Vancouver in 2001.

A second-round selection of the Toronto Blue Jays in the 1983 June draft, Garrison spent seven seasons of his 16-year playing career in the Blue Jays farm system. He signed with the Oakland organization as a free agent on April 4, 1991 and batted a career-best .303 with seven home runs and 73 RBI for Triple-A Tacoma in 1993. Garrison then spent the next two seasons at Triple-A Colorado Springs before returning to the A's organization in 1996. He made his major league debut with the A's on August 2, 1996 and appeared in five games. He spent the 1997 season at Triple-A Edmonton and 1998 season at Double-A Huntsville before assuming a role as player-coach in 1999.

A native of Marrero, La., Garrison makes his offseason home in Marrero, La.



2009 MIDLAND SEASON SUMMARY

League: Texas League (eight teams).

Team Record: Finished 37-33 (2nd/-2.0) first half...41-29 (1st/—) second half...78-62 overall (1st/--) in the Texas League Southern Division.

Playoffs: The RockHounds won their third Texas League Championship in franchise history and their second outright title...defeated San Antonio 3-1 in the TL division series and took the series 3-1 against Arkansas in the championship series...Tyson Ross went 1-0 with a 1.46 ERA (2 er in 12.1 ip), recording 19 strikeouts in two playoff games...Kyle Middleton went 2-0 with a 2.19 ERA (3 in 12.1 ip) with eight strikeouts in two games...Shane Peterson hit .433 (13 for 30) with five runs, three doubles, two home runs, six RBI, four walks and five strikeouts in eight games...Jemile Weeks went 9 for 31 (.290) with three runs, a double, two home runs, eight RBI, four walks and seven strikeouts in eight games...Corey Wimberly hit .297 (11 for 37) with four runs, a triple, two walks and four strikeouts in eight games.

Individual Honors: Carter was named the Texas League Player of the Year...Darren Bush was named the TL Manager of the Year, marking the second time Midland has garnered Player of the Year and Manager of the Year in the same season (also, Andre Ethier and Von Hayes in 2005)...Danny Putnam was named TL player of the week April 27-May 4; Corey Brown May 4-11; Bobby Cramer was named TL pitcher of the week May 18-25 and Jason Fernandez June 1-8; Carter was named player and Arnold Leon and Fernandez TL co-pitchers of the week July 27-Aug 3; Kyle Middleton was named pitcher of the week August 10-17; Carter and Matthew Spencer co-players of the week and Travis Banwart pitcher of the week August 3-10; Carter also garnered TL player of the week honors August 17-24 and Middleton TL pitcher of the week honors August 24-31...Graham Godfrey, Jason Fernandez, Michael Benacka, Sam Demel, Travis Banwart, Josh Donaldson, Carter, Cardenas, Everidge, Joshua Horton and Corey Brown were named to the TL midseason All-Star Team...Cardenas, Godfrey and Carter were named to the 2009 TL Postseason All-Star Team.

Team League Rankings: Midland led the TL in batting average (.288), slugging (.427), on-base percentage (.366), runs scored (811) and hits (1419), ranked sixth in home runs (103), led the league in walks (576), ranked fourth in strikeouts (887) and third in stolen bases (133)...RockHounds' pitchers finished last in the league in ERA (4.63), allowed the most hits (1379), ranked third in saves (37), allowed the least number of home runs (80), yielded the second most walks (533) and finished sixth in strikeouts (888).

Individual League Rankings: Carter led the TL in runs scored (108), doubles (41), total bases (282), walks (82), on-base percentage (.435) and slugging percentage (.576), ranked second in hits (165), home runs (24) and batting average (.337) and third in RBI (101)... Donaldson finished second in the TL in

Midland Rockhounds, continued

doubles (37), third in walks (80) and fifth in RBI (91)...Archie Gilbert tied for third in the league in runs scored (81) and ranked sixth in stolen bases (29)...Godfrey led the TL in innings pitched (159.1), tied for third in wins (11), ranked fifth in strikeouts (110) and seventh with a 3.50 ERA... Horton ranked fifth in the TL in runs scored (80).

2009 MIDLAND FINAL STATISTICS

BATTERS	AVG	G	AB	R	H	2B	3B	HR	RBI	SH	SF	HP	BB	IBB	SO	SB	CS	DP	SLG	OBP	E
Affronti, Michael	.243	52	189	20	46	6	0	3	21	2	3	5	12	0	26	1	2	3	.323	.301	13
Brown, Corey	.268	66	250	46	67	20	4	9	43	0	0	4	27	0	69	5	2	5	.488	.349	2
Cardenas, Adrian	.326	79	325	56	106	26	2	3	55	3	6	1	38	1	44	5	4	16	.446	.392	11
Carter, Chris	.337	125	490	108	165	41	2	24	101	0	10	11	82	2	119	13	5	11	.576	.435	7
Chen, Yung Chi	.324	17	68	12	22	6	0	0	10	0	0	0	7	0	9	2	0	2	.412	.387	3
Donaldson, Josh	.270	124	455	67	123	37	1	9	91	3	2	1	80	2	92	7	2	17	.415	.379	20
Everidge, Tommy	.306	55	229	41	70	18	0	8	53	0	1	0	28	0	34	0	1	6	.489	.380	6
Gilbert, Archie	.283	119	449	81	127	16	5	3	39	1	1	13	61	0	52	29	15	12	.361	.384	5
Herrera, Javier	.000	1	2	0	0	0	0	0	0	0	0	0	0	0	0	0	0	0	.000	.000	1
Horton, Joshua	.263	125	510	80	134	21	6	5	62	2	7	1	65	0	65	9	3	12	.357	.343	23
Ortiz, Gabriel	.280	8	25	4	7	2	0	1	8	0	2	0	0	0	5	2	0	0	.480	.259	3
Padron, Raul	.275	39	138	13	38	9	0	2	17	1	2	2	11	0	25	0	0	6	.384	.333	3
Peterson, Shane	.273	39	154	16	42	10	0	3	17	1	2	2	13	0	32	4	0	5	.396	.333	5
Putnam, Danny	.301	30	123	28	37	7	0	7	22	0	0	0	16	0	26	4	1	1	.528	.381	1
Recker, Anthony	.298	16	57	11	17	4	0	3	9	0	0	0	8	0	22	0	0	1	.526	.385	3
Spencer, Matthew	.294	93	371	59	109	29	3	9	62	0	5	7	26	1	75	2	3	3	.461	.347	6
Sulentic, Matthew	.288	113	413	60	119	21	5	7	52	1	6	4	35	1	103	21	9	11	.414	.345	6
Valdez, Alex	.280	77	275	43	77	15	5	5	46	1	3	1	33	3	42	4	3	12	.425	.356	14
Weeks, Jemile	.238	30	105	10	25	5	0	2	13	4	3	1	10	0	16	4	0	0	.343	.303	3
Wimberly, Corey	.296	70	297	56	88	10	3	0	28	3	3	9	24	2	31	21	8	10	.350	.363	13
Team Total	.288	140	4925	811	1419	303	36	103	749	22	56	62	576	12	887	133	58	133	.427	.366	159

PITCHERS	W	L	ERA	G	GS	CG	SHO	SV	SVO	IP	H	R	ER	HR	HB	BB	IBB	SO	WP	BK	AVG
Affronti, Michael	0	0	9.00	1	0	0	0	0	0	1.0	1	1	0	1	1	0	0	0	0	0	0.250
Banwart, Travis	10	5	4.89	27	27	0	0	0	0	140.0	165	87	76	13	4	44	1	77	13	0	.290
Barone, Daniel	0	2	9.50	4	4	0	0	0	0	18.0	31	21	19	2	1	5	0	9	0	0	.392
Bell, Kristian	1	2	8.67	9	7	0	0	0	0	27.0	50	29	26	2	1	18	1	12	4	0	.403
Benacka, Michael	3	0	2.74	45	0	0	0	4	8	65.2	52	21	20	0	2	32	2	72	8	0	.218
Cramer, Bobby	3	4	3.35	12	8	0	0	0	0	43.0	48	29	16	1	2	13	0	39	3	0	.274
Day, Dewon	0	0	9.15	16	0	0	0	0	0	20.2	31	25	21	1	1	16	2	22	4	0	.348
Demel, Sam	0	2	0.61	27	0	0	0	11	12	29.1	23	5	2	1	0	9	1	26	1	0	.209
Dowdy, Justin	3	0	5.21	14	0	0	0	0	1	19.0	19	12	11	2	2	11	1	12	0	0	.253
Farley, Chris	1	3	9.22	11	5	0	0	0	0	27.1	42	34	28	6	1	25	1	13	7	0	.368
Fernandez, Jason	8	8	4.97	30	18	1	0	0	0	125.0	150	76	69	13	9	55	1	74	4	1	.308
Friend, Justin	1	0	7.71	9	0	0	0	1	1	9.1	12	8	8	1	0	7	0	11	2	0	.316
Garcia, Angel	2	0	3.99	21	0	0	0	1	1	38.1	38	18	17	1	1	25	1	31	3	0	.259
Glushon, Jason	1	0	10.43	5	0	0	0	0	0	14.2	22	17	17	2	2	5	1	9	1	1	.386
Godfrey, Graham	11	8	3.50	28	28	1	0	0	0	159.1	153	70	62	8	7	51	0	110	5	0	.248
Haigwood, Daniel	1	2	7.03	7	5	0	0	0	0	24.1	36	23	19	2	1	11	1	11	0	0	.346
Hernandez, Carlos	6	1	4.62	9	6	0	0	0	0	39.0	55	22	20	2	0	16	1	21	2	0	.348
Heuser, James	0	2	6.03	32	0	0	0	1	1	37.1	40	28	25	3	7	33	1	37	1	1	.286
Hornbeck, Ben	0	1	16.20	1	1	0	0	0	0	3.1	5	7	6	0	0	4	0	1	2	0	.385
Hunton, Jon	4	4	3.33	40	0	0	0	4	7	54.0	45	23	20	2	2	13	1	46	2	0	.225
Lansford, Jared	1	2	2.36	36	0	0	0	12	14	45.2	43	12	12	2	3	20	0	29	4	0	.253
Leon, Arnold	2	3	3.51	33	7	0	0	1	3	74.1	71	35	29	3	5	28	0	63	5	0	.247
Madsen, Michael	0	1	7.50	3	1	0	0	0	0	6.0	9	5	5	2	0	6	0	1	0	0	.360
Middleton, Kyle	5	2	2.69	9	9	1	1	0	0	60.1	47	20	18	3	1	13	0	38	2	0	.209
Padron, Raul	0	0	54.00	1	0	0	0	0	0	0.1	4	2	2	0	0	0	0	0	0	0	.800
Roquet, Rocky	1	3	5.37	43	0	0	0	1	4	58.2	79	39	35	4	1	26	2	46	5	0	.324
Ross, Tyson	5	4	3.96	9	9	1	0	0	0	50.0	40	22	22	3	1	20	0	31	4	0	.225
Sharpe, Steven	8	1	4.50	25	0	0	0	1	5	36.0	33	18	18	0	2	15	2	25	6	0	.256
Souza, Justin	0	2	10.35	5	5	0	0	0	0	20.0	32	28	23	1	2	10	0	13	1	1	.368
Storey, Mickey	1	0	0.00	4	0	0	0	0	0	7.2	3	0	0	0	1	1	0	9	0	0	.120
Team Total	78	62	4.63	140	140	4	12	37	57	1254.2	1379	737	646	80	60	533	20	888	89	4	.281

2010 MIDLAND SCHEDULE

APRIL

8-10 Arkansas
 11-13 Springfield
 14 Off Day
 15-17 at Arkansas
 18-20 at Springfield
 21 Off Day
 22-25 San Antonio
 26-29 at Corpus Christi
 30 at San Antonio

MAY

1-3 at San Antonio
 4-7 Corpus Christi
 8-11 at Frisco
 12 Off Day
 13-16 San Antonio

17-20 Frisco
 21-24 at Corpus Christi
 25 Off Day
 26-28 Tulsa
 29-31 NW Arkansas

JUNE

1 Off Day
 2-4 at Tulsa
 5-7 at NW Arkansas
 8 Off Day
 9-12 Corpus Christi
 13-16 at Frisco
 17-20 at San Antonio
 21-24 Frisco
 25-28 at San Antonio
 29-31 All Star Break

JULY

1-3 Arkansas
 4-6 Springfield
 7 Off Day
 8-10 at Arkansas
 11-13 at Springfield
 14 Off Day
 15-18 San Antonio
 19-22 at Corpus Christi
 23-26 San Antonio
 27-29 Frisco
 30-31 at Corpus Christi

AUGUST

1-2 at Corpus Christi
 3-5 at Frisco
 6-9 Corpus Christi

10 Off Day
 11-13 Tulsa
 14-16 NW Arkansas
 17 Off Day
 18-20 at Tulsa
 21-23 at NW Arkansas
 24-27 Corpus Christi
 28-30 at Frisco
 31 at San Antonio

SEPTEMBER

1-3 at San Antonio
 4-6 Frisco

STOCKTON PORTS


STEVE SCARSONE

Manager

Steve Scarsone enters his first season as manager at Single-A Stockton after holding the same position with Single-A Kane County in 2009. He previously logged managerial stints with Single-A South Bend (2001) and Single-A Lancaster (2002) in the Diamondbacks organization.

Scarsone played seven seasons as a major league utility infielder with Philadelphia (1992), Baltimore (1992), San Francisco (1993-96), St. Louis (1997) and Kansas City (1999). He enjoyed his best season in 1995, batting .266 with 11 home runs and 29 RBI for the Giants. Scarsone was originally drafted by Philadelphia in the 2nd round of the 1986 draft. He played six seasons in the minors before making his major league debut with the Phillies in 1992.

Scarsone makes his offseason home in Scottsdale, Ariz. with his wife, Becki. The couple has two children – a daughter, Leah, and son, Ty.



MANAGERIAL RECORD

Year	Team	League	Record	Finish
2001	South Bend (A)	Midwest League	70-66	4th/3rd
2002	Lancaster (A)	California League	63-77	5th/2nd
2009	Kane County (A)	Midwest League	76-64	1st/4th
Totals			209-207	

2001 Playoffs: Defeated Michigan 2-0 in quarterfinals; defeated Dayton 2-0 in semifinals; final series was abandoned due to attacks on September 11.

2002 Playoffs: Was defeated by Lake Elsinore 2-0 in quarterfinals

2009 Playoffs: Defeated by Burlington 2-0 in quarterfinals

DON SCHULZE

Pitching Coach

Don Schulze, a former first-round pick (1980, Cubs), begins his second season as pitching coach with Stockton after serving in the same capacity at Kane County for two years. He made his coaching debut with the A's entry in the Arizona Rookie League in 2006.

The former major league pitcher compiled a 15-25 record and 5.47 career ERA while playing for the Cubs (1983-84), Indians (1984-86), Mets (1987), Yankees (1989) and Padres (1989). From 1990-92, Schulze pitched for the Orix Blue Wave in Japan. He then closed out his career in 1993 with Minnesota's Triple-A affiliate.

Schulze makes his offseason home in Dixon, Ill. with his wife, Jeanne, and daughters, Sarah and Madeline.



PLAYER DEVELOPMENT

TIM GARLAND

Hitting Coach



Tim Garland returns for his fourth season as the Ports hitting coach after making his coaching debut in 2006 as the hitting coach at Kane County.

Garland played 15 seasons as a minor league outfielder after being drafted by the New York Yankees in 1989. He advanced as far as Double-A with the A's affiliate in Midland in 1999 after spending time with New York (1989-92), San Francisco (1996-98) and Baltimore (1998). He played in the independent leagues during the 1994-95 seasons.

After his one-year stint at Midland, Garland spent the next three seasons splitting time between the Mexican League and independent leagues, compiling a .308 batting average while playing for Campeche (2000), Tabasco (2001) and Reynosa (2002) in the Mexican League. He closed out his career playing for various independent league teams through the 2004 season.

Garland makes his offseason home in Danville, Va.

2009 STOCKTON SEASON SUMMARY

League: California League (10 teams).

Team Record: Finished 25-45 (5th/-17.0) first half...36-34 (3rd/-15.0) second half...61-79 overall (5th/-32.0) in the California League North Division.

Individual Honors: Grant Desme was named the Stockton Ports' 2009 Player of the Year...Yusuf Carter was named to the CL Midseason All-Star team.

Team League Rankings: Stockton finished ninth in the CL in batting average (.258), runs scored (638) and hits (1230), ranked sixth in home runs (106), third in walks (504) and strikeouts (1143), seventh in stolen bases (106), ninth in slugging percentage (.384) and seventh in on-base percentage (.334)...Ports' pitchers ranked eighth in the league in ERA (4.15), ninth in hits (1170), fourth in saves (36), fifth in home runs allowed (113), second in walks allowed (526) and led the league in strikeouts (1268).

Individual League Rankings: Yusuf Carter ranked sixth in the CL in batting average (.318)...Jermaine Mitchell ranked third in the CL in walks (73).

2009 STOCKTON FINAL STATISTICS

BATTERS	AVG	G	AB	R	H	2B	3B	HR	RBI	SH	SF	HP	BB	IBB	SO	SB	CS	DP	SLG	OBP	E
Affronti, Michael	.220	14	50	4	11	2	0	1	4	1	0	3	1	0	7	0	2	2	.320	.278	3
Barton, Deric	.000	1	4	0	0	0	0	0	0	0	0	0	0	0	0	0	0	0	.000	.000	0
Carter, Yusuf	.318	91	352	61	112	12	4	14	52	0	4	2	31	2	89	4	2	9	.494	.373	9
Cobb, Larry	.221	21	68	9	15	1	0	3	5	1	0	4	5	0	20	1	2	0	.368	.312	2
Coleman, Dusty	.220	26	100	14	22	4	2	1	8	0	0	2	10	0	39	2	2	1	.330	.304	4
Copeland, Ben	.444	2	9	1	4	1	0	0	0	0	0	0	0	0	2	0	0	0	.556	.444	0
Desme, Grant	.304	62	227	49	69	12	4	20	51	0	1	3	33	2	67	16	5	3	.656	.398	3
Dowling, Greg	.111	14	45	3	5	1	0	0	1	0	0	1	7	2	11	0	0	2	.133	.245	1
Ellis, Mark	.000	2	4	0	0	0	0	0	0	0	0	0	1	0	1	0	0	0	.000	.200	0
Green, Grant	.316	5	19	2	6	1	0	0	3	0	0	0	1	0	5	1	0	1	.368	.350	
Johnson, Todd	.264	110	416	45	110	29	2	5	54	1	5	4	37	1	91	2	7	5	.380	.327	5
Ka'aihue, Kala	.131	18	61	12	8	1	1	4	12	0	0	0	10	0	26	0	0	1	.377	.254	1
Keough, Shane	.235	122	446	42	105	15	3	3	39	2	3	3	41	1	141	8	8	10	.303	.302	10
Kleen, Steve	.342	70	257	45	88	16	0	7	39	0	3	10	32	1	38	0	2	6	.486	.430	5
Love, Dante	.205	12	39	1	8	1	0	0	7	2	0	0	2	0	5	0	0	0	.231	.244	0
Martinez, Frank	.260	118	430	48	112	21	6	5	46	6	2	2	41	2	75	7	4	10	.372	.326	34
Mitchell, Jermaine	.247	124	450	63	111	15	6	3	34	8	5	1	73	0	128	17	10	3	.327	.350	3
Ortiz, Gabriel	.262	12	42	6	11	2	0	0	3	0	0	0	4	0	14	4	1	3	.310	.326	2
Padron, Raul	.263	41	167	23	44	2	0	5	26	0	2	1	10	0	51	2	0	4	.365	.306	4
Putnam, Danny	.091	3	11	1	1	1	0	0	1	0	0	0	1	0	2	0	0	1	.182	.167	0
Richard, Michael	.267	95	345	60	92	15	0	1	20	8	0	9	51	2	59	24	11	11	.319	.375	27
Smith, Matt	.218	90	316	29	69	13	1	5	38	0	3	3	30	0	64	1	1	15	.313	.290	8
Spencer, Matthew	.274	30	117	20	32	5	0	10	29	0	1	0	12	1	15	3	1	2	.573	.338	2
Thomas, David	.218	46	165	22	36	6	2	2	19	6	2	6	16	0	42	3	1	3	.315	.307	1
Valdez, Alex	.258	33	124	16	32	6	2	2	19	2	1	0	4	0	30	2	1	0	.387	.279	12
Vitters, Christian	.216	82	305	33	66	12	5	8	39	6	3	3	25	3	80	4	2	10	.367	.280	17
Weeks, Jemile	.299	50	201	29	60	9	2	7	31	1	1	3	26	0	40	5	1	5	.468	.385	3
Team Total	.258	140	4772	638	1230	204	40	106	581	44	36	60	504	17	1143	106	63	107	.384	.334	178

PITCHERS	W	L	ERA	G	GS	CG	SHO	SV	SVO	IP	H	R	ER	HR	HB	BB	IBB	SO	WP	BK	AVG
Adames, Joselito	0	0	4.50	1	0	0	0	0	0	4.0	2	2	2	0	0	2	0	3	0	0	.167
Bell, Kristian	0	0	3.52	5	0	0	0	0	0	7.2	5	3	3	1	2	5	1	7	0	0	.185
Capra, Anthony	2	2	3.12	9	9	0	0	0	0	52.0	42	24	18	6	2	21	0	67	4	1	.223
Carignan, Andrew	0	0	4.50	2	0	0	0	0	0	2.0	1	1	1	0	0	3	0	2	0	0	.167
Casilla, Santiago	0	0	0.00	1	1	0	0	0	0	1.0	0	0	0	0	0	0	0	0	0	0	.000
Cramer, Bobby	1	0	1.59	2	0	0	0	0	0	5.2	4	1	1	1	1	2	0	6	0	0	.190
Currin, Pat	2	3	4.93	21	0	0	0	0	2	38.1	42	26	21	3	5	11	0	30	1	0	.276
Duchscherer, Justin	0	0	0.00	1	1	0	0	0	0	2.0	0	0	0	0	0	0	0	2	0	0	.000
Espinall, Leonardo	0	3	5.34	28	0	0	0	7	9	28.2	29	27	17	1	9	17	3	35	8	0	.257
Figueroa, Pedro	3	4	3.56	11	11	0	0	0	0	65.2	62	27	26	3	1	35	1	67	4	0	.251
Friend, Justin	1	4	2.87	43	0	0	0	5	7	59.2	47	27	19	5	5	29	0	64	5	0	.213
Garcia, Hector	0	1	1.50	2	1	0	0	0	0	6.0	3	1	1	1	0	0	0	2	0	0	.150
Gordon, Derrick	5	6	3.78	39	1	0	0	1	2	85.2	70	48	36	6	6	33	2	90	4	2	.222
Haigwood, Daniel	3	1	3.16	8	7	0	0	0	0	42.2	29	22	15	2	6	18	0	44	1	1	.191
Hernandez, Carlos	9	7	3.99	19	19	0	0	0	0	108.1	107	59	48	9	5	36	0	90	5	0	.257
Hodsdon, Scott	6	10	5.22	27	21	0	0	0	0	127.2	153	94	74	14	14	14	1	103	14	0	.297
Hornbeck, Ben	5	4	3.52	21	11	0	0	1	2	76.2	64	36	30	3	6	32	2	111	9	1	.225
Hunton, Jon	2	0	1.80	13	0	0	0	6	7	20.0	14	4	4	1	0	6	1	27	4	0	.189
Italiano, Craig	5	6	5.63	16	16	0	0	0	0	76.2	83	55	48	6	14	40	1	75	10	0	.280
Kerfoot, Chad	2	1	6.52	13	0	0	0	0	1	19.1	30	17	14	3	3	7	1	12	1	0	.357
Leblanc Poirier, Mathieu	0	3	5.44	10	9	0	0	0	0	46.1	42	31	28	7	9	24	1	28	8	1	.247
Madsen, Michael	0	0	0.00	1	1	0	0	0	0	3.0	0	0	0	0	0	0	2	0	0	0	.000
Mitchinson, Scott	0	4	5.60	9	8	0	0	0	0	35.1	42	26	22	4	7	13	2	36	0	0	.288
Murray, Justin	1	4	6.04	7	3	0	0	0	1	25.1	31	28	17	3	4	11	1	19	0	0	.301
Pena, Jorge	0	1	6.00	1	1	0	0	0	0	3.0	4	3	2	0	2	4	0	3	0	0	.308
Ramos, Julio	0	1	3.75	2	2	0	0	0	0	12.0	12	5	5	0	0	3	0	11	0	0	.267
Ray, Jason	2	2	2.22	24	0	0	0	4	5	28.1	15	8	7	1	3	12	0	32	3	0	.158
Richmond, Jamie	2	0	5.40	14	0	0	0	1	1	26.2	31	18	16	7	0	3	0	27	2	0	.277
Rodriguez, Henry	0	0	0.00	3	0	0	0	0	0	5.0	3	0	0	0	1	1	0	11	1	0	.167
Ross, Tyson	5	6	4.17	18	18	0	0	0	0	86.1	78	49	40	10	8	33	1	82	5	0	.237
Sattler, Daniel	1	1	9.00	4	0	0	0	0	1	4.0	6	5	4	1	0	5	0	6	0	0	.333
Sewell, Lance	1	1	4.36	32	0	0	0	0	0	43.1	40	21	21	8	4	27	0	56	8	0	.244
Sharpe, Steven	1	0	0.53	10	0	0	0	0	3	17.0	8	2	1	1	0	5	2	20	4	0	.148
Storey, Mickey	1	1	2.28	22	0	0	0	9	10	23.2	19	10	6	2	1	6	0	35	1	0	.213
Thomas, Daniel	0	1	13.50	5	0	0	0	1	2	3.1	7	7	5	2	0	3	0	6	0	0	.389
Walters, Nick	1	2	4.56	54	0	0	0	1	4	53.1	45	30	27	2	6	40	2	56	10	0	.228
Team Total	61	79	4.15	140	140	0	4	36	57	1245.2	1170	717	575	113	124	526	22	1268	112	6	.247

2010 STOCKTON SCHEDULE

APRIL

8-11 at Visalia
 12-14 at Bakersfield
 15-18 Visalia
 19-21 Inland Empire
 22-25 at Modesto
 226-28 at San Jose
 29-30 Bakersfield

MAY

1-2 Bakersfield
 3 Off Day
 4-6 San Jose
 7-10 at Bakersfield
 11-13 Modesto
 14-17 at High Desert
 18-20 at Lake Elsinore

21-24 Visalia
 25 Off Day
 26-29 San Jose
 30-31 at Modesto

JUNE

1 at Modesto
 2 Off Day
 3-6 at Visalia
 7-10 Bakersfield
 11-13 Modesto
 14-16 at Bakersfield
 17-19 Visalia
 20-23 All Star Break
 24-27 at Lancaster
 28-30 Bakersfield

JULY

1-3 at Visalia
 4-6 Modesto
 7-9 San Jose
 10-12 at Modesto
 13 Off Day
 14-16 Visalia
 17-19 Rancho Cucamonga
 20-22 at San Jose
 23-25 at Visalia
 26 Off Day
 27-29 Lake Elsinore
 30-31 Modesto

AUGUST

1 Modesto
 2 Off Day

3-5 at San Jose
 6-8 High Desert
 9 Off Day
 10-12 at Lake Elsinore
 13-15at Rancho Cucamonga
 16 Off Day
 17-20 Lancaster
 21-23 at San Jose
 24-26 Modesto
 27-30 San Jose
 31 at Modesto

SEPTEMBER

1-2 at Modesto
 3-6 at Bakersfield

KANE COUNTY COUGARS

AARON NIECKULA

Manager

Aaron Nieckula takes over as manager of the Kane County Cougars after serving in the same role with Single-A Stockton in 2009. He previously managed the Cougars during the 2006-08 seasons, leading the team to the Midwest League championship series in his first year at the helm. Nieckula served as hitting coach for Kane County during the 2004-05 seasons.

Nieckula was selected by the A's in the 22nd round of the 1998 June draft. He spent five years as a catcher in the Oakland (1998-2001) and San Francisco (2002) minor league systems. His best season came in 2000, where he hit .262 with 34 RBI between Single-A Visalia and Single-A Modesto.

Nieckula resides in Aurora, Ill. with his wife, Renee.



MANAGERIAL RECORD

Year	Team	League	Record	Finish
2006	Kane County (A)	Midwest League	79-60	2nd/T2nd
2007	Kane County (A)	Midwest League	63-76	7th/4th
2008	Kane County (A)	Midwest League	72-66	2nd/6th
2009	Stockton (A)	California League	61-79	5th/5th
Totals			275-281	

2006 Playoffs: Defeated Quad Cities 2-1 in the first round playoff series; defeated Beloit 2-0 in second round playoff series; was defeated by West Michigan 3-1 in the Midwest League Championship Series

2007 Playoffs: Was defeated by Burlington 2-1 in the first round of the Midwest League Playoffs

JIMMY ESCALANTE

Pitching Coach

Jimmy Escalante begins his second season as Cougars pitching coach after previously holding the same position for two years with the Arizona A's.

Escalante, who was selected by Baltimore in the 1996 draft, spent three years in the Orioles farm system (1997-99) and the 2000 campaign in the Angels chain after being acquired in the Rule V Minor League draft in 1999. In addition, the former pitcher played two years in the independent leagues, spending the 2002 season with the Sonoma County Crushers and 2005 with the Fargo-Moorhead RedHawks.

Escalante resides in Woodside, Calif. with his wife, Michele, during the offseason.



HAAS PRATT

Hitting Coach

Haas Pratt returns to Kane County for his third season as hitting coach. He spent the previous four years as an infielder in the A's minor league system, playing with Rookie League Arizona (2004), Single-A Vancouver (2005), Single-A Stockton and Triple-A Sacramento (2006) and Single-A Kane County (2007). He was selected in the 30th round of the June 2004 draft out of Arkansas.

Pratt resides in Arvada, Co. with his wife, Kera.



2009 KANE COUNTY SEASON SUMMARY

League: Midwest League (14 teams).

Team Record: Finished 41-29 (1st/--) first half...35-35 (4th/-8.5) second half...76-64 overall (3rd/-6.0) in the Midwest League Western Division.

Playoffs: Defeated by Burlington 2-0 in first round of Midwest League Playoffs.

Individual Honors: Ben Hornbeck was named ML pitcher of the week May 11-18 and Anthony Capra earned the honors July 6-13...Jamie Richmond, Kenny Smalley, Shawn Haviland, Steve Kleen, Jason

Christian, Dusty Coleman and Jeremy Barfield named to ML Midseason All-Star team...Smalley was also named to the ML Postseason All-Star team.

Team League Rankings: Kane County ranked 12th in the ML in batting average (.243), 10th in runs scored (598), 11th in hits (1122), fifth in home runs (80), second in walks (493), seventh in strikeouts (1085), 10th in stolen bases (127) and slugging percentage (.354) and ninth in on-base percentage (.322)...Cougars' pitchers ranked fifth in ERA (3.63), 11th in hits (1127), third in saves (44), allowed the second lowest number of home runs (65), ranked sixth in walks (478) and fifth in strikeouts (1090).

Individual League Rankings: Haviland tied for fourth in the ML in strikeouts (121) and losses (11)... Smalley finished second in ERA (2.73) and seventh in strikeouts (119) but issued the seventh most walks (60).

2009 KANE COUNTY FINAL STATISTICS

BATTERS	AVG	G	AB	R	H	2B	3B	HR	RBI	SH	SF	HP	BB	IBB	SO	SB	CS	DP	SLG	OBP	E
Arrieche, Carlos	.180	73	239	14	43	3	0	1	16	3	3	4	13	0	48	0	4	11	.205	.232	11
Barfield, Jeremy	.262	116	404	48	106	23	2	8	52	0	4	4	48	2	98	1	5	11	.389	.343	9
Barroa, Chris	.219	64	187	27	41	6	2	1	12	0	0	1	21	0	60	8	4	1	.289	.301	2
Christian, Jason	.261	86	330	51	86	12	4	7	46	3	3	1	41	0	69	28	3	4	.385	.341	13
Coleman, Dusty	.254	93	346	56	88	22	4	8	42	0	0	8	40	1	115	18	8	9	.410	.345	24
Crumbliss, Conner	.280	14	50	11	14	4	1	0	3	1	0	3	11	0	9	2	1	1	.400	.438	2
Desme, Grant	.274	69	259	49	71	19	2	11	38	1	3	4	21	0	81	24	0	3	.490	.334	5
Gil, Leonardo	.263	53	217	27	57	8	1	1	15	2	0	3	16	0	46	9	8	1	.323	.322	6
Hernandez, Franklin	.225	121	454	50	102	24	6	6	53	1	2	5	23	1	115	4	2	12	.344	.269	4
Kleen, Steve	.282	70	259	42	73	14	1	8	46	0	4	5	28	0	45	3	3	5	.436	.358	6
Ladendorf, Tyler	.231	35	130	13	30	4	2	2	15	2	0	3	10	2	19	2	2	2	.338	.301	10
LeVier, Mitch	.246	35	122	18	30	7	0	2	18	1	3	3	7	0	25	3	0	2	.352	.296	2
Leyja, Nino	.231	33	121	18	28	4	2	2	5	1	0	0	13	0	33	7	2	3	.347	.306	11
Napoleon, Dusty	.218	78	229	25	50	12	0	0	16	5	2	4	51	1	49	0	3	6	.271	.367	3
Nunez, Juan	.224	51	161	18	36	7	0	1	10	5	1	1	7	0	44	1	0	1	.286	.259	10
Paramore, Petey	.230	101	326	33	75	9	0	4	36	1	3	3	55	3	55	1	2	12	.294	.344	4
Parker, Stephen	.244	70	254	27	62	11	2	5	39	1	4	2	25	1	55	1	4	6	.362	.312	3
Ray, Matt	.222	54	203	24	45	7	1	2	20	4	0	1	25	0	49	7	6	6	.296	.310	7
Spina, Michael	.255	52	184	21	47	10	0	7	28	0	5	5	25	1	48	1	0	2	.424	.352	10
Thomas, David	.273	36	139	26	38	5	1	4	13	1	1	2	13	0	21	7	4	1	.410	.342	1
Team Total	.243	140	4615	598	1122	211	31	80	523	32	38	62	493	12	1085	127	61	99	.354	.322	171

PITCHERS	W	L	ERA	G	GS	CGSHO	SV	SVO	IP	H	R	ER	HR	HB	BB	IBB	SO	WP	BK	AVG	
Barham, Trey	4	1	1.24	28	1	0	0	2	3	43.2	26	7	6	1	1	11	1	41	1	0.177	
Capra, Anthony	4	7	3.24	18	0	0	0	0	100.0	70	39	36	9	3	40	0	103	14	0	.197	
Deal, Scott	1	3	3.56	41	1	0	0	3	5	73.1	68	34	29	3	9	20	0	53	4	0.245	
Espinal, Leonardo	1	0	0.93	9	0	0	0	1	2	9.2	5	2	1	0	1	2	0	13	0	0.147	
Figueroa, Pedro	10	2	3.23	16	16	0	0	0	86.1	89	37	31	6	4	31	0	78	6	2	.267	
Fitts, Matthew	3	7	5.73	32	9	0	0	2	3	88.0	98	72	56	5	14	41	1	59	8	1.293	
Guzman, Jose	2	1	5.01	25	0	0	0	4	6	32.1	34	19	18	2	0	11	0	34	1	0.260	
Hart, Mike	0	2	2.96	17	0	0	0	0	2	24.1	22	12	8	1	1	13	0	23	1	0.239	
Haviland, Shawn	6	11	4.71	28	28	0	0	0	153.0	170	90	80	9	13	53	0	121	13	1	.283	
Hombeck, Ben	4	0	1.24	7	4	0	0	0	36.1	19	6	5	2	1	10	0	47	4	0	.158	
Hunter, Brett	0	1	6.85	21	8	0	0	0	1	47.1	38	42	36	2	3	59	0	55	10	2.225	
Huttenlocker, Anthony	1	2	2.74	13	0	0	0	0	23.0	13	9	7	1	1	3	0	28	0	0	.155	
Leblanc Poirier, Mathieu	5	7	4.13	14	13	0	0	0	69.2	71	40	32	3	11	29	0	49	14	1	.262	
Lee, Chad	1	1	6.30	2	2	0	0	0	0	10.0	10	8	7	1	2	4	0	4	5	0.244	
LeVier, Mitch	0	1	13.50	1	0	0	0	0	0	0.2	1	1	1	0	0	3	1	1	0	0.333	
Murray, Justin	5	1	2.84	37	0	0	0	12	16	44.1	43	16	14	5	2	14	2	45	2	0.256	
Napoleon, Dusty	0	0	0.00	2	0	0	0	0	0	2.0	2	0	0	0	0	0	0	1	0	0.250	
Ramirez, Anivoris	5	2	3.29	9	9	0	0	0	52.0	57	23	19	2	1	11	0	33	2	1	.278	
Ray, Jason	2	0	2.30	11	1	0	0	0	1	15.2	14	4	4	0	0	5	0	11	2	0.241	
Richmond, Jamie	4	3	2.70	26	0	0	0	4	6	50.0	48	17	15	3	1	5	1	40	4	0.245	
Selenis, Josue	6	1	3.34	33	0	0	0	1	2	56.2	51	26	21	2	1	23	0	48	8	2.239	
Smalley, Kenny	9	8	2.73	29	21	0	0	0	1	131.2	109	49	40	6	9	60	1	119	9	0.226	
Smith, Murphy	2	2	4.75	9	9	0	0	0	0	36.0	40	19	19	2	1	17	0	31	1	0.292	
Smyth, Paul	1	0	0.00	5	0	0	0	2	2	7.0	2	0	0	0	0	0	0	7	0	0.083	
Storey, Mickey	0	0	0.52	13	0	0	0	9	10	17.1	5	1	1	0	2	1	0	23	0	0.088	
Thomas, Daniel	0	1	5.23	15	0	0	0	4	4	20.2	22	12	12	0	1	12	3	23	0	0.275	
Team Total	76	64	3.63	140	140	0	7	44	64	1231.0	1127	585	497	65	82	478	10	1090	109	10	.244

2010 KANE COUNTY SCHEDULE

APRIL

8-10 at Wisconsin
 11-13 Burlington
 14-16 Beloit
 17-19 Cedar Rapids
 20-22 at Peoria
 23-25 at Clinton
 26 Off Day
 27-29 Quad Cities
 30 at Cedar Rapids

MAY

1-3 at Cedar Rapids
 4-6 at Burlington
 7-9 Peoria
 10-12 at Beloit
 13-16 Quad Cities

17 Off Day
 18-20 at Beloit
 21-24 at Clinton
 25-27 Wisconsin
 28-31 Clinton

JUNE

1-3 at Dayton
 4-6 at Bowling Green
 7 Off Day
 8-10 Fort Wayne
 11-13 Lake County
 14 Off Day
 15-17 at Quad Cities
 18-20 Wisconsin
 21-24 Midwest League All Star Break

25-27 at Quad Cities
 28-30 at Clinton

JULY

1-3 Peoria
 4-6 Beloit
 7-9 at Peoria
 10-12 Clinton
 13 Off Day
 14-16 South Bend
 17-19 West Michigan
 20 Off Day
 21-23 at Lansing
 24-26 at Great Lakes
 27 Off Day
 28-30 at Quad Cities
 31 Burlington

AUGUST

1-2 Burlington
 3-6 Cedar Rapids
 7-10 at Burlington
 11-13 at Cedar Rapids
 14-16 Peoria
 17 Off Day
 18-20 at Cedar Rapids
 21-24 Quad Cities
 25-27 at Beloit
 28-31 at Wisconsin

SEPTEMBER

1-3 Peoria
 4-6 Wisconsin

VANCOUVER CANADIANS

RICK MAGNANTE

Manager

Rick Magnante returns for his fifth season at the helm of the Vancouver Canadians. He has spent seven seasons as a minor league manager. In 2006, he managed the South African national team in the inaugural World Baseball Classic.

In addition, Magnante has also served as an area scout for the A's since 1996. He is credited with signing Barry Zito and Bobby Crosby, among other players. He was the recipient of the Southern California Scouts Association Scout of the Year Award and the A's Dick Bogard Memorial Award in 2001 and 2003, respectively.

Magnante, who began his career in professional baseball with the Cleveland Indians in 1969, has also held managerial positions in the Detroit Tigers minor league system (1987-89) as well as with the Novara Serie A team of the Italian Professional League (1990).

Magnante resides in Van Nuys, Calif. He has two sons, Bobby and Daniel.



MANAGERIAL RECORD

Year	Team	League	Record	Finish
1987	Bristol (Rookie)	Appalachian League	20-49	8th
1988	Bristol (Rookie)	Appalachian League	46-27	2nd
1989	Niagara Falls Rapids (Short A)	New York-Penn League	43-33	5th
2006	Vancouver (Short A)	Northwest League	39-37	3rd
2007	Vancouver (Short A)	Northwest League	37-38	2nd
2008	Vancouver (Short A)	Northwest League	34-42	3rd
2009	Vancouver (Short A)	Northwest League	36-40	3rd
Totals			255-266	

1988 Playoffs: Defeated by Kingsport in championship game

CRAIG LEFFERTS

Pitching Coach

Former major league pitcher Craig Lefferts enters his eighth season as a pitching coach in Oakland's minor league system, his seventh with Vancouver. He spent the 2003 season as the pitching coach at Double-A Midland of the Texas League. He previously served in the same capacity at Double-A Tennessee (2000-02) and Medicine Hat (1999) in the Toronto Blue Jays system.



In his 12-year major league career, Lefferts compiled a 58-72 record with a 3.43 ERA, which included stints with the Cubs, Padres, Giants, Orioles, Rangers and Angels. A ninth-round selection by the Cubs in 1980, Lefferts made his major league debut with Chicago in 1983. In 1984, Lefferts posted a career-best 2.13 ERA for the National League West Division champion Padres and tossed 10 scoreless innings in six postseason appearances. He was the winning pitcher in the final two NLCS games against Chicago and earned the save in the Padres' only World Series victory against Detroit.

In 1987, Lefferts made 44 appearances for San Francisco, including three scoreless outings in the NLCS against St. Louis. In 1989, he matched Gary Lavelle's team record for saves by a left-handed pitcher with 20 and appeared in five postseason games, making two appearances in the NLCS versus Chicago and three against the A's in the World Series. After recording 23 saves in 1991, he was converted to a starter in 1992 and finished with a 13-9 record to go along with a 3.69 ERA in 27 starts for the Padres. Lefferts retired after making 30 appearances for the California Angels during the 1994 season.


Lefferts and his wife, Wendy, reside in Anthem, Ariz. with their five children, Brock, Brady, Taylor, Tanner and Lindsay.

CASEY MYERS

Hitting Coach

Casey Myers enters his second season as the Canadians' hitting coach after beginning his coaching career as a player-coach with Midland in 2008. Selected by the A's in the 9th round of the 2001 June draft, he compiled a .291 career batting average over eight seasons in the A's minor league system.

Myers makes his offseason home in Phoenix, Ariz.



2009 VANCOUVER SEASON SUMMARY

League: Northwest League (eight teams).

Team Record: Finished 36-40 (3rd-13.0) overall in the Northwest League West Division.

Individual Honors: Chad Lee was named NL pitcher of the week June 29-July 6; Daniel Straily from August 24-31 and Bo Schultz earned the honors August 31-September 8.

Team League Rankings: Vancouver ranked fifth in the NL in batting average (.261), sixth in runs scored (349), tied for fifth in hits (673), seventh in home runs (22), second in walks (295), sixth in strikeouts (585), tied for third in stolen bases (80), posted the second lowest slugging percentage (.344) and finished fourth in on-base percentage (.343)...Canadians' pitchers finished fifth in the league in ERA (4.41), fourth in hits (703), led the league in saves (23), ranked fifth in home runs allowed (40), second in walks (209) and third in strikeouts (624).

Individual League Rankings: Conner Crumbliss ranked second in the NL in walks (49), fourth in on-base percentage (.425) and tied for fifth in triples (4)...Rashun Dixon ranked fourth in strikeouts (73)...Tyreece House tied for second in the NL in stolen bases (19)...Ronny Morla ranked sixth in strikeouts (73)...Julio Ramos finished second in ERA (2.38) and tied for fourth in wins (6)...Kent Walton finished tied for third in doubles (20), tied for seventh in hits (80) and tied for 10th in total bases (109).

2009 VANCOUVER FINAL STATISTICS

BATTERS	AVG	G	AB	R	H	2B	3B	HR	RBI	SH	SF	HP	BB	IBB	SO	SB	CS	DP	SLG	OBP	E
Aliotti, Anthony	.239	60	218	19	52	8	0	0	25	2	2	3	36	0	63	6	1	8	.275	.351	5
Crisotomo, Jose	.297	47	158	23	47	5	0	0	16	2	1	1	15	0	25	4	4	3	.329	.360	4
Crumbliss, Conner	.293	57	205	40	60	9	4	2	25	2	4	1	49	0	28	11	2	1	.405	.425	7
Dixon, Rashun	.214	57	196	25	42	7	0	2	16	0	2	2	23	0	73	6	4	2	.281	.300	1
Gil, Leonardo	.250	9	32	8	8	1	2	0	8	0	1	1	4	0	8	0	0	1	.406	.342	4
Gilmartin, Michael	.232	60	228	34	53	10	1	3	22	6	1	5	25	0	51	5	2	7	.325	.320	13
House, Tyreece	.291	56	196	31	57	3	0	0	16	3	0	6	17	0	38	19	10	4	.306	.365	3
Jernigan, Ryne	.268	62	220	37	59	12	1	4	30	5	3	4	18	1	40	7	1	7	.386	.331	19
Leyja, Nino	.269	16	67	5	18	3	0	1	7	3	0	0	3	0	19	3	0	1	.358	.300	4
Luis, Marcos	.280	30	93	6	26	7	0	0	10	2	1	0	10	0	15	0	0	2	.355	.346	7
Ortiz, Gabriel	.255	26	98	12	25	4	1	1	13	1	1	0	3	0	30	2	1	2	.347	.275	3
Ortiz, Ryan	.258	48	151	25	39	12	1	4	24	0	0	6	26	0	29	3	0	5	.430	.388	5
Richard, Myrio	.255	53	192	26	49	4	2	1	22	2	5	4	26	2	41	4	2	5	.313	.348	1
Rutherford, Rodney	.209	23	67	4	14	5	0	0	5	1	1	1	7	0	20	2	0	2	.284	.289	3
Sosa, Wilfredo	.213	41	141	23	30	10	0	2	19	5	2	4	12	0	49	3	1	1	.326	.289	13
Stassi, Max	.286	13	49	3	14	4	0	0	8	0	0	2	2	0	11	0	0	3	.367	.340	0
Walton, Kent	.296	67	270	28	80	20	1	2	36	1	3	2	19	1	45	5	2	8	.400	.344	0
Team Total	.261	76	2581	349	673	124	13	22	302	35	27	42	295	4	585	80	30	62	.344	.343	109

Vancouver Canadians, continued

PITCHERS	W	L	ERA	G	GS	CG	SHO	SV	SVO	IP	H	R	ER	HR	HB	BB	IBB	SO	WP	BK	AVG
Adames, Joselito	5	6	6.47	16	16	0	0	0	0	72.1	92	57	52	3	9	32	0	40	9	0	.315
Arrijoa, Jorge	2	1	4.45	21	0	0	0	0	0	28.1	28	15	14	1	3	22	1	19	2	0	.262
Christensen, Kyle	5	0	4.94	12	0	0	0	0	1	23.2	27	13	13	3	1	12	0	21	2	0	.287
Garcia, Hector	0	0	10.13	6	4	0	0	0	0	16.0	24	20	18	0	2	13	0	9	7	1	.358
Gilliam, Robert	2	0	5.19	6	0	0	0	0	2	8.2	9	5	5	1	0	5	0	11	1	0	.290
Guzman, Jose	0	1	2.61	9	0	0	0	6	6	10.1	7	3	3	1	0	2	1	11	0	0	.200
Hoehn, Connor	0	1	1.00	15	0	0	0	7	7	18.0	9	3	2	0	0	7	0	25	2	0	.143
Hunter, Brett	0	0	7.20	4	0	0	0	0	0	5.0	10	5	4	0	0	3	0	4	0	0	.435
Joseph, Jonathan	0	2	4.94	16	8	0	0	0	0	54.2	65	40	30	4	4	25	0	35	5	0	.300
Krol, Ian	0	1	8.10	3	1	0	0	0	0	3.1	6	5	3	0	0	1	0	4	0	0	.375
Lee, Chad	2	0	0.00	3	3	0	0	0	0	15.0	1	0	0	0	1	6	0	17	1	0	.023
Long, Nathan	1	2	6.69	22	0	0	0	0	0	36.1	45	31	27	5	2	14	2	25	6	2	.298
Moria, Ronny	1	7	4.86	17	12	0	0	0	0	63.0	70	42	34	4	3	24	0	73	4	2	.285
Penalba, Ricardo	2	5	4.80	21	6	0	0	1	2	45.0	52	28	24	2	7	27	2	47	4	3	.286
Peterson, Maxwell	2	1	4.71	17	1	0	0	0	1	21.0	30	20	11	2	3	16	0	25	2	0	.326
Ramos, Julio	6	5	2.38	13	13	0	0	0	0	72.0	67	30	19	4	1	18	0	64	4	0	.248
Schultz, Bo	2	3	2.66	26	0	0	0	0	1	44.0	29	19	13	0	4	19	2	48	5	0	.185
Smith, Murphy	0	0	0.00	1	1	0	0	0	0	4.0	2	1	0	0	0	1	0	5	0	1	.143
Smyth, Paul	1	0	0.00	20	0	0	0	9	9	29.1	12	0	0	0	1	4	1	37	0	0	.122
Straily, Daniel	5	3	4.12	16	11	0	0	0	0	59.0	66	27	27	5	5	18	0	66	2	0	.286
Street, Justin	0	1	5.57	21	0	0	0	0	0	32.1	39	27	20	3	1	17	2	30	6	0	.289
Vidal, Pedro	0	1	10.24	6	0	0	0	0	0	9.2	13	11	11	2	0	4	1	8	0	0	.325
Team Total	36	40	4.41	76	76	0	5	23	29	671.0	703	402	329	40	47	290	12	624	62	9	.270

2010 VANCOUVER SCHEDULE

JUNE

18-20 at Eugene
 21-25 Spokane
 6/26-30 at Yakima

JULY

1-3 vs. Eugene
 4-6 at Salem-Keizer
 7/07 Off Day

8-12 vs. Yakima
 13-17 at Spokane
 18-20 vs. Salem-Keizer
 21-23 vs. Eugene
 24-26 at Eugene
 27 Off Day
 28-31 at Boise

AUGUST

1 at Boise
 2-4 at Everett
 5-9 vs. Tri City
 10 Off Day
 11-13 vs. Everett
 14-18 at Tri City
 19 Off Day
 20-24 vs. Boise

25-27 at Salem-Keizer
 28-30 vs. Salem-Keizer
 31 at Everett

SEPTEMBER

1-2 at Everett
 3-5 vs. Everett

ARIZONA A'S

MARCUS JENSEN

Manager

Marcus Jensen begins his second season as manager of the Arizona A's after spending two years as the hitting coach.

Jensen, a former catcher, was drafted by San Francisco in the 33rd round of the 1990 June draft. He spent the first six years of his career playing at various levels in the Giants minor league system before making his Major League debut on April 14, 1996. He compiled a .184 batting average while playing in 145 career games with San Francisco (1996-1997), Detroit (1997), Milwaukee (1998; 2002), St. Louis (1999), Minnesota (2000), Boston (2001) and Texas (2001). He spent the 2003 season with the Yankee's Triple-A affiliate before closing out his career playing for various independent league teams from 2004-2006. In addition, Jensen was a member of the 2000 U.S. Olympic team that defeated Cuba for the gold medal.

Jensen makes his off-season home in Scottsdale, Ariz. with his son, Marcus.



MANAGERIAL RECORD

Year	Team	League	Record	Finish
2009	Arizona (Rookie)	Arizona League	22-34	5th
Totals			22-34	

ARIEL PRIETO

Pitching Coach

Ariel Prieto enters his second season as pitching coach of Oakland's Arizona League affiliate.

A former A's 1st round draft selection (5th pick overall) in the June 1995 draft, Prieto spent five seasons with Oakland (1995-2000) and one campaign with Tampa Bay (2001). He was the A's Opening Night starter in 1997, recording a career-high 22 starts and team-best six wins that season. The right-handed pitcher spent stints on the disabled list each season before undergoing multiple surgeries in 1998 and missing all of the 1999 season due to injury. He compiled a 15-24 record and 4.85 ERA in 70 career appearances, 60 starts. From 2003-05, Prieto played in the minor leagues. He was with a winter league team in Mexico in 2006.

Prieto is a graduate of Fajardo University in the Isle of Pines, Cuba. He was a member of the Cuban National team from 1990-94, where he set the national team record for strikeouts in one game when he fanned 20 at Nicaragua in 1990.

A native of Havana, Cuba, Prieto makes his offseason home in Miami, Fla. with his wife, Janet, and daughters, Ariel and Melanea.



JUAN DILONE

Hitting Coach

Juan Dilone returns for his second season in his second stint as the hitting coach for the Arizona A's. He also held the position in 2004 before spending four seasons as coordinator of Dominican instruction. He previously served as hitting coach at Visalia (2002) and Vancouver (2003).

Dilone signed a free agent contract with Oakland in 1990 and spent six seasons (1991-94; 96-97) in the A's farm system. A former infielder, Dilone spent his final two seasons at Single-A Modesto, where he batted a career-best .265 with 14 home runs in 1996.

A native of Santo Domingo, Dominican Republic, Dilone makes his offseason home in Higüey, Dominican Republic.



2009 ARIZONA A'S SEASON SUMMARY

League: Arizona League (11 teams).

Team Record: Finished 10-18 (5th/-9.0) first half...12-16 (5th/-8.0) second half...22-34 overall (5th/-17.0) in the Arizona League East Division.

Team League Rankings: The Arizona A's ranked last in the league in team batting average (.236).

Individual League Rankings: Chris Affinito finished ranked seventh in the AZL in RBI (36) and tied for seventh in strikeouts (56)...Gernaldo Castillo led the league in walks (43) and finished seventh in on-base percentage (.408)...Jeremy Wells tied for eighth in the AZL with 15 stolen bases.

OAKLAND'S 20-GAME WINNING STREAK

During the 2002 season, the Oakland Athletics set an American League record by winning 20 consecutive games from August 13 to September 4. It was the third longest winning streak in the Major Leagues since 1900 and was the longest in 67 years. The streak broke the previous American League record of 19 set by the 1906 Chicago White Sox (Aug. 2 to 23) and matched by the 1947 New York Yankees (June 29 to July 17). The streak also bettered the previous Athletics franchise record of 17 set in 1931 (May 5 to 25) as well as the previous Oakland record of 14 set in 1988 (April 23 to May 9). The A's outscored the opposition 141-65 during the streak and trailed in just 10 of the 180 innings. Here's a game-by-game look at Oakland's American League-record 20-game winning streak.

Date	Opponent	Score	Date	Opponent	Score
Aug. 13	Toronto	5-4	Aug. 24	at Detroit	12-3
Aug. 14	Toronto	4-2	Aug. 25	at Detroit	10-7
Aug. 16	Chicago	1-0	Aug. 26	at Kansas City	6-3
Aug. 17	Chicago	9-2	Aug. 27	at Kansas City	6-4
Aug. 18	Chicago	7-4	Aug. 28	at Kansas City	7-1
Aug. 19	at Cleveland	8-1	Aug. 30	Minnesota	4-2
Aug. 20	at Cleveland	6-3	Aug. 31	Minnesota	6-3
Aug. 21	at Cleveland	6-0	Sept. 1	Minnesota	7-5
Aug. 22	at Cleveland	9-3	Sept. 2	Kansas City	7-6
Aug. 23	at Detroit	9-1	Sept. 4	Kansas City	12-11

2009 ARIZONA A'S FINAL STATISTICS

BATTERS	AVG	G	AB	R	H	2B	3B	HR	RBI	SH	SF	HP	BB	IBB	SO	SB	CS	DP	SLG	OBP	E
Affinito, Christopher	.300	48	180	21	54	11	1	5	36	0	3	3	18	0	56	0	1	8	.456	.368	4
Barton, Daric	.278	6	18	3	5	1	0	1	3	0	0	0	6	0	4	0	0	0	.500	.458	0
Brazoban, Yeudy	.220	30	109	11	24	5	1	0	5	1	0	0	2	0	29	3	1	0	.284	.234	3
Castillo, Gernaldo	.265	55	189	29	50	7	0	0	20	3	2	4	43	0	34	3	3	4	.302	.408	19
Chen, Yung Chi	.346	8	26	3	9	5	0	1	8	0	1	0	4	0	6	0	0	2	.654	.419	0
Clime, Neudy	.244	41	127	18	31	1	1	0	8	3	0	2	13	1	40	11	2	4	.268	.324	17
Consigli, Royce	.202	26	94	14	19	3	1	0	13	1	0	2	16	0	20	3	0	2	.255	.330	5
Crosby, Blake	.217	20	69	6	15	0	0	0	6	2	1	3	5	0	16	0	1	3	.217	.295	2
De Leon, Abraham	.140	24	50	6	7	0	0	1	4	1	2	1	5	0	22	0	0	1	.200	.224	2
Eusebio, Joel	.189	33	95	15	18	6	0	1	7	0	0	2	22	0	32	2	0	0	.284	.353	9
Garcia, Elvis	.225	32	102	10	23	4	0	0	7	3	1	0	5	0	26	1	0	0	.265	.259	1
Landaeta, Douglas	.248	39	141	18	35	6	5	0	18	0	1	1	13	0	27	3	1	3	.362	.314	5
Leyland, Joshua	.150	7	20	3	3	0	0	0	1	0	0	3	4	0	11	0	1	0	.150	.370	0
Lopez, Diomedes	.212	16	52	6	11	2	1	0	4	0	0	1	5	0	24	0	0	0	.288	.293	1
Made, Alcibiades	.242	43	128	18	31	2	4	1	13	2	1	4	18	0	41	4	1	4	.344	.351	7
Parker, Stephen	.214	3	14	2	3	2	0	0	2	0	0	0	1	0	6	0	0	0	.357	.267	0
Richard, Myrio	.308	4	13	1	4	2	0	0	0	0	0	0	1	0	3	2	0	0	.462	.357	0
Rosario, Robin	.163	29	98	15	16	4	2	2	8	0	1	0	10	0	37	1	0	2	.306	.239	6
Shaw, Anthione	.199	43	141	16	28	6	2	0	6	3	0	3	13	0	45	4	2	2	.270	.280	3
Soto, Ramon	.246	21	69	8	17	4	3	0	5	0	1	0	7	0	15	1	0	2	.391	.312	4
Spina, Michael	.500	2	6	1	3	1	0	0	0	0	0	0	0	0	0	0	0	0	.667	.500	2
Stassi, Max	.000	1	1	0	0	0	0	0	0	0	0	0	1	0	1	0	0	0	.000	.500	0
Wells, Jeremy	.291	45	148	27	43	2	3	0	17	1	1	6	21	0	21	15	3	2	.345	.398	10
Wimberly, Corey	.000	4	11	1	0	0	0	0	1	0	0	1	0	1	1	1	0	0	.000	.083	1
Team Total	.236	56	1901	252	449	74	24	12	192	20	15	35	234	1	517	54	16	39	.319	.329	110

PITCHERS	W	L	ERA	G	GS	CG	SHO	SV	SVO	IP	H	R	ER	HR	HB	BB	IBB	SO	WP	BK	AVG
Acevedo, Rony	1	1	7.67	19	1	0	0	0	1	31.2	47	31	27	3	4	14	0	22	7	0	.353
Cameron, Kevin	0	0	0.00	1	1	0	0	0	0	1.0	0	0	0	0	0	0	0	2	0	0	.000
De Los Santos, Fautino	0	1	3.86	7	7	0	0	0	0	11.2	12	6	5	0	1	4	0	16	4	1	.279
Diaz, Victor	0	0	11.12	11	0	0	0	0	0	11.1	13	20	14	0	2	19	0	6	13	0	.295
Duchscherer, Justin	0	0	0.00	1	1	0	0	0	0	5.0	4	0	0	0	0	0	0	3	0	0	.235
Duran, Omar	1	1	5.40	12	1	0	0	0	1	15.0	14	17	9	0	3	11	0	21	5	3	.237
Ferreras, Ronald	3	0	6.62	18	0	0	0	0	1	35.1	36	28	26	4	2	23	1	20	3	0	.261
Garcia, Hector	0	1	7.45	7	5	0	0	0	1	19.1	15	22	16	0	2	18	0	18	7	2	.214
Gilliam, Robert	0	1	0.00	2	0	0	0	0	0	3.0	4	3	0	0	1	0	0	2	0	0	.286
Hoehn, Connor	0	1	4.50	2	1	0	0	0	0	2.0	1	1	1	0	0	2	0	3	0	0	.143
Hunter, Brett	0	1	1.93	4	3	0	0	0	0	4.2	0	2	1	0	3	1	0	5	2	0	.000
Huttenlocker, Anthony	1	1	2.70	10	0	0	0	3	5	13.1	14	6	4	0	1	1	0	17	1	0	.264
Jimenez, Deivi	2	5	6.49	14	9	0	0	0	0	51.1	68	47	37	7	7	15	0	46	4	0	.306
Krol, Ian	0	0	0.00	1	1	0	0	0	0	1.0	0	0	0	0	0	0	0	0	0	0	.000
Marks, Justin	0	1	---	1	1	0	0	0	0	0.0	3	6	6	1	0	4	0	0	0	0	01.000
Mederos, Christopher	3	1	2.14	11	2	0	0	0	0	21.0	14	5	5	1	0	2	0	26	1	0	.194
Mitchell, Michael	0	0	0.00	1	0	0	0	0	0	1.0	0	0	0	0	0	0	0	0	0	0	.000
Mota, David	1	0	6.14	6	0	0	0	0	0	7.1	4	5	5	0	1	7	0	11	6	0	.160
Oliveros, Jose	3	2	2.89	10	0	0	0	0	1	18.2	24	12	6	1	1	9	0	16	5	0	.308
Paez, Argenis	0	5	3.68	15	9	0	0	0	0	51.1	44	26	21	1	4	21	0	46	5	0	.235
Pena, Jorge	1	1	2.87	4	3	0	0	0	0	15.2	12	5	5	1	0	4	0	17	1	0	.211
Peterson, Maxwell	0	0	0.00	3	0	0	0	1	1	4.0	3	0	0	0	0	0	0	6	0	0	.200
Quigley, Ryan	3	2	4.62	17	0	0	0	0	3	25.1	25	18	13	0	3	16	0	31	12	0	.253
Ramirez, Anivoris	1	1	4.56	6	3	0	0	0	0	23.2	27	14	12	1	1	7	0	22	3	2	.284
Reyes, Luis	0	4	6.38	16	5	0	0	1	2	42.1	49	35	30	2	5	25	0	35	2	0	.299
Sanchez, Jose	2	0	3.41	15	0	0	0	0	0	29.0	27	11	11	1	8	17	0	24	6	1	.250
Smith, Murphy	0	1	6.00	3	2	0	0	0	0	6.0	6	4	4	1	1	0	0	4	0	0	.261
Tenholder, Daniel	0	2	5.26	19	0	0	0	1	2	25.2	31	17	15	1	4	10	1	26	0	0	.292
Thomas, Daniel	0	0	4.50	2	1	0	0	0	0	2.0	1	1	1	0	0	1	0	2	0	0	.143
Vidal, Pedro	0	1	3.71	13	0	0	0	3	5	17.0	22	11	7	1	2	3	0	23	3	1	.301
Team Total	22	34	5.10	56	56	0	0	9	23	495.2	520	353	281	26	56	234	2	470	90	10	.269

2010 ARIZONA SCHEDULE

JUNE

21	at Angels
22	Giants
23	Off Day
24	at Giants
25	Angels
26	Reds
27	at Cubs
28	Off Day
29	Cubs
30	Giants

JULY

1	at Royals
2	at Padres
3	Off Day
4	at Reds
5	Dodgers
6	Brewers

7	at Dodgers
8	Off Day
9	at Angels
10	Angels
11	Royals
12	at Mariners
13	Off Day
14	Padres
15	at Rangers
16	Rangers
17	at Brewers
18	Off Day
19	Mariners
20	at Giants
21	at Indians
22	Indians
23	Off Day
24	Reds
25	Cubs

26	at Royals
27	at Mariners
28	Off Day
29	Giants
30	at Angels
31	Rangers

AUGUST

1	at Cubs
2	Off Day
3	Padres
4	Brewers
5	at Brewers
6	at Cubs
7	Off Day
8	at Reds
9	Royals
10	Indians
11	at Padres

12	Off Day
13	Angels
14	at Dodgers
15	Mariners
16	at Giants
17	Off Day
18	at Rangers
19	Cubs
20	Dodgers
21	at Indians
22	Off Day
23	at Angels
24	at Giants
25	Angels
26	Giants
27	Off Day
28	Cubs
29	at Cubs

DOMINICAN REPUBLIC A'S

2009 DOMINICAN A'S SEASON SUMMARY

League: Dominican Summer Rookie League (33 teams).

Team Record: Finished 19-51 overall (4th/-26.5) in the Santo Domingo North Division.

Team League Rankings: Dominican Athletics ranked 25th in batting average (.227) and 27th in ERA (4.52).

Individual League Rankings: Leonel Benzant led the league with nine losses.

2009 DOMINICAN A'S FINAL STATISTICS

BATTERS	AVG	G	AB	R	H	2B	3B	HR	RBI	SH	SF	HP	BB	IBB	SO	SB	CS	DP	SLG	OBP	E
Almonte, Edward	.200	9	30	5	6	0	0	0	2	0	0	2	0	8	2	0	0	.200	.250	1	
Baez, Luis	.214	29	84	8	18	4	1	1	7	2	0	0	2	0	26	2	1	0	.321	.233	8
Bianco, Charli	.244	48	127	12	31	3	1	0	7	2	1	7	11	0	34	4	4	0	.283	.336	1
Brazoban, Yeudy	.107	9	28	3	3	0	0	1	5	0	2	0	1	0	4	0	0	0	.214	.129	0
Castillo, Gernaldo	.208	8	24	5	5	0	0	0	2	0	1	0	6	1	4	3	0	0	.208	.355	0
Contreras, Franklin	.157	15	51	8	8	1	1	0	1	0	0	0	5	0	15	4	1	0	.216	.232	7
Cruzado, Fernando	.212	10	33	5	7	0	0	1	5	0	0	2	2	0	8	1	1	0	.303	.297	2
De La Cruz, Jonatan	.265	43	151	25	40	4	3	2	24	2	0	2	11	0	12	7	6	4	.371	.323	8
De La Rosa, Anderson	.153	46	131	19	20	3	0	0	11	3	1	5	17	0	35	5	4	4	.176	.273	1
De Leon, Abraham	.222	5	9	1	2	0	0	0	1	0	0	0	1	0	1	0	0	1	.222	.300	1
Garabito, Yeis	.189	27	90	9	17	7	0	0	3	1	0	0	8	0	34	5	2	0	.267	.255	6
Garcia, Elvis	.367	11	30	9	11	3	1	1	5	0	1	2	4	0	10	3	1	1	.633	.459	1
Ledezma, Diego	.229	23	70	1	16	3	0	0	9	0	2	0	4	0	18	1	2	1	.271	.263	8
Marte, Miguel	.304	39	102	10	31	9	0	0	17	0	2	1	18	1	28	2	1	0	.392	.407	4
Mateo, Reynaldo	.364	41	107	17	39	12	0	3	21	1	0	6	18	0	21	3	1	3	.561	.481	7
Osorio, Luis	.179	28	95	6	17	2	0	0	3	1	0	1	15	0	25	3	2	3	.200	.297	7
Peralta, Jensi	.246	52	179	20	44	6	2	1	14	0	0	6	10	0	48	6	7	2	.318	.308	9
Rojas, Kelvin	.265	49	162	29	43	12	2	5	20	0	3	7	14	1	39	8	5	5	.457	.344	1
Rosario, Jose	.169	31	89	7	15	6	0	0	6	3	0	1	14	0	26	2	2	1	.236	.288	3
Santana, Gabriel	.234	40	141	17	33	4	0	0	12	1	0	4	7	0	20	8	3	6	.262	.289	3
Sayegh, Jose	.143	31	91	4	13	0	0	0	2	0	0	3	3	0	49	2	2	1	.143	.196	1
Sena, Alan	.229	34	83	6	19	1	1	0	3	3	0	5	6	0	29	6	2	0	.265	.319	1
Soto, Michael	.224	49	165	17	37	8	0	2	19	1	0	1	22	2	40	4	1	2	.309	.319	7
Trinidad, Victor	.227	17	44	11	10	2	0	0	5	1	1	2	12	0	14	7	3	0	.273	.407	2
Zarraga, Jonesy	.191	53	136	22	26	5	4	3	13	5	0	16	15	0	55	5	6	1	.353	.341	3
Team Total	.227	71	2252	276	511	95	16	20	217	26	14	71	228	5	603	93	57	35	.310	.316	121

Dominican Republic A's, continued

PITCHERS	W	L	ERA	G	GS	CG	SHO	SV	SVO	IP	H	R	ER	HR	HB	BB	IBB	SO	WP	BK	AVG
Acevedo, Rony	0	0	4.26	2	1	0	0	0	0	6.1	7	4	3	0	1	0	0	8	0	0	.304
Almonte, Edward	1	0	1.46	6	0	0	0	0	0	12.1	9	6	2	0	3	7	0	7	2	0	.191
Astacio, Andres	1	4	3.65	13	11	0	0	0	0	56.2	68	32	23	3	8	13	0	42	6	1	.296
Azor, Jose	2	3	3.83	14	8	0	0	0	0	49.1	31	25	21	0	7	33	0	28	10	1	.186
Bautista, William	3	2	3.79	15	2	0	0	0	2	35.2	46	23	15	2	3	15	0	17	1	1	.301
Benzant, Leonel	0	9	9.50	15	8	0	0	0	0	41.2	45	50	44	2	7	33	0	26	16	2	.283
Castillo, Jose	3	4	6.27	15	6	0	0	1	1	37.1	41	35	26	1	7	37	2	20	20	1	.299
Cruzado, Fernando	0	0	0.00	1	0	0	0	0	0	1.0	0	0	0	0	1	2	0	0	0	0	.000
De Los Santos, Robinson	1	4	3.15	19	0	0	0	0	1	34.1	24	15	12	2	6	17	0	41	11	1	.200
Diaz, Victor	0	1	8.10	8	0	0	0	0	1	10.0	6	10	9	0	5	11	0	9	10	0	.182
Duran, Omar	0	0	1.00	3	1	0	0	0	0	9.0	2	2	1	0	0	3	0	14	6	1	.065
Ferreras, Ronald	0	0	47.25	2	1	0	0	0	0	1.1	1	8	7	0	2	5	0	1	3	0	.167
Fortuna, Anderson	0	2	5.13	11	2	0	0	2	2	26.1	24	16	15	0	6	15	0	22	6	0	.245
Garabito, Yeis	0	0	13.50	2	0	0	0	0	0	2.0	5	3	3	0	0	3	0	1	1	0	.500
Gonzalez, Junior	0	1	13.50	3	1	0	0	0	0	3.1	3	5	5	0	0	9	0	3	2	0	.300
Jose, Luis	3	4	1.93	21	0	0	0	2	5	42.0	28	15	9	2	6	20	1	25	7	0	.189
Juma, Alexis	1	0	1.72	10	3	0	0	1	1	31.1	25	10	6	1	5	10	0	20	9	0	.216
Merestil, Rene	1	6	2.10	14	9	0	0	0	0	60.0	42	23	14	2	5	29	0	58	8	0	.203
Nolasco, Alex	0	3	13.00	6	3	0	0	0	0	9.0	11	15	13	1	3	15	0	7	8	1	.324
Oliveros, Jose	0	0	2.25	3	3	0	0	0	0	12.0	8	3	3	0	0	0	0	14	0	0	.182
Paez, Argenis	1	1	6.75	3	1	0	0	0	0	6.2	9	5	5	0	0	4	0	6	4	0	.333
Ramirez, Benito	0	1	18.00	9	0	0	0	0	0	8.0	5	18	16	0	8	16	0	9	15	0	.185
Reyes, Luis	0	0	10.13	4	2	0	0	0	0	8.0	12	9	9	0	1	5	0	6	1	0	.343
Rodriguez, Kevin	0	2	4.00	9	6	0	0	0	0	27.0	20	15	12	2	3	15	0	22	8	1	.208
Rosario, Jose	0	0	18.00	1	0	0	0	0	0	1.0	2	2	2	0	0	1	0	1	1	0	.400
Suniaga, Elijah	1	2	2.77	4	3	0	0	0	0	13.0	15	6	4	0	0	2	0	2	0	0	.306
Trinidad, Victor	0	0	0.00	8	0	0	0	1	1	10.1	7	2	0	0	2	2	0	13	1	0	.200
Zapata, Roberto	1	2	4.41	17	0	0	0	0	0	32.2	28	20	16	0	8	16	0	20	6	0	.237
Team Total	19	51	4.52	71	71	0	2	7	14	587.2	524	377	295	18	97	338	3	442	162	10	.242

A'S FIRST ROUND DRAFT PICKS

1965 Rick Monday, OF	1982 None (2)	1998 Mark Mulder, LHP
1966 Reggie Jackson, OF	1983 Stan Hilton, RHP	1999 Barry Zito, LHP
1967 Brian Bickerton, LHP	1984 Mark McGwire, 1B	2000 None (6)
1968 Pete Broberg, RHP*	1985 Walt Weiss, SS	2001 Bobby Crosby, SS
1969 Dan Stanhouse, RHP/SS	1986 Scott Hemond, C	Jeremy Bonderman, RHP (7)
1970 Dan Ford, OF	1987 Lee Tinsley, OF	2002 Nick Swisher, OF (8)
1971 William Daniels, RHP	1988 Stan Royer, 3B	Joe Blanton, RHP (9)
1972 Chet Lemon, SS	1989 None (3)	John McCurdy, SS
1973 Randy Scarbery, RHP	1990 Todd Van Poppel, RHP (4)	Ben Fritz, RHP (10)
1974 Jerry Johnson, C*	Don Peters, RHP	2003 Brad Sullivan, RHP
1975 Bruce Robinson, C	1991 Brent Gates, SS	Brian Snyder, 3B (11)
1976 Mike Sullivan, RHP*	1992 Benji Grigsby, RHP	2004 Landon Powell, C (12)
1977 Craig Harris, RHP	1993 John Wasdin, RHP	Richie Robnett, OF
1978 Mike Morgan, RHP	1994 Ben Grieve, OF	2005 Cliff Pennington, SS
Tim Conroy, LHP (1)	1995 Ariel Prieto, RHP	2006 None (13)
1979 Juan Bustabad, INF*	1996 Eric Chavez, SS	2007 James Simmons, RHP
1980 Mike King, LHP	1997 Chris Enochs, RHP	2008 Jemile Weeks, 2B
1981 Tim Pyznarski, 3B	Eric DuBose, LHP (5)	2009 Grant Green, SS

* Did not sign with A's

- | | |
|--|---|
| (1) Compensation for the loss of free agent Mike Jorgensen | (8) Compensation for the loss of free agent Johnny Damon |
| (2) Choice to Boston as compensation for Joe Rudi | (9) Compensation for the loss of free agent Jason Giambi |
| (3) Choice to Seattle as compensation for Mike Moore | (10) Compensation for the loss of free agent Jason Isringhausen |
| (4) Compensation for the loss of free agent Dave Parker | (11) Compensation for the loss of free agent Ray Durham |
| (5) Compensation for the loss of free agent Mike Bordick | (12) Compensation for the loss of free agent Keith Foulke |
| (6) Choice to Anaheim as compensation for Mike Magnante | (13) Choice to Washington as compensation for Esteban Loaiza |
| (7) Compensation for the loss of free agent Kevin Appier | |

ORGANIZATIONAL LEADERS

ORGANIZATIONAL BATTING LEADERS

BATTING AVERAGE	CLUB(S)	AvG.	G	AB	R	H	HR	RBI
Everidge, Tommy	SAC, MID	.335	107	430	80	144	20	94
Carter, Chris	SAC, MID	.329	138	544	115	179	28	115
Carter, Yusuf	STO	.318	91	352	61	112	14	52
Kleen, Steve	STO, KCC	.312	140	516	87	161	15	85
Patterson, Eric	SAC	.307	110	466	91	143	12	56
Cunningham, Aaron	SAC	.302	83	334	62	101	11	48
Cardenas, Adrian	SAC, MID	.299	130	508	79	152	4	79
Spencer, Matthew	MID, STO	.289	123	488	79	141	19	91
Desme, Grant	STO, KCC	.288	131	486	98	140	31	89
Sulentic, Matthew	MID	.288	113	413	60	119	7	52

(Minimum 313 at bats)

HITS	CLUB(S)	H	WALKS	CLUB(S)	BB	HOME RUNS	CLUB(S)	HR
Carter, Chris	SAC, MID	179	Carter, Chris	SAC, MID	85	Desme, Grant	STO, KCC	31
Kleen, Steve	STO, KCC	161	Donaldson, Josh	MID	80	Carter, Chris	SAC, MID	28
Cardenas, Adrian	SAC, MID	152	Mitchell, Jermaine	STO	73	Carson, Matt	SAC	25
Everidge, Tommy	SAC, MID	144	Horton, Joshua	MID	65	Everidge, Tommy	SAC, MID	20
Patterson, Eric	SAC	143	Gilbert, Archie	MID	61	Spencer, Matthew	MID, STO	19
Spencer, Matthew	MID, STO	141	Kleen, Steve	STO, KCC	60	Recker, Anthony	SAC, MID	15
Desme, Grant	STO, KCC	140	Crumbliiss, Conner	KCC, VAN	60	Kleen, Steve	STO, KCC	15
Horton, Joshua	MID	134	Cardenas, Adrian	SAC, MID	55	Carter, Yusuf	STO	14
Gilbert, Archie	MID	127	Paramore, Petey	KCC	55	Munson, Eric	SAC	13
Donaldson, Josh	MID	123	two hitters tied		54	Patterson, Eric	SAC	12

RBI	CLUB(S)	RBI	STOLEN BASES	CLUB(S)	SB	EXTRA-BASE HITS	CLUB(S)	EBH
Carter, Chris	SAC, MID	115	Patterson, Eric	SAC	43	Carter, Chris	SAC, MID	73
Everidge, Tommy	SAC, MID	94	Desme, Grant	STO, KCC	40	Desme, Grant	STO, KCC	68
Spencer, Matthew	MID, STO	91	Gilbert, Archie	MID	29	Carson, Matt	SAC	57
Donaldson, Josh	MID	91	Christian, Jason	KCC	28	Spencer, Matthew	MID, STO	56
Desme, Grant	STO, KCC	89	Pennington, Cliff	SAC	27	Everidge, Tommy	SAC, MID	54
Kleen, Steve	STO, KCC	85	Richard, Michael	STO	24	Patterson, Eric	SAC	52
Cardenas, Adrian	SAC, MID	79	Wimberly, Corey	MID, AZL	22	Cardenas, Adrian	SAC, MID	49
Carson, Matt	SAC	77	Sulentic, Matthew	MID	21	Donaldson, Josh	MID	47
Munson, Eric	SAC	68	Coleman, Dusty	STO, KCC	20	Kleen, Steve	STO, KCC	46
Valdez, Alex	MID, STO	65	House, Tyreace	VAN	19	Coleman, Dusty	STO, KCC	41

RUNS SCORED	CLUB(S)	R	DOUBLES	CLUB(S)	2B	SLUGGING PCT.	CLUB(S)	SLG
Carter, Chris	SAC, MID	115	Carter, Chris	SAC, MID	43	Carter, Chris	SAC, MID	.570
Desme, Grant	STO, KCC	98	Cardenas, Adrian	SAC, MID	41	Desme, Grant	STO, KCC	.568
Patterson, Eric	SAC	91	Donaldson, Josh	MID	37	Everidge, Tommy	SAC, MID	.556
Kleen, Steve	STO, KCC	87	Spencer, Matthew	MID, STO	34	Carson, Matt	SAC	.514
Gilbert, Archie	MID	81	Everidge, Tommy	SAC, MID	33	Patterson, Eric	SAC	.494
Everidge, Tommy	SAC, MID	80	Desme, Grant	STO, KCC	31	Carter, Yusuf	STO	.494
Horton, Joshua	MID	80	Kleen, Steve	STO, KCC	30	Spencer, Matthew	MID, STO	.488
Spencer, Matthew	MID, STO	79	Patterson, Eric	SAC	29	Cunningham, Aaron	SAC	.479
Cardenas, Adrian	SAC, MID	79	Carson, Matt	SAC	29	Recker, Anthony	SAC, MID	.462
Coleman, Dusty	STO, KCC	70	Johnson, Todd	STO	29	Kleen, Steve	STO, KCC	.461

TOTAL BASES	CLUB(S)	TB	TRIPLES	CLUB(S)	3B	ON-BASE PCT.	CLUB(S)	OBP
Carter, Chris	SAC, MID	310	Patterson, Eric	SAC	11	Crumbliiss, Conner	KCC, VAN	.423
Desme, Grant	STO, KCC	276	Valdez, Alex	MID, STO	7	Carter, Chris	SAC, MID	.422
Everidge, Tommy	SAC, MID	239	Desme, Grant	STO, KCC	6	Everidge, Tommy	SAC, MID	.402
Kleen, Steve	STO, KCC	238	Coleman, Dusty	STO, KCC	6	Kleen, Steve	STO, KCC	.395
Spencer, Matthew	MID, STO	238	Hernandez, Franklin	KCC	6	Barton, Daric	SAC, STO, AZL	.384
Patterson, Eric	SAC	230	Horton, Joshua	MID	6	Gilbert, Archie	MID	.384
Carson, Matt	SAC	226	Martinez, Frank	STO	6	Donaldson, Josh	MID	.379
Cardenas, Adrian	SAC, MID	213	Mitchell, Jermaine	STO	6	Patterson, Eric	SAC	.376
Donaldson, Josh	MID	189	six hitters tied		5	Richard, Michael	STO	.375
Horton, Joshua	MID	182				Carter, Yusuf	STO	.373

Organizational Leaders, continued

ORGANIZATIONAL PITCHING LEADERS

EARNED RUN AVERAGE	CLUB(S)	W-L	ERA	IP	H	BB	SO
Smalley, Kenny	KCC	9-8	2.73	131.2	109	60	119
Hornbeck, Ben	MID, STO, KCC	9-5	3.17	116.1	88	46	159
Capra, Anthony	STO, KCC	6-9	3.20	152.0	112	61	170
Figueroa, Pedro	STO, KCC	13-6	3.38	152.0	151	66	145
Godfrey, Graham	MID	11-8	3.50	159.1	153	51	110
Hernandez, Carlos	SAC, MID, STO	15-8	4.06	150.2	164	53	116
Ross, Tyson	MID, STO	10-10	4.09	136.1	118	53	113
Leblanc Poirier, Mathieu	STO, KCC	5-10	4.66	116.0	113	53	77
Haviland, Shawn	KCC	6-11	4.71	153.0	170	53	121
Reineke, Chad	SAC	9-4	4.75	125.0	134	52	91

(Minimum 93.0 innings pitched)

STRIKEOUTS	CLUB(S)	SO	WINS	CLUB(S)	W	SAVES	CLUB(S)	SV
Capra, Anthony	STO, KCC	170	Hernandez, Carlos	SAC, MID, STO	15	Storey, Mickey	SAC, MID, STO, KCC	18
Hornbeck, Ben	MID, STO, KCC	159	Figueroa, Pedro	STO, KCC	13	Gray, Jeff	SAC	16
Figueroa, Pedro	STO, KCC	145	Sharpe, Steven	SAC, MID, STO	12	Demel, Sam	SAC, MID	14
Haviland, Shawn	KCC	121	Godfrey, Graham	MID	11	Murray, Justin	STO, KCC	12
Smalley, Kenny	KCC	119	Ross, Tyson	MID, STO	10	Lansford, Jared	SAC, MID	12
Hernandez, Carlos	SAC, MID, STO	116	Banwart, Travis	SAC, MID	10	Smyth, Paul	KCC, VAN	11
Ross, Tyson	MID, STO	113	Hornbeck, Ben	MID, STO, KCC	9	Hunton, Jon	MID, STO	10
Godfrey, Graham	MID	110	Smalley, Kenny	KCC	9	Guzman, Jose	KCC, VAN	10
Hodsdon, Scott	SAC, STO	105	Reineke, Chad	SAC	9	Espinal, Leonardo	STO, KCC	8
Eveland, Dana	SAC	92	Three pitchers tied		8	Marshall, Jay	SAC	7
Gordon, Derrick	SAC, STO	92				Hoehn, Connor	VAN, AZL	7

INNINGS PITCHED	CLUB(S)	IP	COMPLETE GAMES	CLUB(S)	CG
Godfrey, Graham	MID	159.1	Godfrey, Graham	MID	1
Haviland, Shawn	KCC	153.0	Ross, Tyson	MID, STO	1
Capra, Anthony	STO, KCC	152.0	Fernandez, Jason	MID	1
Figueroa, Pedro	STO, KCC	152.0	Simmons, James	SAC	1
Hernandez, Carlos	SAC, MID, STO	150.2	Middleton, Kyle	MID	1
Banwart, Travis	SAC, MID	146.0			
Ross, Tyson	MID, STO	136.1			
Hodsdon, Scott	SAC, STO	136.0			
Smalley, Kenny	KCC	131.2			
Fernandez, Jason	MID	125.0			
Reineke, Chad	SAC	125.0			

ORGANIZATIONAL STANDINGS

Club	First Half			Second Half			Overall			
	W-L	Pos.	GB	W-L	Pos.	GB	W-L	Pos.	GB	Pct.
Sacramento (AAA)	—	—	—	—	—	—	86-57	1st	—	.601
Midland (AA)	37-33	2nd	-2.0	41-29	1st	—	78-62	1st	—	.557
Stockton (A)	25-45	5th	-17.0	36-34	3rd	-15.0	61-79	5th	-32.0	.436
Kane County (A)	41-29	1st	—	35-35	4th	-8.5	76-64	3rd	-6.0	.543
Vancouver (Short-A)	—	—	—	—	—	—	36-40	3rd	-13.0	.474
Arizona (Rookie)	10-18	5th	-9.0	12-16	5th	-8.0	22-34	5th	-17.0	.393
Dominican (Rookie)	—	—	—	—	—	—	19-51	4th	-26.5	.271

DRAFT PICKS

Rd	Name	Pos	School	Hometown	B/T	Ht	Wt
1	Grant Green	SS	USC	Anaheim, CA	R/R	6-3	180
3	Justin Marks	LHP	Louisville	Owensboro, KY	L/L	6-3	195
4	Max Stassi	C	Yuba City HS	Yuba City, CA	R/R	5-10	187
5	Stephen Parker	3B	Brigham Young	American Fork, UT	L/R	6-2	195
6	Ryan Ortiz	C	Oregon State	San Diego, CA	R/R	6-3	195
7	Ian Krol	LHP	Neuqua Valley HS	Naperville, IL	L/L	6-1	170
8	Robert Gilliam	RHP	UNC Greensboro	Chapel Hill, NC	R/R	6-1	205
9	Myrio Richard	CF	Prairie View A&M	Lake Charles, LA	R/R	6-3	190
10	Samuel Dyson	RHP	South Carolina	Tampa, FL	R/R	6-2	200
11	Michael Spina	3B	Cincinnati	Newberry, FL	R/R	6-0	215
12	Connor Hoehn	RHP	St. Petersburg JC	Damascus, MD	R/R	6-1	210
13	Murphy Smith	RHP	Binghamton	Clifton Park, NY	R/R	6-3	210
14	Draw Gagnier	RHP	Oregon	Santa Cruz, CA	R/R	6-4	225
15	Anthony Aliotti	1B	St. Mary's	Concord, CA	L/L	6-0	204
16	Joshua Leyland	C	San Dimas HS	San Dimas, CA	R/R	6-3	220
17	Patrick Stover	OF	Rocklin HS	Rocklin, CA	R/R	6-4	210
18	Max Peterson	LHP	San Jose State	San Diego, CA	L/L	6-2	205
19	Daniel Tenholder	RHP	Austin Peay State	Clarksville, TN	R/R	6-2	190
20	Tyler Bernard	SS	Valley Center HS	Valley Center, CA	R/R	6-0	180
21	Michael Faulkner	CF	Germantown HS	Memphis, TN	L/L	5-9	165
22	Ryan Quigley	LHP	Northeastern	Taunton, MA	L/L	6-4	215
23	Kent Walton	CF	Brigham Young	Mesa, AZ	R/R	6-0	195
24	Daniel Straily	RHP	Marshall	Springfield, OR	R/R	6-2	220
25	Chris Mederos	RHP	Georgia Southern	Valdosta, GA	R/R	6-3	175
26	Nathan Long	RHP	Texas-Arlington	Fort Worth, TX	R/R	6-2	210
27	Michael Gilmartin	2B	Wofford	Moorpark, CA	S/R	6-0	190
28	Connor Crumbliss	OF	Emporia State	Arkansas City, KS	L/R	5-8	170
29	Michael Zunino	C	Mariner HS	Cape Coral, FL	R/R	6-1	190
30	Rory Consigni	OF	Notre Dame HS	Welland, ON, Can.	L/R	6-2	205
31	Ian Texidor	3B	C.E.D.E.A. HS	San Juan, PR	R/R	6-3	190
32	Garrett Claypool	RHP	UCLA	West Hills, CA	R/R	6-2	170
33	Michael Bolsinger	RHP	Arkansas	McKinney, TX	R/R	6-2	215
34	Dylan Brown	CF	Oklahoma State	Tampa, FL	R/R	6-2	190
35	Paul Smyth	RHP	Kansas	Atascadero, CA	R/R	6-0	200
36	Jeremy Wells	2B	Patten	Chula Vista, CA	R/R	5-11	175
37	Colin Bates	RHP	North Carolina	Naperville, IL	R/R	6-1	185
38	Tristian Archer	RHP	Sullivan South HS	Kingsport, TN	R/R	6-3	165
39	Ryan Lockwood	OF	South Florida	Lutz, FL	L/R	5-10	175
40	Chris O'Dowd	C	Regis Jesuit HS	Cherry Hills, CO	S/R	5-11	175
41	Justin Hilt	OF	Elon	Louisburg, NC	R/R	6-1	205
42	Blake Crosby	1B	Sacramento St.	Garden Grove, CA	R/R	6-1	200
43	Ryan Lipkin	C	USF	Vacaville, CA	R/R	6-0	200
44	A.J. Huttenlocker	LHP	Missouri Western St.	Buckley, WA	L/L	6-3	195
45	Anthione Shaw	OF	St. Augustine's College	Chicago, IL	R/R	6-1	187
46	Joel Eusebio	IF	Northeastern St.	Santo Domingo, DR	S/R	5-8	175
47	Kyle Roller	1B	East Carolina	Rockingham, NC	L/R	6-1	250
48	Addison Johnson	CF	Clemson	Pfafftown, NC	L/L	5-7	175
49	Anthony Giansanti	OF	Siena College	Montville, CT	R/R	5-10	190
50	Tanner Biagini	3B	Virginia Military Inst.	Grimesland, NC	R/R	6-3	215

Bold indicated players signed

POSTSEASON BESTS

Most World Series Won

Yankees	27
Cardinals	10
Athletics	9
Red Sox	7
Dodgers	6

Most Postseason Appearances

Yankees	48
Dodgers	26
Athletics	23
Cardinals	23
Giants	22

Most Postseason Wins

Yankees	213
Cardinals	98
Red Sox	79
Athletics	78
Braves	76
Dodgers	76

ORGANIZATIONAL PLAYERS

RONY ACEVEDO (LUGO)

RHP

Born: San Cristobal, Dominican Republic, September 18, 1988; **Home:** San Cristobal, Dominican Republic

Bats: Right; **Throws:** Right; **Height:** 6-2; **Weight:** 165

Obtained: Signed as a non-drafted free agent, March 26, 2008

Signed by Juan Carlos De La Cruz.

Year	Club	W	L	ERA	G	GS	CG	SHO	SV	IP	H	R	ER	HR	HB	BB	IBB	SO	WP	BK
2008	DSL A's-2 (R)	1	2	4.67	14	8	0	0	1	44.1	40	25	23	2	6	27	1	49	11	2
2009	DSL A's (R)	0	0	4.26	2	1	0	0	0	6.1	7	4	3	0	1	0	0	8	0	0
	AZL A's (R)	1	1	7.67	19	1	0	0	0	31.2	47	31	27	3	4	14	0	22	7	0

JOSELITO ADAMES (RIVAS)

RHP

Born: Elias Pina, Dominican Republic, November, 26, 1988; **Home:** Elias Pina, Dominican Republic

Bats: Right; **Throws:** Right; **Height:** 6-3; **Weight:** 175

Obtained: Signed as a non-drafted free agent, September 4, 2006

Signed by Juan Carlos De La Cruz.

Year	Club	W	L	ERA	G	GS	CG	SHO	SV	IP	H	R	ER	HR	HB	BB	IBB	SO	WP	BK
2007	DSL A's-2 (R)	1	4	5.11	15	12	0	0	0	37.0	42	28	21	3	3	38	0	44	4	0
2008	DSL A's-1 (R)	0	0	0.00	1	1	0	0	0	4.0	2	0	0	0	0	2	0	5	1	0
	AZL A's (R)	0	3	8.31	14	3	0	0	0	30.1	45	39	28	0	0	17	0	20	8	3
2009	Stockton (A)	0	0	4.50	1	0	0	0	0	4.0	2	2	2	0	0	2	0	3	0	0
	Vancouver (A)	5	6	6.47	16	16	0	0	0	72.1	92	57	52	3	9	32	0	40	9	0

CHRISTOPHER MATHEW AFFINITO

C

Born: East Brunswick, New Jersey, February 10, 1987; **Home:** Edison, New Jersey

Bats: Right; **Throws:** Right; **Height:** 6-3; **Weight:** 230

Obtained: Signed as a non-drafted free agent, June 18, 2009

Graduated from East Brunswick HS...attended Seton Hall University... earned second team All-NJCBA in 2008 and All-Big East and All-NJCBA first team honors in 2009...signed by Marc Sauer...finished ranked seventh in the Arizona League in RBI and tied for seventh in strikeouts in 2009.

Year	Club	W	L	ERA	G	GS	CG	SHO	SV	IP	H	R	ER	HR	HB	BB	IBB	SO	WP	BK
2009	AZL A's (R)	.300	48	180	21	54	11	1	5	36	0	3	3	18	56	0	1	.456	.368	4

MICHAEL LOUIS AFFRONTI

IF

Born: Brooklyn, New York, February 13, 1984; **Home:** Dix Hills, New York

Bats: Right; **Throws:** Right; **Height:** 6-0; **Weight:** 209

Obtained: Selected in the 17th round of the 2006 First-Year Player Draft

Graduated from Commack HS (NY)...attended LeMoyne College...signed by Jeff Bittiger.

Year	Club	AVG.	G	AB	R	H	2B	3B	HR	RBI	SH	SF	HP	BB	SO	SB	CS	SLG	OBP	E
2006	Vancouver (A)	.212	72	273	43	58	10	1	4	31	9	5	21	47	8	3	.300	.276	19	
2007	Kane County (A)	.264	78	295	38	78	15	0	5	29	6	2	4	18	48	8	2	.366	.313	14
	Stockton (A)	.321	26	109	18	35	5	2	2	12	1	3	2	7	20	2	1	.459	.364	5
2008	Stockton (A)	.271	70	273	33	74	13	2	5	26	3	4	8	13	39	4	2	.388	.319	10
	Midland (AA)	.265	27	98	8	26	8	0	2	14	3	1	1	0	20	0	0	.408	.270	7
	Sacramento (AAA)	.367	9	30	5	11	3	0	0	3	0	0	0	0	4	0	0	.467	.367	2
2009	Midland (AA)	.243	52	189	20	46	6	0	3	21	2	3	5	12	26	1	2	.323	.301	13
	Stockton (A)	.220	14	50	4	11	2	0	1	4	1	0	3	1	7	0	2	.320	.278	3
	AZL A's (R)	.300	48	180	21	54	11	1	5	36	0	3	3	18	56	0	1	.456	.368	4

ANTHONY PETE ALIOTTI

IF

Born: February 16, 1987; Boise, Idaho; **Home:** Concord, California

Bats: Left; **Throws:** Left; **Height:** 6-0; **Weight:** 204

Obtained: Selected in the 15th round of the 2009 First-Year Player Draft

Graduated from De La Salle HS (Concord, CA)...attended St. Mary's College...was an honorable mention selection on the All-WCC team for St. Mary's in 2009...signed by Jermaine Clark.

Year	Club	AVG.	G	AB	R	H	2B	3B	HR	RBI	SH	SF	HP	BB	SO	SB	CS	SLG	OBP	E
2009	Vancouver (A)	.239	60	218	19	52	8	0	0	25	2	2	3	36	63	6	1	.275	.351	5

ANDRES ASTACIO

RHP

Born: San Pedro de Macoris, Dominican Republic, August 20, 1990; **Home:** San Pedro de Macoris, Dominican Republic

Bats: Right; **Throws:** Right; **Height:** 6-3; **Weight:** 180

Obtained: Signed as a non-drafted free agent, November 9, 2007

Signed by Amaury Reyes.

Year	Club	W	L	ERA	G	GS	CG	SHO	SV	IP	H	R	ER	HR	HB	BB	IBB	SO	WP	BK
2008	DSL A's-1 (R)	5	3	3.38	12	12	1	0	0	50.2	45	22	19	0	1	23	0	21	11	1
2009	DSL A's (R)	1	4	3.65	13	11	0	0	0	56.2	68	32	23	3	8	13	0	42	6	1

JEFFREY SCOT BAISLEY

IF

Born: Tampa, Florida, December 19, 1982; **Home:** Tampa, Florida

Bats: Right; **Throws:** Right; **Height:** 6-3; **Weight:** 219

Obtained: Selected in the 12th round of the 2005 First-Year Player Draft

Graduated from Land O' Lakes HS (FL) in 2001...attended the University of South Florida...hit .356 with eight home runs and 71 RBI as a senior at USF while setting a school record with 26 doubles in 2005...was a second team All-Conference USA selection in 2005...finished his four-year career with the Bulls with a .342 batting average...was signed by A's scout Steve Barningham...was named Midwest League Most Valuable Player and was a *Baseball America* Low Class-A All-Star while playing for Single-A Kane County in 2006...was also named to the ML postseason All-Star team after leading the league and ranking second in all of minor league baseball with 110 RBI...also led the ML in total bases (242) and sacrifice flies (10), tied for the league lead in runs (86), was second in home runs (22) and extra base hits (58), third in doubles (35) and slugging (.519) and eighth in batting (.298)...also, led the A's farm system in RBI, ranked second in home runs and was fifth in batting in 2006.

Year	Club	AVG.	G	AB	R	H	2B	3B	HR	RBI	SH	SF	HP	BB	SO	SB	CS	SLG	OBP	E
2005	Vancouver (A)	.252	61	218	28	55	15	1	6	38	2	3	12	27	27	3	5	.413	.362	11
2006	Kane County (A)	.298	124	466	86	139	35	1	22	110	0	10	7	62	86	6	1	.519	.382	13
2007	Midland (AA)	.257	101	404	60	104	22	3	11	46	0	6	3	29	84	4	1	.408	.308	15
2008	Sacramento (AAA)	.298	81	299	45	89	25	1	9	44	0	1	5	32	43	0	1	.478	.374	15
	Arizona A's (A)	.273	6	22	4	6	2	0	1	5	0	0	2	0	4	0	0	.500	.333	5
	OAKLAND	.256	14	43	1	11	1	0	0	5	0	0	0	4	7	0	0	.279	.319	1
2009	Sacramento (AAA)	.248	98	355	44	88	21	1	9	38	2	3	5	26	82	2	0	.389	.306	8

TRAVIS JORDAN BANWART

RHP

Born: Wichita, Kansas, February 14, 1986; **Home:** Wichita, Kansas

Bats: Right; **Throws:** Right; **Height:** 6-3; **Weight:** 213

Obtained: Selected in the 4th round of the 2007 First-Year Player Draft

Graduated from Goddard HS (KS)...attended Wichita State University...signed by Jeremy Scheid...named Texas League pitcher of the week from August 3-10 and named to the TL Mid-season All-Star Team in 2009...tied for sixth among all 2009 A's minor league pitchers with 10 wins and finished sixth in innings pitched.

Year	Club	W	L	ERA	G	GS	CG	SHO	SV	IP	H	R	ER	HR	HB	BB	IBB	SO	WP	BK
2007	Kane County (A)	2	1	2.60	12	6	0	0	1	45.0	36	21	13	2	0	10	0	41	2	0
2008	Kane County (A)	2	3	2.38	7	7	1	0	0	41.2	39	15	11	0	1	11	0	41	2	0
	Stockton (A)	2	4	4.45	14	14	0	0	0	58.2	63	35	29	7	0	32	0	54	4	0
2009	Sacramento	0	1	10.50	1	1	0	0	0	6.0	11	7	7	0	0	1	0	5	0	0
	Midland (AA)	10	5	4.89	27	27	0	0	0	140.0	165	87	76	13	4	44	1	77	13	0

JEREMY LEE BARFIELD

OF

Born: Houston, Texas, July 12, 1988; **Home:** Spring, Texas

Bats: Right; **Throws:** Right; **Height:** 6-5; **Weight:** 243

Obtained: Selected in the 8th round of the 2008 First-Year Player Draft

Graduated from Klein HS (TX)...attended San Jacinto College...signed by Blake Davis...ranked among Northwest League leaders in RBI (T-5th) and doubles (T-10th) in 2008...named to 2009 Midwest League Mid-season All-Star team.

Year	Club	AVG.	G	AB	R	H	2B	3B	HR	RBI	SH	SF	HP	BB	SO	SB	CS	SLG	OBP	E
2008	Vancouver (A)	.271	69	251	28	68	17	0	3	41	2	1	1	26	42	5	3	.375	.341	5
2009	Kane County (A)	.262	116	404	48	106	23	2	8	52	0	4	4	48	98	1	5	.389	.343	9

Organizational Players, continued

DONALD EARL BARHAM

LHP

Goes by "Trey"

Born: Norfolk, Virginia, November 7, 1985; **Home:** Portsmouth, Virginia

Bats: Left; **Throws:** Left; **Height:** 6-0; **Weight:** 243

Obtained: Selected in the 25th round of the 2008 First-Year Player Draft

Graduated from Greenbrier Christian Academy (VA)...graduated from Virginia Military Institute...signed by Matt Ranson.

Year	Club	W	L	ERA	G	GS	CG	SHO	SV	IP	H	R	ER	HR	HB	BB	IBB	SO	WP	BK
2008	Vancouver (A)	4	4	3.46	20	7	0	0	0	52.0	51	23	20	1	5	17	0	36	7	0
2009	Kane County (A)	4	1	1.24	28	1	0	0	2	43.2	26	7	6	1	1	11	1	41	1	0

KRISTIAN DANIEL BELL

RHP

Born: Katy, Texas, January 11, 1984; **Home:** Plantersville, Texas

Bats: Right; **Throws:** Right; **Height:** 6-0; **Weight:** 198

Obtained: Acquired from the Toronto Blue Jays with pitcher Graham Godfrey for infielder Marco Scutaro, November 18, 2007

Graduated from Klein Oak HS (Spring, TX) and Blinn College...originally selected by Toronto in the 11th round of the 2004 First-Year Player Draft...signed by Andy Beene...ranked third in the New York-Penn League in starts and finished fifth in strikeouts in 2005.

Year	Club	W	L	ERA	G	GS	CG	SHO	SV	IP	H	R	ER	HR	HB	BB	IBB	SO	WP	BK
2004	Auburn (A)	4	0	5.85	19	0	0	0	1	32.1	30	22	21	1	4	22	0	32	8	0
2005	Auburn (A)	5	4	3.14	15	15	0	0	0	77.1	74	38	27	3	2	33	0	71	12	0
2006	Lansing (A)	6	6	3.80	23	23	0	0	0	128.0	111	59	54	7	12	65	0	86	12	0
2007	Dunedin (A)	3	7	5.33	22	11	0	0	0	77.2	89	47	46	9	5	28	0	46	2	0
2008	Midland (AA)	1	1	9.45	11	0	0	0	0	13.1	23	17	14	4	0	7	0	7	1	0
	Stockton (A)	0	0	7.71	6	0	0	0	0	7.0	11	7	6	2	0	4	0	6	0	0
2009	Midland (AA)	1	2	8.67	9	7	0	0	0	27.0	50	29	26	2	1	18	1	12	4	0
	Stockton (A)	0	0	3.52	5	0	0	0	0	7.2	5	3	3	1	2	5	1	0	7	0

MICHAEL JOSEPH BENACKA

RHP

Born: Chicago, Illinois, August 2, 1982; **Home:** Algonquin, Illinois

Bats: Right; **Throws:** Right; **Height:** 6-1; **Weight:** 213

Obtained: Signed as a free agent to a minor league contract, July 23, 2008

Graduated from Marian Central Catholic HS...attended Lindenwood University...named to the 2009 Texas League Mid-season All-Star Team.

Year	Club	W	L	ERA	G	GS	CG	SHO	SV	IP	H	R	ER	HR	HB	BB	IBB	SO	WP	BK
2008	Stockton (A)	4	2	2.39	15	0	0	0	0	26.1	18	8	7	4	3	11	1	37	4	0
2009	Sacramento (AAA)	0	1	1.98	10	0	0	0	0	13.2	6	3	3	0	3	6	0	18	4	0
	Midland (AA)	3	0	2.74	45	0	0	0	4	65.2	52	21	20	0	2	32	2	72	8	0

CHRISTOPHER BERROA

OF

Born: Pennsauken, New Jersey, February 3, 1989; **Home:** Camden, New Jersey

Bats: Right; **Throws:** Right; **Height:** 6-1; **Weight:** 173

Obtained: Selected in the 11th round of the 2008 First-Year Player Draft

Graduated from Pennsauken HS...attended Chipola Junior College...signed by Armann Brown.

Year	Club	AVG.	G	AB	R	H	2B	3B	HR	RBI	SH	SF	HP	BB	SO	SB	CS	SLG	OBP	E
2008	AZL A's (R)	.311	13	45	8	14	0	0	0	3	0	1	2	5	10	4	3	.311	.396	2
2009	Kane County (A)	.219	64	187	27	41	6	2	1	12	0	0	1	21	60	8	4	.289	.301	2

CEDRICK JEROME BOWERS

LHP

See biography in 2010 Non-Roster Players section.

OLIVER DANIEL BOX

C

Born: Melbourne, Australia, February 2, 1991; **Home:** Victoria, Australia

Bats: Right; **Throws:** Right; **Height:** 6-2; **Weight:** 198

Obtained: Signed as a non-drafted free agent, February 4, 2009

Attended MacKillop Catholic College...signed by Russ Spear...attended A's extended Spring Training camp before returning to Australia to play for the Australian Summer League in 2009.

YEUDY RAFAEL BRAZOBAN (BRAND)**OF****Born:** Santo Domingo, Dominican Republic, September 9, 1988; **Home:** Santo Domingo, Dominican Republic**Bats:** Right; **Throws:** Right; **Height:** 6-1; **Weight:** 185**Obtained:** Signed as a non-drafted free agent, November 30, 2005

Signed by Juan Carlos De La Cruz.

Year	Club	AVG.	G	AB	R	H	2B	3B	HR	RBI	SH	SF	HP	BB	SO	SB	CS	SLG	OBP	E
2006	DSL A's-2 (R)	.201	48	149	14	30	5	0	1	14	0	2	1	9	29	8	1	.255	.248	4
2007	DSL A's-2 (R)	.201	44	144	11	29	2	0	1	11	1	1	1	9	27	5	1	.236	.252	6
	DSL A's-1 (R)	.260	48	154	24	40	11	2	0	16	0	1	2	12	25	9	3	.357	.320	3
2009	DSL A's (R)	.107	9	28	3	3	0	0	1	5	0	2	0	1	4	0	0	.214	.129	0
	AZL A's (R)	.220	30	109	11	24	5	1	0	5	1	0	0	2	29	3	1	.284	.234	3

COREY ALLEN BROWN**OF**

See biography in 2010 Non-Roster Players section.

ANTHONY GUERINO SALVATORE CAPRA**LHP****Born:** Wheat Ridge, Colorado, April 3, 1987; **Home:** Arvada, Colorado**Bats:** Left; **Throws:** Left; **Height:** 6-1; **Weight:** 223**Obtained:** Selected in the 4th round of the 2008 First-Year Player Draft.

Graduated from Arvada West HS (CO)...attended Wichita State University...signed by Yancy Ayres...earned Midwest League pitcher of the week honors from July 6-13, 2009...finished ranked third among all A's minor leaguers with a compiled 3.20 ERA and led all A's farmhands with 170 total strikeouts and ranked tied for third in innings pitched (152.0).

Year	Club	W	L	ERA	G	GS	CG	SHO	SV	IP	H	R	ER	HR	HB	BB	IBB	SO	WP	BK
2008	Kane County (A)	4	3	4.22	10	10	0	0	0	49.0	48	25	23	3	2	22	0	39	6	0
2009	Kane County (A)	4	7	3.24	18	18	0	0	0	100.0	70	39	36	9	3	40	0	103	14	0
	Stockton (A)	2	2	3.12	9	9	0	0	0	52.0	42	24	18	6	2	21	0	67	4	1

ADRIAN CARDENAS**IF**

See biography in 2010 Non-Roster Players section.

GARY ANDREW CARIGNAN**RHP**

Goes by "Andrew"

Born: New London, Connecticut, July 23, 1986; **Home:** Norwich, Connecticut**Bats:** Right; **Throws:** Right; **Height:** 5-11; **Weight:** 205**Obtained:** Selected in the 5th round of the 2007 First-Year Player Draft

Graduated from Norwich (CT) Free Academy HS...attended University of North Carolina...led the ACC and tied for fourth nationally with 15 saves in 2006...was named All-ACC in 2007 after tying for the NCAA Division I lead with 18 saves...his great-grandfather, Augustine "Lefty" Dugas, played for the Pittsburgh Pirates (1930, 32), Philadelphia Phillies (1933) and Washington Senators (1934)... signed by A's scout Neil Avent...led the A's farm system with 28 saves in 2008, which were tied for 11th in all of minor league baseball...was named to the Texas League All-Star team...also pitched for the Arizona Fall League Champion Phoenix Desert Dogs and led the league with six saves that year.

Year	Club	W	L	ERA	G	GS	CG	SHO	SV	IP	H	R	ER	HR	HB	BB	IBB	SO	WP	BK
2007	Kane County (A)	1	1	2.03	12	0	0	0	4	13.1	6	7	3	0	0	11	1	19	4	0
2008	Stockton (A)	1	1	0.90	9	0	0	0	4	10.0	5	1	1	0	1	5	0	17	1	0
	Midland (AA)	3	3	2.22	46	0	0	0	24	52.2	36	15	13	4	3	39	1	67	4	0
2009	Stockton (A)	0	0	4.50	2	0	0	0	0	2.0	1	1	1	0	0	3	0	2	0	0

MATTHEW REESE CARSON**OF**

See biography in 2010 Non-Roster Players section.

YUSUF ALI CARTER**OF****Born:** New York, New York, February 6, 1985; **Home:** Brooklyn, New York**Bats:** Switch; **Throws:** Right; **Height:** 6-2; **Weight:** 215**Obtained:** Selected in the Triple-A portion of the Rule 5 Draft, December 11, 2008

Graduated from Canarsie High School (NY)...attended El Paso Community College...originally selected by Chicago Cubs in the 12th round of the 2005 First-Year Player Draft...finished ranked among all 2009 A's minor league players in batting average (3rd), slugging percentage (6th), home runs (8th) and on-base percentage (10th).

Organizational Players, continued

Year	Club	AVG.	G	AB	R	H	2B	3B	HR	RBI	SH	SF	HP	BB	SO	SB	CS	SLG	OBP	E
2005	Mesa (R)	.263	11	38	6	10	2	0	1	8	0	0	0	1	14	1	0	.395	.275	0
2006	Peoria (A)	.210	78	276	36	58	8	1	12	54	0	4	1	23	88	3	3	.377	.270	9
2007	Peoria (A)	.258	68	252	37	65	9	5	10	41	2	2	0	10	84	11	4	.452	.284	5
	Daytona (A)	.190	58	195	17	37	9	2	6	28	1	1	0	10	64	4	2	.349	.228	7
2008	Daytona (A)	.233	83	279	55	65	18	1	13	40	2	3	2	27	69	16	4	.444	.302	6
2009	Stockton (A)	.318	91	352	61	112	12	4	14	52	0	4	2	31	89	4	2	.494	.373	9

GERNALDO JOSE CASTILLO (SOTO)

IF

Born: Barquisimeto, Venezuela, July 17, 1989; **Home:** Barquisimeto, Venezuela

Bats: Right; **Throws:** Right; **Height:** 5-11; **Weight:** 145

Obtained: Signed as a non-drafted free agent, January 16, 2006

Signed by Julio Franco and Ruben Barradas...led the Arizona League in walks and finished seventh in on-base percentage in 2009.

Year	Club	AVG.	G	AB	R	H	2B	3B	HR	RBI	SH	SF	HP	BB	SO	SB	CS	SLG	OBP	E
2006	DSL A's-2 (R)	.227	53	150	19	34	3	0	0	13	1	1	4	31	16	5	3	.247	.371	15
2007	DSL A's-1 (R)	.273	57	183	34	50	6	1	0	19	1	0	4	45	21	12	6	.317	.427	4
2008	DSL A's-2 (R)	.197	45	147	23	29	6	0	0	15	1	2	5	22	13	6	5	.238	.318	1
2009	AZL A's (R)	.265	55	189	29	50	7	0	0	20	3	2	4	43	34	3	3	.302	.408	19
	DSL A's (R)	.208	8	24	5	5	0	0	0	2	0	1	0	6	4	3	0	.208	.355	0

Year	Club	W	L	ERA	G	GS	CG	SHO	SV	IP	H	R	ER	HR	HB	BB	IBB	SO	WP	BK
2007	DSL A's-1 (R)	0	0	0.00	1	0	0	0	1	0.2	0	0	0	0	0	0	0	0	0	0

YUNG-CHI CHEN

IF

Born: Taitung County, Taiwan, July 13, 1983; **Home:** Taitung County, Taiwan

Bats: Right; **Throws:** Right; **Height:** 5-11; **Weight:** 170

Obtained: Claimed on waivers from Seattle, November 12, 2008

Attended the National College of Physical Education and Sports in Taoyuan, Taiwan...led NCPES to their first ever Taiwan All-College Championship Crown...was the youngest member of the Taiwan National Team...named All-Star shortstop in Taipei's NBC World Series Championship Crown in Wichita, Kansas, batting .405 with 11 RBI and 17 hits...participated for Chinese Taipei in the 2004 Summer Olympics in Athens...named All-Star 2B for the 2005 World Cup in Holland...played for Chinese Taipei in the inaugural 2006 World Baseball Classic...originally signed by the Seattle Mariners as a non-drafted free agent, January 15...was signed by Seattle scout Jamey Storwick...finished fifth in the Midwest League with 147 hits in 2005...led all Mariners farmhands with a .324 average, tied for the lead with 142 hits, tied for second with 26 stolen bases and ranked fifth with 72 RBI in 2006...had an 18-game hitting streak from April 23 to May 13, which tied for fourth longest in the California League...also in 2006, was named to the mid-season California League All-Star team...went 0 for 2 in the All-Star Futures Game in Pittsburgh for the International squad in 2006...played for Peoria in the Arizona Fall League in 2007.

Year	Club	AVG.	G	AB	R	H	2B	3B	HR	RBI	SH	SF	HP	BB	SO	SB	CS	SLG	OBP	E
2004	Everett (A)	.300	49	200	37	60	13	1	3	34	1	3	2	16	36	25	3	.420	.353	17
2005	Wisconsin (A)	.292	121	503	77	147	27	7	7	80	1	6	2	37	76	15	6	.416	.339	17
2006	Inland Empire (A)	.342	67	278	49	95	17	3	5	48	2	5	2	22	40	21	7	.478	.388	8
	San Antonio (AA)	.295	40	149	22	44	9	2	3	22	4	3	0	18	23	5	3	.443	.365	0
	AZL Mariners (R)	.273	3	11	1	3	1	1	0	2	0	0	1	1	0	0	0	.545	.385	0
2007	Tacoma (AAA)	.333	5	15	2	5	2	0	0	3	1	2	0	0	3	1	1	.467	.294	1
2008	Tacoma (AAA)	.249	69	249	37	62	11	0	3	25	5	3	2	21	33	9	2	.329	.309	8
2009	Midland (A)	.324	17	68	12	22	6	0	0	10	0	0	0	7	9	2	0	.412	.387	3
	AZL A's (R)	.346	8	26	3	9	5	0	1	8	0	1	0	4	6	0	0	.654	.419	0
	Sacramento (AAA)	.283	27	92	13	26	2	0	1	8	1	0	0	10	18	4	0	.337	.353	1

KYLE MYCHAL CHRISTENSEN

RHP

Born: Long Beach, California, September 18, 1988; **Home:** Long Beach, California

Bats: Right; **Throws:** Right; **Height:** 6-3; **Weight:** 220

Obtained: Selected in the 15th round of the 2006 First-Year Player Draft

Graduated from Millikan HS (CA)...signed by Craig Weissmann.

Year	Club	W	L	ERA	G	GS	CG	SHO	SV	IP	H	R	ER	HR	HB	BB	IBB	SO	WP	BK
2006	AZL A's (R)	0	1	10.03	7	2	0	0	0	11.2	14	15	13	1	2	14	0	9	1	0
2007	AZL A's (R)	2	3	4.36	14	13	0	0	0	66.0	74	39	32	1	4	25	0	71	7	0
2008																				
2009	Vancouver (A)	5-0-0	0	4.94	12	0	0	0	0	23.2	27	13	13	3	1	12	0	21	2	0

JASON RYAN CHRISTIAN**IF****Born:** Cincinnati, Ohio, June 16, 1987; **Home:** Loveland, Ohio**Bats:** Left; **Throws:** Right; **Height:** 6-3; **Weight:** 170**Obtained:** Selected in the 5th round of the 2008 First-Year Player Draft

Graduated from Loveland HS (OH)...attended University of Michigan...signed by Rich Sparks...ranked among Northwest League leaders in on-base percentage (7th) in 2008...named to the 2009 Midwest League Mid-season All-Star team...ranked fourth in stolen bases among all A's minor leaguers in 2009.

Year	Club	AVG.	G	AB	R	H	2B	3B	HR	RBI	SH	SF	HP	BB	SO	SB	CS	SLG	OBP	E
2008	Vancouver (A)	.291	62	213	27	62	16	1	4	24	1	1	2	39	65	13	1	.432	.404	18
	Kane County (A)	.320	6	25	3	8	1	0	0	1	0	0	0	8	0	0	0	.360	.320	1
2009	Kane County (A)	.261	86	330	51	86	12	4	7	46	3	3	1	41	69	28	3	.385	.341	13

NEUDY CLIME (DE JESUS)**IF****Born:** Santo Domingo, Dominican Republic, February 1, 1989; **Home:** Santo Domingo, Dominican Republic**Bats:** Right; **Throws:** Right; **Height:** 5-11; **Weight:** 185**Obtained:** Signed as a non-drafted free agent, July 2, 2007

Signed by Juan Carlos De La Cruz.

Year	Club	AVG.	G	AB	R	H	2B	3B	HR	RBI	SH	SF	HP	BB	SO	SB	CS	SLG	OBP	E
2008	DSL A's-2 (R)	.275	48	131	22	36	5	2	1	14	5	0	3	31	14	9	9	.366	.424	12
2009	AZL A's (R)	.244	41	127	18	31	1	1	0	8	3	0	2	13	40	11	2	.268	.324	17

DUSTIN MICHAEL COLEMAN**IF**

Goes by "Dusty"

Born: Sioux Falls, South Dakota, April 20, 1987; **Home:** Sioux Falls, South Dakota**Bats:** Right; **Throws:** Right; **Height:** 6-2; **Weight:** 200**Obtained:** Selected in the 28th round of the 2008 First-Year Player Draft

Graduated from O'Gorman HS (SD)...attended Wichita State University...signed by Yancy Ayres...named to the 2009 Midwest League Mid-season All-Star team...ranked ninth in stolen bases, tied for third in triples and 10th in extra-base hits and runs scored among all A's minor leaguers in 2009.

Year	Club	AVG.	G	AB	R	H	2B	3B	HR	RBI	SH	SF	HP	BB	SO	SB	CS	SLG	OBP	E
2008	AZL A's (R)	.222	7	27	4	6	0	0	1	5	0	0	1	2	10	1	1	.333	.300	2
	Vancouver (A)	.319	19	72	13	23	8	1	0	6	2	0	0	4	26	1	0	.458	.355	3
2009	Kane County (A)	.254	93	346	56	88	22	4	8	42	0	0	8	40	115	18	8	.410	.345	24
	Stockton (A)	.220	26	100	14	22	4	2	1	8	0	0	2	10	39	2	2	.330	.304	4

ROYCE MICHAEL THOMAS CONSIGLI**OF**

Goes by "Rory"

Born: Welland, Ontario, September 7, 1991; **Home:** Welland, Ontario, Canada**Bats:** Left; **Throws:** Right; **Height:** 6-2; **Weight:** 205**Obtained:** Selected in the 30th round of the 2009 First-Year Player Draft

Attended Notre Dame College HS...signed by Matt Higginson.

Year	Club	AVG.	G	AB	R	H	2B	3B	HR	RBI	SH	SF	HP	BB	SO	SB	CS	SLG	OBP	E
2009	AZL A's (R)	.202	26	94	14	19	3	1	0	13	1	0	2	16	20	3	0	.255	.330	5

ROBERT T. CRAMER**LHP**

Goes by "Bobby"

Born: Anaheim, California, October 28, 1979; **Home:** Anaheim, California**Bats:** Left; **Throws:** Left; **Height:** 6-1; **Weight:** 205**Obtained:** Re-signed as a free agent to a minor league contract, January 22, 2009

Attended Long Beach State University...originally signed as a non-drafted free agent by Tampa Bay, April 18, 2003...signed by Craig Weissman...named Texas League pitcher of the week from May 18-25, 2009.

Organizational Players, continued

Year	Club	W	L	ERA	G	GS	CG	SHO	SV	IP	H	R	ER	HR	HB	BB	IBB	SO	WP	BK
2003	Hudson Valley (A)	0	1	1.69	5	2	0	0	1	10.2	9	2	2	1	0	1	0	6	0	0
	Bakersfield (A)	0	0	3.55	5	0	0	0	0	12.2	10	6	5	1	0	5	0	10	0	0
2004	Charleston SC (A)	6	4	3.32	35	0	0	0	4	62.1	52	27	23	4	4	12	0	48	6	1
2005																				
2006																				
2007	Stockton (A)	4	1	3.80	9	8	0	0	0	45.0	45	23	19	1	5	10	1	41	4	0
	Midland (AA)	5	1	1.89	12	7	0	0	0	52.1	45	17	11	3	1	10	1	50	5	0
2008	Midland (AA)																			
2009	Sacramento (AAA)	1	1	6.43	6	1	0	0	0	14.0	24	11	10	0	0	8	2	14	0	0
	Midland (AA)	3	4	3.35	12	8	0	0	0	43.0	48	29	16	1	2	13	0	39	3	0
	Stockton (A)	1	0	1.59	2	0	0	0	0	5.2	4	1	1	1	1	2	0	6	0	0

JOSE CRISOTOMO (DIAZ)

OF

Born: San Pedro Macoris, Dominican Republic, April 20, 1989; **Home:** San Pedro Macoris, Dominican Republic

Bats: Left; **Throws:** Left; **Height:** 6-1; **Weight:** 165

Obtained: Signed as a non-drafted free agent, September 4, 2006

Signed by Amaurys Reyes.

Year	Club	AVG.	G	AB	R	H	2B	3B	HR	RBI	SH	SF	HP	BB	SO	SB	CS	SLG	OBP	E
2007	DSL A's-1 (R)	.247	52	166	30	41	7	2	3	31	2	1	2	32	25	13	8	.367	.373	2
2008	DSL A's-1 (R)	.400	3	10	5	4	2	0	0	1	0	0	0	2	2	0	0	.600	.500	0
	AZL A's (R)	.308	28	104	17	32	5	3	0	9	0	1	0	13	24	8	6	.413	.381	3
2009	Vancouver (A)	.297	47	158	23	47	5	0	0	16	2	1	1	15	25	4	4	.329	.360	4

CONNOR RICHARD CRUMBLISS

OF

Born: Arkansas City, Kansas, April 19, 1987; **Home:** Arkansas City, Kansas

Bats: Left; **Throws:** Right; **Height:** 5-8; **Weight:** 170

Obtained: Selected in the 30th round of the 2009 First-Year Player Draft

Graduated from Arkansas City HS...attended Emporia State University...signed by Yancy Ayres.

Year	Club	AVG.	G	AB	R	H	2B	3B	HR	RBI	SH	SF	HP	BB	SO	SB	CS	SLG	OBP	E
2009	Vancouver (A)	.293	57	205	40	60	9	4	2	25	2	4	1	0	28	11	2	.405	.425	7
	Kane County (A)	.280	14	50	11	14	4	1	0	3	1	0	3	0	9	2	1	.400	.438	2

JONATAN DE LA CRUZ (VALDEZ)

IF

Born: San Jose de Ocoa, Dominican Republic, May 28, 1988; **Home:** San Cristobal, Dominican Republic

Bats: Right; **Throws:** Right; **Height:** 6-0; **Weight:** 160

Obtained: Signed as a non-drafted free agent, April 6, 2006

Signed by Bernardino Rosario.

Year	Club	AVG.	G	AB	R	H	2B	3B	HR	RBI	SH	SF	HP	BB	SO	SB	CS	SLG	OBP	E
2006	DSL A's-2 (R)	.180	51	178	17	32	2	2	1	15	0	0	4	15	29	6	2	.230	.259	21
2007	DSL A's-1 (R)	.225	45	120	21	27	2	0	0	9	1	0	1	20	18	6	2	.242	.340	11
2008	DSL A's-1 (R)	.286	59	206	36	59	12	5	1	28	3	4	3	32	30	20	6	.408	.384	22
2009	DSL A's (R)	.265	43	151	25	40	4	3	2	24	2	0	2	11	12	7	6	.371	.323	8

ABRAHAM DE LEON (MONSERRATE)

C

Born: Azua, Dominican Republic, February 20, 1989; **Home:** Azua, Dominican Republic

Bats: Right; **Throws:** Right; **Height:** 6-0; **Weight:** 194

Obtained: Signed as a non-drafted free agent, October 4, 2006

Signed by Juan Carlos De La Cruz.

Year	Club	AVG.	G	AB	R	H	2B	3B	HR	RBI	SH	SF	HP	BB	SO	SB	CS	SLG	OBP	E
2007	DSL A's-2 (R)	.285	48	158	25	45	8	0	0	16	3	1	7	18	29	10	6	.335	.380	5
2008	DSL A's-1 (R)	.245	56	139	21	34	5	1	0	13	2	1	5	32	18	10	4	.295	.401	10
2009	AZL A's (R)	.140	24	50	6	7	0	0	1	4	1	2	1	5	22	0	0	.200	.224	2
	DSL A's (R)	.222	5	9	1	2	0	0	0	1	0	0	0	1	1	0	0	.222	.300	1

Year	Club	W	L	ERA	G	GS	CG	SHO	SV	IP	H	R	ER	HR	HB	BB	IBB	SO	WP	BK
2008	DSL A's-1 (R)	0	0	0.00	1	0	0	0	1	1.0	0	0	0	0	0	1	0	1	1	0

SCOTT LEE DEAL**RHP****Born:** Tacoma, Washington, December 11, 1986; **Home:** University Place, Washington**Bats:** Right; **Throws:** Right; **Height:** 6-3; **Weight:** 198**Obtained:** Selected in the 5th round of the 2005 First-Year Player Draft

Graduated from Curtis HS (WA) in 2005...signed by Darren Watkins...ranked second in the Northwest League in wins in 2006.

Year	Club	W	L	ERA	G	GS	CG	SHO	SV	IP	H	R	ER	HR	HB	BB	IBB	SO	WP	BK
2005	AZL A's (R)	1	2	4.97	9	7	0	0	0	25.1	34	17	14	2	4	12	0	19	2	0
2006	Vancouver (A)	8	4	3.91	15	15	0	0	0	76.0	73	37	33	3	8	17	0	35	2	0
2007	Kane County (A)	7	10	4.29	27	25	1	0	0	149.0	183	82	71	10	10	38	1	74	3	2
2008	Kane County (A)	6	6	4.73	32	17	0	0	1	121.2	131	69	64	19	4	40	2	86	6	0
2009	Kane County (A)	1	3	3.56	41	1	0	0	3	73.1	68	34	29	3	9	20	0	4	53	0

SAMUEL VINCENTE DEMEL**RHP**

See biography in 2010 Non-Roster Players section.

LEONARD EDWARD DINARDO**LHP**

See biography in 2010 Non-Roster Players section.

RASHUN DEONTE DIXON**OF****Born:** Jackson, Mississippi, August 27, 1990; **Home:** Terry, Mississippi**Bats:** Right; **Throws:** Right; **Height:** 6-2; **Weight:** 210**Obtained:** Selected in the 10th round of the 2008 First-Year Player Draft

Graduated from Terry HS (MS)...signed by Kelcey Mucker...ranked among Arizona League leaders in triples (T-1st), RBI (T-2nd) and home runs (3rd) in 2008...ranked among Northwest League leaders in strikeouts (4th) in 2009.

Year	Club	AVG.	G	AB	R	H	2B	3B	HR	RBI	SH	SF	HP	BB	SO	SB	CS	SLG	OBP	E
2008	AZL A's (R)	.263	45	179	32	47	3	10	8	42	0	3	1	18	68	5	2	.525	.328	2
2009	Vancouver (A)	.214	57	196	25	42	7	0	2	16	0	2	2	23	73	6	4	.281	.300	1

JOSHUA ADAM DONALDSON**C**

See biography in 2010 Non-Roster Players section.

RYAN SCOTT DOOLITTLE**RHP****Born:** Tabernacle, New Jersey, March 25, 1988; **Home:** Tabernacle, New Jersey**Bats:** Right; **Throws:** Right; **Height:** 6-2; **Weight:** 182**Obtained:** Selected in the 26th round of the 2008 First-Year Player Draft

Graduated from Seneca HS (NJ)...attended Cumberland County College...signed by Marc Sauer.

Year	Club	W	L	ERA	G	GS	CG	SHO	SV	IP	H	R	ER	HR	HB	BB	IBB	SO	WP	BK
2008	AZL A's (R)	2	3	4.44	14	7	0	0	0	46.2	50	28	23	2	2	10	0	36	3	0
2009																				

(Injured – Did Not Play)

SEAN ROBERT DOOLITTLE**IF****Born:** Rapid City, South Dakota, September 26, 1986; **Home:** Tabernacle, New Jersey**Bats:** Left; **Throws:** Left; **Height:** 6-3; **Weight:** 190**Obtained:** Selected as a compensation pick following the first round (41st selection overall) of the 2007 First-Year Player Draft

Graduated from Shawnee (NJ) HS...attended University of Virginia and left as the school's career RBI leader (167)...also compiled 21 wins as a pitcher, which is the best in Cavaliers history...named ACC Player of the Year as a sophomore in 2006 and also earned All-ACC honors in 2007...selected by the Atlanta Braves organization in the 39th round of the First-Year Player Draft, did not sign...signed by A's scout Neil Avent...was drafted by the A's as a compensation pick for the loss of free agent Frank Thomas...in 2008, tied for ninth in all of minor league baseball with 65 extra base hits...led the A's farm system in hits (153) and doubles, ranked second in runs (89), extra base hits and total bases (265), third in RBI, tied for fourth in walks (63), tied for fifth in home runs, seventh in batting and slugging (.495) and 10th in on-base percentage (.358)...had a .305 batting average in 86 games at Stockton, which ranked 10th in the California League...led the CL in intentional walks (7), ranked third in slugging percentage (.560) and at bats per home run ratio (18.56) and fifth in on-base percentage (.385)...was named to the midseason CL All-Star Team...played for the Arizona Fall League Champion Phoenix Desert Dogs following the season...tied for third in the AFL in home runs and was named to the AFL All-Prospects Team as an outfielder.

Organizational Players, continued

Year	Club	AVG.	G	AB	R	H	2B	3B	HR	RBI	SH	SF	HP	BB	SO	SB	CS	SLG	OBP	E
2007	Vancouver (A)	.283	13	46	6	13	3	0	4	0	0	2	9	10	0	0	.348	.421	1	
	Kane County (A)	.233	55	193	23	45	10	0	4	29	0	3	2	24	40	1	0	.347	.320	3
2008	Stockton (A)	.305	86	334	64	102	25	3	18	61	0	4	0	46	99	7	3	.560	.385	4
	Midland (AA)	.254	51	201	25	51	15	0	4	30	0	1	0	17	54	1	1	.388	.311	7
2009	Sacramento (AAA)	.267	28	105	17	28	5	1	4	14	0	0	1	15	23	0	1	.448	.364	0

JOEL MANUEL EUSEBIO

IF

Born: Santo Domingo, Dominican Republic, February 1, 1985; **Home:** Santo Domingo, Dominican Republic

Bats: Switch; **Throws:** Right; **Height:** 5-8; **Weight:** 175

Obtained: Selected in the 46th round of the 2009 First-Year Player Draft

Attended Northeastern State University...signed Yancy Ayres.

Year	Club	AVG.	G	AB	R	H	2B	3B	HR	RBI	SH	SF	HP	BB	SO	SB	CS	SLG	OBP	E
2009	AZL A's (R)	.189	33	95	15	18	6	0	1	7	0	0	2	22	32	2	0	.284	.353	9

JASON MICHAEL FERNANDEZ

RHP

Born: Baton Rouge, Louisiana, January 8, 1985; **Home:** Baton Rouge, Louisiana

Bats: Right; **Throws:** Right; **Height:** 6-2; **Weight:** 184

Obtained: Selected in the 11th round of the 2006 First-Year Player Draft

Graduated from Woodlawn HS (LA)...attended University of Louisiana Lafayette...signed by Kelcey Mucker...named Texas League player of the week from June 1-8, 2009...named to the TL Mid-season All-Star Team in 2009...ranked tied for 10th among all A's minor league players in innings pitch in 2009.

Year	Club	W	L	ERA	G	GS	CG	SHO	SV	IP	H	R	ER	HR	HB	BB	IBB	SO	WP	BK
2006	Vancouver (A)	1	2	3.24	12	3	0	0	1	33.1	37	17	12	1	2	13	1	23	4	0
2007	Kane County (A)	8	2	2.77	31	11	1	0	2	110.2	82	39	34	5	7	46	0	99	2	0
2008	Sacramento (AAA)	0	1	13.50	2	1	0	0	0	4.0	9	6	6	0	1	3	0	5	0	0
	Stockton (A)	9	5	3.36	19	18	0	0	0	109.2	104	53	41	9	9	51	1	77	7	0
	Midland (AA)	1	3	4.91	7	6	0	0	0	36.2	42	21	20	3	1	17	0	28	3	0
2009	Midland (AA)	8	8	4.97	30	18	1	0	0	125.0	150	76	69	13	9	55	1	74	4	1

MATTHEW JOSEPH FITTS

RHP

Born: Lompoc, California, September 14, 1985; **Home:** Riverside, California

Bats: Right; **Throws:** Right; **Height:** 6-0; **Weight:** 204

Obtained: Selected in the 16th round of the 2008 First-Year Player Draft

Graduated from Cardinal Newman HS...attended Lewis-Clark St. College...signed by Jim Coffman.

Year	Club	W	L	ERA	G	GS	CG	SHO	SV	IP	H	R	ER	HR	HB	BB	IBB	SO	WP	BK
2008	Vancouver (A)	1	1	2.86	18	1	0	0	0	34.2	32	12	11	1	4	9	0	22	4	1
2009	Kane County (A)	3	7	5.73	32	9	0	0	2	88.0	98	72	56	5	14	41	1	59	8	1

JUSTIN DALEY FRIEND

RHP

Born: Tracy, California, June 21, 1986; **Home:** Manteca, California

Bats: Right; **Throws:** Right; **Height:** 6-0; **Weight:** 211

Obtained: Selected in the 13th round of the 2007 First-Year Player Draft

Graduated from East Union HS (CA)...attended Chabot College (CA) for two years before transferring to Oklahoma State University...signed by Blake Davis...played for Phoenix in the Arizona Fall League following the 2009 season.

Year	Club	W	L	ERA	G	GS	CG	SHO	SV	IP	H	R	ER	HR	HB	BB	IBB	SO	WP	BK
2007	Vancouver (A)	0	2	3.25	17	1	0	0	1	27.2	26	11	10	0	1	19	0	31	4	0
2008	Kane County (A)	5	5	3.84	42	0	0	0	11	63.1	59	34	27	6	3	32	2	78	11	0
2009	Sacramento (AAA)	0	0	13.50	1	0	0	0	0	1.1	2	2	2	0	2	1	0	3	0	0
	Stockton (A)	1	4	2.87	43	0	0	0	5	59.2	47	27	19	5	5	29	0	64	5	0

JOEL GALARRAGA

C

See biography in 2010 Non-Roster Players section.

Born: Maracibo, Venezuela, November 8, 1989; **Home:** Maracibo, Venezuela

Bats: Right; **Throws:** Right; **Height:** 6-2; **Weight:** 178

Obtained: Signed as a non-drafted free agent, November 20, 2006

Signed by Julio Franco.

Year	Club	AVG.	G	AB	R	H	2B	3B	HR	RBI	SH	SF	HP	BB	SO	SB	CS	SLG	OBP	E
2007	DSL A's-2(R)	.200	7	15	2	3	0	0	0	2	0	0	0	3	0	1	0	.200	.333	2
	DSL A's-1 (R)	.347	20	49	13	17	2	0	0	9	0	2	1	9	8	5	0	.388	.443	1
2008	DSL A's-2(R)	.273	57	187	23	51	9	0	0	17	5	3	6	10	16	12	3	.321	.325	1
2009	DSL A's (R)	.367	11	30	9	11	3	1	1	5	0	1	2	4	10	3	1	.633	.459	1
	AZL A's (R)	.225	32	102	10	23	4	0	0	7	3	1	0	5	26	1	0	.265	.259	1

HECTOR RAMON GARCIA (GUERRERO)

RHP

Born: La Romana, Dominican Republic, October 22, 1985; **Home:** La Romana, Dominican Republic

Bats: Right; **Throws:** Right; **Height:** 6-3; **Weight:** 203

Obtained: Signed as a non-drafted free agent, January 19, 2004

Signed by Bernardino Rosario.

Year	Club	W	L	ERA	G	GS	CG	SHO	SV	IP	H	R	ER	HR	HB	BB	IBB	SO	WP	BK
2004	DSL A's-2 (R)	0	2	5.57	11	4	0	0	0	21.0	18	17	13	0	5	16	1	17	6	3
2005	DSL A's-1 (R)	0	0	5.79	7	0	0	0	0	9.1	6	6	6	0	4	9	0	10	5	0
2006	DSL A's-2 (R)	3	2	3.63	13	1	0	0	1	17.1	18	13	7	0	2	17	0	15	5	0
2007	DSL A's-2 (R)	0	0	8.44	2	0	0	0	0	5.1	4	5	5	0	1	6	0	5	2	1
	AZL A's (R)	0	2	5.94	18	0	0	0	0	33.1	25	24	22	2	7	20	1	31	7	2
2008	Vancouver (A)	2	4	4.46	12	6	0	0	0	36.1	33	22	18	1	4	27	0	22	4	1
2009	Stockton (A)	0	1	1.50	2	1	0	0	0	6.0	3	1	1	1	0	0	0	2	0	0
	Vancouver (A)	0	0	10.13	6	4	0	0	0	16.0	24	20	18	0	2	13	0	9	7	1
	AZL A's (R)	0	1	7.45	7	5	0	0	0	19.1	15	22	16	0	2	18	0	18	7	2

DANIEL JOSEPH GIESE

RHP

Born: Anaheim, California, May 19, 1977; **Home:** Oceanside, California

Bats: Right; **Throws:** Right; **Height:** 6-2; **Weight:** 200

Obtained: Originally claimed off waivers from the New York Yankees, April 8, 2009; re-signed as a free agent, January 27, 2010.

Graduated from Rubidoux (CA) High School and the University of San Diego...originally drafted by Boston in the 34th round of the June, 1999 draft and was signed by Red Sox scout Harry Smith...traded to the San Diego organization June 23, 2002 and the Philadelphia organization May 2, 2003...has also signed minor league deals with San Francisco and New York (AL)...had "Tommy John" surgery June 9, 2009...pitched for Mesa in the Arizona Fall League in 2003 and Phoenix in 2004...named Scranton/Wilkes-Barre "Pitcher of the Year" in 2004 and was selected to the International League All-Star team.

Year	Club	W	L	ERA	G	GS	CG	SHO	SV	IP	H	R	ER	HR	HB	BB	IBB	SO	WP	BK
1999	Lowell (A)	3	0	1.83	18	0	0	0	2	34.1	17	8	7	2	2	10	1	27	2	0
	Augusta (A)	1	0	2.08	9	0	0	0	0	17.1	15	4	4	1	3	5	0	11	1	0
2000	Lowell (A)	0	0	0.92	15	0	0	0	9	19.2	12	3	2	1	0	1	0	20	1	0
	Sarasota (A)	1	0	3.14	8	0	0	0	0	14.1	19	8	5	2	0	2	0	13	0	0
2001	Augusta (A)	6	4	2.19	46	0	0	0	9	74.0	65	27	18	2	1	8	3	95	2	0
2002	Trenton (AA)	1	2	3.83	23	0	0	0	3	49.1	53	24	21	6	1	9	3	39	1	0
2003	Mobile (AA)	4	5	2.91	32	0	0	0	0	52.2	56	24	17	3	0	13	6	51	1	0
	Mobile (AA)	1	0	2.25	2	0	0	0	0	4.0	1	1	1	1	2	0	0	4	0	0
2004	Portland (AAA)	1	0	13.50	3	0	0	0	0	6.0	12	9	9	2	0	3	0	6	0	0
	Reading (AA)	2	1	1.46	9	0	0	0	1	12.1	8	2	2	1	1	1	0	16	0	0
2005	Scranton/WB (AAA)	2	0	3.17	34	0	0	0	0	48.1	37	19	17	8	1	10	0	49	0	0
	Scranton/WB (AAA)	12	5	2.81	54	0	0	0	3	83.1	63	27	26	8	1	18	3	54	1	0
2006	Scranton/WB (AAA)	3	4	5.68	26	0	0	0	2	38.0	51	28	24	9	1	1	0	28	1	1
2007	Reading (AA)	1	2	2.48	23	0	0	0	1	36.1	27	11	10	5	0	14	0	27	0	0
	Scranton/WB (AAA)	2	2	3.03	25	0	0	0	0	35.2	46	17	12	3	0	4	0	33	0	1
2008	Fresno (AAA)	3	1	2.82	47	0	0	0	2	73.1	65	26	23	2	1	10	1	76	3	1
	SAN FRANCISCO	0	2	4.82	8	0	0	0	0	9.1	8	5	5	4	0	2	0	7	0	0
2009	Scranton/WB (AAA)	4	2	1.98	13	10	1	1	0	59.0	43	16	13	2	3	14	0	51	2	0
	NEW YORK (AL)	1	3	3.53	20	3	0	0	0	43.1	39	22	17	3	1	14	1	29	1	0
2009	Sacramento (AAA)	1	0	2.25	1	0	0	0	0	4.0	3	1	1	0	0	0	0	2	0	0
	OAKLAND	0	3	5.32	7	1	0	0	0	22.0	22	13	13	5	0	9	1	11	0	0

PLAYER DEVELOPMENT

Organizational Players, continued

LEONARDO JOSE GIL

IF

Born: Barquisimeto, Lara, Venezuela, August 18, 1987; **Home:** Barquisimeto, Lara, Venezuela

Bats: Right; **Throws:** Right; **Height:** 6-1; **Weight:** 203

Obtained: Signed as a non-drafted free agent, January 16, 2006

Signed by Julio Franco.

Year	Club	AVG.	G	AB	R	H	2B	3B	HR	RBI	SH	SF	HP	BB	SO	SB	CS	SLG	OBP	E
2006	DSL A's-1 (R)	.308	50	182	26	56	4	1	0	15	0	1	2	13	32	3	1	.341	.359	11
2007	AZL A's (R)	.257	39	140	22	36	5	4	0	20	1	0	2	14	39	5	2	.350	.333	13
2008	AZL A's (R)	.235	23	81	10	19	6	0	1	10	1	2	2	12	19	2	0	.346	.340	9
	Vancouver (A)	.208	25	72	5	15	3	0	1	8	1	2	3	10	29	1	1	.292	.322	4
2009	Kane County (A)	.263	53	217	27	57	8	1	1	15	2	0	3	16	46	9	8	.323	.322	6
	Vancouver (A)	.250	9	32	8	8	1	2	0	8	0	1	1	4	8	0	0	.406	.342	4

ARCHIE MARZETT GILBERT

OF

Born: Hayward, California, July 8, 1983; **Home:** Union City, California

Bats: Right; **Throws:** Right; **Height:** 5-8; **Weight:** 184

Obtained: Signed as a free agent to a minor league contract, December 14, 2007

Attended Cal State East Bay...was named Cal State East Bay "Male Athlete of the Year" as a senior...established a school record with a 36-game hitting streak in 2005...originally signed by Boston as a non-drafted free agent on June 16, 2005...signed by Nakia Hill...led the Pioneer League in stolen bases and ranked seventh in batting average in 2006...named to California League midseason All-Star team in 2008...ranked tied for second in the A's farm system in stolen bases in 2008.

Year	Club	AVG.	G	AB	R	H	2B	3B	HR	RBI	SH	SF	HP	BB	SO	SB	CS	SLG	OBP	E
2005	GCL Red Sox (R)	.219	24	73	9	16	3	0	0	7	1	1	6	2	10	0	0	.260	.293	0
2006	Great Falls (R)	.332	52	187	41	62	13	1	2	26	4	4	6	21	35	7	.444	.408	4	
2007	Kannapolis (A)	.289	101	342	66	99	17	6	9	49	4	2	9	37	39	35	.372	.457	6	
2008	Stockton (A)	.278	119	478	85	133	30	5	7	49	0	5	12	55	61	35	.406	.364	2	
2009	Midland (AA)	.283	119	449	81	127	16	5	3	39	1	1	13	61	52	29	.361	.384	5	

ROBERT LAWRENCE GILLIAM

RHP

Born: Manassas, Virginia, November 29, 1987; **Home:** Chapel Hill, North Carolina

Bats: Right; **Throws:** Right; **Height:** 6-1; **Weight:** 205

Obtained: Selected in the eighth round of the 2009 First-Year Player Draft

Graduated from East Chapel Hill HS...attended UNC Greensboro...signed by Neil Avent.

Year	Club	W	L	ERA	G	GS	CG	SHO	SV	IP	H	R	ER	HR	HB	BB	IBB	SO	WP	BK
2009	AZL A's (R)	0	1	0.00	2	0	0	0	0	3.0	4	3	0	0	1	0	0	2	0	0
	Vancouver (A)	2	0	5.19	6	0	0	0	0	8.2	9	5	5	1	0	5	0	11	1	0

MICHAEL PAUL GILMARTIN

IF

Born: Moorpark, California, July 14, 1987; **Home:** Moorpark, California

Bats: Switch; **Throws:** Right; **Height:** 6-0; **Weight:** 190

Obtained: Selected in the 27th round of the 2009 First-Year Player Draft

Graduated from Crespi Carmelite HS (Encino, CA)...attended Wofford College...signed Neil Avent.

Year	Club	AVG.	G	AB	R	H	2B	3B	HR	RBI	SH	SF	HP	BB	SO	SB	CS	SLG	OBP	E
2009	Vancouver (A)	.232	60	228	34	53	10	1	3	22	6	1	5	25	51	5	2	.325	.320	13

GRAHAM H. GODFREY

RHP

Born: Tampa, Florida, August 9, 1984; **Home:** Birmingham, Alabama

Bats: Right; **Throws:** Right; **Height:** 6-3; **Weight:** 209

Obtained: Acquired from the Toronto Blue Jays with pitcher Kristian Bell for infielder Marco Scutaro, November 18, 2007

Attended College of Charleston...originally drafted by Toronto in the 34th round of the 2006 First-Year Player Draft...signed by Marc Tramuta...ranked fifth in the A's farm system in strikeouts (123) in 2008...ranked fifth among A's farmhands in ERA, fourth in wins, eighth in strikeouts and led in innings pitched in 2009.

Year	Club	W	L	ERA	G	GS	CG	SHO	SV	IP	H	R	ER	HR	HB	BB	IBB	SO	WP	BK
2007	Lansing (A)	6	7	3.98	21	21	0	0	0	110.2	132	63	49	8	3	36	1	74	5	0
2008	Stockton (A)	5	8	5.10	29	24	0	0	0	134.0	157	90	76	14	14	37	2	119	2	0
	Sacramento (AAA)	0	0	4.05	2	0	0	0	0	6.2	6	3	1	0	0	2	0	4	0	0
2009	Midland (AA)	11	8	3.50	28	28	1	0	0	159.1	153	70	62	8	7	51	0	110	5	0

DERRICK CHARLES GORDON

LHP

Born: Beaumont, Texas, October 16, 1983; **Home:** Beaumont, Texas

Bats: Switch; **Throws:** Left; **Height:** 5-10; **Weight:** 188

Obtained: Selected in the 26th round of the 2006 First-Year Player Draft

Graduated from Westbrook HS (TX)...attended Lamar University...signed by Kelcey Mucker...finished tied for tenth in the A's minor league organization in strikeouts in 2009.

Year	Club	W	L	ERA	G	GS	CG	SHO	SV	IP	H	R	ER	HR	HB	BB	IBB	SO	WP	BK
2006	Vancouver (A)	1	2	4.97	18	0	0	0	0	25.1	25	21	14	3	1	21	0	22	1	1
2007	Kane County (A)	3	3	2.10	30	0	0	0	7	51.1	28	15	12	5	2	20	1	52	2	5
2008	Stockton (A)	5	5	4.93	44	5	0	0	2	76.2	78	54	42	11	4	47	1	75	7	0
2009	Sacramento (AAA)	0	0	5.40	1	0	0	0	0	1.2	1	1	1	0	0	2	0	2	1	0
	Stockton (A)	5	6	3.78	39	1	0	0	1	85.2	70	48	36	6	6	33	2	90	4	2

GRANT THOMAS GREEN

IF

See biography in 2010 Non-Roster Players section.

JOSE LUIS GUZMAN

RHP

Born: San Cristobal, Dominican Republic, November 5, 1987; **Home:** San Cristobal, Dominican Republic

Bats: Right; **Throws:** Right; **Height:** 5-11; **Weight:** 220

Obtained: Signed as a non-drafted free agent, February 23, 2005

Signed by Bernardino Rosario...named to Northwest League postseason All-Star team in 2008...ranked third in the A's farm system in saves in 2008...led the Northwest League in saves (15) and games pitched (30) in 2008...ranked tied for seventh in saves the A's farm system in 2009.

Year	Club	W	L	ERA	G	GS	CG	SHO	SV	IP	H	R	ER	HR	HB	BB	IBB	SO	WP	BK
2005	DSL A's-1 (R)	5	2	3.25	13	9	1	0	0	52.2	61	29	19	1	3	10	0	40	1	1
2006	DSL A's-2 (R)	1	1	3.72	2	2	0	0	0	9.2	10	5	4	0	1	0	0	5	1	0
	AZL A's (R)	2	0	3.03	13	3	0	0	0	35.2	31	18	12	2	6	7	0	27	3	0
	Sacramento (AAA)	0	0	13.50	1	0	0	0	0	0.2	3	1	1	0	0	0	0	0	0	0
2007	Stockton (A)	1	3	6.91	7	5	0	0	0	28.2	36	23	22	4	3	15	0	15	3	1
	Vancouver (A)	3	4	4.59	15	12	0	0	0	64.2	65	43	33	4	6	24	0	39	7	0
2008	Stockton (A)	0	0	2.08	4	0	0	0	0	4.1	5	2	1	0	1	0	0	1	1	0
	Vancouver (A)	2	2	2.25	30	0	0	0	15	36.0	34	14	9	1	2	12	2	38	3	0
2009	Kane County (A)	2	1	5.01	25	0	0	0	4	32.1	34	19	18	2	0	11	0	34	1	0
	Vancouver (A)	0	1	2.61	9	0	0	0	6	10.1	7	3	3	1	0	2	1	11	0	0

MICHAEL RICHARD HART

RHP

Born: Staten Island, New York, February 9, 1987; **Home:** Staten Island, New York

Bats: Right; **Throws:** Right; **Height:** 6-1; **Weight:** 210

Obtained: Selected in the 19th round of the 2008 First-Year Player Draft

Graduated from Monsignor Farrell HS (NY)...attended Texas State University...signed by Blake Davis.

Year	Club	W	L	ERA	G	GS	CG	SHO	SV	IP	H	R	ER	HR	HB	BB	IBB	SO	WP	BK
2008	Vancouver (A)	0	2	2.52	15	6	0	0	1	35.2	26	11	10	1	1	13	1	40	1	0
2009	Kane County	0	2	2.96	17	0	0	0	0	24.1	22	12	8	1	1	13	0	23	1	0

SHAWN PARKER HAVILAND

RHP

Born: Middletown, Connecticut, November 10, 1985; **Home:** Farmington, Connecticut

Bats: Left; **Throws:** Right; **Height:** 6-1; **Weight:** 209

Obtained: Selected in the 33rd round of the 2008 First-Year Player Draft

Graduated from Farmington HS...graduated from Harvard University...signed by Marc Sauer...ranked among Northwest League leaders in strikeouts (T-10th) in 2008...named to 2009 Midwest League mid-season All-Star team...finished tied for fourth in the Midwest League in strikeouts and losses (11)...ranked ninth among all A's minor leaguers in ERA, fourth in strikeouts and second in innings pitched in 2009.

Organizational Players, continued

Year	Club	W	L	ERA	G	GS	CG	SHO	SV	IP	H	R	ER	HR	HB	BB	IBB	SO	WP	BK
2008	Vancouver (A)	2	3	3.48	18	9	0	0	0	54.1	56	25	21	1	3	18	1	61	8	1
2009	Kane County (A)	6	10	4.43	27	27	0	0	0	148.1	160	83	73	8	13	49	0	118	11	1

CARLOS DANIEL HERNANDEZ

LHP

Born: Santa Clara, California, March 4, 1987; **Home:** Santa Clara, California

Bats: Left; **Throws:** Left; **Height:** 5-11; **Weight:** 201

Obtained: Selected in the 35th round of the 2006 First-Year Player Draft

Attended West Valley College...signed by Sam Geaney on May 24, 2007...ranked among all A's minor league players in wins (1st), innings pitched (5th), strikeouts (6th) and ERA (6th).

Year	Club	W	L	ERA	G	GS	CG	SHO	SV	IP	H	R	ER	HR	HB	BB	IBB	SO	WP	BK
2007	Vancouver (A)	0	0	11.57	2	0	0	0	0	2.1	6	4	3	0	0	1	0	2	0	0
	AZL A's (R)	2	1	5.59	6	0	0	0	0	9.2	9	6	6	0	0	3	0	14	1	0
2008	Vancouver (A)	2	0	1.82	7	7	0	0	0	39.2	32	9	8	0	3	7	0	38	0	1
	Kane County (AA)	5	0	2.29	7	6	0	0	0	35.1	30	9	9	1	0	7	0	29	2	0
2009	Sacramento (AAA)	0	0	0.00	1	0	0	0	0	3.1	2	0	0	0	0	1	0	5	0	0
	Midland (AA)	6	1	4.62	9	6	0	0	0	39.0	55	22	20	2	0	16	1	21	2	0
	Stockton (A)	9	7	3.99	19	19	0	0	0	108.1	107	59	48	9	5	36	0	90	5	0

FRANKLIN HERNANDEZ (GONZALEZ)

IF

Born: San Pedro de Macoris, Dominican Republic, April 19, 1987; **Home:** San Pedro de Macoris, Dominican Republic

Bats: Right; **Throws:** Right; **Height:** 6-3; **Weight:** 209

Obtained: Signed as a non-drafted free agent, December 17, 2003

Signed by Juan Eduardo Martinez...named to Arizona League postseason All-Star team in 2008...led the AZL in hits, total bases (110) and tied for the lead in doubles in 2008...ranked third in the A's farm system in batting average in 2008...tied for third in triples among all A's farmhands in 2009.

Year	Club	AVG.	G	AB	R	H	2B	3B	HR	RBI	SH	SF	HP	BB	SO	SB	CS	SLG	OBP	E
2004	DSL A's-1 (R)	.194	48	134	9	26	4	0	0	7	1	0	2	14	42	1	2	.224	.280	-
2005	DSL A's-1 (R)	.205	61	176	15	36	6	3	5	23	3	1	0	17	60	8	1	.358	.273	-
2006	DSL A's-1 (R)	.270	45	152	22	41	9	2	1	14	1	3	1	19	40	2	2	.375	.349	8
2007	DSL A's-2 (R)	.273	5	22	2	6	1	0	0	2	0	1	0	3	4	1	0	.318	.346	2
	AZL A's (R)	.222	21	63	8	14	4	0	1	7	2	0	3	2	22	1	0	.333	.279	0
2008	AZL A's (R)	.316	55	225	29	71	17	5	4	36	0	2	4	18	61	1	1	.489	.373	6
2009	Kane County (A)	.225	121	454	50	102	24	6	6	53	1	2	5	23	115	4	2	.344	.269	4

FERNANDO HERNANDEZ

RHP

See biography in 2010 Non-Roster Players section.

SCOTT BENJAMIN HODSDON

RHP

Born: Geldora, California, May 31, 1985; **Home:** Rancho Cucamonga, California

Bats: Right; **Throws:** Right; **Height:** 6-2; **Weight:** 206

Obtained: Selected in the 6th round of the 2007 First-Year Player Draft

Graduated from Rancho Cucamonga HS...attended Azusa Pacific University...signed by Craig Weissman...finished tied for third in the Northwest League in wins in 2007...ranked among Midwest League leaders in ERA (9th) in 2008...ranked fourth in the A's farm system in ERA in 2008...ranked eighth in the A's farm system in innings pitched in 2009.

Year	Club	W	L	ERA	G	GS	CG	SHO	SV	IP	H	R	ER	HR	HB	BB	IBB	SO	WP	BK
2007	Vancouver (A)	7	1	4.57	16	10	1	0	0	67.0	65	39	34	5	5	23	0	67	4	0
2008	Kane County (A)	5	8	2.93	25	23	0	0	0	120.0	134	60	39	7	17	23	0	86	4	0
2009	Sacramento (AAA)	0	0	4.32	2	1	0	0	0	8.1	9	4	4	1	0	4	0	2	0	0
	Stockton (A)	6	10	5.22	27	21	0	0	0	127.2	153	94	74	14	14	37	1	103	14	0

CONNOR BURKE HOEHN

RHP

Born: Rockville, Maryland, July 5, 1989; **Home:** Ocean View, Delaware

Bats: Right; **Throws:** Right; **Height:** 6-1; **Weight:** 210

Obtained: Selected in the 46th round of the 2009 First-Year Player Draft

Graduated from St. John's College (Washington DC)...attended University of Alabama before transferring to attend St. Petersburg CC...signed by Trevor Schaffer...ranked tied for 10th in the A's farm system in saves in 2009.

Year	Club	W	L	ERA	G	GS	CG	SHO	SV	IP	H	R	ER	HR	HB	BB	IBB	SO	WP	BK
2009	Vancouver (A)	0	1	1.00	15	0	0	0	7	18.0	9	3	2	0	0	7	0	25	2	0
	AZL A's (R)	0	1	4.50	2	1	0	0	0	2.0	1	1	1	0	0	2	0	3	0	0

BENJAMIN CHARLES HORNBECK

LHP

Born: Phoenix, Arizona, July 22, 1987; **Home:** Phoenix, Arizona

Bats: Right; **Throws:** Left; **Height:** 6-5; **Weight:** 197

Obtained: Selected in the 32nd round of the 2008 First-Year Player Draft

Graduated from Sunnyslope HS (AZ)...attended Kansas State University...signed by Yancy Ayres... earned 2009 Midwest League pitcher of the week from May 11-18...ranked second among all A's farmhands with compiled 3.17 ERA in 2009, also ranked second in strikeouts and tied for seventh in wins.

Year	Club	W	L	ERA	G	GS	CG	SHO	SV	IP	H	R	ER	HR	HB	BB	IBB	SO	WP	BK
2008	Vancouver (A)	2	2	4.88	18	0	0	0	1	31.1	30	18	17	2	1	18	0	40	3	1
	Kane County (A)	1	0	2.25	3	0	0	0	0	4.0	3	1	1	0	0	1	0	5	1	0
2009	Midland (AA)	0	1	16.20	1	1	0	0	0	3.1	5	7	6	0	0	4	0	1	2	0
	Stockton (A)	5	4	3.52	21	11	0	0	1	76.2	64	36	30	3	6	32	2	111	9	1
	Kane County (A)	4	0	1.24	7	4	0	0	0	36.1	19	6	5	2	1	10	0	47	4	0

JOSHUA RYAN HORTON

IF

Born: Durham, North Carolina, February 19, 1986; **Home:** Hillsborough, North Carolina

Bats: Left; **Throws:** Right; **Height:** 6-2; **Weight:** 214

Obtained: Selected in the 2nd round of the 2007 First-Year Player Draft

Graduated from Orange HS (NC)...attended University of North Carolina...earned Louisville Slugger Freshman All-America honors from *Collegiate Baseball* in 2005...signed by Neil Avent...named to the 2009 Texas League Mid-season All-Star Team...ranked fifth in the TL in runs scored (80) in 2009...ranked among all A's minor leaguers in hits (8th), runs scored (T-6th), total bases (10th), walks (4th) and triples (T-3rd) in 2009.

Year	Club	AVG.	G	AB	R	H	2B	3B	HR	RBI	SH	SF	HP	BB	SO	SB	CS	SLG	OBP	E
2007	Vancouver (A)	.268	14	41	7	11	2	0	1	6	1	1	4	8	7	1	1	.390	.426	5
	Kane County (A)	.279	38	122	28	34	6	0	1	15	1	3	3	28	27	3	1	.352	.417	7
2008	Stockton (A)	.277	118	477	63	132	15	4	1	42	1	4	4	49	87	2	6	.331	.346	20
2009	Midland (AA)	.263	125	510	80	134	21	6	5	62	2	7	1	65	65	9	3	.357	.343	23

TYREACE DEWAYNE HOUSE

OF

Born: San Diego, California, March 1, 1988; **Home:** Palmdale, California

Bats: Right; **Throws:** Right; **Height:** 5-11; **Weight:** 214

Obtained: Selected in the 6th round of the 2008 First-Year Player Draft

Graduated from Palmdale HS...attended College of the Canyons...signed by JT Stotts...in 2009 ranked tied for second in the Northwest League in stolen bases and 10th among all A's minor league players in this category.

Year	Club	AVG.	G	AB	R	H	2B	3B	HR	RBI	SH	SF	HP	BB	SO	SB	CS	SLG	OBP	E
2008	AZL A's (R)	.263	29	99	25	26	1	0	0	10	1	1	1	18	22	12	1	.273	.378	1
2009	Vancouver (A)	.291	56	196	31	57	3	0	0	16	3	0	6	17	38	19	10	.306	.365	3

BRETT T. HUNTER

RHP

Born: Westlake, California, June 27, 1987; **Home:** Moorpark, California

Bats: Right; **Throws:** Right; **Height:** 6-4; **Weight:** 215

Obtained: Selected in the 7th round of the 2008 First-Year Player Draft

Graduated from Moorpark (CA) HS in 2005...was All-CIF as a senior after posting a 1.16 ERA...attended Pepperdine University and was 12-8 with a 3.46 ERA in three seasons with the Waves...was All-WCC as a freshman and was a *Collegiate Baseball* Freshman All-American after going 5-3 with 11 saves and a 2.83 ERA in 29 appearances in 2006...missed most of his junior season in 2008 with forearm and elbow soreness and was 1-0 with a 3.38 ERA in five games, four starts...also pitched for Team USA (Collegiate) following the season and was 2-0 with a 1.47 ERA and 26 strikeouts in 18.1 innings...originally signed by A's scout JT Stotts...did not sign until August 15, 2008.

Year	Club	W	L	ERA	G	GS	CG	SHO	SV	IP	H	R	ER	HR	HB	BB	IBB	SO	WP	BK
2008	AZL A's	0	0	0.00	1	1	0	0	0	1.0	1	0	0	0	0	0	0	2	0	0
	Kane County	0	0	5.40	2	0	0	0	0	1.2	0	1	1	0	0	2	0	1	0	0
2009	Kane County (A)	0	1	6.85	21	8	0	0	0	47.1	38	42	36	2	3	59	0	55	10	2
	Vancouver (A)	0	0	7.20	4	0	0	0	0	5.0	10	5	4	0	0	3	0	4	0	0
	AZL A's (R)	0	1	1.93	4	3	0	0	0	4.2	0	2	1	0	3	1	0	5	2	0

PLAYER DEVELOPMENT

Organizational Players, continued

JONATHAN PHILIP HUNTON

RHP

Born: Plainfield, New Jersey, November 30, 1982; **Home:** North Plainfield, New Jersey

Bats: Right; **Throws:** Right; **Height:** 6-9; **Weight:** 232

Obtained: Signed as a free agent to a minor league contract, January 9, 2009

Graduated from North Plainfield HS (NJ)...attended Lamar University...ranked tied for seventh in saves in the A's farm system in 2009.

Year	Club	W	L	ERA	G	GS	CG	SHO	SV	IP	H	R	ER	HR	HB	BB	IBB	SO	WP	BK
2004	Boise (A)	1	1	4.03	21	0	0	0	2	29.0	26	15	13	1	1	24	1	34	7	0
2005	Peoria (A)	0	2	7.42	25	0	0	0	3	30.1	38	28	25	3	4	17	0	30	3	2
	Boise (A)	1	3	3.20	19	0	0	0	4	25.1	22	16	9	2	3	15	0	28	5	0
2006	Daytona (A)	6	5	4.32	48	0	0	0	3	66.2	62	40	32	4	6	34	0	54	15	1
2007	Coastal Bend (Ind.)	1	2	2.23	36	0	0	0	2	40.1	29	11	10	1	0	16	1	54	5	0
	New Jersey (Ind.)	0	1	8.10	3	0	0	0	0	3.1	7	4	3	0	0	3	0	1	0	0
	Lancaster (Ind.)	0	0	0.00	3	0	0	0	0	4.0	2	0	0	0	0	4	1	2	1	0
2008	Fort Worth (Ind.)	5	1	0.81	48	0	0	0	23	55.2	26	7	5	3	0	18	3	71	6	0
	Somerset (Ind.)	0	0	3.68	8	0	0	0	1	7.1	6	3	3	1	0	4	0	8	0	0
2009	Midland (AA)	4	4	3.33	40	0	0	0	4	54.0	45	23	20	2	2	13	1	46	2	0
	Stockton (A)	2	0	1.80	13	0	0	0	6	20.0	14	4	4	1	0	6	1	27	4	0

ANTHONY JORDAN HUTTENLOCKER

LHP

Goes by "A.J."

Born: Buckley, Washington, August 5, 1986; **Home:** Buckley, Washington

Bats: Left; **Throws:** Left; **Height:** 6-3; **Weight:** 195

Obtained: Selected in the 44th round of the 2009 First-Year Player Draft

Graduated from White River HS (Buckley, WA)...attended Edmonds CC...attended Missouri Western State University... named to the All-MIAA First Team and Second Team Daktronics All-South Central Region as a senior in 2009... named the MIAA Pitcher of the Week twice in 2009...signed by Kevin Mello.

Year	Club	W	L	ERA	G	GS	CG	SHO	SV	IP	H	R	ER	HR	HB	BB	IBB	SO	WP	BK
2009	Kane County (A)	1	2	2.74	13	0	0	0	0	23.0	13	9	7	1	1	3	0	28	0	0
	AZL A's (R)	1	1	2.70	10	0	0	0	3	13.1	14	6	4	0	1	1	0	17	1	0

KEVIN RYNE JERNIGAN

IF

Goes by "Ryne"

Born: Milton, Florida, June 27, 1985; **Home:** Milton, Florida

Bats: Right; **Throws:** Right; **Height:** 5-9; **Weight:** 178

Obtained: Selected in the 30th round of the 2008 First-Year Player Draft

Graduated from Milton HS (FL)...attended University of South Alabama...signed by Armann Brown.

Year	Club	AVG.	G	AB	R	H	2B	3B	HR	RBI	SH	SF	HP	BB	SO	SB	CS	SLG	OBP	E
2008	Vancouver (A)	.111	16	45	0	5	1	0	0	1	4	0	0	5	9	0	1	.133	.200	2
	AZL A's (R)	.333	17	60	7	20	4	1	0	7	0	1	1	10	13	1	0	.433	.431	4
2009	Vancouver (A)	.268	62	220	37	59	12	1	4	30	5	3	4	18	40	7	1	.386	.331	19

DEYVI ALBERTO JIMENEZ (ZARZUELA)

RHP

Born: Las Matas, Dominican Republic, December 30, 1989; **Home:** Las Matas, Dominican Republic

Bats: Right; **Throws:** Right; **Height:** 6-3; **Weight:** 205

Obtained: Signed as a non-drafted free agent, October 18, 2007

Signed by Juan Carlos De La Cruz.

Year	Club	W	L	ERA	G	GS	CG	SHO	SV	IP	H	R	ER	HR	HB	BB	IBB	SO	WP	BK
2008	DSL A's-1 (R)	1	4	3.81	13	12	0	0	0	49.2	48	30	21	3	4	21	0	32	5	1
2009	AZL A's (R)	2	5	6.49	14	9	0	0	0	51.1	68	47	37	7	7	15	0	46	4	0

TODDRIC LAWRENCE JOHNSON

CF

Born: Jackson, Mississippi, December 17, 1984; **Home:** Jackson, Mississippi

Bats: Left; **Throws:** Left; **Height:** 6-1; **Weight:** 208

Obtained: Selected in the 14th round of the 2006 First-Year Player Draft

Graduated from Provine HS (MS)...attended University of Southern Mississippi...signed by Kelcey Mucker...ranked among Midwest League leaders in RBI (8th) in 2008...ranked tied for eight in doubles among A's minor league players in 2009.

Year	Club	AVG.	G	AB	R	H	2B	3B	HR	RBI	SH	SF	HP	BB	SO	SB	CS	SLG	OBP	E
2006	Vancouver (A)	.333	10	36	9	12	3	1	0	3	1	0	1	5	7	3	0	.472	.429	0
	Kane County (A)	.286	28	105	21	30	2	1	0	12	1	0	0	5	15	3	3	.324	.318	1
2007	Kane County (A)	.242	104	372	45	90	16	1	6	48	1	3	5	35	85	3	1	.339	.313	3
2008	Kane County (A)	.281	109	413	55	116	24	5	13	74	3	7	5	42	81	11	4	.458	.349	4
2009	Stockton (A)	.264	110	416	45	110	29	2	5	54	1	5	4	37	91	2	7	.380	.327	5

JONATHAN JOHNSTON

C

Born: Trenton, New Jersey, February 13, 1984; **Home:** Hamilton Township, New Jersey

Bats: Left; **Throws:** Right; **Height:** 5-11; **Weight:** 198

Obtained: Selected in the 42nd round of the 2007 First-Year Player Draft

Graduated from Peddie School HS (NJ)...graduated from US Naval Academy...on military leave in 2007, called back in 2008... signed by Craig Weissmann.

Year	Club	AVG.	G	AB	R	H	2B	3B	HR	RBI	SH	SF	HP	BB	SO	SB	CS	SLG	OBP	E
2008	Kane County (A)	.228	36	114	21	26	4	0	1	11	1	3	2	21	38	11	4	.289	.350	2

JONATHAN JOSEPH (RICHARDSON)

RHP

Born: San Pedro de Macoris, Dominican Republic, May 17, 1988; **Home:** San Pedro de Macoris, Dominican Republic

Bats: Right; **Throws:** Right; **Height:** 6-1; **Weight:** 180

Obtained: Signed as a non-drafted free agent, June 15, 2006

Signed by Amauys Reyes.

Year	Club	W	L	ERA	G	GS	CG	SHO	SV	IP	H	R	ER	HR	HB	BB	IBB	SO	WP	BK
2006	DSL A's-1 (R)	4	1	3.53	11	8	0	0	0	43.1	43	21	17	4	4	18	0	36	10	1
2007	DSL A's-1 (R)	1	0	1.23	2	1	0	0	0	7.1	3	1	1	0	1	3	0	5	1	0
	AZL A's (R)	1	3	7.62	16	1	0	0	2	39.0	55	37	33	4	3	13	0	38	7	1
2008	DSL A's-2 (R)	1	1	4.50	3	2	0	0	0	10.0	9	6	5	0	2	4	0	13	1	0
	AZL A's (R)	1	1	4.56	16	0	0	0	4	23.2	30	17	12	1	2	11	1	37	6	0
2009	Vancouver (A)	0	2	4.94	16	8	0	0	0	54.2	65	40	30	4	4	25	0	35	5	0

ISAIAH KALA KA'AIHUE

IF/DH

Goes by: "Kala"

Born: Kailua, Hawaii, March 29, 1985; **Home:** Honolulu, Hawaii

Bats: Right; **Throws:** Right; **Height:** 6-2; **Weight:** 230

Obtained: Signed as a free agent, August 4, 2009.

Graduated from Iolani HS (Honolulu, HI)...attended South Mountain CC (AZ)...originally selected by Boston in the 22nd round of the 2003 First-Year Player Draft...originally signed by Tom Battista and Lonnie Goldberg...named the MVP of the Southern League Championship series in 2008 after hitting .429 (9 for 21) with three home runs, six RBI, nine walks and five runs scored...88 walks that year were eight most among all of MLB minor leaguers...ranked second in the SL in on-base percentage (.417)...in 2007, earned back-to-back Player of the Month honors for May and June...led the Braves organization and finished second in the CL with 22 home runs that season...had the fifth best RBI (69) totals among the Braves minor leaguers and ranked seventh in runs scored (71) and eight in doubles (25)...led the CL in OBP (.410) and slugging percentage (.583) that year...in 2006, was named Carolina League Player of the Week for week ending August 13...led all Braves' minor leaguers with 28 home runs...played for the Honolulu Sharks of the Hawaiian Winter League following that season.

Year	Club	AVG.	G	AB	R	H	2B	3B	HR	RBI	SH	SF	HP	BB	SO	SB	CS	SLG	OBP	E
2005	GCL Braves (R)	.283	40	127	18	36	8	2	6	22	0	4	2	15	38	0	0	.520	.358	6
	Danville (R)	.438	5	16	4	7	3	0	2	3	0	0	0	5	0	0	1.000	.438	1	
2006	Rome (A)	.329	67	228	44	75	16	2	15	49	0	1	3	52	66	3	0	.614	.458	3
	Myrtle Beach (A)	.223	53	188	37	42	8	0	13	31	0	0	4	30	49	0	1	.473	.342	8
2007	Myrtle Beach (A)	.298	89	309	57	92	20	1	22	61	0	5	9	53	92	2	0	.583	.410	7
	Mississippi (AA)	.127	33	118	14	15	5	1	0	8	0	2	2	11	51	0	0	.186	.211	2
2008	Mississippi (AA)	.274	126	376	63	103	23	2	14	61	0	4	7	88	119	0	4	.457	.417	11
2009	Mississippi (AA)	.157	69	191	17	30	6	1	4	15	0	0	5	36	64	1	1	.262	.306	5
	Stockton (A)	.131	18	61	12	8	1	1	4	12	0	0	0	10	26	0	0	.377	.254	1

SHANE PAUL KEOUGH

OF

Born: Los Angeles, California, September 11, 1986; **Home:** Coto De Caza, California

Bats: Switch; **Throws:** Right; **Height:** 6-2; **Weight:** 208

Obtained: Selected in the 36th round of the 2005 First-Year Player Draft

Graduated from Northwood HS (CA)...attended Yavapai College (AZ)...signed by Jeremy Schied on June 4, 2006.

Organizational Players, continued

Year	Club	AVG.	G	AB	R	H	2B	3B	HR	RBI	SH	SF	HP	BB	SO	SB	CS	SLG	OBP	E
2006																				
2007	Vancouver (A)	.214	54	187	33	40	6	2	2	15	0	1	4	19	68	15	8	.299	.299	3
2008	Kane County (A)	.244	104	340	43	83	7	3	2	26	3	1	2	29	103	3	8	.300	.306	11
2009	Stockton (A)	.235	122	446	42	105	15	3	3	39	2	3	3	41	141	8	8	.303	.302	10

CHARLES STERLINGS KERFOOT

RHP

Goes by "Chad"

Born: Annapolis, Maryland, April 1, 1985; **Home:** Owings, Maryland

Bats: Right; **Throws:** Right; **Height:** 6-0; **Weight:** 189

Obtained: Selected in the 30th round of the 2007 First-Year Player Draft

Graduated from Northern High School (MD)...attended University of Maryland...signed by Jeff Bittinger.

Year	Club	W	L	ERA	G	GS	CG	SHO	SV	IP	H	R	ER	HR	HB	BB	IBB	SO	WP	BK
2007	Vancouver (A)	0	2	3.47	19	0	0	0	2	36.1	36	20	14	2	2	8	0	37	2	0
2008	Kane County (A)	8	1	2.35	34	2	0	0	4	72.2	64	27	19	5	5	15	2	73	3	1
2009	Stockton (A)	2	1	6.52	13	0	0	0	0	19.1	30	17	14	3	3	7	1	12	1	0

STEVEN MATTHEW KLEEN

IF

Born: Redlands, California, May 21, 1983; **Home:** Menifee, California

Bats: Right; **Throws:** Right; **Height:** 6-4; **Weight:** 219

Obtained: Selected in the 11th round of the 2005 First-Year Player Draft

Graduated from Chaparral HS (Temecula, CA) in 2001...attended Pepperdine University...signed by Rick Magnante...named to 2009 Midwest League Mid-season All-Star team...ranked fourth among all A's farmhands in batting average (.312), second in hits (161), fourth in runs scored (87), total bases (238) and on-base percentage (.395), sixth in RBI (85), tied for sixth in walks (60) and home runs (15), seventh in doubles (30), ninth in extra base hits (46), 10th in slugging percentage (.461) in 2009.

Year	Club	AVG.	G	AB	R	H	2B	3B	HR	RBI	SH	SF	HP	BB	SO	SB	CS	SLG	OBP	E
2005	Vancouver (A)	.273	58	209	30	57	11	0	1	14	3	0	5	17	35	6	1	.340	.342	5
2006	Kansas City (A)	.281	126	466	79	131	24	4	5	59	1	4	13	48	87	5	3	.382	.362	12
2007	Stockton (A)	.272	118	430	75	117	24	2	5	45	0	2	8	49	92	2	1	.372	.356	7
2008																				
2009	Stockton (A)	.342	70	257	45	88	16	0	7	39	0	3	10	32	38	0	2	.486	.430	5
	Kane County (A)	.282	70	259	42	73	14	1	8	46	0	4	5	28	45	3	3	.436	.358	6

IAN A. KROL

LHP

Born: Hinsdale, Illinois, May 9, 1991; **Home:** Naperville, Illinois

Bats: Left; **Throws:** Left; **Height:** 6-1; **Weight:** 170

Obtained: Selected in the 7th round of the 2009 First-Year Player Draft

Attended Neuqua Valley HS...went 9-1 with a 0.94 ERA and tossed three no-hitters (including a perfect game) as a junior at Neuqua Valley HS (2008)...signed by Kevin Mello.

Year	Club	W	L	ERA	G	GS	CG	SHO	SV	IP	H	R	ER	HR	HB	BB	IBB	SO	WP	BK
2009	Vancouver (A)	0	1	8.10	3	1	0	0	0	3.1	6	5	3	0	0	1	0	4	0	0
	AZL A's (R)	0	0	0.00	1	1	0	0	0	1.0	0	0	0	0	0	0	0	0	0	0

TYLER JAMES LADENDORF

IF

Born: Park Ridge, Illinois, March 7, 1988; **Home:** Des Plaines, Illinois

Bats: Right; **Throws:** Right; **Height:** 6-0; **Weight:** 210

Obtained: Acquired from the Minnesota Twins in exchange for shortstop Orlando Cabrera and cash, July 31, 2009

Graduated from Maine West HS (Des Plaines, IL)...attended Howard CC (TX)...was the Minnesota Twins' second round draft pick in the 2008 First-Year Player Draft...was originally signed by Marty Esosito.

Year	Club	AVG.	G	AB	R	H	2B	3B	HR	RBI	SH	SF	HP	BB	SO	SB	CS	SLG	OBP	E
2008	GCL Twins (R)	.204	45	147	17	30	8	1	1	13	3	2	6	17	29	6	0	.293	.308	7
2009	Elizabethon (A)	.410	17	61	18	25	7	0	4	17	0	1	1	11	7	1	0	.721	.500	4
	Beloit (A)	.233	15	60	7	14	2	0	0	4	0	0	1	4	13	2	1	.267	.292	2
	Kane County (A)	.231	35	130	13	30	4	2	2	15	2	0	3	10	19	2	2	.338	.301	10

DOUGLAS ALBERTO LANDAETA

OF

Born: Cabudare, Venezuela, November 25, 1988; **Home:** Cabudare, Venezuela**Bats:** Right; **Throws:** Right; **Height:** 6-1; **Weight:** 170**Obtained:** Signed as a non-drafted free agent, September 18, 2006

Signed by Julio Franco and Ruben Barradas.

Year	Club	AVG.	G	AB	R	H	2B	3B	HR	RBI	SH	SF	HP	BB	SO	SB	CS	SLG	OBP	E
2007	DSL A's-1 (R)	.292	39	106	19	31	4	0	0	6	1	0	2	12	17	1	2	.330	.375	1
2008	DSL A's-2 (R)	.267	51	176	25	47	9	3	0	16	2	2	0	12	23	5	5	.352	.311	2
2009	AZL A's (R)	.248	39	141	18	35	6	5	0	18	0	1	1	13	27	3	1	.362	.314	5

JARED TYLER LANSFORD

RHP

Born: Livermore, California, October 22, 1986; **Home:** Santa Clara, California**Bats:** Right; **Throws:** Right; **Height:** 6-0; **Weight:** 190**Obtained:** Selected in the 2nd round of the 2005 First-Year Player Draft

Graduated from St. Francis (Mountain View, CA) HS in 2005...is the son of Carney Lansford, who played for the A's from 1983-92 as well as California (1978-80) and Boston (1981-82)...in 2006...was named Midwest League Pitcher of the Week twice, May 8-14 and July 10-16...was signed by A's scout Scott Kidd...pitched for the Waikiki Beach Boys in the Hawaii Winter Baseball League following the 2007 season...pitched for the Arizona Fall League Champion Phoenix Desert Dogs after the 2008 season...finished ranked tied for fourth in saves among 2009 A's minor league players.

Year	Club	W	L	ERA	G	GS	CG	SHO	SV	IP	H	R	ER	HR	HB	BB	IBB	SO	WP	BK
2005	AZL A's	0	1	1.27	7	6	0	0	0	21.1	16	4	3	0	1	5	0	20	0	0
2006	Kane County	11	6	2.86	18	18	2	1	0	104.0	87	40	33	1	12	42	0	50	5	3
	Stockton	0	1	12.71	3	3	0	0	0	11.1	23	19	16	4	2	5	0	9	2	0
2007	Stockton	0	1	9.00	1	1	0	0	0	4.0	5	4	4	0	0	3	0	2	0	0
2008	Stockton	2	6	4.41	31	2	0	0	3	63.1	62	33	31	4	5	20	3	75	3	0
	Midland	3	1	0.70	15	0	0	0	5	25.2	20	2	2	0	0	9	0	19	2	0
2009	Sacramento (AAA)	0	1	9.00	8	0	0	0	0	11.0	13	12	11	2	1	12	3	1	2	0
	Midland (AA)	1	2	2.36	36	0	0	0	12	45.2	43	12	12	2	3	20	0	29	4	0

CHAD EDWARD LEE

RHP

Born: Oklahoma City, Oklahoma, December 20, 1985; **Home:** Oklahoma City, Oklahoma**Bats:** Right; **Throws:** Right; **Height:** 6-4; **Weight:** 215**Obtained:** Selected in the 4th round of the 2006 First-Year Player Draft

Graduated from Putnam City North HS (OK)...attended Barton County CC (KS)...signed by Jeremy Schied....was named 2009 Northwest League pitcher of the week from June 29-July 6.

Year	Club	W	L	ERA	G	GS	CG	SHO	SV	IP	H	R	ER	HR	HB	BB	IBB	SO	WP	BK
2006	Vancouver (A)	3	2	4.29	12	10	0	0	0	50.1	50	28	24	5	3	15	0	31	2	0
2007																				
2008	Vancouver (A)	0	0	9.95	5	0	0	0	0	6.1	10	10	7	0	2	10	0	3	1	0
	AZL A's (R)	0	0	0.00	2	1	0	0	0	3.0	2	0	0	0	0	0	0	5	0	0
2009	Kane County (A)	1	1	6.30	2	2	0	0	0	10.0	10	8	7	1	2	4	0	4	5	0
	Vancouver (A)	2	0	0.00	3	3	0	0	0	15.0	1	0	0	0	1	6	0	17	1	0

ALEX ARNOLD LEON

RHP

Goes by "Arnold"

Born: Culiacan, Mexico, September 6, 1988; **Home:** Culiacan, Mexico**Bats:** Right; **Throws:** Right; **Height:** 6-1; **Weight:** 203**Obtained:** Purchased his contract from Saltillo (Mexican League), March 15, 2008

Was recommended by A's minor league roving infield instructor, Juan Navarrete.... pitched for Culiacan in the Mexican Pacific Winter League after the 2007 season.

Year	Club	W	L	ERA	G	GS	CG	SHO	SV	IP	H	R	ER	HR	HB	BB	IBB	SO	WP	BK
2006	Saltillo (Mexico)	0	0	2.70	4	0	0	0	0	3.1	2	1	1	0	0	2	0	2	0	0
2007	Saltillo (Mexico)	3	0	1.94	35	0	0	1	41.2	31	11	9	2	1	24	2	38	4	0	0
2008	Stockton (A)	0	0	2.86	20	0	0	0	2	28.1	25	12	9	1	1	9	0	28	1	1
	Saltillo (Mexico)	2	1	4.30	13	0	0	0	0	14.2	12	7	7	0	0	2	0	21	1	0
2009	Midland (AA)	2	3	3.51	33	7	0	0	1	74.1	71	35	29	3	5	28	0	63	5	0

Organizational Players, continued

MITCHELL WILLIAM LEVIER

OF

Born: Whittier, California, January 12, 1988; **Home:** Whittier, California

Bats: Left; **Throws:** Left; **Height:** 5-11; **Weight:** 187

Obtained: Selected in the 9th round of the 2008 First-Year Player Draft

Graduated from California HS...attended Fullerton College...signed by Eric Martins.

Year	Club	AVG.	G	AB	R	H	2B	3B	HR	RBI	SH	SF	HP	BB	SO	SB	CS	SLG	OBP	E
2008	Vancouver (A)	.241	50	170	15	41	7	1	0	12	5	1	1	9	52	4	2	.294	.282	0
2009	Kane County (A)	.246	35	122	18	30	7	0	2	18	1	3	3	7	25	3	0	.352	.296	2

MARCELINO DE ROYCE LEYJA

IF

Goes by "Nino"

Born: Houston, Texas, October 2, 1990; **Home:** Houston, Texas

Bats: Right; **Throws:** Right; **Height:** 5-11; **Weight:** 170

Obtained: Selected in the 15th round of the 2008 First-Year Player Draft

Graduated from Houston Christian HS...signed by Blake Davis...named to Arizona League postseason All-Star team in 2008...finished tied for fourth in runs scored in the AZL in 2008...ranked fourth in the A's farm system in batting average in 2008.

Year	Club	AVG.	G	AB	R	H	2B	3B	HR	RBI	SH	SF	HP	BB	SO	SB	CS	SLG	OBP	E
2008	AZL A's (R)	.315	43	165	42	52	12	6	1	25	0	3	1	19	31	10	2	.479	.383	15
2009	Kane County (A)	.231	33	121	18	28	4	2	2	5	1	0	0	13	33	7	2	.347	.306	11
	Vancouver (A)	.269	16	67	5	18	3	0	1	7	3	0	0	3	19	3	0	.358	.300	4

JOSHUA SEAN LEYLAND

C

Born: Glendora, California, July 6, 1991; **Home:** San Dimas, California

Bats: Left; **Throws:** Right; **Height:** 6-3; **Weight:** 220

Obtained: Selected in the 16th round of the 2009 First-Year Player Draft

Attended San Dimas HS...signed by Eric Martins.

Year	Club	AVG.	G	AB	R	H	2B	3B	HR	RBI	SH	SF	HP	BB	SO	SB	CS	SLG	OBP	E
2009	AZL A's (R)	.150	7	20	3	3	0	0	0	1	0	0	3	4	11	0	1	.150	.370	0

NATHAN JAMES LONG

RHP

Born: Fort Worth, Texas, February 9, 1986; **Home:** Fort Worth, Texas

Bats: Right; **Throws:** Right; **Height:** 6-2; **Weight:** 210

Obtained: Selected in the 26th round of the 2009 First-Year Player Draft

Graduated from All Saints Episcopal HS...attended Texas-Arlington University... as a senior, led the Southland Conference and broke the school's single-season record with 104 strikeouts with 29 walks in 2009...signed by Ammann Brown.

Year	Club	W	L	ERA	G	GS	CG	SHO	SV	IP	H	R	ER	HR	HB	BB	IBB	SO	WP	BK
2009	Vancouver (A)	1	2	6.69	22	0	0	0	0	36.1	45	31	27	5	2	14	2	25	6	2

DIOMENDES AUGUSTO LOPEZ (REYES)

C

Born: San Pedro de Macoris, Dominican Republic, January 30, 1989; **Home:** San Pedro de Macoris, Dominican Republic

Bats: Right; **Throws:** Right; **Height:** 6-2; **Weight:** 195

Obtained: Signed as a non-drafted free agent, October 4, 2006

Signed by Amaurys Reyes.

Year	Club	AVG.	G	AB	R	H	2B	3B	HR	RBI	SH	SF	HP	BB	SO	SB	CS	SLG	OBP	E
2007	DSL A's-2 (R)	.189	38	95	11	18	5	0	2	8	0	1	0	17	30	1	1	.305	.310	1
2008	DSL A's-2 (R)	.245	40	94	10	23	11	0	0	11	0	0	3	5	28	2	0	.362	.304	8
2009	AZL A's (R)	.212	16	52	6	11	2	1	0	4	0	0	1	5	24	0	0	.288	.293	1

MARCOS ANTONIO LUIS (ANDUJAR)

IF

Born: Santo Domingo, Dominican Republic, November 27, 1985; **Home:** Santo Domingo, Dominican Republic

Bats: Right; **Throws:** Right; **Height:** 5-11; **Weight:** 217

Obtained: Signed as a non-drafted free agent, January 15, 2004

Signed by Juan Carlos De La Cruz...finished tied for fourth in doubles in the Arizona League in 2007.

Year	Club	AVG.	G	AB	R	H	2B	3B	HR	RBI	SH	SF	HP	BB	SO	SB	CS	SLG	OBP	E
2004	DSL A's-2 (R)	.197	60	178	11	35	11	2	0	12	1	2	5	12	39	3	5	.281	.264	-
2005	DSL A's-2 (R)	.267	61	195	22	52	10	0	0	16	0	0	3	31	37	13	10	.318	.376	-
2006	DSL A's-2 (R)	.222	5	18	2	4	0	0	0	3	0	0	0	1	1	1	0	.222	.263	0
	AZL A's (R)	.281	45	178	18	50	9	0	1	15	1	0	1	10	31	2	1	.348	.323	15
2007	AZL A's (R)	.298	44	168	25	50	14	1	1	31	2	2	4	9	22	3	1	.411	.344	9
2008	Vancouver (A)	.250	38	128	9	32	2	1	0	12	3	1	2	8	21	3	5	.281	.302	5
2009	Vancouver (A)	.280	30	93	6	26	7	0	0	10	2	1	0	10	15	0	0	.355	.346	7

ALCIBIADES MADE (VALDEZ)

IF

Born: Bani, Dominican Republic, April 5, 1989; **Home:** Bani, Dominican Republic

Bats: Right; **Throws:** Right; **Height:** 6-0; **Weight:** 169

Obtained: Signed as a non-drafted free agent, April 6, 2006

Signed by Bernardino Rosario.

Year	Club	AVG.	G	AB	R	H	2B	3B	HR	RBI	SH	SF	HP	BB	SO	SB	CS	SLG	OBP	E
2006	DSL A's-2 (R)	.258	18	66	13	17	3	1	0	6	1	0	1	7	9	1	2	.333	.338	9
	DSL A's-1 (R)	.242	30	91	12	22	4	1	1	8	0	1	2	14	14	1	2	.341	.352	9
2007	DSL A's-2 (R)	.321	15	53	7	17	3	0	1	11	0	0	1	9	8	3	1	.434	.429	1
	DSL A's-1 (R)	.298	28	94	16	28	3	2	1	16	0	0	4	14	23	4	1	.404	.411	4
2008	DSL A's-2 (R)	.400	7	25	5	10	1	2	0	2	1	0	0	0	4	2	2	.600	.400	3
	AZL A's (R)	.198	28	86	12	17	3	0	1	6	1	0	1	5	25	1	0	.267	.250	13
2009	AZL A's (R)	.242	43	128	18	31	2	4	1	13	2	4	4	18	41	4	1	.344	.351	7

MICHAEL EDWARD MADSEN

RHP

Born: Mayfield, Ohio, November 29, 1982; **Home:** Canfield, Ohio

Bats: Right; **Throws:** Right; **Height:** 6-0; **Weight:** 168

Obtained: Selected in the 21st round of the 2005 First-Year Player Draft

Graduated from Notre Dame Cathedral Latin HS (OH) in 2001...attended Ohio State University...signed by Rich Sparks...named to the Northwest League postseason All-Star team as a relief pitcher in 2005 after leading the league in ERA...named to the Texas League South Division All-Star team in 2007...named Texas League Pitcher of the Week for May 14, 2007.

Year	Club	W	L	ERA	G	GS	CG	SHO	SV	IP	H	R	ER	HR	HB	BB	IBB	SO	WP	BK
2005	Vancouver (A)	6	1	1.69	15	12	0	0	0	80.0	56	21	15	2	4	14	0	68	6	0
2006	Stockton (A)	6	11	6.68	24	24	1	0	0	121.1	149	94	90	12	5	44	0	102	6	0
	Midland (AA)	0	0	18.41	2	2	0	0	0	7.1	19	15	15	0	2	3	0	5	0	0
2007	Stockton (A)	1	2	3.75	4	4	0	0	0	24.0	21	10	10	1	3	9	0	20	0	0
	Midland (AA)	5	2	2.76	11	11	1	0	0	65.1	51	21	20	2	3	26	0	69	1	0
	Sacramento (AAA)	5	1	5.09	10	10	0	0	0	8.1	54	35	33	8	3	30	1	40	3	0
2008	Midland (AA)	2	0	2.25	2	2	0	0	0	12.0	7	4	3	2	0	3	0	6	0	0
	AZL A's (R)	0	0	0.00	1	1	0	0	0	1.0	0	0	0	0	0	0	0	0	0	0
2009	Midland (AA)	0	1	7.50	3	1	0	0	0	6.0	9	5	5	2	0	6	0	1	0	0
	Stockton (A)	0	0	0.00	1	1	0	0	0	3.0	0	0	0	0	0	2	0	3	0	0

JUSTIN MICHAEL MARKS

LHP

Born: Owensboro, Kentucky, January 12, 1988; **Home:** Owensboro, Kentucky

Bats: Left; **Throws:** Left; **Height:** 6-3; **Weight:** 195

Obtained: Selected in the 3rd round of the 2009 First-Year Player Draft

Graduated from Owensboro HS...attended University of Louisville...signed by Matt Ranson.

Year	Club	W	L	ERA	G	GS	CG	SHO	SV	IP	H	R	ER	HR	HB	BB	IBB	SO	WP	BK
2009	AZL A's (R)	0	1	----	1	1	0	0	0	0.0	3	6	6	1	0	4	0	0	0	0

MARCUS ANDRE MCBETH

RHP

See biography in 2010 Non-Roster Players section.

DALLAS LYLE MCPHERSON

IF

See biography in 2010 Non-Roster Players section.

CHRIS SCOTT MEDEROS

RHP

Born: Valdosta, Georgia, May 17, 1987; **Home:** Valdosta, Georgia

Bats: Right; **Throws:** Right; **Height:** 6-3; **Weight:** 175

Obtained: Selected in the 25th round of the 2009 First-Year Player Draft

PLAYER DEVELOPMENT

Organizational Players, continued

Graduated from Lowndes County HS...attended Gordon JC...attended Georgia Southern University...earned All-Southern Conference honors in 2009...signed by Leland Maddox.

Year	Club	W	L	ERA	G	GS	CG	SHO	SV	IP	H	R	ER	HR	HB	BB	IBB	SO	WP	BK
2009	AZL A's (R)	3	1	2.14	11	2	0	0	0	21.0	14	5	5	1	0	2	0	26	1	0

KYLE JAMES MIDDLETON

RHP

Born: Pensacola, Florida, June 13, 1980; **Home:** Palm Springs, California

Bats: Right; **Throws:** Right; **Height:** 6-4; **Weight:** 225

Obtained: Signed out of Pensacola in the Independent American Association, July 23, 2009

Graduated from Escambia HS...attended Jefferson Davis CC (AL)...drafted by the Kansas City Royals in the 49th round of the 1999 First-Year Player Draft...originally signed by Dennis Woody...named Texas League pitcher of the week from August 10-17 and August 24-31, 2009... played for Tigres de Aragua of the Venezuelan Winter League following the 2009 season.

Year	Club	W	L	ERA	G	GS	CG	SHO	SV	IP	H	R	ER	HR	HB	BB	IBB	SO	WP	BK
2000	GCL Royals (R)	0	2	14.85	15	1	0	0	0	20.0	32	34	33	2	0	17	0	14	6	0
2001	Spokane (A)	3	6	4.65	16	14	0	0	0	79.1	92	48	41	5	15	23	0	68	10	1
2002	Burlington (A)	14	5	3.74	29	17	0	0	1	125.0	124	67	52	6	10	31	0	64	18	1
2003	Wilmington (A)	11	8	2.41	27	27	1	0	0	160.1	155	59	43	6	7	35	2	75	10	0
2004	Wichita (AA)	8	8	4.74	28	27	0	0	0	161.1	177	97	85	16	9	55	0	88	8	0
2005	Wichita (AA)	10	9	5.31	28	28	1	0	0	171.1	218	118	101	22	15	37	0	109	6	1
2006	Wichita (AA)	5	3	4.17	16	15	0	0	1	86.1	108	48	40	8	7	29	1	63	7	0
	Omaha (AAA)	0	8	5.33	13	13	0	0	0	72.2	95	53	43	12	6	24	1	34	5	0
2007	Corpus Christi (AA)	3	2	3.35	44	0	0	0	23	51.0	46	23	19	4	2	18	3	44	3	0
2008	Corpus Christi (AA)	0	0	4.50	6	0	0	0	3	6.0	6	3	3	1	0	0	0	5	0	0
	Round Rock (AAA)	1	2	5.13	11	4	0	0	1	33.1	33	21	19	4	1	8	1	20	1	0
2009	Midland (AA)	5	2	2.69	9	9	1	1	0	60.1	47	20	18	3	1	13	0	38	2	0

JERMAINE CORNELIUS MITCHELL

OF

Born: Naples, Texas, November 2, 1984; **Home:** Daingerfield, Texas

Bats: Left; **Throws:** Left; **Height:** 6-0; **Weight:** 216

Obtained: Selected in the 5th round of the 2006 First-Year Player Draft

Graduated from Daingerfield HS (TX)...attended Texarkana CC (TX)...attended University of North Carolina Greensboro...signed by Neil Avent...ranked among Midwest League leaders in runs scored (4th) and on-base percentage (T3rd) in 2007...finished ranked third in the California League and third among all A's minor leaguers in walks in 2009, also ranked tied for third in triples among A's farmhands that season.

Year	Club	AVG.	G	AB	R	H	2B	3B	HR	RBI	SH	SF	HP	BB	SO	SB	CS	SLG	OBP	E
2006	Vancouver (A)	.362	37	138	23	50	7	2	3	23	0	0	3	22	27	14	6	.507	.460	2
2007	Kane County (A)	.288	122	431	79	124	20	5	8	58	3	4	1	74	115	24	8	.413	.390	5
2008	Stockton (A)	.244	114	422	55	103	20	3	10	49	3	2	7	54	116	23	6	.377	.338	9
2009	Stockton (A)	.247	124	450	63	111	15	6	3	34	8	5	1	73	128	17	10	.327	.350	3

WAYNE SCOTT MOORE JR.

RHP

Goes by "Scott"

Born: Houston, Texas, December 4, 1983; **Home:** Houston, Texas

Bats: Right; **Throws:** Right; **Height:** 6-2; **Weight:** 230

Obtained: Selected in the 23rd round of the 2006 First-Year Player Draft

Graduated from Sharpstown HS (TX)...attended Wharton County JC (TX)...attended Texas State University...signed by Blake Davis...finished tied for third in saves in the Northwest League in 2006.

Year	Club	W	L	ERA	G	GS	CG	SHO	SV	IP	H	R	ER	HR	HB	BB	IBB	SO	WP	BK
2006	Vancouver (A)	1	1	1.45	16	0	0	0	9	18.2	14	5	3	1	1	5	0	27	2	0
	Kane County (A)	0	0	0.00	2	0	0	0	0	2.1	1	0	0	0	0	0	0	3	1	0
2007	Kane County (A)	1	4	3.90	41	1	0	0	11	60.0	53	33	26	4	2	36	5	60	3	1
2008	Kane County (A)	1	3	4.62	11	2	0	0	4	25.1	25	14	13	2	4	8	0	33	4	0
	Midland (AA)	1	1	10.67	5	3	0	0	14.1	20	18	17	2	0	17	0	15	3	0	
	Stockton (A)	5	2	6.57	13	11	0	0	0	63.0	78	48	46	4	5	34	0	56	7	0
2009																				

(Injured – Did Not Play)

Born: El Seibo, Dominican Republic, February 18, 1987; **Home:** El Seibo, Dominican Republic

Bats: Right; **Throws:** Right; **Height:** 6-4; **Weight:** 264

Obtained: Signed as a non-drafted free agent, February 10, 2006

Signed by Amaury Reyes.

Year	Club	W	L	ERA	G	GS	CG	SHO	SV	IP	H	R	ER	HR	HB	BB	IBB	SO	WP	BK
2006	DSL A's-2 (R)	0	1	12.19	11	0	0	0	0	10.1	13	18	14	2	2	15	0	10	4	0
2007	DSL A's-2 (R)	1	2	7.71	11	0	0	0	0	16.1	18	18	14	0	2	20	0	18	8	0
	DSL A's-1 (R)	0	0	3.38	2	0	0	0	0	2.2	2	1	1	0	0	3	0	1	2	0
2008																				
2009	AZL A's (R)	1	0	6.14	6	0	0	0	0	7.1	4	5	5	0	1	7	0	11	6	0

JUSTIN CHARLES MURRAY

Born: Manhattan, Kansas, May 11, 1987; **Home:** Manhattan, Kansas

Bats: Right; **Throws:** Right; **Height:** 6-4; **Weight:** 225

Obtained: Selected in the 29th round of the 2008 First-Year Player Draft

Graduated from Manhattan HS (KS)...attended Kansas State University...signed by Yancy Ayres...finished tied for fourth in saves in the A's farm system in 2009.

Year	Club	W	L	ERA	G	GS	CG	SHO	SV	IP	H	R	ER	HR	HB	BB	IBB	SO	WP	BK
2008	AZL A's (R)	0	1	1.69	3	1	0	0	0	10.2	6	5	2	1	1	2	0	7	0	0
	Midland (AA)	2	1	5.52	5	3	0	0	0	14.2	15	9	9	0	0	5	0	5	1	0
2009	Stockton (A)	1	4	6.04	7	3	0	0	0	25.1	31	28	17	3	4	11	1	19	0	0
	Kane County (A)	5	1	2.84	37	0	0	0	12	44.1	43	16	14	5	2	14	2	45	2	0

MICHAEL DUSTIN NAPOLEON

Goes by "Dusty"

Born: Park Ridge, Illinois, May 21, 1986; **Home:** Wilmette, Illinois

Bats: Left; **Throws:** Right; **Height:** 6-2; **Weight:** 228

Obtained: Selected in the 19th round of the 2007 First-Year Player Draft

Graduated from New Trier HS (IL)...was named 2004 *Chicago Sun-Times* Athlete of the Year...named Central Suburban League Player of the Year as a senior...was all-state in football as a quarterback and broke the school career records for touchdown passes and passing yards...attended University of Iowa...signed by Kevin Mello.

Year	Club	AVG.	G	AB	R	H	2B	3B	HR	RBI	SH	SF	HP	BB	SO	SB	CS	SLG	OBP	E
2007	Vancouver (A)	.235	42	136	14	32	5	0	1	16	1	1	8	19	32	1	1	.294	.360	3
2008	Kane County (A)	.205	16	44	3	9	1	0	0	3	0	1	1	9	12	0	1	.227	.345	2
	Vancouver (A)	.244	61	209	29	51	12	1	2	28	3	1	2	41	41	0	0	.340	.372	9
2009	Kane County (A)	.218	78	229	25	50	12	0	0	16	5	2	4	51	49	0	3	.271	.367	3

JUAN GABRIEL NUNEZ (MEJIA)

Born: Bani, Dominican Republic, August 27, 1987; **Home:** Bani, Dominican Republic

Bats: Right; **Throws:** Right; **Height:** 6-1; **Weight:** 210

Obtained: Signed as a non-drafted free agent, February 1, 2006

Signed by Bernardino Rosario...played for Estrellas de Oriente of the Dominican Winter League following the 2009 season.

Year	Club	AVG.	G	AB	R	H	2B	3B	HR	RBI	SH	SF	HP	BB	SO	SB	CS	SLG	OBP	E
2006	DSL A's-2 (R)	.184	15	38	7	7	0	0	1	3	0	0	0	7	7	1	1	.263	.311	1
	DSL A's-1 (R)	.282	34	110	17	31	3	0	0	9	2	0	1	8	22	1	0	.309	.336	4
2007	AZL A's (R)	.188	21	69	7	13	1	1	0	5	1	0	0	15	22	0	3	.232	.333	2
2008	Stockton (A)	.042	11	24	2	1	0	0	0	0	0	0	0	5	9	1	0	.042	.207	1
	Vancouver (A)	.206	22	63	8	13	3	0	1	4	3	0	0	6	18	0	1	.302	.275	3
	Kane County (A)	.333	7	21	3	7	0	0	1	1	0	1	2	5	0	0	.333	.417	1	
2009	Kane County (A)	.224	51	161	18	36	7	0	1	10	5	1	1	7	44	1	0	.286	.259	10

GABRIEL ALBERTO ORTIZ (POLANCO)

Born: San Pedro De Macoris, Dominican Republic, November 7, 1985; **Home:** San Pedro De Macoris, Dominican Republic

Bats: Right; **Throws:** Right; **Height:** 6-1; **Weight:** 245

Obtained: Signed as a non-drafted free agent, July 11, 2003

Signed by Juan Eduardo Martinez.

Organizational Players, continued

Year	Club	AVG.	G	AB	R	H	2B	3B	HR	RBI	SH	SF	HP	BB	SO	SB	CS	SLG	OBP	E
2006	DSL A's-1 (R)	.211	7	19	3	4	1	0	0	2	1	0	0	5	7	0	1	.263	.375	0
	AZL A's (R)	.268	20	71	11	19	2	1	3	15	1	0	0	3	17	2	0	.451	.297	6
2007	AZL A's (R)	.147	23	68	7	10	3	1	1	6	1	0	0	6	23	2	0	.265	.216	4
2008	AZL A's (R)	.256	26	86	9	22	5	2	1	16	0	2	1	3	25	0	1	.395	.283	5
2009	Midland (AA)	.280	8	25	4	7	2	0	1	8	0	2	0	0	5	2	0	.480	.259	3
	Stockton (A)	.262	12	42	6	11	2	0	0	3	0	0	0	4	14	4	1	.310	.326	2
	Vancouver (A)	.255	26	98	12	25	4	1	1	13	1	1	0	3	30	2	1	.347	.275	3

RYAN RANDAL ORTIZ

C

Born: San Pedro, California, September 29, 1987; **Home:** San Diego, California

Bats: Right; **Throws:** Right; **Height:** 6-3; **Weight:** 195

Obtained: Selected in the 6th round of the 2009 First-Year Player Draft

Graduated from St. Augustine HS (San Diego)...attended Oregon State University...two-time Pac-10 Conference first team selection...named the Pac-10 Player of the Week March 25, 2008 and April 6, 2009...signed by Jim Coffman.

Year	Club	AVG.	G	AB	R	H	2B	3B	HR	RBI	SH	SF	HP	BB	SO	SB	CS	SLG	OBP	E
2009	Vancouver (A)	.258	48	151	25	39	12	1	4	24	0	0	6	26	29	3	0	.430	.388	5

ARGENIS RICARDO PAEZ

RHP

Born: Valencia, Venezuela, October 20, 1990; **Home:** Valencia, Venezuela

Bats: R; **Throws:** R; **Height:** 6-3; **Weight:** 180

Obtained: Signed as a non-drafted free agent, February 28, 2008

Signed by Julio Franco and Juan Villanueva.

Year	Club	W	L	ERA	G	GS	CG	SHO	SV	IP	H	R	ER	HR	HB	BB	IBB	SO	WP	BK
2008	DSL A's-1 (R)	1	6	3.57	12	12	0	0	0	45.1	45	32	18	0	2	27	0	30	7	0
2009	DSL A's (R)	1	1	6.75	3	1	0	0	0	6.2	9	5	5	0	0	4	0	6	4	0
	AZL A's (R)	0	5	3.68	15	9	0	0	0	51.1	44	26	21	1	4	21	0	46	5	0

PRESTON JAMES PARAMORE

C

Goes by "Petey"

Born: McKinney, Texas, October 30, 1986; **Home:** Allen, Texas

Bats: Switch; **Throws:** Right; **Height:** 6-2; **Weight:** 205

Obtained: Selected in the 3rd round of the 2008 First-Year Player Draft

Graduated from Allen HS (TX)...attended Arizona State University...signed by Jeremy Schied...tied for eighth among A's minor leaguers in walks in 2009.

Year	Club	AVG.	G	AB	R	H	2B	3B	HR	RBI	SH	SF	HP	BB	SO	SB	CS	SLG	OBP	E
2008	AZL A's (R)	.364	9	22	7	8	2	0	0	4	0	0	0	10	2	0	0	.455	.563	0
	Kane County (A)	.225	31	102	14	23	8	0	1	14	1	0	1	22	30	0	0	.333	.368	0
2009	Kane County (A)	.230	101	326	33	75	9	0	4	36	1	3	3	55	55	1	2	.294	.344	4

STEPHEN CALDER PARKER

IF

Born: San Diego, California, September 3, 1987; **Home:** American Fork, Utah

Bats: Left; **Throws:** Right; **Height:** 6-2; **Weight:** 195

Obtained: Selected in the 5th round of the 2009 First-Year Player Draft

Graduated from American Fork HS...attended Brigham Young University...was First-Team All-Mountain West Conference selection in 2009...signed by Jeremy Schied.

Year	Club	AVG.	G	AB	R	H	2B	3B	HR	RBI	SH	SF	HP	BB	SO	SB	CS	SLG	OBP	E
2009	AZL A's (R)	.214	3	14	2	3	2	0	0	2	0	0	0	1	6	0	0	.357	.267	0
	Kane County (A)	.244	70	254	27	62	11	2	5	39	1	4	2	25	55	1	4	.362	.312	3

JORGE LUIS PENA (LANTIGUA)

RHP

Born: Salcedo, Dominican Republic, December 31, 1988; **Home:** Salcedo, Dominican Republic

Bats: Right; **Throws:** Right; **Height:** 6-6; **Weight:** 226

Obtained: Signed as a non-drafted free agent, July 21, 2006

Signed by Juan Carlos De La Cruz.

Year	Club	W	L	ERA	G	GS	CG	SHO	SV	IP	H	R	ER	HR	HB	BB	IBB	SO	WP	BK
2007	DSL A's-2 (R)	1	3	5.54	15	3	0	0	1	26.0	17	19	16	2	2	26	2	27	7	1
2008	DSL A's-2 (R)	4	1	1.90	13	10	0	0	0	52.0	33	14	11	0	9	31	1	41	7	2
2009	Stockton (A)	0	1	6.00	1	1	0	0	0	3.0	4	3	2	0	2	4	0	3	0	0
	AZL A's (R)	1	1	2.87	4	3	0	0	0	15.2	12	5	5	1	0	4	0	17	1	0

RICARDO RIOS PENALBA

RHP

Born: Veraguas, Panama, January 6, 1989; **Home:** Veraguas, Panama

Bats: Right; **Throws:** Right; **Height:** 5-11; **Weight:** 170

Obtained: Signed as a non-drafted free agent, September 4, 2006

Signed by Raymond Abreu.

Year	Club	W	L	ERA	G	GS	CG	SHO	SV	IP	H	R	ER	HR	HB	BB	IBB	SO	WP	BK
2007	DSL A's-1 (R)	0	3	4.91	13	0	0	0	6	14.2	12	8	8	0	2	8	0	16	4	2
2008	DSL A's-2 (R)	0	0	3.00	2	2	0	0	0	6.0	2	3	2	0	2	4	0	6	2	0
	AZL A's (R)	1	0	3.86	7	1	0	0	1	9.1	7	5	4	0	1	3	0	12	2	0
2009	Vancouver (A)	2	5	4.80	21	6	0	0	1	45.0	52	28	24	2	7	27	2	47	4	3

MAXWELL TAYLOR PETERSON

LHP

Born: San Diego, California, June 27, 1988; **Home:** San Diego, California

Bats: Left; **Throws:** Left; **Height:** 6-2; **Weight:** 105

Obtained: Selected in the 18th round of the 2009 First-Year Player Draft

Graduated from Westview HS...attended San Diego Mesa College...attended San Jose State University...signed by Jermaine Clark.

Year	Club	W	L	ERA	G	GS	CG	SHO	SV	IP	H	R	ER	HR	HB	BB	IBB	SO	WP	BK
2009	Vancouver (A)	2	1	4.71	17	1	0	0	0	21.0	30	20	11	2	3	16	0	25	2	0
	AZL A's (R)	0	0	0.00	3	0	0	0	1	4.0	3	0	0	0	0	0	0	6	0	0

SHANE AARON PETERSON

OF

Born: Fallbrook, California, February 11, 1988; **Home:** Temecula, California

Bats: Left; **Throws:** Left; **Height:** 6-0; **Weight:** 195

Obtained: Acquired from the St. Louis Cardinals with pitcher Clay Mortensen and infielder Brett Wallace for outfielder Matt Holliday, July 24, 2009.

Graduated from Chaparral HS...attended Long Beach State University...named First Team All-Big West in 2007 and Second Team in 2006...named co-Big West Player of the Year at Long Beach State after batting .390 in 2008...was the St. Louis Cardinals second round draft pick of the 2008 First-Year Player Draft...originally signed Dan Kantrovitz ...named to the New York-Penn League mid-season All-Star Team in 2008...ranked tied for second in the NY-Penn League in doubles and ranked third in walks and OBP in 2008.

Year	Club	AVG.	G	AB	R	H	2B	3B	HR	RBI	SH	SF	HP	BB	SO	SB	CS	SLG	OBP	E
2008	Batavia (A)	.291	65	230	35	67	20	2	1	39	0	2	4	39	65	3	2	.409	.400	1
2009	Palm Beach (A)	.298	76	285	32	85	11	4	6	39	0	2	11	21	52	10	1	.428	.367	3
	Springfield (AA)	.284	18	74	10	21	4	1	1	7	0	0	1	5	10	2	0	.405	.338	3
	Midland (AA)	.273	39	154	16	42	10	0	3	17	1	2	2	13	32	4	0	.396	.333	8

JOSE PINA

RHP

Born: San Juan De la Maguana, Dominican Republic, November 2, 1985; **Home:** San Juan De la Maguana, Dominican Republic

Bats: Right; **Throws:** Right; **Height:** 6-2; **Weight:** 150

Obtained: Signed as minor league free agent, December 9, 2009

Originally signed by the Chicago Cubs as a non-drafted free agent on October 4, 2002 by scout Jose Serra.

Year	Club	W	L	ERA	G	GS	CG	SHO	SV	IP	H	R	ER	HR	HB	BB	IBB	SO	WP	BK
2003	DSL Cubs (R)	2	0	3.65	13	1	0	0	0	24.2	20	15	10	0	1	9	0	18	3	1
2004	DSL Cubs (R)	1	5	7.04	13	5	0	0	0	30.2	44	38	24	1	3	18	0	14	14	1
2005	AZL Cubs (R)	3	5	4.78	14	11	0	0	0	52.2	59	34	28	4	7	14	0	37	7	0
2006	Boise (A)	2	5	4.45	15	14	0	0	0	64.2	66	37	32	7	8	23	0	26	7	0
2007	Peoria (A)	5	8	4.29	23	19	0	0	0	107.0	107	56	51	16	8	37	0	71	9	1
2008	Boise (A)	0	0	1.50	3	3	0	0	0	6.0	4	1	1	0	0	2	0	8	0	0
	Peoria (A)	0	1	5.27	11	8	0	0	1	27.1	40	19	16	1	2	6	0	22	3	0
2009	Peoria (A)	0	0	22.50	4	0	0	0	1	2.0	4	7	5	0	0	6	0	0	1	0
	Daytona (A)	3	2	4.19	37	0	0	0	1	58.0	67	34	27	1	3	30	1	39	7	0

Organizational Players, continued

MATHIEU LEBLANC POIRIER

RHP

Born: Montreal, Quebec, Canada, March 10, 1987; **Home:** Laval, Quebec, Canada

Bats: Left; **Throws:** Right; **Height:** 6-1; **Weight:** 165

Obtained: Selected in the 21st round of the 2008 First-Year Player Draft

Attended College Ahuntsic...signed by Matt Higginson...his 2009 combined ERA (4.66) ranked eighth among all A's farmhands.

Year	Club	W	L	ERA	G	GS	CG	SHO	SV	IP	H	R	ER	HR	HB	BB	IBB	SO	WP	BK
2008	AZL A's (R)	0	1	7.89	11	2	0	0	0	21.2	34	23	19	1	5	6	0	18	2	1
	Vancouver (A)	1	0	0.93	6	0	0	0	0	9.2	4	1	1	0	1	7	0	9	1	0
2009	Kane County (A)	5	7	4.13	14	13	0	0	0	69.2	71	40	32	3	11	29	0	49	14	1
	Stockton (A)	0	3	5.44	10	9	0	0	0	46.1	42	31	28	7	9	24	1	28	8	1

RYAN ROBERT QUIGLEY

LHP

Born: Taunton, Massachusetts, September 11, 1987; **Home:** Taunton, Massachusetts

Bats: Left; **Throws:** Left; **Height:** 6-4; **Weight:** 215

Obtained: Selected in the 22nd round of the 2009 First-Year Player Draft

Graduated from Taunton HS...attended Northeastern University (Boston, MA)...ranks among school leaders in career strikeouts-per-nine innings (2nd), strikeouts (10th) and saves (5th)...signed by Marc Sauer.

Year	Club	W	L	ERA	G	GS	CG	SHO	SV	IP	H	R	ER	HR	HB	BB	IBB	SO	WP	BK
2009	AZL A's (R)	3	2	4.62	17	0	0	0	0	25.1	25	18	13	0	3	16	0	31	12	0

ANVIORIS RAMIREZ

LHP

Born: San Cristobal, Dominican Republic, March 10, 1988; **Home:** San Cristobal, Dominican Republic

Bats: Left; **Throws:** Left; **Height:** 6-1; **Weight:** 165

Obtained: Signed as a non-drafted free agent, February 23, 2005

Signed by Bernardino Rosario... played for Tigres del Licey of the Dominican Winter League following the 2009 season.

Year	Club	W	L	ERA	G	GS	CG	SHO	SV	IP	H	R	ER	HR	HB	BB	IBB	SO	WP	BK
2005	DSL A's-1 (R)	1	6	5.45	12	6	0	0	0	38.0	47	30	23	2	1	10	2	22	1	0
2006	DSL A's-1 (R)	2	2	3.68	8	1	0	0	0	22.0	24	15	9	1	0	5	0	14	1	0
	DSL A's-2 (R)	1	3	3.52	7	6	2	0	0	38.1	42	18	15	1	3	1	0	27	2	0
2007	DSL A's-1 (R)	3	4	2.09	14	10	2	1	1	69.0	53	22	16	3	1	10	0	57	4	1
2008	DSL A's-1 (R)	1	0	1.13	2	2	0	0	0	8.0	3	1	1	0	0	0	0	10	1	0
	AZL A's (R)	2	4	6.22	14	6	0	0	0	46.1	52	38	32	14	2	16	0	34	2	2
2009	Kane County (A)	5	2	3.29	9	9	0	0	0	52.0	57	23	19	2	1	11	0	33	2	1
	AZL A's (R)	1	1	4.56	6	3	0	0	0	23.2	27	14	12	1	1	7	0	22	3	2

JULIO CESAR RAMOS (DICHARDO)

LHP

Born: La Vega, Dominican Republic, February 13, 1988; **Home:** La Vega, Dominican Republic

Bats: Left; **Throws:** Left; **Height:** 6-1; **Weight:** 158

Obtained: Signed as a non-drafted free agent, February 10, 2006

Signed by Amaury Reyes...named to Arizona League postseason All-Star team in 2008...led the A's farm system in ERA (1.41) in 2008...ranked second in ERA in the AZL in 2008....finished second in the Northwest League in ERA and tied for fourth in wins in 2009.

Year	Club	W	L	ERA	G	GS	CG	SHO	SV	IP	H	R	ER	HR	HB	BB	IBB	SO	WP	BK
2006	DSL A's-1 (R)	4	1	2.13	13	3	0	0	0	38.0	31	13	9	1	3	11	0	50	2	0
2007	DSL A's-1 (R)	0	0	5.68	2	1	0	0	0	6.1	7	5	4	0	2	3	0	6	2	0
	AZL A's (R)	0	1	5.40	2	2	0	0	0	8.1	9	6	5	2	0	3	0	5	3	0
2008	DSL A's-1 (R)	0	1	1.50	2	1	0	0	0	6.0	6	2	1	0	0	2	0	7	2	0
	AZL A's (R)	3	2	1.41	14	7	0	0	0	51.0	56	17	8	0	1	12	0	36	4	0
2009	Stockton (A)	0	1	3.75	2	2	0	0	0	12.0	12	5	5	0	0	3	0	11	0	0
	Vancouver (A)	6	5	2.38	13	13	0	0	0	72.0	67	30	19	4	1	18	0	64	4	0

JASON GIB RAY

RHP

Born: Albuquerque, New Mexico, July 14, 1984; **Home:** Farmington, New Mexico

Bats: Right; **Throws:** Right; **Height:** 6-0; **Weight:** 210

Obtained: Selected in the 8th round of the 2005 First-Year Player Draft

Graduated from Piedra Vista HS (NM) in 2002...attended Azusa Pacific University...signed by Randy Johnson.

Year	Club	W	L	ERA	G	GS	CG	SHO	SV	IP	H	R	ER	HR	HB	BB	IBB	SO	WP	BK
2005	Vancouver (A)	0	1	2.12	20	0	0	0	0	29.2	17	8	7	1	2	23	0	56	2	0
2006	Kane County (A)	6	1	3.02	13	13	2	1	0	65.2	48	29	22	1	5	35	0	68	6	1
	Stockton (A)	5	5	4.95	18	7	0	0	0	60.0	59	36	33	9	6	33	1	48	7	0
2007	Stockton (A)	1	1	2.53	8	0	0	0	0	10.2	5	4	3	0	0	9	0	14	2	1
2008		(Injured – Did Not Play)																		
2009	Kane County (A)	2	0	2.30	11	1	0	0	0	15.2	14	4	4	0	0	5	0	11	2	0
	Stockton (A)	2	2	2.22	24	0	0	0	4	28.1	15	8	7	1	3	12	0	32	3	0

ANTHONY VITO RECKER

C

See biography in 2010 Non-Roster Players section.

MICHAEL JAMAR RICHARD

IF

Born: Lake Charles, Louisiana, August 20, 1984; **Home:** Lake Charles, Louisiana

Bats: Right; **Throws:** Right; **Height:** 5-11; **Weight:** 180

Obtained: Selected in the 11th round of the 2007 First-Year Player Draft

Is brothers with Myrio Dominick Richard...Graduated from Barbe HS (LA)...attended Prairie View A&M University...signed by Blake Davis...ranked tied for second in the A's farm system in stolen bases in 2008...ranked among 2009 A's minor leaguers in stolen bases (6th) and on-base percentage (9th).

Year	Club	AVG.	G	AB	R	H	2B	3B	HR	RBI	SH	SF	HP	BB	SO	SB	CS	SLG	OBP	E
2007	Vancouver (A)	.289	61	225	41	65	5	1	1	22	9	2	8	35	25	6	.333	.400	18	
2008	Kane County (A)	.287	85	321	56	92	9	2	2	42	5	5	4	41	35	7	.346	.369	25	
2009	Stockton (A)	.267	95	345	60	92	15	0	1	20	8	0	9	51	59	24	.319	.375	27	

MYRIO DOMINICK RICHARD

OF

Born: Lake Charles, Louisiana, August 27, 1988; **Home:** Lake Charles, Louisiana

Bats: Right; **Throws:** Right; **Height:** 6-3; **Weight:** 190

Obtained: Selected in the 9th round of the 2009 First-Year Player Draft

Is brothers with Michael Jamar Richard...graduated from Barbe HS...attended Prairie View A&M University...named 2008 Southwestern Athletic Conference Baseball All-Conference Player of the Year...signed by Armann Brown.

Year	Club	AVG.	G	AB	R	H	2B	3B	HR	RBI	SH	SF	HP	BB	SO	SB	CS	SLG	OBP	E
2009	Vancouver (A)	.255	53	192	26	49	4	2	1	22	2	5	4	26	41	4	2	.313	.348	1
	AZL A's (R)	.308	4	13	1	4	2	0	0	0	0	0	0	1	3	2	0	.462	.357	0

JAMES MARK RICHMOND

RHP

Goes by "Jamie"

Born: Toronto, Ontario, Canada, March 23 1986; **Home:** Mississauga, Ontario, Canada

Bats: Right; **Throws:** Right; **Height:** 6-3; **Weight:** 206

Obtained: Acquired from the Atlanta Braves with pitcher Joey Devine for outfielder Mark Kotsay, January 14, 2008

Graduated from Cawthraw Secondary School (Canada)...attended Texarkana College (TX)...originally selected by Atlanta in the 34th round of the 2004 First-Year Player Draft...signed by Atlanta on May 31, 2005 by Lonnie Goldberg...ranked seventh among South Atlantic League leaders in ERA in 2007...named to Midwest League midseason All-Star team in 2008...led the Midwest League in innings pitched in 2008...named to 2009 Midwest League Mid-season All-Star team.

Year	Club	W	L	ERA	G	GS	CG	SHO	SV	IP	H	R	ER	HR	HB	BB	IBB	SO	WP	BK
2005	GCL Braves (R)	2	0	3.09	8	0	0	0	0	11.2	7	4	4	0	0	2	0	12	0	0
2006	Danville (R)	7	1	1.21	14	12	0	0	0	67.0	51	11	9	0	0	4	0	52	3	0
2007	Rome (A)	7	6	3.05	25	24	0	0	0	138.2	141	71	47	9	8	25	0	98	8	2
2008	Kane County (A)	7	11	4.79	28	28	1	0	0	163.1	175	99	87	16	11	27	1	98	10	0
2009	Stockton (A)	2	0	5.40	14	0	0	0	1	26.2	31	18	16	7	0	3	0	27	2	0
	Kane County (A)	4	3	2.70	26	0	0	0	4	50.0	48	17	15	3	1	5	1	40	4	0

ROBIN ANDRES ROSARIO (MATOS)

OF

Born: Santo Domingo, Dominican Republic, November 28, 1990; **Home:** Santo Domingo, Dominican Republic

Bats: Right; **Throws:** Right; **Height:** 6-2; **Weight:** 170

Obtained: Signed as a non-drafted free agent, February 8, 2008

Signed by Juan Carlos De La Cruz.

Year	Club	AVG.	G	AB	R	H	2B	3B	HR	RBI	SH	SF	HP	BB	SO	SB	CS	SLG	OBP	E
2008	DSL A's-2 (R)	.281	42	128	17	36	5	6	0	10	2	0	2	11	25	4	5	.414	.348	3
2009	AZL A's (R)	.163	29	98	15	16	4	2	2	8	0	1	0	10	37	1	0	.306	.239	6

Organizational Players, continued

TYSON WILLIAM ROSS

RHP

See biography in 2010 Non-Roster Players section.

RODNEY RUTHERFORD

IF

Born: Columbus, Georgia, June 7, 1985; **Home:** Columbus, Georgia

Bats: Right; **Throws:** Right; **Height:** 5-10; **Weight:** 215

Obtained: Selected in the 20th round of the 2005 First-Year Player Draft

Graduated from Shaw HS...attended Columbus State University...signed by Armann Brown.

Year	Club	AVG.	G	AB	R	H	2B	3B	HR	RBI	SH	SF	HP	BB	SO	SB	CS	SLG	OBP	E
2008	Vancouver (A)	.210	40	124	15	26	6	2	0	15	4	1	5	16	39	0	0	.290	.322	16
2009	Vancouver (A)	.209	23	67	4	14	5	0	0	5	1	1	1	7	20	2	0	.284	.289	3

JOSE GREGORIO SANCHEZ (ORELLANA)

RHP

Born: Acarigua, Venezuela, October 24, 1989; **Home:** Acarigua, Venezuela

Bats: Right; **Throws:** Right; **Height:** 6-2; **Weight:** 170

Obtained: Signed as a non-drafted free agent, July 2, 2006

Signed by Julio Franco and Ruben Barradas.

Year	Club	W	L	ERA	G	GS	CG	SHO	SV	IP	H	R	ER	HR	HB	BB	IBB	SO	WP	BK
2007	DSL A's-2 (R)	0	1	12.15	8	0	0	0	0	6.2	12	13	9	0	5	9	0	9	2	1
	DSL A's-1 (R)	0	0	12.46	3	1	0	0	0	4.1	5	7	6	1	1	5	1	2	0	0
2008	DSL A's-2 (R)	4	3	3.30	12	10	0	0	1	43.2	34	23	16	0	11	24	1	43	13	2
2009	AZL A's (R)	2	0	3.41	15	0	0	0	0	29.0	27	11	11	1	8	17	0	24	6	1

DANIEL P. SATTLER

RHP

Born: Lafayette, Indiana, November 11, 1983; **Home:** West Lafayette, Indiana

Bats: Right; **Throws:** Right; **Height:** 6-3; **Weight:** 190

Obtained: Signed as a free agent from the Kansas City T-Bones of the Northwest Independent League, August 25, 2009

Graduated from Harrison HS...attended Purdue University...drafted by the Texas Rangers as their 44th round pick in the 2006 First-Year Player Draft...originally signed by Derrick Lee.

Year	Club	W	L	ERA	G	GS	CG	SHO	SV	IP	H	R	ER	HR	HB	BB	IBB	SO	WP	BK
2007	Spokane (A)	1	2	4.35	22	0	0	0	0	39.1	33	21	19	2	4	11	0	48	3	0
2008	Clinton (A)	0	0	0.90	13	0	0	0	3	20.0	14	6	2	0	2	10	0	22	2	0
	Bakersfield (A)	1	4	3.91	26	0	0	0	0	46.0	47	25	20	5	1	18	1	45	4	0
2009	Stockton (A)	1	1	9.00	4	0	0	0	0	4.0	6	5	4	1	0	5	0	6	0	0

PATRICK BOWEN SCHULTZ

RHP

Goes by "Bo"

Born: Dallas, Texas, September 25, 1985; **Home:** Dallas, Texas

Bats: Right; **Throws:** Right; **Height:** 6-3; **Weight:** 215

Obtained: Signed as a non-drafted free agent, June 22, 2008

Graduated from Highland Park HS...graduated from Northwestern University...named the 2009 Northwest League player of the week from Aug. 31-Sept. 8, 2009.

Year	Club	W	L	ERA	G	GS	CG	SHO	SV	IP	H	R	ER	HR	HB	BB	IBB	SO	WP	BK
2008	AZL A's (R)	4	3	5.24	14	7	0	0	0	44.2	43	33	26	0	1	25	0	30	5	1
2009	Vancouver (A)	2	3	2.66	26	0	0	0	0	44.0	29	19	13	0	4	19	2	48	5	0

JOSUE SENA SELENES

RHP

Born: Neiba, Dominican Republic, October 8, 1985; **Home:** Barahona, Dominican Republic

Bats: Right; **Throws:** Right; **Height:** 6-1; **Weight:** 180

Obtained: Selected in the Triple-A portion of the Rule 5 draft, December 11, 2008

Originally signed by New York Yankees as a non-drafted free agent, March 17, 2004.

Year	Club	W	L	ERA	G	GS	CG	SHO	SV	IP	H	R	ER	HR	HB	BB	IBB	SO	WP	BK
2004	DSL Yankees-2 (R)	0	2	2.25	11	8	0	0	0	40.0	40	24	10	1	4	25	0	30	4	1
2005	GCL Yankees (R)	3	2	5.19	12	3	0	0	1	26.0	26	16	15	1	0	10	0	22	2	0
2006	GCL Yankees (R)	1	1	3.68	9	1	0	0	1	14.2	15	7	6	1	0	2	0	16	1	0
2007	DSL Yankees-1 (R)	2	0	2.65	10	4	0	0	0	34.0	22	14	10	1	4	7	0	28	2	0
	GCL Yankees	0	0	0.00	7	0	0	0	2	9.2	5	0	0	0	0	3	0	11	0	0
	Staten Island (A)	0	0	4.50	2	0	0	0	0	2.0	3	1	1	0	0	0	0	2	0	0
2008	Tampa (A)	1	1	2.84	4	0	0	0	1	6.1	5	2	2	0	0	3	1	5	1	0
	Staten Island (A)	5	1	2.48	20	0	0	0	2	29.0	22	8	8	0	1	11	2	28	1	0
2009	Kane County (A)	6	1	3.34	33	0	0	0	1	56.2	51	26	21	2	1	23	0	48	8	2

LANCE WILLIAM SEWELL

LHP

Born: San Antonio, Texas, June 17, 1986; **Home:** Gilbert, Arizona
Bats: Left; **Throws:** Left; **Height:** 6-3; **Weight:** 210
Obtained: Selected in the 7th round of the 2007 First-Year Player Draft

Graduated from Highland HS (TX)...attended San Diego State University...signed by Craig Weissman.

Year	Club	W	L	ERA	G	GS	CG	SHO	SV	IP	H	R	ER	HR	HB	BB	IBB	SO	WP	BK
2007	Vancouver (A)	0	1	4.05	5	0	0	0	0	6.2	5	3	3	1	1	5	0	10	0	0
2008	Kane County (A)	5	5	2.88	26	6	0	0	2	78.0	61	33	25	7	4	28	1	78	9	0
2009	Stockton (A)	1	1	4.36	32	0	0	0	0	43.1	40	21	21	8	4	27	0	8	56	0

STEVEN ANTHONY SHARPE II

RHP

Born: Kansas City, Missouri, July 20, 1981; **Home:** Kansas City, Missouri
Bats: Right; **Throws:** Right; **Height:** 6-1; **Weight:** 197
Obtained: Selected in the 11th round of the 2004 First-Year Player Draft

Graduated from St. Thomas Aquinas HS (KS) in 1999...attended University of Iowa before transferring to Central Missouri State University...named 2004 MIAA Pitcher of the Year...signed by Jim Pransky...named to the Northwest League All-Star team in 2004, Midwest League All-Star team in 2006 and Texas League South Division All-Star team in 2007...ranked third in wins among all 2009 A's minor leaguers...played for Caribes de Anzoategui of the Venezuelan Winter League following the 2009 season.

Year	Club	W	L	ERA	G	GS	CG	SHO	SV	IP	H	R	ER	HR	HB	BB	IBB	SO	WP	BK
2004	Vancouver (A)	6	3	4.48	16	14	0	0	0	72.1	59	40	36	3	4	30	0	53	9	1
2005	Kane County (A)	3	4	5.85	18	10	0	0	0	60.0	68	50	39	5	10	39	0	33	25	0
	AZL A's (R)	4	0	2.66	9	4	0	0	0	44.0	31	18	13	1	5	16	0	40	10	1
	Stockton (A)	1	0	5.40	3	1	0	0	0	6.7	4	4	4	0	2	6	0	9	3	0
2006	Kane County (A)	1	1	2.64	25	0	0	0	12	30.2	13	10	9	1	1	10	1	36	4	0
	Stockton (A)	0	1	2.00	21	0	0	0	7	27.0	30	7	6	0	0	6	2	26	2	0
2007	Midland (AA)	3	1	2.89	26	0	0	0	9	28.0	28	10	9	3	0	6	0	14	1	0
2008	AZL A's (R)	0	1	10.12	1	1	0	0	0	2.2	4	3	3	0	2	0	0	3	1	0
	Midland (AA)	1	0	7.84	19	2	0	0	1	31.0	43	28	27	2	4	15	0	15	0	0
2009	Sacramento (AAA)	3	0	6.00	11	1	0	0	0	18.0	19	12	12	3	1	10	0	10	1	0
	Midland (AA)	8	1	4.50	25	0	0	1	36.0	33	18	18	0	2	15	2	25	6	0	
	Stockton (A)	1	0	0.53	10	0	0	0	0	17.0	8	2	1	1	0	5	2	20	4	0

ANTHIONE DESHAWN SHAW

OF

Born: Chicago, Illinois, August 22, 1987; **Home:** Chicago, Illinois
Bats: Right; **Throws:** Right; **Height:** 6-1; **Weight:** 187
Obtained: Selected in the 45th round of the 2009 First-Year Player Draft

Graduated from Harlan HS...attended Arizona Western College...attended St. Augustine's College... named 2009 CIAA baseball player of the year...signed by Neil Avent.

Year	Club	AVG.	G	AB	R	H	2B	3B	HR	RBI	SH	SF	HP	BB	SO	SB	CS	SLG	OBP	E
2009	AZL A's (R)	.199	43	141	16	28	6	2	0	6	3	0	3	13	45	4	2	.270	.280	3

DONALD JAMES SIMMONS

RHP

Goies by "James"
Born: Yorba Linda, California, September 29, 1986; **Home:** Seabrook, Texas
Bats: Right; **Throws:** Right; **Height:** 6-3; **Weight:** 219
Obtained: Selected in the 1st round (26th selection overall) of the 2007 First-Year Player Draft

Graduated from Norco (CA) High School in 2004...earned all-league honors as a junior and senior...attended UC Riverside and earned Big West Pitcher of the Year honors as a junior after going 11-3 with a conference leading 2.40 ERA...signed by A's scout Craig Weissman...pitched for the Arizona Fall League Champion Phoenix Desert Dogs following the 2007 season...was named Texas League Pitcher of the Week, April 28-May 4, 2008...was named to the 2008 TL midseason All-Star team.

Organizational Players, continued

Year	Club	W	L	ERA	G	GS	CG	SHO	SV	IP	H	R	ER	HR	HB	BB	IBB	SO	WP	BK
2007	Midland (A)	0	0	3.94	13	2	0	0	0	29.2	36	16	13	2	1	8	1	23	0	0
2008	Midland (A)	9	6	3.51	25	25	0	0	0	136.0	150	58	53	11	3	32	0	120	3	0
2009	Sacramento (AAA)	7	7	5.72	23	22	1	0	0	119.2	139	81	76	8	4	47	3	81	7	0

KENNETH JAMES SMALLEY

RHP

Goes by "Kenny"

Born: Geneva, Illinois, June 25, 1987; **Home:** Mt. Morris, Illinois

Bats: Right; **Throws:** Right; **Height:** 6-2; **Weight:** 226

Obtained: Selected in the 24th round of the 2008 First-Year Player Draft

Graduated from St. Charles HS (IL)...attended Delta State University...signed by Kelcey Mucker...named to 2009 Midwest League mid-season and post-season All-Star teams...finished second in the ML in ERA and seventh in strikeouts, however issued the seventh most walks in the league...led A's farmhands in ERA and ranked fifth in strikeouts, tied for seventh in wins and ranked ninth in innings pitched in 2009.

Year	Club	W	L	ERA	G	GS	CG	SHO	SV	IP	H	R	ER	HR	HB	BB	IBB	SO	WP	BK
2008	Vancouver (A)	5	1	3.07	20	0	0	1	29.1	19	11	10	2	1	12	0	34	3	0	
2009	Kane County (A)	9	8	2.73	29	21	0	0	0	131.2	109	49	40	6	9	60	1	119	9	0

MURPHY ALEXANDER SMITH

RHP

Born: Clifton Park, New York, August 25, 1987; **Home:** Clifton Park, New York

Bats: Right; **Throws:** Right; **Height:** 6-3; **Weight:** 210

Obtained: Selected in the 13th round of the 2009 First-Year Player Draft

Graduated from Shenendehowa HS...attended Binghamton University...was the America East Conference Pitcher of the Year in 2009 at Binghamton after leading the league in wins (7), strikeouts (84) and ERA (3.12)...signed by Marc Sauer.

Year	Club	W	L	ERA	G	GS	CG	SHO	SV	IP	H	R	ER	HR	HB	BB	IBB	SO	WP	BK
2009	Kane County (A)	2	2	4.75	9	9	0	0	0	36.0	40	19	19	2	1	17	0	31	1	0
	Vancouver (A)	0	0	0.00	1	1	0	0	0	4.0	2	1	0	0	0	1	0	5	0	1
	AZL A's (R)	0	1	6.00	3	2	0	0	0	6.0	6	4	4	1	1	0	0	4	0	0

PAUL JOSEPH SMYTH

RHP

Born: Templeton, California, April 1, 1987; **Home:** Atascadero, California

Bats: Right; **Throws:** Right; **Height:** 6-0; **Weight:** 200

Obtained: Selected in the 35th round of the 2009 First-Year Player Draft

Graduated from Atascadero HS...attended University of Kansas...selected All-Big 12 Honorable Mention as well as Academic All-Big 12 in 2007 and 2008...signed by Yancy Ayres...ranked 6th in saves among 2009 A's minor leaguers.

Year	Club	W	L	ERA	G	GS	CG	SHO	SV	IP	H	R	ER	HR	HB	BB	IBB	SO	WP	BK
2009	Kane County (A)	1	0	0.00	5	0	0	0	2	7.0	2	0	0	0	0	0	0	7	0	0
	Vancouver (A)	1	0	0.00	20	0	0	0	9	29.1	12	0	0	0	1	4	1	37	0	0

ERIC SIDNEY SOGARD

IF

See biography in 2010 Non-Roster Players section.

WILFRIDO DANIEL SOSA

IF

Born: San Pedro De Macoris, Dominican Republic, October 24, 1988; **Home:** San Pedro De Macoris, Dominican Republic

Bats: Right; **Throws:** Right; **Height:** 6-2; **Weight:** 170

Obtained: Signed as a non-drafted free agent, November 21, 2006

Signed by Amaury Reyes.

Year	Club	AVG.	G	AB	R	H	2B	3B	HR	RBI	SH	SF	HP	BB	SO	SB	CS	SLG	OBP	E
2007	DSL A's-2 (R)	.264	56	182	24	48	10	0	1	18	1	1	6	27	41	10	11	.335	.375	23
2008	DSL A's-1 (R)	.129	19	62	13	8	6	0	0	5	0	1	3	10	15	2	1	.226	.276	8
	AZL A's (R)	.200	31	95	8	19	6	2	0	13	3	2	4	8	33	3	0	.305	.284	10
2009	Vancouver(A)	.213	41	141	23	30	10	0	2	19	5	2	4	12	49	3	1	.326	.289	13

RAMON LEONEL SOTO

C

Born: Monte Plato, Dominican Republic, November 3, 1987; **Home:** Monte Plato, Dominican Republic

Bats: Right; **Throws:** Right; **Height:** 6-2; **Weight:** 170

Obtained: Signed as a non-drafted free agent, July 15, 2004

Year	Club	AVG.	G	AB	R	H	2B	3B	HR	RBI	SH	SF	HP	BB	SO	SB	CS	SLG	OBP	E
2005	DSL A's-2 (R)	.158	17	38	5	6	1	0	0	2	0	0	1	5	12	1	3	.184	.273	-
2006	DSL A's-2 (R)	.189	44	127	12	24	5	2	0	16	1	1	6	16	21	2	1	.260	.307	9
2007	DSL A's-1 (R)	.309	37	97	16	30	6	0	3	18	2	1	3	11	18	1	1	.464	.393	2
2008	DSL A's-1 (R)	.286	4	7	1	2	0	0	0	1	0	0	0	1	0	0	0	.286	.375	0
	AZL A's (R)	.098	17	51	4	5	1	0	1	4	1	0	0	4	22	0	0	.176	.164	3
2009	AZL A's (R)	.246	21	69	8	17	4	3	0	5	0	1	0	7	15	1	0	.391	.312	4

MICHAEL DENNIS SPINA**IF****Born:** Newberry, Florida, December 17, 1986; **Home:** Newberry, Florida**Bats:** Right; **Throws:** Right; **Height:** 6-0; **Weight:** 215**Obtained:** Selected in the 11th round of the 2009 First-Year Player Draft

Graduated from Newberry HS...attended Florida CC...attended University of Cincinnati...signed by Rich Sparks.

Year	Club	AVG.	G	AB	R	H	2B	3B	HR	RBI	SH	SF	HP	BB	SO	SB	CS	SLG	OBP	E
2009	Kane County (A)	.255	52	184	21	47	10	0	7	28	0	5	5	25	48	1	0	.424	.352	10
	AZL A's (R)	.500	2	6	1	3	1	0	0	0	0	0	0	0	0	0	0	.667	.500	2

MAX ROBERT STASSI**C**

See biography in 2010 Non-Roster Players section.

MICKEY CHARLES STOREY**RHP****Born:** Ft. Lauderdale, Florida, March 16, 1986; **Home:** Pompano Beach, Florida**Bats:** Right; **Throws:** Right; **Height:** 6-2; **Weight:** 183**Obtained:** Selected in the 31st round of the 2008 First-Year Player Draft

Graduated from Deerfield Beach HS (FL)...attended Florida Atlantic University...signed by Trevor Schaffer...led A's farmhands with 18 saves in 2009... played for Phoenix in the Arizona Fall League following the 2009 season.

Year	Club	W	L	ERA	G	GS	CG	SHO	SV	IP	H	R	ER	HR	HB	BB	IBB	SO	WP	BK
2008	AZL A's (R)	2	2	3.27	14	0	0	0	1	22.0	17	8	8	2	1	6	0	23	1	0
2009	Sacramento (AAA)	0	0	0.00	2	0	0	0	0	3.0	0	0	0	0	0	0	0	4	0	0
	Midland (AA)	1	0	0.00	4	0	0	0	0	7.2	3	0	0	0	1	1	0	9	0	0
	Stockton (A)	1	1	2.28	22	0	0	0	9	23.2	19	10	6	2	1	6	0	35	1	0
	Kane County (A)	0	0	0.52	13	0	0	0	9	17.1	5	1	1	0	2	1	0	23	0	0

DANIEL STEVEN STRAILY**RHP****Born:** Springfield, Oregon, December 1, 1988; **Home:** Springfield, Oregon**Bats:** Right; **Throws:** Right; **Height:** 6-2; **Weight:** 220**Obtained:** Selected in the 24th round of the 2009 First-Year Player Draft

Graduated from Springfield HS, where he was named to the second-team All-Mid-Western League...attended Western Oregon University...attended Marshall University...signed by Matt Ranson...earned Northwest League pitcher of the week honors, from August 24-31, 2009.

Year	Club	W	L	ERA	G	GS	CG	SHO	SV	IP	H	R	ER	HR	HB	BB	IBB	SO	WP	BK
2009	Vancouver (A)	5	3	4.12	16	11	0	0	0	59.0	66	27	27	5	5	18	0	66	2	0

JUSTON JAMESON STREET**RHP****Born:** Austin, Texas, August 27, 1985; **Home:** Austin, Texas**Bats:** Right; **Throws:** Right; **Height:** 6-2; **Weight:** 200**Obtained:** Signed as a non-drafted free agent, June 14, 2008

Graduated from Westlake HS (TX)...attended University of Texas...signed by Blake Davis.

Year	Club	W	L	ERA	G	GS	CG	SHO	SV	IP	H	R	ER	HR	HB	BB	IBB	SO	WP	BK
2008	AZL A's (R)	0	1	3.32	16	0	0	0	0	19.0	25	16	7	1	2	5	1	19	5	0
2009	Vancouver (A)	0	1	5.57	21	0	0	0	0	32.1	39	27	20	3	1	17	2	30	6	0

MATTHEW ROBERT SULENTIC**OF****Born:** Voorhees, New Jersey, October 6, 1987; **Home:** Dallas, Texas**Bats:** Left; **Throws:** Right; **Height:** 5-10; **Weight:** 185**Obtained:** Selected in the 3rd round of the 2006 First-Year Player Draft

Organizational Players, continued

Graduated from Hillcrest HS (TX)...signed by Blake Davis...ranked among California League leaders in batting average (8th) in 2008.

Year	Club	AVG.	G	AB	R	H	2B	3B	HR	RBI	SH	SF	HP	BB	SO	SB	CS	SLG	OBP	E
2006	Vancouver (A)	.354	38	144	24	51	10	1	2	22	3	1	0	14	30	3	4	.479	.409	4
	Kane County (A)	.235	30	98	12	23	4	1	1	13	0	1	2	12	19	1	2	.327	.327	2
2007	Kane County (A)	.175	56	206	14	36	6	0	1	16	0	0	3	13	37	2	0	.218	.234	3
	Vancouver (A)	.261	71	276	41	72	19	2	4	40	1	2	3	42	79	2	5	.388	.362	2
2008	Stockton (A)	.309	95	343	52	106	24	4	9	55	3	2	3	30	91	7	2	.481	.368	3
2009	Midland (AA)	.288	113	413	60	119	21	5	7	52	1	6	4	35	103	21	9	.414	.345	6

MICHAEL D. TAYLOR

OF

See biography in 2010 Non-Roster Players section.

DANIEL ANTHONY TENHOLDER

RHP

Born: Clarksville, Tennessee, July 6, 1988; **Home:** Clarksville, Tennessee

Bats: Right; **Throws:** Right; **Height:** 6-2; **Weight:** 190

Obtained: Selected in the 19th round of the 2009 First-Year Player Draft

Graduated from Rossview HS...attended Austin Peay State University...named All-Ohio Valley Conference second team selection and led the conference with nine saves in 2009...signed by Matt Ranson.

Year	Club	W	L	ERA	G	GS	CG	SHO	SV	IP	H	R	ER	HR	HB	BB	IBB	SO	WP	BK
2009	AZL A's (R)	0	2	5.26	19	0	0	0	1	25.2	31	17	15	1	4	10	1	26	0	0

CURTIS BARNARD THIGPEN

C

Born: Dallas, Texas, April 19, 1983; **Home:** Austin, Texas

Bats: Right; **Throws:** Right; **Height:** 5-11; **Weight:** 198

Obtained: Acquired from Toronto in exchange for cash considerations, March 27, 2009

Graduated from Forney HS (Forney, TX)...attended University of Texas, winning 2003 College World Series and named to the All-Tournament Team...was selected by the Toronto Blue Jays in the second round of the 2004 First-Year Player Draft...earned NY-Penn League player of the week on August 16, 2004...selected to the Midwest League All-Star Team in 2005...named to the Eastern League All-Star team and the League's post-season All-Star team in 2006...made his Major League debut on June 6, 2007 vs. Tampa Bay.

Year	Club	AVG.	G	AB	R	H	2B	3B	HR	RBI	SH	SF	HP	BB	SO	SB	CS	SLG	OBP	E
2004	Auburn (A)	.301	45	166	34	50	11	2	7	29	1	3	3	23	32	1	1	.518	.390	-
2005	Lansing (A)	.287	79	293	41	84	18	2	5	35	2	2	1	54	34	5	0	.413	.397	7
	New Hampshire (AA)	.284	39	141	18	40	8	0	4	15	4	0	3	9	19	0	0	.426	.340	2
2006	New Hampshire (AA)	.259	87	309	49	80	25	5	5	36	5	3	4	52	61	5	1	.421	.370	7
	Syracuse (AAA)	.264	13	53	3	14	3	0	1	9	0	0	1	2	9	0	1	.377	.304	1
2007	Syracuse (AAA)	.285	50	179	20	51	10	0	3	20	1	3	2	17	23	1	0	.391	.348	6
	TORONTO	.238	47	101	13	24	5	0	0	11	1	0	0	8	17	2	0	.287	.294	1
2008	Syracuse (AAA)	.222	96	361	28	80	23	0	3	41	5	5	3	21	58	2	1	.310	.267	6
	TORONTO	.176	10	17	2	3	0	0	1	1	2	0	1	1	8	0	0	.353	.263	0
2009																				

(Injured - Did Not Play)

DANIEL KYLE THOMAS

RHP

Born: Tampa, Florida, February 10, 1986; **Home:** Lakeland, Florida

Bats: Right; **Throws:** Right; **Height:** 6-2; **Weight:** 203

Obtained: Selected in the 13th round of the 2008 First-Year Player Draft

Attended University of South Florida...signed by Trevor Schaffer.

Year	Club	W	L	ERA	G	GS	CG	SHO	SV	IP	H	R	ER	HR	HB	BB	IBB	SO	WP	BK
2008	Vancouver (A)	2	1	2.41	13	0	0	0	0	18.2	11	5	5	0	1	9	0	20	0	0
2009	Stockton (A)	0	1	13.50	5	0	0	0	1	3.1	7	7	5	2	0	3	0	6	0	0
	Kane County (A)	0	1	5.23	15	0	0	0	4	20.2	22	12	12	0	1	12	3	23	0	0
	AZL A's (R)	0	0	4.50	2	1	0	0	0	2.0	1	1	1	0	0	1	0	2	0	0

DAVID LEE THOMAS

OF

Born: Winston-Salem, North Carolina, July 29, 1986; **Home:** Winston-Salem, North Carolina

Bats: Switch; **Throws:** Right; **Height:** 5-11; **Weight:** 189

Obtained: Selected in the 14th round of the 2008 First-Year Player Draft

Graduated from Ledford HS (NC)...attended Catawba College...signed by Neil Avent...ranked among Northwest League leaders in doubles (T6th) in 2008.

Year	Club	AVG.	G	AB	R	H	2B	3B	HR	RBI	SH	SF	HP	BB	SO	SB	CS	SLG	OBP	E
2008	AZL A's (R)	.462	5	13	3	6	2	0	0	3	1	0	0	2	1	1	0	.615	.533	1
	Vancouver (A)	.290	57	207	30	60	18	2	2	32	5	6	8	29	43	7	4	.425	.388	2
2009	Stockton (A)	.218	46	165	22	36	6	2	2	19	6	2	6	16	42	3	1	.315	.307	1
	Kane County (A)	.273	36	139	26	38	5	1	4	13	1	1	2	13	21	7	4	.410	.342	1

ALEXANDER VALDEZ (JAVIER)

IF

Goes by "Alex"

Born: Santo Domingo, Dominican Republic, September 2, 1984; **Home:** Santo Domingo, Dominican Republic

Bats: Right; **Throws:** Right; **Height:** 6-0; **Weight:** 197

Obtained: Signed as a non-drafted free agent, February 11, 2003

Signed by Juan Carlos De La Cruz...ranked second in triples and 10th in RBI among all A's farmhands in 2009... played for Leones del Escogido of the Dominican Winter League following the 2009 season.

Year	Club	AVG.	G	AB	R	H	2B	3B	HR	RBI	SH	SF	HP	BB	SO	SB	CS	SLG	OBP	E
2003	DSL A's-2 (R)	.240	35	96	17	23	4	0	0	7	0	0	3	15	19	4	3	.281	.360	-
2004	AZL A's (R)	.272	31	103	14	28	1	2	0	14	2	2	1	11	14	5	3	.320	.342	10
2005	AZL A's (R)	.222	51	189	24	42	5	5	4	39	5	3	4	21	44	8	4	.365	.309	15
2006	Vancouver (A)	.273	67	249	30	68	16	4	3	31	4	4	4	15	63	3	2	.406	.320	13
2007	Kane County (A)	.264	111	397	55	105	24	6	10	60	2	4	1	34	84	6	4	.431	.321	24
2008	Stockton (A)	.169	21	71	5	12	1	0	0	5	0	3	1	2	17	1	2	.183	.195	6
2009	Midland (AA)	.280	77	275	43	77	15	5	5	46	1	3	1	33	42	4	3	.425	.356	14
	Stockton (A)	.258	33	124	16	32	6	2	2	19	2	1	0	4	30	2	1	.387	.279	12

WILLIAM LEE VAUGHAN

RHP

Goes by "Beau"

Born: Phoenix, Arizona, June 4, 1981; **Home:** Glendale, Arizona

Bats: Switch; **Throws:** Right; **Height:** 6-4; **Weight:** 230

Obtained: Selected in the Triple-A phase of the 2009 Rule 5 Draft

Graduated from Mountain Ridge HS (Glendale, AZ)...attended Arizona State University...selected by the Boston Red Sox in the fifth round of the 2003 First-Year Player Draft...originally signed by Dan Madsen...played for Scottsdale in the Arizona Fall League in 2008.

Year	Club	W	L	ERA	G	GS	CG	SHO	SV	IP	H	R	ER	HR	HB	BB	IBB	SO	WP	BK
2003	Lowell (A)	1	0	2.32	11	6	0	0	0	31.0	27	8	8	1	0	15	0	30	1	0
2004	Portland (A)	0	0	12.27	1	1	0	0	0	3.2	5	5	5	2	0	5	0	4	0	0
	Augusta (A)	7	3	3.30	14	13	0	0	0	71.0	58	30	26	8	6	27	0	73	3	0
2005	Greenville (A)	2	5	5.81	11	10	1	0	1	52.2	72	41	34	4	1	22	0	39	2	0
2006	Wilmington (A)	3	5	3.72	43	0	0	0	5	65.1	71	30	27	2	4	20	0	60	2	1
2007	Portland (AA)	1	3	3.34	42	0	0	0	9	59.1	52	25	22	2	3	31	3	64	6	0
2008	Portland (AA)	2	1	2.12	39	0	0	0	18	46.2	34	15	11	1	2	18	2	55	0	0
	Pawtucket (AAA)	1	1	3.18	7	0	0	0	1	11.1	14	6	4	2	0	6	2	14	0	0
2009	Oklahoma City (AAA)	4	2	4.62	28	0	0	0	0	39.0	42	22	20	2	1	19	1	37	1	0
	Frisco (AA)	3	0	2.35	18	0	0	0	10	23.0	16	6	6	1	1	3	0	20	1	0

PEDRO VIDAL (AMADOR)

RHP

Born: San Juan De La Maguana, Dominican Republic, July 31, 1987; **Home:** San Juan De La Maguana, Dominican Republic

Bats: Right; **Throws:** Right; **Height:** 6-3; **Weight:** 194

Obtained: Signed as a non-drafted free agent, June 7, 2006

Signed by Juan Carlos De La Cruz.

Year	Club	W	L	ERA	G	GS	CG	SHO	SV	IP	H	R	ER	HR	HB	BB	IBB	SO	WP	BK
2006	DSL A's-1 (R)	0	0	4.91	4	0	0	0	0	11.0	9	6	6	0	0	2	0	4	0	0
	DSL A's-2 (R)	2	2	2.36	6	6	2	0	0	34.1	33	10	9	0	1	4	0	22	2	0
2007	DSL A's-2 (R)	1	5	2.43	9	9	0	0	0	40.2	37	20	11	1	1	7	1	31	2	1
	DSL A's-1 (R)	0	0	2.60	7	4	0	0	0	34.2	31	12	10	1	0	12	0	15	2	0
2008	DSL A's-2 (R)	0	1	1.80	3	2	0	0	0	15.0	8	4	3	1	1	4	0	11	1	0
	AZL A's (R)	1	0	2.95	14	5	0	0	0	39.2	30	21	13	5	2	10	0	32	3	0
2009	Vancouver (A)	0	1	10.24	6	0	0	0	0	9.2	13	11	11	2	0	4	1	8	0	0
	AZL A's (R)	0	1	3.71	13	0	0	0	3	17.0	22	11	7	1	2	3	0	23	3	1

Organizational Players, continued

CHRISTIAN DURCK VITTERS

IF

Born: Anaheim, California, June 26, 1985; **Home:** Anaheim, California

Bats: Left; **Throws:** Right; **Height:** 6-2; **Weight:** 198

Obtained: Selected in the 10th round of the 2006 First-Year Player Draft

Graduated from Cypress HS (CA)...attended Fresno State...signed by Rick Magnante.

Year	Club	AVG.	G	AB	R	H	2B	3B	HR	RBI	SH	SF	HP	BB	SO	SB	CS	SLG	OBP	E
2006	Vancouver (A)	.244	12	45	3	11	4	1	0	7	0	1	0	4	9	1	0	.378	.300	4
2007	Kane County (A)	.227	86	286	34	65	14	1	5	29	1	1	2	30	81	3	1	.336	.304	19
2008	Kane County (A)	.257	33	113	16	29	4	0	2	15	1	5	2	13	28	2	1	.345	.331	7
2009	Kane County (A)	.216	82	305	33	66	12	5	8	39	6	3	3	25	80	4	2	.367	.280	17

NICHOLS ADAM WALTERS

LHP

Goes by "Nick"

Born: Phoenix, Arizona, September 30, 1985; **Home:** Glendale, Arizona

Bats: Left; **Throws:** Left; **Height:** 6-2; **Weight:** 185

Obtained: Signed as a free agent to a minor league contract, June 12, 2007

Graduated from Mountain Ridge HS (AZ) in 2004...attended Dixie State College...originally drafted by the White Sox in the 31st round of the 2004 First-Year Player Draft...signed by John Kazanas.

Year	Club	W	L	ERA	G	GS	CG	SHO	SV	IP	H	R	ER	HR	HB	BB	IBB	SO	WP	BK
2005	Bristol (R)	2	5	3.44	20	0	0	0	1	34.0	34	23	13	6	1	8	0	26	1	1
2006	Great Falls (R)	1	1	4.55	28	0	0	0	1	27.2	29	16	14	1	3	16	0	29	2	0
2007	Vancouver (A)	1	0	3.18	4	0	0	0	0	5.2	8	3	2	0	2	0	4	0	0	
	Kane County (A)	3	1	1.78	13	0	0	0	1	25.1	25	12	5	2	2	4	0	23	2	0
	Stockton (A)	0	0	3.00	2	0	0	0	0	3.0	1	1	1	0	0	2	0	1	0	1
2008	Kane County (A)	1	4	3.81	41	0	0	0	5	52.0	47	27	22	4	3	36	2	55	8	0
2009	Stockton (A)	1	2	4.56	54	0	0	0	1	53.1	45	30	27	2	6	40	2	56	10	0

KENT WAYNE WALTON

OF

Born: Redlands, California, December 11, 1986; **Home:** Mesa, Arizona

Bats: Right; **Throws:** Right; **Height:** 6-0; **Weight:** 195

Obtained: Selected in the 23rd round of the 2009 First-Year Player Draft

Graduated from Yucaipa HS (Yucaipa, AZ)...attended Brigham Young University...signed Jeremy Scheid...finished among Northwest League leaders in doubles (T-3rd), hits (T-7th) and total bases (T-10th).

Year	Club	AVG.	G	AB	R	H	2B	3B	HR	RBI	SH	SF	HP	BB	SO	SB	CS	SLG	OBP	E
2009	Vancouver (A)	.296	67	270	28	80	20	1	2	36	1	3	2	19	45	5	2	.400	.344	0

BILLY W. WEBB

RHP

Goes by "Trey"

Born: Dallas, Texas, February 11, 1982; **Home:** Mansfield, Texas

Bats: Right; **Throws:** Right; **Height:** 6-1; **Weight:** 170

Obtained: Selected in the Triple-A phase of the 2009 Rule 5 Draft

Graduated from Mansfield HS...attended Baylor University...originally drafted by Washington in the fifth round of the 2003 First-Year Player Draft...was converted from infielder to pitcher in 2008.

Year	Club	AVG.	G	AB	R	H	2B	3B	HR	RBI	SH	SF	HP	BB	SO	SB	CS	SLG	OBP	E
2003	Vermont (A)	.250	6	24	2	6	1	0	0	1	1	0	0	1	2	2	0	.292	.280	2
	Savannah (A)	.238	58	214	32	51	13	2	2	20	3	1	2	10	29	6	4	.346	.278	17
2004	Savannah (A)	.241	78	274	39	66	10	0	4	30	2	1	1	28	48	7	4	.321	.313	-
2005	Savannah (A)	.272	102	379	59	103	22	2	9	45	2	2	3	36	62	22	8	.412	.338	19
2006	Potomac (A)	.257	112	416	53	107	28	5	6	47	0	4	11	30	81	20	8	.392	.321	15
	Harrisburg (AA)	.200	10	40	3	8	0	0	0	1	0	0	0	0	11	0	0	.200	.200	1
2007	Connecticut (AA)	.242	99	322	42	78	14	4	3	24	4	4	3	6	80	10	3	.339	.260	6
	Augusta (A)	.000	1	3	0	0	0	0	0	0	0	0	0	0	0	0	0	.000	.000	0
2008	Connecticut (AA)	.050	10	20	1	1	0	0	0	0	0	0	0	0	9	0	1	.050	.050	1

Year	Club	W	L	ERA	G	GS	CG	SHO	SV	IP	H	R	ER	HR	HB	BB	IBB	SO	WP	BK
2008	Augusta (A)	0	0	1.42	12	0	0	0	1	12.2	4	2	2	0	1	8	0	19	0	0
	Salem-Keizer (A)	0	0	4.15	3	0	0	0	0	4.1	4	2	2	0	0	6	0	4	1	0
	AZL Giants (R)	0	1	4.91	3	0	0	0	0	3.2	4	2	2	0	0	1	0	8	1	0
2009	San Jose (A)	1	1	2.66	19	0	0	0	2	23.2	13	7	7	2	1	19	0	18	0	0
	Augusta (A)	1	0	1.26	24	0	0	0	0	28.2	26	12	4	0	6	16	0	37	3	0

JEMILE NYKIWA WEEKS

IF

See biography in 2010 Non-Roster Players section.

JEREMY M. WELLS

IF

Born: Chula Vista, California, August 9, 1986; **Home:** Chula Vista, California

Bats: Right; **Throws:** Right; **Height:** 5-11; **Weight:** 175

Obtained: Selected in the 23rd round of the 2009 First-Year Player Draft

Graduated from Eastlake HS...attended Patten University...signed Jermaine Clark...ranked tied for eighth in stolen bases among Arizona League in 2009.

Year	Club	AVG.	G	AB	R	H	2B	3B	HR	RBI	SH	SF	HP	BB	SO	SB	CS	SLG	OBP	E
2009	AZL A's (R)	.291	45	148	27	43	2	3	0	17	1	1	6	21	21	15	3	.345	.398	10

MATTHEW JAMES WHITNEY

IF

See biography in 2010 Non-Roster Players section.

COREY L. WIMBERLY

IF

See biography in 2010 Non-Roster Players section.

MATTHEW JARED WRIGHT

RHP

See biography in 2010 Non-Roster Players section.

MICHAEL JOSE YNOA (VENTURA)

RHP

Born: Puerto Plata, Dominican Republic, September 24, 1991; **Home:** Puerto Plata, Dominican Republic

Bats: Right; **Throws:** Right; **Height:** 6-7; **Weight:** 210

Obtained: Signed as a non-drafted free agent, July 2, 2008

Signed by Raymond Abreu.

Year	Club	W	L	ERA	G	GS	CG	SHO	SV	IP	H	R	ER	HR	HB	BB	IBB	SO	WP	BK
2009																				

(Injured – Did Not Play)

JIM "CATFISH" HUNTER AWARD

In 2004, the Oakland Athletics implemented the Jim "Catfish" Hunter Award, which is given annually to an A's player whose play on the field and conduct in the clubhouse best exemplifies the courageous, competitive and inspirational spirit demonstrated by the A's late Hall of Fame pitcher.

A native of Hertford, North Carolina, Hunter posted a 224-166 record to go along with a 3.26 ERA in his 15-year Major League career with the Kansas City/Oakland Athletics and New York Yankees. He holds Oakland's all-time career mark for wins (131) and won 20 or more games in five consecutive seasons (1971-75). In 1974, he won the American League's Cy Young Award after winning a career-high 25 games.

"Catfish" earned five World Series rings during his career and was 4-0 with one save in seven World Series appearances with the A's. An eight-time All-Star, he made his major league debut in 1965 with the Kansas City Athletics and did not miss a start until the 1977 season. He was inducted to the National Baseball Hall of Fame in 1987.

"Catfish" was diagnosed with amyotrophic lateral sclerosis (Lou Gehrig's Disease) in September of 1998 and died of complications from the disease on September 9, 1999 at the age of 53.

Winners of the Jim "Catfish" Hunter Award include Tim Hudson (2004), Mark Ellis (2005; 07), Jason Kendall (2006), Mike Sweeney (2008) and Kurt Suzuki (2009).

ALL THE
LINEUP MOVES
ALL THE
MOMENTUM
ALL THE
SECOND GUESSING
ALL THE
MATCHUPS
ALL THE
SUNG HEROES
ALL THE
PITCHING
ALL THE
BATTLES

ALL THE INSIGHTS AND ANALYSIS A MANAGER COULD EVER HOPE FOR

MLB Network™ is the channel that keeps you on top of the game like never before. From the offseason through the postseason, our groundbreaking shows cover all you need to know. You get all the highlights, all the news, all the stats, and all the expert analysis on every team and every game. We think even a manager would agree that MLB Network is a whole new way to follow baseball.




OUR NATIONAL PASTIME ALL THE TIME™
For channel location, log on to MLBNetwork.com.

MISCELLANEOUS



A's Broadcaster Ken Korach created "Korach's Winning for the Community" program, which has raised more than \$50,000 for Oakland high school baseball programs.



 **Community FUND** CHECK NO. _____

PAY TO THE ORDER OF OAKLAND ATHLETIC LEAGUE

HIGH SCHOOL BASEBALL PROGRAMS \$ 22,000

TWENTY TWO THOUSAND XX DOLLARS

100

A's WINNING for the COMMUNITY
Oakland Athletics Community Fund

MEMO _____

OAKLAND-ALAMEDA COUNTY COLISEUM



The Oakland-Alameda County Coliseum plays host to concerts, conventions and other large gatherings in addition to serving as the home for the Oakland Athletics and Oakland Raiders.

The A's have used the facility to its advantage over the years, posting the third best home record (532-359, .597) in the Major Leagues over the last 11 seasons. In 2003, the A's set an Oakland record for home wins as they finished with a 57-24 (.704) record in the Coliseum, marking the most home wins in franchise history since 1931 when the Philadelphia Athletics went 60-15 at home. In addition, two of the A's World Championships have been clinched on the Coliseum's turf. The Coliseum's exceptional sight lines, fine weather and sizable staging areas have all contributed to its popularity among performers, promoters and the Bay Area public.

The facility is conveniently located adjacent to I-880 with two exits (Hegenberger Road/66th Avenue) leading directly to the complex. Along with the Oracle Arena, which is located adjacently, it is the only major entertainment facility with a dedicated stop on the Bay Area Rapid Transit (BART) system. The Oakland International Airport is less than a two-mile drive from the Coliseum with shuttle service to several local hotels and restaurants.

In October of 1995, the Coliseum began a one-year, \$120 renovation project that added 22,000 new seats, 90 luxury suites, two private clubs and two state-of-the-art scoreboards.

The first crowd filled the Oakland-Alameda County Coliseum on Sept. 8, 1966, when the AFL's Oakland Raiders played the Kansas City Chiefs. The adjacent arena celebrated its grand opening on Nov. 9, 1966, when the Oakland Seals met the San Diego Gulls in hockey. In the ensuing 42 years, the facility has hosted every conceivable event in the entertainment industry. Audiences numbering nearly 100 million have made the Coliseum and Arena the premier entertainment facilities in Northern California.

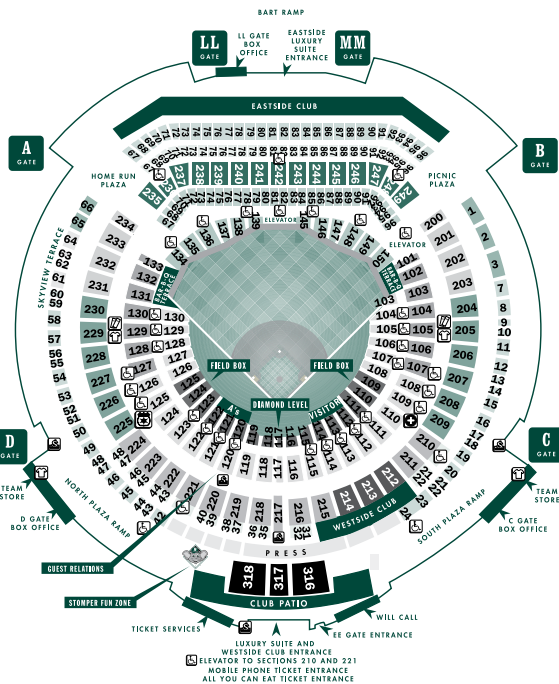
The Coliseum is currently one of only two stadiums in the country that houses both a MLB and NFL team, the others being Land Shark Stadium in Miami, Fla. (Marlins and Dolphins).

OAKLAND-ALAMEDA COUNTY COLISEUM QUICK FACTS

Location: Adjacent to 880 freeway between Hegenberger Road and 66th Avenue
Seating Capacities: 35,067 (baseball); 63,024 (football); 70,000 (concerts)
Parking Capacity: 8500 slots
Ground Breaking: April 15, 1964
First Event: Oakland Raiders vs. Kansas City Chiefs, Sept. 8, 1966
First Baseball Game: Oakland A's vs. Baltimore Orioles, Apr. 17, 1968
Complex Area: 120 acres
Surface: Natural Grass
Elevation: 22' below sea level

STADIUM DIMENSIONS

Left Field Line: 330 feet	Right Field Line: 330 feet
Straight Away Left Field: 367 feet	Straight Away Right Field: 367 feet
Left Center Field: 362	Right Center Field: 362 feet
Left Center Power Alley: 388 feet	Right Center Power Alley: 388 feet
Straight Away Center Field: 400 feet	
Height of Wall: 8 feet down the lines and to center field; 15 feet in the alleys	
Distance Between First and Third Base to Bullpen Mounds: 100 feet	
Distance Between First and Third Base to Middle of Dugouts: 75 feet	



- MVP INFIELD 109-125 rows 1 to 20
- FIELD LEVEL 108-126 rows 21 to 38
- FIELD LEVEL 103-108 and 126-130
- FIELD LEVEL OUTFIELD 101-107 and 127-133
- PLAZA INFIELD 208-211 and 215-224
- PLAZA CLUB 212-214

- PLAZA LEVEL 204-209 and 225-230
- PLAZA OUTFIELD 200-203 and 231-234
- BLEACHERS 134-150
- PLAZA RESERVED 235-249
- ALL YOU CAN EAT 316-318

- LOGE SUITES
- CLUB SUITES
- PLAZA SUITES
- SKYVIEW TERRACE 61-64
- LOGE SEATS 1-3, 65-66

- ♿ Wheelchair Access
- 🛡 Security
- 🚑 First Aid
- 🏧 ATM
- 🛍 Merchandise Store
- 🎫 Advance Ticket Kiosk

OAKLAND-ALAMEDA COUNTY COLISEUM BATTING PRACTICE SCHEDULE

	12:35 Game Time	1:05 Game Time	5:05 Game Time	6:05 Game Time	7:05 Game Time	7:35 Game Time
Auto Gates Open	10:00	10:30	2:30	3:30	4:30	5:00
A's Hit	Until 11:10	Until 11:40	Until 3:40	Until 4:40	Until 5:40	Until 6:10
Visitors Hit	11:10 - 11:50	11:40 - 12:20	3:40-4:20	4:40-5:20	5:40 - 6:20	6:10 - 6:50
A's Infield	11:50 am - Noon	12:20 - 12:30	4:20-4:30	5:20-5:30	6:20 - 6:30	6:50 - 7:00
Visitors Infield	Noon - 12:10	12:30 - 12:40	4:30-4:40	5:30-5:40	6:30 - 6:40	7:00 - 7:10

OAKLAND-ALAMEDA COUNTY COLISEUM GROUND RULES

Fly ball striking foul poles and/or screen above fence	Home Run
Ball sticking or going behind fence padding in right or left field	Two Bases
Ball going into bullpen bench and rebounding on to playing field	.In Play
Ball remaining on or under bullpen bench	Two Bases
Ball hitting any portion of the fence or screen in back of home plate	.In Play

OAKLAND-ALAMEDA COUNTY COLISEUM SINGLE-GAME TICKET PRICES

Diamond Level \$200 (\$225)	Plaza Club \$36 (\$45)	Plaza Reserved \$9 (\$9)
Field Box \$90 (\$95)	Plaza Infield \$28 (\$35)	Value Deck \$12 (\$15)
BBQ Terrace \$50 (\$55)	Field Level \$26 (\$28)	
MVP \$48 (\$55)	Plaza Level \$24 (\$26)	<i>number in parentheses is price for</i>
Field Infield \$35 (\$40)	Plaza Outfield \$18 (\$20)	<i>premium games (Opening Night, Yankees,</i>
Lower Box \$30 (\$38)	Bleachers \$13 (\$13)	<i>Red Sox, Giants).</i>

COLISEUM ATTENDANCE RECORDS

YEARLY ATTENDANCE TOTALS

Year	Home Dates	Total Home Attendance	Home Average	Single Game High-Home	Road Dates	Total Road Attendance	Road Average
1968	78	837,466	10,737	47,233, Apr. 17 vs. BAL	68	960,210	14,121
1969	72	778,232	10,809	35,243, May 10 vs. NY	71	992,124	13,974
1970	77	778,355	10,109	48,758, June 6 vs. DET	73	971,568	13,309
1971	73	914,993	12,534	42,970, May 22 vs. MIN	70	1,222,741	17,468
1972	70	921,323	13,162	47,741, June 12 vs. BAL	71	1,115,553	15,712
1973	79	1,000,763	12,668	47,570, Sept. 10 vs. KC	75	1,382,250	18,430
1974	76	845,693	11,128	47,570, July 8 vs. CLE	77	1,526,630	19,826
1975	77	1,075,518	13,968	46,378, Aug. 11 vs. BOS	72	1,436,383	19,950
1976	79	780,593	9,881	42,592, July 24 vs. KC	74	1,392,109	18,812
1977	72	495,412	6,881	32,346, May 16 vs. NY	75	1,195,138	15,935
1978	72	526,999	7,319	36,463, June 5 vs. BOS	76	1,381,142	18,173
1979	77	306,763	3,984	19,538, July 6 vs. NY	80	1,393,196	17,415
1980	75	842,259	11,230	49,300, Aug. 25 vs. NY	78	1,572,926	20,166
1981	51	1,311,761	25,721	48,592, May 3 vs. NY	51	1,105,337	21,673
1982	78	1,735,489	22,250	48,348, Apr. 6 vs. CAL	78	1,709,054	21,911
1983	77	1,294,941	16,817	45,413, July 4 vs. TEX	76	1,557,202	20,490
1984	79	1,353,281	17,130	46,238, May 28 vs. DET	79	1,565,597	19,818
1985	77	1,334,599	17,332	46,770, July 4 vs. TOR	80	1,666,480	20,831
1986	79	1,314,646	16,641	44,726, Apr. 8 vs. MIN	78	1,614,837	20,703
1987	80	1,678,921	20,987	46,120, Apr. 10 vs. CAL	81	1,930,731	23,836
1988	79	2,287,335	28,954	45,333, Apr. 4 vs. SEA	80	2,251,515	28,144
1989	81	2,667,225	32,929	46,163, Apr. 3 vs. SEA	80	2,283,228	28,540
1990	80	2,900,217	36,253	45,207, Apr. 9 vs. MIN	79	2,597,920	32,885
1991	81	2,713,493	33,500	44,595, June 9 vs. BOS	80	2,636,157	32,952
1992	81	2,494,160	30,792	44,078, Apr. 6 vs. KC	81	2,438,292	30,102
1993	79	2,035,025	25,760	43,627, July 4 vs. NY	79	2,326,919	29,455
1994	56	1,242,692	22,191	44,501, Aug. 7 vs. TEX	58	1,799,360	31,023
1995	71	1,174,310	16,540	42,596, July 3 vs. MIL	71	1,753,085	24,691
1996	80	1,148,380	14,355	36,129, July 5 vs. CAL	79	2,091,338	26,473
1997	79	1,264,218	16,003	50,792, Sept. 1 vs. SF	80	2,362,054	29,526
1998	79	1,232,339	15,599	48,241, Aug. 1 vs. CLE	81	2,331,755	28,787
1999	81	1,434,610	17,711	51,263, July 17 vs. SF	80	2,238,111	27,976
2000	81	1,728,886	21,344	54,268, July 8 vs. ARZ	80	2,466,594	30,832
2001	81	2,133,277	26,337	51,838, July 3 vs. ANA	80	2,266,814	28,335
2002	81	2,169,811	26,788	55,528, Sept. 4 vs. KC	81	2,416,196	29,830
2003	81	2,216,596	27,365	55,601, July 5 vs. Anaheim	80	2,151,375	26,892
2004	81	2,201,516	27,179	55,989, June 26 vs. San Francisco	81	2,585,067	31,914
2005	81	2,109,118	26,038	47,385, August 13 vs. Minnesota	81	2,420,496	29,883
2006	81	1,976,625	24,403	35,077, nine times	80	2,575,336	32,192
2007	81	1,921,834	23,726	35,077, nine times	81	2,649,528	32,710
2008	81	1,665,256	20,559	44,735, March 26 vs. Boston*	79	2,365,526	29,943
2009	81	1,408,783	17,392	36,067, April 10 vs. Seattle	80	2,316,520	28,957
Totals	3235	62,253,745	19,243		3214	79,014,394	24,584
Yearly Average		1,482,232				1,881,295	

* Tokyo, Japan

OAKLAND-ALAMEDA COUNTY COLISEUM FIRSTS

Game: April 17, 1968

Final Score: Baltimore 4, Oakland 1

Winning Pitcher: Dave McNally

Losing Pitcher: Lew Krausse

Attendance: 47,233

First Victory: April 18, 1968

Final Score: Oakland 4, Baltimore 3

Winning Pitcher: Paul Lindblad

Losing Pitcher: Gene Brabender

Batter: Curt Blefary, Baltimore

(walked by Lew Krausse)

A's Batter: Bert Campaneris (popped out to second baseman Davey Johnson)

Hit: Boog Powell (Home run off Lew Krausse, 2nd inning, Apr. 17)

A's Hit: Rick Monday (Home run off Dave McNally, 6th inning, Apr. 17)

Run: Boog Powell (Home run off Lew Krausse, 2nd inning, Apr. 17)

A's Run: Rick Monday (Home run off Dave McNally, 6th inning, Apr. 17)

Error: Bert Campaneris, SS (ball hit by Frank Robinson, 4th inning, Apr. 17)

Pinch Hit: Tony La Russa (single off Dave McNally, 9th inning, Apr. 17)

Relief Pitcher: Diego Segui (relieved Lew Krausse in 6th inning, Apr. 17)

ALL-TIME OAKLAND ATTENDANCE RECORDS

Season	Total	5,498,137 (1990)	
	Home	2,900,217 (1990)	
	Road	2,649,528 (2007)	
	Homestand	518,534 (July 12-26, 1990; 14 dates)	
	Homestand Avg.	39,667 (Aug. 7-12, 2001; 238,000 in 6 dates)	
	Road Trip	450,462 (June 14-27, 2002; 13 dates)	
	Home vs. One Club	296,512 (Los Angeles, 2005; 10 dates)	
	Road vs. One Club	433,081 (Anaheim, 2004; 10 dates)	
	Home Sellouts	20 (1990)	
	Consecutive Sellouts	5 (July 22-26, 1989; Baltimore 2 and California 3)	
	Single Game	Home	55,989 (San Francisco; June 26, 2004-N)
		Home, Regular Season	55,989 (San Francisco; June 26, 2004-N)
		Road	62,038 (San Francisco; Oct. 27, 1989-N)
Road, Regular Season		61,696 (California; Aug. 11, 1989-N)	
Day, Home		55,413 (San Francisco; June 22, 2003)	
Day, Road		60,326 (California; Aug. 13, 1989)	
Night, Home		55,989 (San Francisco; June 26, 2004-N)	
Smallest, Home		653 (Seattle; Apr. 17, 1979-N)	
Smallest, Road		1,201 (Baltimore; May 11, 1989-D)	
Doubleheader	Home	48,592 (New York; May 3, 1981-D)	
	Road	53,565 (Detroit; July 25, 1971-D)	
	Twi-Night, Home	47,768 (New York; June 13, 1980)	
	Twi-Night, Road	51,017 (Minnesota; July 28, 1990)	
Season Opener	Home	53,498 (Detroit; Apr. 3, 2000-N)	
	Home, Secondary	47,233 (Baltimore; Apr. 17, 1968-N)	
	Road	52,012 (Milwaukee; Apr. 5, 1994-D)	
	Road, Secondary	56,717 (New York; Apr. 10, 1998-D)	
Three Date Series	Home	158,152 (San Francisco; June 25-27, 2004)	
	Road	175,058 (California; Aug. 11-13, 1989)	
Four Date Series	Home	162,410 (New York; July 18-21, 1991)	
	Road	201,607 (Toronto; July 9-12, 1992)	

TOP REGULAR SEASON CROWDS IN OAKLAND

Attend.	Opponent	Date	Day	W-L
55,989	San Francisco	June 26, 2004	Saturday-N	W
55,601	Anaheim	July 5, 2003	Saturday-N	L
55,528	Kansas City	Sept. 4, 2002	Wednesday-N	W
55,413	San Francisco	June 22, 2003	Sunday-D	W
54,513	New York	Apr. 24, 2002	Wednesday-N	L
54,268	Arizona	July 8, 2000	Saturday-N	W
54,123	San Francisco	June 30, 2002	Sunday-D	W
53,974	San Francisco	June 27, 2004	Sunday-D	L
53,802	Kansas City	July 5, 2002	Friday-N	W
53,501	San Francisco	June 29, 2002	Saturday-D	L

LARGEST COLISEUM BASEBALL CROWDS

Attend.	Opponent	Date	Day	W-L
55,989	San Francisco	June 26, 2004	—	W
55,861	New York	Oct. 13, 2001	ALDS, Game 3	L
55,601	Anaheim	July 5, 2003	Fireworks	L
55,528	Kansas City	Sept. 4, 2002	AL Record 20th straight win	W
55,413	San Francisco	June 22, 2003	—	W
54,513	New York	Apr. 24, 2002	—	L
54,268	Arizona	July 8, 2000	Fireworks	W
54,123	San Francisco	June 30, 2002	—	W
53,974	San Francisco	June 27, 2004	—	L
53,802	Kansas City	July 5, 2002	Fireworks	W

TOP REGULAR SEASON CROWDS ON THE ROAD

Attend.	Opponent	Date	Day	W-L
61,696	California	Aug. 11, 1989	Friday-N	W
60,326	California	Aug. 13, 1989	Sunday-D	L
58,963	California	Apr. 24, 1982	Saturday-N	L
56,717	New York	Apr. 10, 1998	Friday-D	W
56,710	New York	Apr. 11, 1997	Friday-D	W
56,535	Seattle	Sept. 20, 1996	Friday-N	L
56,103	Seattle	Sept. 21, 1996	Saturday-N	L
55,927	Seattle	Sept. 28, 1997	Sunday-D	W
55,588	Seattle	Sept. 26, 1997	Friday-N	W
55,034	New York	May 30, 1987	Sunday-D	L

LARGEST CROWDS ON THE ROAD

Attend.	Opponent	Date	Day	W-L
62,038	San Francisco	Oct. 27, 1989	World Series, Game 3	W
62,032	San Francisco	Oct. 28, 1989	World Series, Game 4	W
61,696	California	Aug. 11, 1989	—	W
60,326	California	Aug. 13, 1989	—	L
58,963	California	Apr. 24, 1982	—	L
56,915	New York	Oct. 7, 2000	ALDS, Game 4	W
56,717	New York	Apr. 10, 1998	—	L
56,710	New York	Apr. 11, 1997	—	W
56,697	New York	Oct. 10, 2001	ALDS, Game 1	W
56,684	New York	Oct. 11, 2001	ALDS, Game 2	W

Coliseum Attendance Records, continued

TOP REGULAR SEASON CROWDS VS. CLUBS

Home			Road		
Club	Attendance	Date	Club	Attendance	Date
Arizona	54,268	July 8, 2000	Arizona	36,976	July 7, 2001
Atlanta	35,618	June 11, 2003	Atlanta	38,324	May 17, 2008
Baltimore	47,741	June 12, 1972	Baltimore	50,071	July 27, 1991
Boston	50,863	Aug. 8, 2001	Boston	38,294	July 6, 2009
Chicago	45,712	July 2, 2005	Chicago	43,297	June 16, 1990
Cincinnati	29,601	June 9, 2004	Chicago-NL	40,145	June 20, 2004
Cleveland	48,241	Aug. 1, 1998	Cincinnati	27,246	June 22, 2002
Colorado	25,333	June 15, 1997	Cleveland	49,989	July 7, 1990
Detroit	53,498	Apr. 3, 2000	Colorado	48,308	Aug. 30, 1997
Florida	22,461	June 22, 2008	Detroit	53,565	July 25, 1971
Houston	35,065	June 9, 2002	Florida	10,215	June 4, 2003
Kansas City	55,528	Sept. 4, 2002	Houston	42,024	June 14, 2007
Los Angeles-AL	55,601	July 5, 2003	Kansas City	41,329	Sept. 21, 1980
Los Angeles-NL	35,163	July 14, 2001	Los Angeles-AL	61,696	Aug. 11, 1989
Milwaukee	45,398	Apr. 3, 1984	Los Angeles-NL	51,392	Aug. 28, 1997
Minnesota	47,385	Aug. 13, 2005	Milwaukee	54,987	Sept. 27, 1992
Montreal	31,024	June 15, 2003	Minnesota	52,080	Aug. 17, 1991
New York-AL	54,513	Apr. 24, 2002	New York	56,717	Apr. 10, 1998
New York-NL	27,598	June 15, 2005	New York-NL	52,920	June 23, 2007
Philadelphia	30,619	June 19, 2005	Philadelphia	37,662	June 8, 2003
Pittsburgh	34,328	June 13, 2004	Pittsburgh	30,549	June 19, 2002
San Diego	40,374	July 2, 1998	San Diego	39,874	June 28, 2006
San Francisco	55,989	June 26, 2004	San Francisco	47,719	July 3, 1997
Seattle	46,786	Apr. 17, 1981	Seattle	56,535	Sept. 20, 1996
St. Louis	35,077	June 17, 2007	St. Louis	33,866	June 15, 2004
Tampa Bay	48,089	August 28, 2004	Tampa Bay	35,325	July 26, 1998
Texas	45,606	Oct. 1, 2000	Texas	50,708	July 31, 2004
Toronto	46,770	July 4, 1985	Toronto	50,529	Sept. 8, 1993
			Washington	28,741	June 8, 2005

COLISEUM RAINOUTS & SHORTENED GAMES

RAINOUTS AT OAKLAND-ALAMEDA COUNTY COLISEUM

1972	vs. Minnesota, Sept. 25	1982	vs. Seattle, Apr. 10	1993	vs. Cleveland, Apr. 23
	vs. Minnesota, Sept. 26	1983	vs. Boston, Apr. 23		vs. Minnesota, May 27
	vs. Cincinnati, Oct. 17		vs. Detroit, Apr. 30	1996	vs. Baltimore, May 15
1978	vs. California, Apr. 15		vs. Chicago, Sept. 30	1997	vs. Boston, Aug. 19
	vs. Minnesota, Apr. 24	1988	vs. Cleveland, May 6	1998	vs. New York, Apr. 3
1979	vs. New York, Apr. 26	1990	vs. Cleveland, May 27		vs. Detroit, May 5

SHORTENED GAMES IN OAKLAND

1968	vs. Detroit, May 24 (called after 7 innings tied at 2-2)
1971	vs. Kansas City, Apr. 9 (called after top of the 6th; A's won 5-0)
1999	vs. New York, Apr. 5 (called after 8 innings; A's won 5-3)
2002	vs. Seattle, Apr. 16 (called after top of the 7th; A's lost 6-2)
2005	vs. Texas, May 4 (called after top of the 9th; A's lost 16-7)

ATHLETICS BIGGEST COMEBACK

On July 20, 2009, the A's set an Oakland record by overcoming an eight-run deficit to win. Trailing Minnesota 12-2 entering the bottom of the third inning, the A's scored three times in the third, twice in the fourth and seven times in the seventh to win 14-13. The all-time Athletics record is also the Major League record, set by the Philadelphia A's on June 15, 1925 against Cleveland. The A's trailed by 12 runs in that game and scored 13 times in the bottom of the eighth to win 17-15.

MEDIA INFORMATION AND POLICIES

WORKING PRESS CREDENTIALS: Credentials will be issued only to legitimate media. Season credentials will be issued to those news agencies that cover the Athletics on a daily basis. Requests for daily credentials must be made by the affiliation's editor, producer or director on official company letterhead 24 hours in advance of the game. All credentials are non-transferable. All members of the media must be on assignment. No freelance journalists will be credentialed. Please submit all credential requests to Debbie Gallas, media services manager.

PHOTO CREDENTIALS: Photo passes will be issued to photographers on assignment from legitimate news gathering organizations and representatives licensed by Major League Baseball. The Oakland A's will not issue credentials to freelance photographers. Priority in all photo areas will be granted to news organizations on deadline and those holding season credentials. All photographs taken are to be used for news-gathering purposes or officially licensed products. Any other use of photographs will be considered a violation of existing trademark and copyright restrictions.

ON-LINE CREDENTIALING POLICY: Media credentials for on-line media services will be granted only to those agencies licensed by Major League Baseball (MLBAM, News Digital Media and ESPN Internet Ventures) to provide "real-time" accounts and descriptions of A's home games; or to those on-line services that are part of a national newsgathering agency; reach a broad audience; produces original content; has an established record of producing original content; and employ full-time journalists. This policy is encouraged by Major League Baseball and allows the Oakland Athletics to maintain quality control in the press box and clubhouses.

ROVING CAMERAS: Television cameras are prohibited from roving in the stands at all times. For the comfort of fans, interviews are to be conducted on the concourse and not in the stands while the game is in progress.

PRESS WILL CALL: Starting two-and-a-half hours before game time, credentials may be picked up at Press Will Call located on the Plaza Level between the Stadium and the Arena. Prior to that, credentials may be picked at the Ticket Services Office located in the Coliseum across the plaza from the A's executive offices.

CLUBHOUSES: The Athletics clubhouse is located on the third base side and the visitor's is located on the first base side. Access can be obtained by taking the press elevator to the first floor or through the door on the right near the end of the hall after you enter through the North Press Gate. Only credentialed media with clubhouse access will be admitted. TV cameras and photographers are not allowed in the clubhouse prior to the game and only TV cameras are permitted in the clubhouse following the game (no still photographers). The A's clubhouse is open to the media three and one-half hours prior to the game and then will close during the A's posted batting practice time. The clubhouse will then reopen at the conclusion of batting practice and will close one hour prior to game time. The clubhouse will open no earlier than five minutes or no later than 10 minutes following the game. At times, certain additional restrictions may be imposed. **Please do not lounge in the manager's office or in the clubhouse at any time.** The break area, the trainer's room and the umpire's dressing room are off limits to the media. If a comment or interpretation from the umpire crew chief is needed, a pool reporter may be assigned.

FIELD ACCESS: Only credentialed media with field access will be allowed onto the field. All media must clear the field immediately following batting practice. Only newspaper and magazine photographers will be allowed on the field level during the game.

POST-GAME PROCEDURES: In most cases, Manager Bob Geren will be available to the media in his office immediately after the A's clubhouse is opened after the game. Please ask any questions of the manager related to the game during this post-game session. Also, please be respectful of those members of the media who are on deadline when directing questions to the manager and players. **Once again, please do not lounge in the manager's office, the clubhouse or attempt to conduct full-length interviews after a game.**

LIVE TRANSMISSIONS: Non-rightsholders are permitted to transmit live reports from Oakland-Alameda County Coliseum prior to and after every game. Live television shots by non-rightsholders are prohibited while the rightsholder is on the air and the game is in progress. Radio stations and assigned correspondents for out-of-town reports are allowed to give inning or half-inning updates. Reports must be confined to between-innings only, limited to 60 seconds in length, and limited to six per game. A violation of these Major League Baseball guidelines may result in the revocation of credentials.

Media Information and Policies, continued

CELLULAR PHONES: The use of cellular phones for radio interviews is prohibited on the field or in the clubhouse. All phone interviews must be arranged through the Athletics Public Relations Department.

SCOUTS: Major League scouts are not allowed to scout from the press box during the game. However, scouts are welcomed in the press box prior to first pitch to pick up game information.

PRESS BOX: The press box and all broadcast positions are located on the loge level. Access is by the press elevator only. The first base side of the press box is reserved for print media while the third base side is reserved for electronic media. The press box is a working area. Cheering and loud conversation will not be permitted. The Oakland A's prohibit any person under the age of 18 from entering the press box on game days without prior approval from the A's public relations department. **Guests are not allowed in the press box without prior approval from the A's Public Relations Department.**

PRESS LOUNGE: The press lounge is located behind Section 117 (level one from the press elevator). It opens two hours prior to the game and closes at game time. The charge is \$10.00 and meal tickets are available for purchase in the lounge. Media members must be properly credentialed for admittance into the dining room.

PUBLIC RELATIONS OFFICE: The Oakland Athletics Public Relations Office is located within the team's executive offices on the east side of the Coliseum Arena. The offices are located directly across the plaza from the Ticket Services Office.

PRESS BOX SERVICES: Game notes, statistics, starting lineups and other pertinent news releases from both teams are available on the first base side of the press box for working press and scouts only. Post-game notes and the game's box score will be available shortly after the conclusion of the game. Information guides for all clubs are available upon request from a member of the A's public relations staff in the press box.

AUTOGRAPH POLICY: Credentialed members of the media are prohibited from requesting autographs or equipment on the playing field, in the dugout or in the clubhouses. Any violation of this policy will result in immediate revocation of the credential and bar future use.

TELEPHONES, WIFI SERVICE: Phone lines in the main press box may be ordered by calling Doug Tsang of AT&T at (510) 334-4175. Additionally, complimentary WiFi service is available in the press box.

TICKETS: All requests for media complimentary tickets must be made to Debbie Gallas at least 48 hours prior to game time. When available, tickets may be picked up at Press Will Call. There is a limit of two tickets per game.

OAKLAND ATHLETICS PUBLIC RELATIONS DEPARTMENT



Bob Rose



Mike Selleck



Kristy Fick



Debbie Gallas

Public Relations Staff

Bob Rose, Director of Public Relations

Mike Selleck, Baseball Information Manager

Kristy Fick, Player and Media Relations Manager

Debbie Gallas, Media Services Manager

Direct Phone

(510) 563-2380

563-2233

563-2236

563-2207

E-Mail Address

brose@oaklandathletics.com

mselleck@oaklandathletics.com

kfick@oaklandathletics.com

dgallas@oaklandathletics.com

7000 Coliseum Way • Oakland, CA 94621

(510) 638-4900 • FAX: (510) 562-1633

Website: oaklandathletics.com

ATHLETICS ON THE AIR

KEN KORACH

Radio Play-by-Play

Ken Korach, one of the most respected broadcasters in baseball today, enters his 15th year in the A's radio booth and his fifth as the team's lead play-by-play voice.

Prior to joining the A's in 1996, Korach served as a member of the Chicago White Sox broadcasting crew from 1992-95, working mostly weekend games. During the same period, he also handled broadcasting duties for the Las Vegas Stars of the Pacific Coast League and served as the Stars lead play-by-play voice from 1989-91.

In 2009, he also teamed with analyst Dave Campbell to do the play-by-play for two national ESPN Radio games.

In addition to his baseball work, Korach has 22 years of experience broadcasting college basketball and 14 years of college football experience. From 1985-92, he was the radio voice for San Jose State football and basketball games and later served as lead play-by-play announcer for UNLV basketball (1992-2004) and football (1992-95). He has been in the booth for two California Bowls, a pair of Las Vegas Bowls, the 1993 Peach Bowl and the 1994 Senior Bowl. The Associated Press' Radio and Television Association voted his 1986 broadcast of the San Jose State-Fresno State football game the best radio broadcast of the year for California and Nevada.

Korach began his baseball broadcasting career with the Redwood Pioneers of the California League, providing radio description in both 1981 and 1984. In 1985, he was hired by KCBS Radio as a part-time anchor and voice of San Jose State football. He also was a member of the Triple-A Phoenix Firebirds broadcast crew from 1986-87.


In 2001, Korach was named the Nevada Sportscaster of the Year by the National Sportswriters and Sportscasters Association in addition to being named the best two-sport broadcaster and among the "Best 100 People, Place and Things in Las Vegas" by Las Vegas Life Magazine. In 2003, he was inducted into the Nevada Broadcasters Hall of Fame.

A native of Los Angeles, Korach attended San Diego State and UC Santa Barbara, where he graduated with a degree in social sciences in 1975. Ken's wife, Denise, serves as the manager of baseball administration for the Toronto Blue Jay's Triple-A affiliate in Las Vegas, while his father formerly served as the head baseball coach at Verdugo Hills High School in Los Angeles and at Los Angeles Valley Community College.

Ken has also taken an active role in the community, initiating "Korach's Winning for the Community" program in 2008, which has raised more than \$50,000 for Oakland Athletic League high school baseball programs to fund equipment, uniforms and field maintenance in its first two years. Korach personally donated \$15,000 of the total, while the A's matched his donation and local businesses and individuals provided the remaining contribution.

Korach, who serves on the Advisory Board of the Oakland Tech High School "Field of Dreams" committee, was honored last summer – along with Bay Area broadcaster Marty Lurie – by the Oakland School Board with a proclamation for his generosity and support.

Ken and Denise reside in Henderson, Nev. with their daughter, Emilee.



VINCE COTRONEO

Radio Play-by-Play

Vince Cotroneo begins his fifth season in the A's radio booth, where he again will work with broadcast partners Ken Korach and Ray Fosse in continuing the team's tradition of broadcasting excellence.

Prior to joining the A's, Cotroneo spent six seasons (1998-2003) as an announcer on the Texas Rangers broadcasts, where he partnered with Eric Nadel on the Rangers Radio Network. He also worked a handful of games on the television side during the 2002 season. Cotroneo joined the Rangers broadcast team in 1998 after spending seven seasons (1990-96) with the Houston Astros.



Athletics On The Air, continued

A 21-year broadcasting veteran, Cotroneo began his career with the Single-A Lynchburg Mets in 1984. He spent the next three seasons with the Double-A El Paso Diablos in the Milwaukee system before moving onto the Triple-A Iowa Cubs for the 1988 season. In his only season with Iowa, he was selected as the National Association's Minor League Announcer of the Year. Cotroneo joined the Astros organization the following season and was the radio voice of the Tucson Toros for two seasons (1989-90) before landing his first Major League job with the Astros in 1991.

A 1983 graduate of the University of Central Florida, Cotroneo and his wife, Veronica, have three children, Dominic, Olivia and Sophia.

RAY FOSSE

Radio and Television Analyst

Ray Fosse, former two-time major league all-star catcher and Emmy Award-winning broadcaster, celebrates his 25th consecutive season on radio and his 22nd season in the television booth as the A's game analyst.

Fosse, a 12-year major league veteran, played for the Cleveland Indians, Oakland A's, Seattle Mariners and Milwaukee Brewers, compiling a .256 batting average with 61 home runs. A native of Marion, Ill., Fosse attended Southern Illinois University, and was Cleveland's No. 1 draft pick in 1965. He made his major league debut with the Tribe in 1967 and spent the next six seasons in Cleveland. Fosse enjoyed his most productive season in 1970 when he batted .307 with a career-high 18 home runs and 61 RBI. He was named the American League All-Star catcher, received the Rawlings Gold Glove as the best defensive catcher in the American League, and was voted Co-Man of the Year with Sam McDowell that season.

In 1971, Fosse was named starting catcher for the American League All-Star Team and received his second Rawlings Gold Glove. He was traded to the Oakland A's in 1973, and played for the 1973 and 1974 World Champions in Oakland. In 2002, Fosse was voted one of the 100 greatest players in Cleveland Indians' history.

Ray and his wife, Carol, were married April 4, 1970, and reside in California and Arizona, where they are active in several charitable organizations. They have two daughters, Nikki and Lindsey, and one grandson, Matthew.



GLEN KUIPER

Television Play-by-Play

Glen Kuiper begins his seventh season in the A's television booth as the club's lead play-by-play voice.

Kuiper has covered the Bay Area baseball scene for Comcast SportsNet since 1992, serving as pre-game host and fill-in play-by-play announcer for both A's and Giants telecasts. He has also worked on Comcast SportsNet's Golden State Warrior and San Jose Sharks telecasts, along with numerous collegiate assignments. He has also handled sideline reporting duties for select National Football League games on Fox. Kuiper has won seven Northern California Emmy Awards for his coverage of Bay Area Sports teams.

Glen is the youngest brother in a talented broadcasting family. His oldest brother, Duane, is a long-time member of the San Francisco Giants announcing team while older brother, Jeff, produces the Giants Comcast SportsNet Bay Area telecasts.

Kuiper graduated from San Francisco State University with a bachelor's degree in broadcasting. He also attended the University of New Orleans and spent three years in the minor leagues. A native of Racine, Wis., Kuiper resides in Danville, Calif. with his wife, Amanda and two children, Jack and Annette.



AMAURY PI-GONZÁLEZ

Radio Play-by-Play (Spanish)

Amaury Pi-González, a pioneer in establishing Spanish baseball radio play-by-play in the Bay Area, serves as the “Voice of the A’s” for all Spanish broadcasts.

Well-known and respected in both English and Spanish media circles, Pi-González enters his 32nd season in Major League Baseball in 2010. He began his career in 1977 with the Athletics, and has also broadcast for the San Francisco Giants, Seattle Mariners and Los Angeles Angels.

During his tenure, Pi-González has called the 1986 World Series for CBS Hispanic Network, the 1988, 1989 and 1990 Series for the A’s, and the 2002 Series for the Giants. The Fremont, Calif. resident previously served five years as sports anchor for Telemundo TV48 in San Jose and was the Spanish voice for the NBA’s Golden State Warriors from 1992-98. In addition, he was the English voice for the Caribbean World Series for Fox Sports International in 2001 and 2002.

Born in Cuba, Amaury was inducted into the Cuban Sports Hall of Fame in 2004, and into the Hispanic Heritage Baseball Museum in 2004 and since 2002, has been nominated each year for the prestigious Ford C. Frick Broadcasters Award in Baseball’s Hall of Fame in Cooperstown, N.Y.



MANOLO HERNÁNDEZ-DOUEN

Radio Analyst (Spanish)

Manolo Hernández-Douen is in his second season as the Athletics analyst for the Spanish Béisbol Network. He has over 38 years of experience in journalism, and has covered a variety of sports during that span.

A graduate from Universidad Católica Andrés Bello in his native Caracas, Hernández-Douen has covered the Olympic and Panamerican Games, world championship boxing matches and winter league baseball, including the Caribbean Series. He was Venezuela’s Sportswriter of the Year in 1979 and for five seasons was the basketball radio analyst for the Caracas Liga Especial de Baloncesto team.

Since moving to California in 1982, he has covered the NBA and Major League Baseball for several of the highest circulation Spanish newspapers in the United States including *La Opinión* in Los Angeles. Most recently, he was the Sports Editor for *El Nuevo Herald* in Miami from 2000 to 2007, and since the 2008 season, he has covered feature stories as a free lance writer for *lasmayores.com* (MLB in Spanish).

A proud father of two, Franklin and Cristina, Manolo resides in San Francisco.



2010 A'S RADIO NETWORK

Station	On Dial	City	Station	On Dial	City	Station	On Dial	City
KAHI	950 AM	Auburn	KMYC	1410 AM	Marysville	KTKZ	1380 AM	Sacramento
KATA	1340 AM	Eureka	KPOD	1240 AM	Crescent City	KTRB	860 AM	San Francisco
KBLF	1490 AM	Red Bluff	KRKC	1490 AM	King City	KWNA	1400 AM	Winnemucca, NV
KCWH	102.3 FM	Mt. Shasta	KSLK	96.1 FM	Visalia	KXBX	1270 AM	Lakeport
KESP	970 AM	Modesto	KSTN	1420 AM	Stockton	KYOS	1480 AM	Merced

A'S TELEVISION AND RADIO

COMCAST SPORTSNET CALIFORNIA: The Oakland Athletics entered into a long-term agreement with Comcast SportsNet California in 2009. Under the new contract, over 145 A's games will be televised exclusively on the Northern California cable outlet with Glen Kuiper and Ray Fosse anchoring the TV booth again in 2010. For the first time in club history, all games will be aired in High Definition. CSNCA will also produce a pre- and post-game show for every telecast, while the club's new Spanish radio broadcasts will be simulcast on CSNCA for all Oakland home games this season.

XTRA SPORTS 860 AM (ENGLISH): The Oakland Athletics and XTRA Sports 860 AM have agreed to extend their relationship with a new 10-year contract for the station to serve as flagship of the A's Radio Network through the 2019 season. XTRA Sports 860 AM, a San Francisco-based station featuring a daily talk format, will broadcast all 162 regular season games, plus 17 Spring Training games. The 50,000-watt signal will provide a clear and consistent broadcast throughout the Bay Area. One of the oldest radio stations on the West Coast, XTRA Sports 860 AM served Modesto and the surrounding area for 73 years before moving to San Francisco on Feb. 1, 2007.

THE SPANISH BEISBOL NETWORK (SPANISH): The Oakland Athletics and the Spanish Beisbol Network (SBN) enter the second year of a five-year contract to broadcast all 162 regular season games in Spanish. It marks the first time in club history the A's have featured Spanish broadcasts for every regular season game, home and away. SBN, a premier sports media broadcasting and content company founded in Boston in 2001, currently has contracts with the Athletics, Boston Red Sox, Philadelphia Phillies, Washington Nationals and the Caribbean World Series.

ATHLETICS BROADCAST HISTORY

1938 WIBG By Saam	1955 WDAF Merle Harmon, Larry Ray	1970 KNBR Monte Moore, Harry Caray
1939 WIBG By Saam	1956 WDAF Merle Harmon, Larry Ray	KBHK-TV Monte Moore, Harry Caray
1940 WIBG By Saam, Claude Haring	1957 WDAF Merle Harmon, Ed Edwards	1971 KEEN Monte Moore, Bob Elson, Red Rush
1941 WIBG By Saam, Claude Haring	1958 WDAF Merle Harmon, Ed Edwards, Bill Grigsby	KBHK-TV Monte Moore, Bob Elson
1942 WIBG By Saam, Claude Haring	1959 WDAF Merle Harmon, Bill Grigsby	1972 KEEN Monte Moore, Jim Woods, Jim Piersall
1943 WIBG By Saam, Claude Haring	1960 WDAF Merle Harmon, Bill Grigsby	KBHK-TV Monte Moore, Jim Woods
1944 WIBG By Saam, Claude Haring	1961 WDAF Merle Harmon, Bill Grigsby	1973 KEEN Monte Moore, Jim Woods
1945 WIBG By Saam, Claude Haring	1962 KCMO Monte Moore, Bruce Rice	KTVU-TV Monte Moore, Jim Woods
1946 WIBG By Saam, Claude Haring	1963 KCMO Monte Moore, George Bryson	1974 KEEN Monte Moore, Jon Miller, Bill Rigney
1947 WIBG By Saam, Claude Haring	1964 KCMO Monte Moore, George Bryson	KTVU-TV Monte Moore, Jon Miller
1948 WIBG By Saam, Claude Haring	1965 KCMO Monte Moore, Red Rush	1975 KEEN Monte Moore, Bob Waller
1949 WIBG By Saam, Claude Haring	1966 KCMO Monte Moore, Lynn Faris	KPIX-TV Monte Moore, Bob Waller
1950 WIBG By Saam, Claude Haring	1967 KCMO Monte Moore, Lynn Faris	1976 KNBR Monte Moore, Bob Waller
1951 WIBG By Saam, Claude Haring	1968 KNBR Monte Moore, Al Helfer	KBHK-TV Monte Moore, Wayne Walker
1952 WIBG By Saam, Claude Haring	1969 KNBR Monte Moore, Al Helfer	1977 KNBR Monte Moore, Bob Waller
1953 WIBG By Saam, Claude Haring	KBHK-TV Monte Moore, Al Helfer	KPIX-TV Monte Moore, Wayne Walker
1954 WIBG By Saam, Claude Haring		

1978 KNEW
Bud Foster, Jim Peterson,
Curt Flood
KPIX-TV
Monte Moore, Wayne Walker,
Curt Flood

1979 KKIS
Red Rush, Hal Ramey
KPIX-TV
Monte Moore, Wayne Walker

1980 KZIA
Red Rush, Dom Valentino, Ted
Robinson
KPIX-TV
Monte Moore, Wayne Walker

1981 KSFO
Bill King, Lon Simmons,
Wayne Hagin
KPIX-TV
Bill King, Wayne Walker

1982 KSFO
Bill King, Lon Simmons,
Wayne Hagin
KCRA-TV
Bill King, Lon Simmons,
Harmon Killebrew

1983 KSFO
Bill King, Lon Simmons,
Wayne Hagin
KBHK-TV
Bill King, Lon Simmons, Bill
Rigney

1984 KSFO
Bill King, Lon Simmons,
Wayne Hagin
KBHK-TV
Bill King, Lon Simmons, Bill
Rigney

1985 KSFO
Bill King, Lon Simmons,
Wayne Hagin
KPIX-TV
Bill King, Lon Simmons, Ted
Robinson

1986 KSFO
Bill King, Lon Simmons, Ray
Fosse
KPIX-TV
Bill King, Lon Simmons, Ted
Robinson

1987 KSFO
Bill King, Lon Simmons, Ray
Fosse
KPIX-TV
Bill King, Lon Simmons, Ted
Robinson

1988 KSFO
Bill King, Lon Simmons, Ray
Fosse
KPIX-TV
Monte Moore, John Shrader,
Ray Fosse

1989 KSFO
Bill King, Lon Simmons, Ray
Fosse
KPIX-TV, KICU-TV
Monte Moore, John Shrader,
Ray Fosse

1990 KSFO
Bill King, Lon Simmons, Ray
Fosse
KPIX-TV, KICU-TV,
SportsChannel
Monte Moore, Ray Fosse

1991 KSFO
Bill King, Lon Simmons, Ray
Fosse
KPIX-TV, KICU-TV,
SportsChannel
Monte Moore, Ray Fosse,
Greg Papa,
Reggie Jackson, Bill Rigney

1992 KSFO
Bill King, Lon Simmons, Ray
Fosse
KPIX-TV, KICU-TV,
SportsChannel
Monte Moore, Ray Fosse,
Greg Papa, Reggie Jackson,
Bill Rigney

1993 KNEW
Bill King, Lon Simmons, Ray
Fosse
KRON-TV, SportsChannel
Greg Papa, Dick Stockton,
Ray Fosse

1994 KFRC
Bill King, Lon Simmons, Ray
Fosse
KRON-TV, SportsChannel
Greg Papa, Dick Stockton,
Ray Fosse

1995 KFRC
Bill King, Lon Simmons, Ray
Fosse
KRON-TV, SportsChannel
Greg Papa, Dick Stockton,
Ray Fosse

1996 KFRC
Bill King, Ken Korach, Ray
Fosse
KRON-TV, Sports Channel
Greg Papa, Ken Wilson, Ray
Fosse

1997 KFRC
Bill King, Ken Korach, Ray
Fosse
KRON-TV, SportsChannel
Greg Papa, Ken Wilson, Ray
Fosse

1998 KFRC
Bill King, Ken Korach, Ray
Fosse
KRON-TV, Fox Sports Bay
Area
Greg Papa, Ken Wilson, Ray
Fosse

1999 KABL
Bill King, Ken Korach, Ray
Fosse
KICU-TV, Fox Sports Bay Area
Greg Papa, Ray Fosse

2000 KABL
Bill King, Ken Korach, Ray
Fosse
KICU-TV, Fox Sports Bay Area
Greg Papa, Ray Fosse

2001 KABL
Bill King, Ken Korach, Ray
Fosse
KICU-TV, Fox Sports Bay Area
Greg Papa, Ray Fosse

2002 KFRC
Bill King, Ken Korach, Ray
Fosse
KICU-TV, Fox Sports Bay Area
Greg Papa, Ray Fosse

2003 KFRC
Bill King, Ken Korach, Ray
Fosse
KICU-TV, Fox Sports Bay Area
Greg Papa, Ray Fosse

2004 KFRC
Bill King, Ken Korach, Ray
Fosse
KICU-TV, Fox Sports Bay Area
Hank Greenwald, Ray Fosse,
Glen Kuiper, Tim Roye

2005 KFRC
Bill King, Ken Korach, Ray
Fosse
KICU-TV, Fox Sports Bay Area
Hank Greenwald, Ray Fosse,
Glen Kuiper, Tim Roye

2006 KYCY
Ken Korach, Vince Cotroneo,
Ray Fosse
KICU-TV, Fox Sports Bay Area
Glen Kuiper, Ray Fosse, Tim
Roye

2007 KFRC/KYCY
Ken Korach, Vince Cotroneo,
Ray Fosse
KICU-TV, Fox Sports Bay Area
Glen Kuiper, Ray Fosse

2008 KFRC/KYCY
Ken Korach, Vince Cotroneo,
Ray Fosse
KICU-TV, Comcast SportsNet
Bay Area
Glen Kuiper, Ray Fosse

2009 KTRB
Ken Korach, Vince Cotroneo,
Ray Fosse
Comcast SportsNet California
Glen Kuiper, Ray Fosse

SPRING TRAINING INFORMATION

REPORTING DATES: Pitchers and catchers report Saturday, February 20 with the first workout the next day. The full squad reports on Thursday, February 25 with the first full squad workout the next day.

MEDIA INFORMATION: For credentials or broadcast space, please contact Bob Rose at (602) 797-5632 or Kristy Fick at (602) 797-5634. A media lunch is served before all home games at a cost of \$8.00.

HEADQUARTERS HOTEL: Doubletree Guest Suites, 320 North 44th Street, Phoenix, Arizona, 85008. (602) 225-0500.

MINOR LEAGUE HEADQUARTERS: Papago Park Baseball Complex, 1802 North 64th Street, Phoenix, Arizona, 85008. (480) 949-5951.

STADIUM: Phoenix Municipal Stadium (Capacity: 7,881), 5999 East Van Buren, Phoenix, Arizona. (602) 225-9400.

IMPORTANT PHONE NUMBERS IN PHOENIX

Public Relations Department

Main Office	(602) 225-9400
Bob Rose, Director of Public Relations	(602) 797-5632
Mike Selleck, Baseball Information Manager	(602) 797-5639
Kristy Fick, Media Relations Manager	(602) 797-5634
Press Box Direct Line	(602) 797-5644
Office Facsimile	(602) 225-9473

SPRING TRAINING SCHEDULE

Day	Date	Opponent	Site	Time
Thur	March 4	Chicago Cubs (XTRA Sports 860 AM)	Mesa	12:05 pm
Fri	March 5	Milwaukee (XTRA Sports 860 AM)	Phoenix	12:05 pm
Sat	March 6	Los Angeles Angels (XTRA Sports 860 AM)	Phoenix	12:05 pm
Sun	March 7	Los Angeles Angels (XTRA Sports 860 AM)	Tempe	12:05 pm
Mon	March 8	Chicago Cubs	Phoenix	12:05 pm
Tues	March 9	Texas (ss) Kansas City (ss)	Phoenix Surprise	12:05 pm 12:05 pm
Wed	March 10	Chicago White Sox	Phoenix	12:05 pm
Thur	March 11	Milwaukee	Maryvale	12:05 pm
Fri	March 12	Arizona	Tucson	12:05 pm
Sat	March 13	San Diego (ss) (XTRA Sports 860 AM) San Francisco (ss)	Phoenix Scottsdale	12:05 pm 12:05 pm
Sun	March 14	Kansas City (XTRA Sports 860 AM)	Phoenix	1:05 pm
Mon	March 15	Cincinnati (XTRA Sports 860 AM)	Goodyear	1:05 pm
Tues	March 16	OFF DAY		
Wed	March 17	San Francisco (XTRA Sports 860 AM)	Phoenix	1:05 pm
Thur	March 18	Arizona	Phoenix	1:05 pm
Fri	March 19	Colorado	Tucson	1:10 pm
Sat	March 20	Chicago Cubs (ss) (XTRA Sports 860 AM) Cleveland (ss)	Phoenix Goodyear	1:05 pm 1:05 pm
Sun	March 21	Cincinnati (XTRA Sports 860 AM)	Phoenix	1:05 pm
Mon	March 22	Seattle	Peoria	1:05 pm
Tues	March 23	OFF DAY		
Wed	March 24	Los Angeles Dodgers (XTRA Sports 860 AM)/(CSNCA)	Phoenix	7:35 pm
Thur	March 25	San Francisco (XTRA Sports 860 AM)	Scottsdale	7:05 pm
Fri	March 26	Texas (ss) Chicago Cubs (ss)	Surprise Mesa	1:05 pm 1:05 pm
Sat	March 27	Kansas City (XTRA Sports 860 AM)	Surprise	1:05 pm
Sun	March 28	Colorado (XTRA Sports 860 AM)	Phoenix	1:05 pm
Mon	March 29	Seattle	Phoenix	1:05 pm
Tues	March 30	Chicago White Sox	Glendale	1:05 pm
Wed	March 31	Cincinnati	Phoenix	1:05 pm
Thur	April 1st	San Francisco (XTRA Sports 860 AM)	San Francisco	7:15 pm
Fri	April 2nd	San Francisco (XTRA Sports 860 AM)	San Francisco	7:15 pm
Sat	April 3rd	San Francisco (XTRA Sports 860 AM)	Oakland	1:05 pm
Sun	April 4th	OFF DAY		

All Times are Pacific (ss) denotes split squad

SPRING TRAINING STATISTICS AND RESULTS

FINAL BATTING STATISTICS

BATTERS	AVG	G	AB	R	H	2B	3B	HR	RBI	BB	SO
Affronti	.000	1	1	0	0	0	0	0	0	0	1
Baisley	.222	7	9	0	2	1	0	0	1	0	3
Barton	.361	19	36	6	13	3	1	1	7	2	5
Bowen	.200	6	10	1	2	2	0	0	2	1	5
Bozied	.375	8	8	1	3	1	0	0	1	1	1
Buck	.300	27	70	13	21	3	1	4	16	10	13
Cabrera	.316	12	38	6	12	1	0	0	3	1	7
Cardenas	.286	7	14	1	4	0	0	0	1	1	3
Carson	.364	18	22	7	8	0	1	1	4	4	4
Carter	.333	8	15	1	5	2	0	0	1	0	8
Chavez	.208	11	24	4	5	1	0	2	6	4	6
Chen	.333	8	12	3	4	2	1	0	3	0	2
Copeland	.182	17	22	3	4	0	0	1	4	4	5
Crosby	.273	22	55	8	15	3	1	1	5	2	10
Cunningham	.295	23	44	9	13	4	0	2	9	6	12
Cust	.254	22	63	7	16	0	0	4	8	7	18
Davis	.260	30	77	12	20	5	4	0	9	8	11
Denorfia	.350	23	40	8	14	3	0	1	6	5	10
Dillon	.182	12	22	3	4	1	0	0	3	6	3
Donaldson	.364	8	11	3	4	1	1	0	2	1	1
Doolittle	.379	19	29	6	11	4	0	2	11	3	5
Ellis	.167	19	54	3	9	2	0	0	9	2	8
Galarraga	.310	19	29	5	9	1	1	0	5	2	5
Garciparra	.455	13	33	7	15	3	0	2	8	1	3
Giambi	.157	21	51	4	8	0	0	1	5	8	13
Gilbert	.000	4	1	0	0	0	0	0	0	2	0
Hannahan	.208	26	53	6	11	5	0	0	4	12	13
Herrera	.500	7	6	2	3	1	0	0	2	0	3
Holliday	.306	23	62	8	19	2	0	0	7	6	8
Horton	1.000	2	3	1	3	0	0	0	2	0	0
Keough	.500	1	2	1	1	0	1	0	1	0	0
Mitchell	---	1	0	0	0	0	0	0	0	0	0
Ortiz	.000	1	1	0	0	0	0	0	0	0	0
Padron	.000	1	1	0	0	0	0	0	0	0	0
Patterson	.182	10	22	2	4	0	1	0	4	1	0
Pennington	.293	30	58	13	17	5	3	0	15	8	11
Petit	.280	24	50	7	14	4	0	0	5	3	9
Powell	.300	18	40	7	12	2	0	2	8	4	8
Putnam	.667	2	3	1	2	0	0	1	2	0	1
Recker	.000	2	2	0	0	0	0	0	0	1	2
Rosendo	.000	1	1	0	0	0	0	0	0	0	1
Suzuki	.306	22	62	13	19	4	1	0	4	2	9
Sweeney	.329	23	70	13	23	3	2	2	8	3	8
Thigpen (tot)	.171	20	35	5	6	0	0	2	2	3	6
Thigpen (oak)	.250	6	8	2	2	0	0	0	0	1	1
Valdez	.000	1	2	0	0	0	0	0	0	0	1
Weeks	.000	5	5	1	0	0	0	0	1	2	1
Wimberly	.213	27	47	13	10	1	0	0	6	4	4
Team	.279	37	1295	212	361	70	19	28	196	130	248
Opponent	.300	37	1272	209	381	80	10	34	202	113	209

FINAL PITCHING STATISTICS

PITCHERS	W	L	ERA	G	GS	IP	H	R	ER	BB	SO
Anderson	3	1	2.83	8	6	28.2	28	9	9	6	15
Bailey	0	0	0.66	12	0	13.2	9	2	1	2	10
Blevins	1	0	8.31	14	0	13.0	24	12	12	5	6
Braden	1	0	5.12	5	4	19.1	21	11	11	4	11
Cahill	2	2	5.40	7	6	25.0	22	15	15	10	13
Cameron	1	0	4.26	7	0	6.1	7	5	3	3	5
Carignan	0	0	8.53	6	0	6.1	7	6	6	3	5
Casilla	0	0	0.87	10	0	10.1	9	1	1	2	4
Currin	0	0	0.00	2	0	1.2	1	0	0	1	0
Devine	0	0	8.10	4	0	3.1	3	3	3	3	2
Eveland	0	4	4.28	7	7	27.1	26	15	13	11	19
Gallagher	2	1	5.12	7	4	19.1	29	12	11	8	9
Garcia	0	0	10.80	2	0	1.2	3	2	2	1	1
Gonzalez, E.	1	2	10.93	6	3	14.0	26	17	17	3	12
Gonzalez, G.	0	0	6.75	5	1	9.1	10	7	7	3	9

PITCHERS	W	L	ERA	G	GS	IP	H	R	ER	BB	SO
Gordon	0	0	45.00	1	0	1.0	3	5	5	0	1
Gray	0	0	1.93	4	0	4.2	4	1	1	1	2
Hunter	0	0	0.00	2	0	1.1	2	0	0	0	0
Kilby	0	0	4.50	2	0	2.0	2	1	1	0	0
Lansford	0	1	4.50	6	0	6.0	7	3	3	4	5
Leon	0	0	0.00	1	0	1.0	0	0	0	0	2
Marshall	0	1	9.00	1	0	1.0	2	1	1	1	1
Mazzaro	1	1	7.30	6	2	12.1	17	10	10	7	12
Outman	1	1	5.40	7	3	21.2	28	15	13	8	18
Rodriguez	0	0	2.25	4	0	4.0	4	3	1	4	1
Ross	1	0	4.50	3	0	4.0	4	2	2	1	4
Schroder	2	2	9.90	9	0	10.0	13	11	11	4	11
Simmons	0	1	11.7	5	0	9.2	20	12	12	3	7
Springer	1	0	4.22	12	0	10.2	10	5	5	2	8
Thomas	0	0	0.00	2	0	1.1	1	0	0	2	0
Webb	0	0	13.50	3	0	4.0	9	6	6	2	2
Williams	0	0	4.91	5	1	11.0	14	6	6	2	1
Windsor	0	0	9.00	1	0	1.0	1	1	1	0	1
Wuertz	0	1	8.18	11	0	11.0	15	10	10	4	12
Ziegler	0	0	0.00	5	0	5.0	0	0	0	1	2
Team	17	18	5.56	37	37	322.0	381	209	199	113	209
Opponent	18	17	5.14	37	37	323.2	361	212	185	130	248

RESULTS

DATE	OPPONENT	SCORE	RECORD	WINNER	LOSER	ATTEND.
Feb. 25	at Milwaukee	T, 3-3 (10)	0-0-1	---	---	2,564
Feb. 26	at Los Angeles (AL)	L, 1-3	0-1-1	Wilhite	Anderson	1,643
Feb. 27	Milwaukee	L, 5-8	0-2-1	Swindle	Simmons	2,782
Feb. 28	Cleveland	W, 1-0	1-2-1	Schroder	Mujica	5,383
March 1	at Arizona	L, 7-9	1-3-1	Petit	E. Gonzalez	4,922
March 2	OFF DAY					
March 3	at Chicago (NL)	L, 4-6	1-4-1	Marshall	Gallagher	6,520
March 4	Chicago (AL)	W, 7-2	2-4-1	Springer	Broadway	3,029
March 5	#South Africa	W, 6-1	---	Braden	Ekemans	1,209
	at San Francisco	W, 4-2	3-4-1	Cahill	Martinez	6,357
March 6	Seattle	W, 12-1	4-4-1	E. Gonzalez	Washburn	4,430
March 7	at San Diego	W, 15-6	5-4-1	Schroder	Ramos	5,351
March 8	Cleveland	W, 8-5	6-4-1	Ross	Rundles	3,562
	at San Francisco	L, 1-10	6-5-1	Johnson	Eveland	7,001
March 9	Los Angeles (AL)	W, 5-4	7-5-1	Cameron	Herdon	4,105
March 10	at Colorado	L, 7-14	7-6-1	Speier	Schroder	3,607
March 11	OFF DAY					
March 12	Arizona	W, 6-1	8-6-1	Mazzaro	Haren	7,015
March 13	at Cleveland	L, 3-4	8-7-1	Laffey	Eveland	5,463
March 14	San Francisco	W, 8-3	9-7-1	Braden	Martinez	7,888*
March 15	at Los Angeles (AL)	W, 8-1	10-7-1	Anderson	Weaver	8,374
March 16	Los Angeles (NL)	W, 10-8	11-7-1	Cahill	Randolph	5,303
March 17	Arizona	W, 11-3	12-7-1	Gallagher	Scherzer	7,921*
March 18	OFF DAY					
March 19	at Texas	L, 5-8	12-8-1	Benson	E. Gonzalez	5,233
March 20	at Cleveland	L, 6-7	12-9-1	Lewis	Marshall	7,571
March 21	San Francisco	L, 4-8	12-10-1	Ray	Wuertz	7,062
	at Seattle	L, 5-8	12-11-1	Balister	Lansford	8,393
March 22	Chicago (AL)	L, 10-12	12-12-1	Richard	Mazzaro	7,092
March 23	Chicago (NL)	L, 5-20	12-13-1	Dempster	Eveland	7,994*
March 24	at Kansas City	L, 3-8	12-14-1	Greinke	Outman	5,359
March 25	at Chicago (AL)	L, 4-5	12-15-1	Contreras	Schroder	4,988
March 26	OFF DAY					
March 27	San Diego	L, 2-5	12-16-1	Peavy	Cahill	7,154
March 28	at Milwaukee	L, 2-4	12-17-1	Suppan	Eveland	5,045
March 29	Colorado	W, 7-6	13-17-1	Blevins	Morales	5,623
March 30	at Los Angeles (NL)	W, 9-5	14-17-1	Anderson	Kershaw	5,509
March 31	Kansas City	W, 7-2	15-17-1	Outman	Ponson	3,183
April 1	Chicago (NL)	T, 8-8	15-17-2	---	---	4,137
April 2	*San Francisco	L, 4-7	15-18-2	Lincecum	Cahill	20,563
April 3	*San Francisco	W, 2-1 (10)	16-18-2	Gallagher	Perdomo	23,743
April 4	*San Francisco	W, 3-2	17-18-2	Anderson	Ortiz	11,484

#indicates exhibition game *at San Francisco ^at Oakland

PAST SPRING TRAINING FINISHES

YEAR	SITE	RECORD	HOME ATTENDANCE	DATES
1968	Bradenton, FL		—	—
1969	Mesa, AZ	10-14	12,003	13
1970	Mesa, AZ	15-13	17,614	14
1971	Mesa, AZ	12-15	14,889	16
1972	Mesa, AZ	9-11	17,295	13
1973	Mesa, AZ	14-10	21,206	14
1974	Mesa, AZ	8-16	26,732	12
1975	Mesa, AZ	7-11	36,732	10
1976	Mesa, AZ	4-10	21,373	9
1977	Mesa, AZ	12-15	24,446	16
1978	Mesa, AZ	9-15	28,695	12
1979	Scottsdale, AZ	12-10	13,295	9
1980	Scottsdale, AZ	13-7	19,098	10
1981	Scottsdale, AZ	17-10	37,899	13
1982	Phoenix, AZ	8-14	42,043	10
1983	Phoenix, AZ	14-11	28,621	9
1984	Phoenix, AZ	12-14	33,352	12
1985	Phoenix, AZ	13-13-1	49,718	13
1986	Phoenix, AZ	17-12	68,292	15
1987	Phoenix, AZ	14-15	88,994	14
1988	Phoenix, AZ	14-16	129,120	15
1989	Phoenix, AZ	19-13	152,416	16
1990	Phoenix, AZ	6-10	81,490	9
1991	Phoenix, AZ	13-16-1	156,345	16
1992	Phoenix, AZ	15-13	131,460	14
1993	Phoenix, AZ	15-18-1	174,911	19
1994	Phoenix, AZ	19-11	126,160	15
1995	Phoenix, AZ	15-11-1	41,893	15
		6-4-2	16,617	6
1996	Phoenix, AZ	16-16-1	86,543	15
1997	Phoenix, AZ	17-15-1	103,298	18
1998	Phoenix, AZ	18-13	93,261	17
1999	Phoenix, AZ	16-17	92,110	16
2000	Phoenix, AZ	20-11-1	77,781	14
2001	Phoenix, AZ	22-10	110,876	15
2002	Phoenix, AZ	17-15-1	118,268	17
2003	Phoenix, AZ	16-13-2	81,537	14
2004	Phoenix, AZ	19-14-1	123,535	16
2005	Phoenix, AZ	15-18	129,434	17
2006	Phoenix, AZ	15-17	113,077	16
2007	Phoenix, AZ	17-12-2	113,033	15
2008	Phoenix, AZ	18-8	88,617	13
2009	Phoenix, AZ	17-18-2	105,147	18





Community FUND

The Oakland Athletics organization, in conjunction with the A's Community Fund, strives to make a positive impact in the Bay Area and Northern California. A's players, coaches, and front office employees, together with fans and sponsors, are committed to meeting the social, cultural and educational demands in the community. The A's host numerous fundraising events, have implemented several educational programs, support various causes and organizations and connect with many different people.

Information regarding Oakland Athletics community programs can be found online at oaklandathletics.com. Requests for donations and player appearances must be submitted in writing and addressed to the following: Oakland Athletics, Community Relations, 7000 Coliseum Way, Oakland, CA 94621.

OAKLAND A'S COMMUNITY FUND: The Oakland A's Community Fund supports more than 1,500 charitable organizations through monetary contributions and donated auction items each season in its efforts to support charitable organizations in improving the quality of life for people throughout the Bay Area. Specifically, the Fund supports endeavors to improve educational programs, aid the underprivileged, assist in crime and drug prevention, promote health awareness, and champion children and senior welfare. The A's Community Fund believes in the need to invest in the community's future. The A's Community Fund donates approximately \$650,000 annually to various community programs.

A'S BREAST CANCER AWARENESS DAY:

The A's host a Breast Cancer Awareness Day each year to raise funds for breast cancer education and research. Funds are raised through commemorative pins and caps, an A's autographed quilt raffle and sponsor support. Pre-game ceremonies include the formation of a symbolic human pink ribbon on the field by over 300 Bay Area survivors, the release of white doves as a symbol of hope and a presentation of the



"Gift of Faith" grant, which donates \$5,000 annually to a local grassroots breast cancer charity in memory of the late Faith Fancher, longtime KTVU Channel 2 reporter. Over the past 11 years, the A's have raised over \$1,075,000 for breast cancer education and research on A's Breast Cancer Awareness Day.



MUG ROOT BEER FLOAT DAY:

Each year the A's and Pepsi host MUG Root Beer Float Day to raise funds for the Juvenile Diabetes Research Foundation. Proceeds are raised through the sale of root beer floats, tips given in exchange for autographs and pictures with the celebrity scoopers, the sale of autographed mugs and a silent auction of sports memorabilia. Over the past 10 years, the A's have raised over \$270,000 for various charities through MUG Root Beer Float Day.

Oakland A's In The Community, continued

HOME RUN READERS PROGRAM:

The A's Home Run Readers program encourages teachers to establish reading goals for their students based on each child's individual reading level. As incentives, A's players, coaches, mascot Stomper and front office employees visit participating schools to congratulate the students and to encourage them to continue reading, both inside and outside of the classroom. Students who participate in the game attend the game on Home Run Readers Day as guests of the A's and California Police Youth Charities.



“MATHLETICS” PROGRAM: The “Mathletics” program is a unique program designed to stress the importance of math among Bay Area youth. The A's design and distribute workbooks to participating schools which utilize simple formulas for calculating statistics of A's players. Students who complete their workbooks correctly and submit the answer sheet to the A's, receive two ticket vouchers. In addition, one school that demonstrates outstanding participation in the program receives a visit from an A's player. The “Mathletics” program is sponsored by Ross Dress For Less and Comcast SportsNet California.

GREEN STAMPEDE HOMEWORK CLUB: Before select A's home games, volunteers from local public schools offer tutoring for at-risk students at the Oakland-Alameda County Coliseum. Students who attend the study group are rewarded with tickets to that night's game and if they attend all eight sessions they receive a visit from an A's player.



TAKE THE FIELD WITH THE

A'S: Prior to select games, members of local baseball and softball teams accompany A's players as they take the field, stand with them during the National Anthem and receive an autographed baseball.

LITTLE LEAGUE DAYS: Members of organized youth baseball programs are offered discounted group ticket prices to attend one of the two designated Little League Days with the A's. Little Leaguers (age 14 and under) attend a pre-game festival, are

greeted by A's players as they parade around the field and receive the A's kid's giveaway item for that date.

FIELD RENOVATIONS: The A's Community Fund, in partnership with the Good Tidings Foundation, renovates a local baseball or softball field in order to provide local youth a state-of-the-art facility. Over the past few years, the A's and Good Tidings Foundation renovated the baseball and softball fields at Washington High School in Fremont, Rickey Henderson Baseball Field located at the Arroyo Viejo Recreation Center in East Oakland and Bambino Field at the Greenman Field Baseball Complex.

A'S AMIGOS: The A's Amigos program gives Hispanic children the opportunity to hear an A's player speak about the importance of education, sportsmanship and hard work. In addition to a pre-game visit, each child receives a game ticket and an A's hat. The A's Amigos program is sponsored by Kelly-Moore Paints.



LITTLE A'S: Each year, over 10,000 children from low to moderate-income families are treated to A's games and receive an A's pin and a pennant as part of the Little A's program.

HOLIDAY PARTY: The A's Community Fund, Aquafina, Round Table Pizza, and the Oakland Zoo host an annual holiday party for local school children. Current and former A's players are present to sign autographs and distribute gifts to each child. The holiday festival includes pizza and water, carnival games, face painters, a tour of the Children's Zoo and appearances from the A's mascot Stomper and Santa Claus.



HOLIDAY CARAVAN: During the offseason, current and former A's players and the A's mascot Stomper make stops around the Bay Area during the A's Holiday Caravan. The caravan features visits to schools, hospitals, shelters, meet-and-greets and appearances at holiday parades and malls and other public places.

TICKET PURCHASE PROGRAM: Oakland A's players, the A's Community Fund and corporate sponsors purchase and donate thousands of tickets to various charitable and non-profit groups each season.

SILENT AUCTION: The A's Community Fund holds silent auctions of various sports memorabilia behind section 120 on all Saturday and Sunday home dates. The A's Community Fund donates a portion of the proceeds to designated charitable groups as a silent auction partner on selected dates throughout the season.

A'S COMMUNITY FUND GOLF CLASSIC: This annual tournament pairs participants with A's players, former players, coaches and front office employees for a day of golf at one of the Bay Area's top courses. The event, sponsored by Chevron and State Roofing Systems of San Leandro, features breakfast, tee prizes, an awards dinner banquet and live and silent auctions of sports memorabilia and other prizes. All proceeds benefit the Oakland A's Community Fund.

A'S DINNER ON THE DIAMOND: This annual dinner with A's players and their families is hosted by A's Owner and Managing Partner Lew Wolff and his daughter Kari Wolff, with proceeds benefiting the Oakland A's Community Fund. A's Dinner on the Diamond is sponsored by the Wolff and Fisher families.

A'S PROMOTION AND EVENTS SCHEDULE

Day	Date	Opponent	Promotion/Event (Sponsor)	Distribution
Monday	April 5	Seattle	A's Magnetic Schedules (Farmers Insurance)	32,000 Fans
Thursday	April 15	Baltimore	A's Fleece Sluggie (Mercury News)	10,000 Fans
Saturday	April 17	Baltimore	Roy Steele Bobblehead (NetSuite)	10,000 Fans
Sunday	April 18	Baltimore	A's Calendar and Pet Adoption Day (AvoDerm Natural)	10,000 Fans
Tuesday	April 20	New York	A's Poster (Kingsford Capital Management)	10,000 Fans
Saturday	April 24	Cleveland	Ryan Sweeney Replica Jersey (Pepsi) Teacher Appreciation Day	15,000 Fans
Sunday	April 25	Cleveland	A's Kid's Baseball Hat (Chevy) / Little League Day #1	7,500 Kids
Friday	May 7	Tampa Bay	Fireworks Show	
Saturday	May 8	Tampa Bay	Andrew Bailey Bobblehead (Chevron ExtraMile) Salute to Armed Forces Day	10,000 Fans
Friday	June 4	Minnesota	Fireworks Show / D.A.R.E. Day	
Saturday	June 5	Minnesota	A's BeerFest	
Sunday	June 6	Minnesota	A's Kid's Batting Helmet / Little League Day #2 "Mathletics" Day (Ross Dress For Less)	7,500 Kids
Saturday	June 26	Pittsburgh	1970's Joe Rudi Replica Jersey (Pepsi) / "Turn Back The Clock" Game	15,000 Fans
Sunday	June 27	Pittsburgh	A's Beach Towel / Scout Day	10,000 Fans
Saturday	July 10	Los Angeles	Fireworks Show (Oakland Tribune / Contra Costa Times) / Filipino Night	
Sunday	July 11	Los Angeles	A's BBQ Set (Supercuts)	10,000 Fans
Friday	July 23	Chicago	A's Dog Day in the Park (AvoDerm Natural)	
Sunday	July 25	Chicago	A's Replica Jersey (Pepsi)	15,000 Fans
Wednesday	Aug. 4	Kansas City	MUG Root Beer Float Day (Pepsi)	
Saturday	Aug. 7	Texas	Fireworks Show (Chevron)	
Sunday	Aug. 8	Texas	Law Enforcement Day	
Tuesday	Aug. 17	Toronto	Silence the Violence Night	
Sunday	Aug. 22	Tampa Bay	Atleticos T-shirt / Hispanic Heritage Day (Chevy)	10,000 Fans
Friday	Sept. 3	Los Angeles	Fireworks Show (Kelly-Moore Paints)	
Saturday	Sept. 4	Los Angeles	A's Baseball Hat	10,000 Fans
Sunday	Sept. 5	Los Angeles	A's Pink Tote Bag / Breast Cancer Awareness Day	10,000 Fans
Saturday	Sept. 11	Boston	Firefighter Appreciation Night	
Friday	Sept. 24	Texas	A's Team Photo	10,000 Fans
Saturday	Sept. 25	Texas	A's Baseball Card Set / Church Community Day	10,000 Fans
Sunday	Sept. 26	Texas	A's Baseball Hat	10,000 Fans

Dates, giveaways and events are tentative and subject to change.

Visit the A's website at oaklandathletics.com for the most up-to-date promotional schedule.

TO PURCHASE A's TICKETS CALL (877) 493-BALL.

MEDIA GUIDE CREDITS

The 2010 Oakland Athletics Media Guide is a production of the Oakland Athletics Public Relations Department, Oakland-Alameda County Coliseum, 7000 Coliseum Way, Oakland, CA 94621. The guide was edited by Baseball Information Manager Mike Selleck with assistance from Bob Rose, Director of Public Relations; Kristy Fick, Player and Media Relations Manager; and Debbie Gallas, Media Services Manager.

The 2010 Oakland Athletics Media Guide was printed by Dumont Printing, 1333 G Street, Fresno, CA 93706. Special thanks to Marion Broughton and Lori Sakoda. The cover was designed by Dumont Printing.

The A's would like to extend special thanks to Major League Baseball's Information System, Elias Sports Bureau, Stats Inc., Bill Arnold of The Sports Features Group, David Vincent and Retrosheet for their contributions to this year's guide.

Photography by Michael Zagaris, Oakland A's; Ron Riesterer, Oakland Tribune; Brian Fleming Photography; Tera Romano; National Baseball Hall of Fame; Minor League Baseball and Oakland A's archives.

Additional and updated information, statistics or photos are available to accredited news sources by contacting the A's Public Relations Department or by logging onto the team's virtual pressbox—pressbox.oaklandathletics.com.